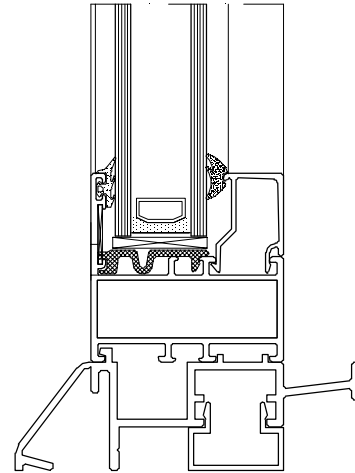


econoline

RAMEN, DEUREN EN BINNENWANDEN
FENETRES, PORTES ET PARAMENT INTERIEUR
FENSTER, TUREN UND INNERWAND
WINDOWS, DOORS AND INNERWALL



ELa	PROFIELEN _____ P. 9 PROFILS PROFILE PROFILES
ELb	TOEBEHOREN _____ P. 45 ACCESSOIRES ZUBEHORTEILE ACCESSORIES
ELc	DOORSNEDEN _____ P. 81 COUPES SCHNITT SECTIONS
ELd	STATICA _____ P. 171 STATIQUE STATIK STATICS
ELe	ZAAGTABELLEN _____ P. 175 TABLES DE SCIAGES ZUSCHNITT-TABELLEN SAWING TABLES
ELf	WERKTEKENINGEN _____ P. 193 DESSINS DE CONSTRUCTION KONSTRUKTIONZEICHNUNGEN CONSTRUCTION DRAWINGS

AFKORTINGEN / ABBREVIATIONS / ABKURZUNGEN / ABBREVIATIONS

BR = BRUT - BRUT - ROH - BRUT

AN = GEANODISEERD - ANODISE - ELOXIERT - ANODISED

AN (■) = GELAKT - LAQUE - LACKIERT - LACQUERED -- RAL9006M

KL = STANDAARDKLEUREN - COULEURS STANDARDS - BASIS FARBEN - BASIC COLORS

GS = SPECIAAL GEMOFFELD - LAQUE SPECIAL - SPECIALFARBE - SPECIAL COLOR

Z = ZWART - NOIR - SCHWARZ - BLACK

W = WIT - BLANC - WEISS - WHITE

De tekeningen die voorgesteld zijn op schaal 1:1, kunnen kleine maatafwijkingen vertonen, te wijten aan de reproductietechniek van deze catalogoog.

Les dessins représentés à l'échelle 1 peuvent avoir de légères variations dimensionnelles dues aux techniques de reproduction de ce catalogue.

Die Zeichnungen im Maßstab 1:1 können aus technischen Reproduktionsgründen leichte Messungsschwankungen darstellen.

The drawings represented on a scale 1 basis may have light dimensional variations due to the reproduction of the manual.

BUITENKADERS	P. 19
PROFILS D'ENCADREMENT KADERPROFILE OUTER FRAMES	
VLEUGELPROFIELEN	P. 22
OUVRANTS FLUGELPROFILE VENT PROFILES	
VLEUGELPROFIELEN EL LIGHT	P. 24
OUVRANTS EL LIGHT FLUGELPROFILE EL LIGHT VENT PROFILES EL LIGHT	
TUSSENREGELS	P. 25
TRAVERS SPROSENPROFILE TRANSOMS	
TUSSENREGELS EL LIGHT	P. 26
TRAVERS EL LIGHT SPROSENPROFILE EL LIGHT TRANSOMS EL LIGHT	
STOLPPROFIELEN	P. 27
MAUCLAIRS STULP PROFILE DOUBLE CASEMENT PROFILES	
STOLPPROFIELEN EL LIGHT	P. 28
MAUCLAIRS EL LIGHT STULP PROFILE EL LIGHT DOUBLE CASEMENT PROFILES EL LIGHT	
PLINTPROFIELEN EL LIGHT	P. 29
PROFILS DE PLINTHE EL LIGHT SOCKELPROFIL EL LIGHT TRANSOMS EL LIGHT	
HOEKPROFIELEN	P. 30
POTEAUX D'ANGLE ECKPROFILE CORNER PROFILES	
SLUITLATTEN	P. 31
TRINGLES SCHUBSTANGE LINKBARS	
GLASLATTEN	P. 32
LATTES A VITRAGE GLASLEISTE GLAZING BEADS	

DORPELPROFIELEN _____	P. 35
SEUILS SOLLPROFILE SILL MEMBERS	
DORPELPROFIELEN EL LIGHT _____	P. 36
SEUILS EL LIGHT SOLLPROFILE EL LIGHT SILL MEMBERS EL LIGHT	
AANSLUITPROFIELEN _____	P. 37
PROFILS POUR CHAMBRANLES ANSCHLIESPROFILE CASING PROFILES	
BINNENWANDPROFIELEN _____	P. 38
PAREMENT INTERIEUR PROFILS INNERWAND PROFILE INNERWALL PROFILES	
KLIPSPROFIELEN _____	P. 39
PROFILES DE CLIPAGE KLIPS PROFILE CLIPING PROFILES	
DIVERSE PROFIELEN _____	P. 40
PROFILS DIVERS DIVERS PROFILE VARIED PROFILES	

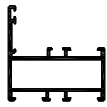

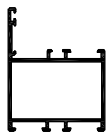



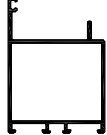

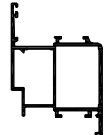

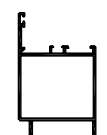

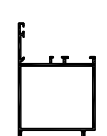

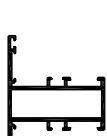

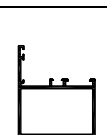

RAMEN	P. 81
FENETRES RAHMEN WINDOWS	
VLAKKE DEUR EN DUBBELE DEUR	P. 99
PORTE PLANE ET DOUBLE PORTE FLACH TUR UND DOPPELT TUR FLAT DOOR AND DOUBLE DOOR	
OPDEK DEUR	P. 139
PORTE A FRAPPE ANSCHLAG TUR TOUCH DOOR	
SCHUIFRAMEN	P. 145
FENETRES COULISSANTES SCHIEBEFENSTER SLIDING WINDOWS	
BINNENWAND	P. 153
PAREMENT INTERIEUR INNERWAND INNERWALL	

RAMEN	P. 175
FENETRES RAHMEN WINDOWS	
DEUREN	P. 177
PORTES TUREN DOORS	
SCHUIFRAAM	P. 190
FENETRE COULISSANTE SCHIEBEFENSTER SLIDING WINDOW	
BINNENWAND	P. 192
PAREMENT INTERIEUR INNERWAND INNERWALL	

VARIABELE HOEKPROFIELEN _____	P. 191
POTEAUX D'ANGLE ECKPROFILE VARIABEL CORNER PROFILES	
ONTLUCHTING EN ONTWATERING _____	P. 193
VENTILATION ET DRAINAGE ENTLUFTUNG UND DRANAGE VENTILATION AND DRAINAGE	
SLOTEN EN UITSPARINGEN _____	P. 194
SERRURES ET ENTAILLES SCHLOSSER UND EINBAU LOCKS AND EMBEDDING	
BESLAG KIPRAAM _____	P. 210
FERRURE FENETRE BATTANT BESCHLAG KIPFLUGEL HARDWARE TITL CASEMENT	
MONTAGE ACTL443 _____	P. 211
MONTAGE ACTL443 MONTAGE ACTL443 MONTAGE ACTL443	
MONTAGE ACEL440 _____	P. 212
MONTAGE ACEL440 MONTAGE ACEL440 MONTAGE ACEL440	
MONTAGE SCHROEFHOEK _____	P. 213
MONTAGE CLAME A VISSER MONTAGE ECKVERBINDER SCHRAUBBAR MONTAGE SQUARE COUPLING JOINT	
MONTAGE EL010/EL030 MET ACEL025 _____	P. 215
MONTAGE EL010/EL030 AVEC ACEL025 MONTAGE EL010/EL030 MIT ACEL025 MONTAGE EL010/EL030 WITH ACEL025	
MONTAGE EL010/EL030 MET ACEL028 _____	P. 216
MONTAGE EL010/EL030 AVEC ACEL028 MONTAGE EL010/EL030 MIT ACEL028 MONTAGE EL010/EL030 WITH ACEL028	
MONTAGE ACEL450 _____	P. 217
MONTAGE ACEL450 MONTAGE ACEL450 MONTAGE ACEL450	
MONTAGE ACEL110 _____	P. 218
MONTAGE ACEL110 MONTAGE ACEL110 MONTAGE ACEL110	

MONTAGE INNERWALL _____ P. 219

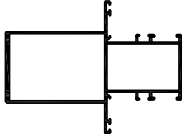











MONTAGE PAREMENT INTERIEUR
MONTAGE INNERWAND
MONTAGE INNERWALL

NUMMER NUMERO NUMBER	AFBEELDING IMAGE BILD PICTURE	BLAD PAGE SEITE PAGE	OMTREK PERIM. UMRIB PERIM. mm	MECH. MEC. MEC. mm	Ix (cm4)		Iy (cm4)		LENGTE LONG. LANGE LENGTH	VERP. PER EMB. PAR PACK PR.	BR	AN	KL	GS	M1
					Wx (cm3)	Wy (cm3)	Wx (cm3)	Wy (cm3)							
EL010	 	19	307.7	82.9	11.62	5.28	4.05	1.62	6.5	2	X	X	X	X	
EL011	 	19	337.7	112.9	14.77	12.68	5.22	3.19	6.5	2	X	X	X	X	
EL013	 	20	467.7	242.9	28.31	102.73	10.38	14.41	6.5	1	X	X	X	X	
EL014	 	20	321.6	143.3	16.42	18.50	5.99	4.42	6.5	2	X	X	X	X	
EL022	 	22	406	165.7	27.41	26.57	9.08	5.57	6.5	2	X	X	X	X	
EL024	 	22	381.1	168.1	19.23	25.47	7.33	5.38	6.5	2	X	X	X	X	
EL025	 	27	381.1	168.1	18.48	25.47	6.23	5.38	6.5	2	X	X	X	X	
EL030	 	25	367.1	108.7	13.42	8.83	4.30	2.45	6.5	2	X	X	X	X	
EL031	 	25	397.1	138.7	16.66	18.35	5.46	4.22	6.5	2	X	X	X	X	



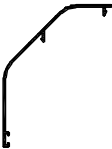

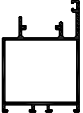

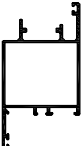

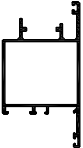





BR = BRUT - BRUT - ROH - BRUT
AN = ANODISATIE - ANODISE - ELOXIERT - ANODISED
KL = STANDAARDKLEUREN - COULEUR STANDARD - BASIS FARBEN - BASIC COLORS
GS = GEMOFFELD SPECIAAL - LAQUE SPECIAL - SPECIALFARBE - SPECIAL COLOR
M1 = BICOLOR - BICOLOR - BICOLOR - BICOLOR

A = BUITEN - EXTERIEUR - AUSSEN - OUTSIDE
B = BINNEN - INTERIEUR - INNEN - INSIDE

PROFIELEN - PROFILS - PROFILE - PROFILES

NUMMER NUMERO NUMBER	AFBEELDING IMAGE BILD PICTURE	BLAD PAGE SEITE PAGE	OMTREK PERIM. UMRIB PERIM. mm	MECH. MEC. MECH. MEC. mm	Ix (cm4)		Iy (cm4)		LENGTE LONG. LANGE LENGTH	VERP. PER EMB. PAR PACK PR.	BR	AN	KL	GS	M1
					Wx (cm3)	Wy (cm3)	Wx (cm3)	Wy (cm3)							
EL035	 	25	528.1	269.6	113.33	30.71	19.19	7.06	6.5	1	X	X	X	X	
EL045	 	41	216.7	61.9	8.93	4.09	3.27	1.46	6.5	4	X	X	X	X	
EL050	 	30	219.7	105.5	14.7	14.7	5.39	5.39	6.5		X	X	X	X	
EL056		41	101.6	46.7	-	-	-	-	6.5	10	X	X	X	X	
EL081		39	187.7	81.4	-	-	-	-	6.5	6	X	X	X	X	
EL082		39	197.4	100.2	-	-	-	-	6.5	6	X	X	X	X	
EL083		39	201.8	68.8	-	-	-	-	6.5	6	X	X	X	X	
EL084		39	263.8	84.3	-	-	-	-	6.5	6	X	X	X	X	
EL085		39	146.6	69.2	-	-	-	-	6.5	6	X	X	X	X	

BR = BRUT - BRUT - ROH - BRUT
AN = ANODISATIE - ANODISE - ELOXIERT - ANODISED
KL = STANDAARDKLEUREN - COULEUR STANDARD - BASIS FARBEN - BASIC COLORS
GS = GEMOFFELD SPECIAAL - LAQUE SPECIAL - SPECIALFARBE - SPECIAL COLOR
M1 = BICOLOR - BICOLOR - BICOLOR - BICOLOR

NUMMER NUMERO NUMBER	AFBEELDING IMAGE BILD PICTURE	BLAD PAGE SEITE PAGE	OMTREK PERIM. UMRIB PERIM. mm	MECH. MEC. MECH. MEC. mm	Ix (cm4)		Iy (cm4)		LENGTE LONG. LANGE LENGTH	VERP. PER EMB. PAR PACK PR.	BR	AN	KL	GS	M1
					Wx (cm3)	Wy (cm3)									
EL086	 	40	334.2	33.7	13.60	7.01	4.77	2.24	6.5	4	X	X	X	X	
EL087		40	318.4	146.5	-	-	-	-	6.5	2	X	X	X	X	
EL090		41	265.6	47.1	-	-	-	-	6.5	6	X	X	X	X	
EL214	 	21	363.9	153.16	17.19	22.74	6.05	5.49	6.5	6	X	X	X	X	
EL224	 	23	422.7	183.7	20.26	30.93	7.8	6.09	6.5	6	X	X	X	X	
EL225	 	23	422.7	183.7	19.09	30.93	6.29	6.09	6.5	6	X	X	X	X	
EL500	 	38	296.8	-	7.61	3.52	2.98	2.43	6.5	4	X				
EL501		38	168.7	54.9	-	-	-	-	6.5	6	X	X	X	X	
EL502		38	182.3	26.6	-	-	-	-	6.5	6	X	X	X	X	










BR = BRUT - BRUT - ROH - BRUT
AN = ANODISATIE - ANODISE - ELOXIERT - ANODISED
KL = STANDAARDKLEUREN - COULEUR STANDARD - BASIS FARBEN - BASIC COLORS
GS = GEMOFFELD SPECIAAL - LAQUE SPECIAL - SPECIALFARBE - SPECIAL COLOR
M1 = BICOLOR - BICOLOR - BICOLOR - BICOLOR

A = BUITEN - EXTERIEUR - AUSSEN - OUTSIDE
B = BINNEN - INTERIEUR - INNEN - INSIDE

PROFIELEN - PROFILS - PROFILE - PROFILES

NUMMER NUMERO NUMBER	AFBEELDING IMAGE BILD PICTURE	BLAD PAGE SEITE PAGE	OMTREK PERIM. UMRIB PERIM. mm	MECH. MEC. MECH. mm	Ix (cm4)	Iy (cm4)	LENGTE LONG. LANGE LENGTH	VERP. PER EMB. PAR PACK PR.	BR	AN	KL	GS	M1
					Wx (cm3)	Wy (cm3)							
EL503		38	160.7	53.3	-	-	6.5	6	X	X	X	X	
EL504		38	171.5	41.1	-	-	6.5	6	X	X	X	X	
EL820	 X Y---Y X	24	367.6	121	19.99 6.52	7.57 2.17	6.5	2	X	X	X	X	
EL831	 X Y---Y X	26	438.1	176	19.72 6.45	29.74 6.07	6.5	2	X	X	X	X	
EL834	 Y X---X Y	29	638.6	365	47.94 17.60	355.83 35.58	6.5	1	X	X	X	X	
EL835	 X Y---Y X	26	494.1	220	77.51 14.22	13.71 3.81	6.5	1	X	X	X	X	
EL840	 Y X---X Y	28	360.2	108	11.89 2.97	6.78 2.02	6.5	2	X	X	X	X	
EL857	 X Y---Y X	36	411,1	76	27.60 5.62	2.75 1.48	6.5	2	X	X	X	X	
EL891		42	148.8	61	-	-	6.5	10	X	X	X	X	

BR = BRUT - BRUT - ROH - BRUT
AN = ANODISATIE - ANODISE - ELOXIERT - ANODISED
KL = STANDAARDKLEUREN - COULEUR STANDARD - BASIS FARBEN - BASIC COLORS
GS = GEMOFFELD SPECIAAL - LAQUE SPECIAL - SPECIALFARBE - SPECIAL COLOR
M1 = BICOLOR - BICOLOR - BICOLOR - BICOLOR

NUMMER NUMERO NUMBER	AFBEELDING IMAGE BILD PICTURE	BLAD PAGE SEITE PAGE	OMTREK PERIM. UMRIB PERIM. mm	MECH. MEC. MEC. mm	Ix (cm4)		Iy (cm4)		LENGTE LONG. LANGE LENGTH	VERP. PER EMB. PAR PACK PR.	BR	AN	KL	GS	M1
					Wx (cm3)	Wy (cm3)									
IP066		34	182.8	50	-	-	-	-	6.5	6	X	X	X	X	
SR014		43	110	31	-	-	-	-	3.5 7	10	X	X	X	X	
TL055		35	204.8	42	-	-	-	-	6.5	2	X	X	X	X	
UTL005		42	116	116	-	-	-	-	6	6	X	X	X	X	
VL58		42	205.9	22	-	-	-	-	6.5	4	X	X	X	X	
VL59		31	48	-	-	-	-	-	6	20		X			
VL59B		31	50.1	-	-	-	-	-	2	10		X			
VL61		32	92.1	29	-	-	-	-	6.5	10	X	X	X	X	
VL62		33	146.6	40	-	-	-	-	6.5	10	X	X	X	X	

BR = BRUT - BRUT - ROH - BRUT










AN = ANODISATIE - ANODISE - ELOXIERT - ANODISED

KL = STANDAARDKLEUREN - COULEUR STANDARD - BASIS FARBEN - BASIC COLORS















GS = GEMOFFELD SPECIAAL - LAQUE SPECIAL - SPECIALFARBE - SPECIAL COLOR

M1 = BICOLOR - BICOLOR - BICOLOR - BICOLOR

A = BUITEN - EXTERIEUR - AUSSEN - OUTSIDE
B = BINNEN - INTERIEUR - INNEN - INSIDE

NUMMER NUMERO NUMBER	AFBEELDING IMAGE BILD PICTURE	BLAD PAGE SEITE PAGE	OMTREK PERIM. UMRIB. PERIM. mm	MECH. MEC. MECH. MEC. mm	Ix (cm4)		Iy (cm4)		LENGTE LONG. LANGE LENGTH	VERP. PER EMB. PAR PACK PR.	BR	AN	KL	GS	M1
					Wx (cm3)	Wy (cm3)	Wx (cm3)	Wy (cm3)							
VL63		33	152.7	44	-	-	-	-	6.5	10	X	X	X	X	
VL64		34	169.2	50	-	-	-	-	6.5	6	X	X	X	X	
VL65		34	195.8	59	-	-	-	-	6.5	6	X	X	X	X	
VL66		33	140.1	40	-	-	-	-	6.5	10	X	X	X	X	
VL68		42	83.4	44	-	-	-	-	6.5	6	X	X	X	X	
VL69		42	67.9	36	-	-	-	-	6	10	X	X	X	X	
VL72		35	101	29	-	-	-	-	6.5	10	X	X	X	X	
VL73		35	144.6	25.1	-	-	-	-	6.5	10	X	X	X	X	
VL74		42	138.8	22	-	-	-	-	6.5	6	X	X	X	X	

BR = BRUT - BRUT - ROH - BRUT
AN = ANODISATIE - ANODISE - ELOXIERT - ANODISED
KL = STANDAARDKLEUREN - COULEUR STANDARD - BASIS FARBEN - BASIC COLORS
GS = GEMOFFELD SPECIAAL - LAQUE SPECIAL - SPECIALFARBE - SPECIAL COLOR
M1 = BICOLOR - BICOLOR - BICOLOR - BICOLOR

NUMMER NUMERO NUMBER	AFBEELDING IMAGE BILD PICTURE	BLAD PAGE SEITE PAGE	OMTREK PERIM. UMRIB PERIM. mm	MECH. MEC. MEC. MEC. mm	Ix (cm4)		LENGTE LONG. LANGE LENGTH	VERP. PER EMB. PAR PACK PR.	BR	AN	KL	GS	M1
					Wx (cm3)	Wy (cm3)							
VL75		42	54.6	-	-	-	6.5	10	X	X			
VL77		37	190.9	-	-	-	6.5	-	X				
VL78		37	206.6	-	-	-	6.5	-	X				
VL90		35	221.2	40	-	-	6.5	6	X	X	X	X	
VL150	 	43	282.7	163	35.14 8.73	8.86 5.47	6.5	2	X	X	X	X	
VL151	 	30	277.6	66	11.20 4.28	3.26 1.07	4.7 6.5	2	X	X	X	X	X
VL152	 	30	313.4	46.5	9.28 3.46	3.44 1.23	4.7 6.5	2	X	X	X	X	X
VL153	 	30	301.6	105	10.66 3.87	6.54 1.73	4.7 6.5	2	X	X	X	X	X
VL154	 	30	333.8	145	7.93 2.68	6.04 1.81	4.7 6.5	2	X	X	X	X	X




BR = BRUT - BRUT - ROH - BRUT
AN = ANODISATIE - ANODISE - ELOXIERT - ANODISED
KL = STANDAARDKLEUREN - COULEUR STANDARD - BASIS FARBEN - BASIC COLORS
GS = GEMOFFELD SPECIAAL - LAQUE SPECIAL - SPECIALFARBE - SPECIAL COLOR
M1 = BICOLOR - BICOLOR - BICOLOR - BICOLOR

A = BUITEN - EXTERIEUR - AUSSEN - OUTSIDE
B = BINNEN - INTERIEUR - INNEN - INSIDE

PROFIELEN - PROFILS - PROFILE - PROFILES

NUMMER NUMERO NUMBER	AFBEELDING IMAGE BILD PICTURE	BLAD PAGE SEITE PAGE	OMTREK PERIM. UMRIB PERIM. mm	MECH. MEC. MECH. MEC. mm	Ix (cm4)		Iy (cm4)		LENGTE LONG. LANGE LENGTH	VERP. PER EMB. PAR PACK PR. PACK PR.	BR	AN	KL	GS	M1
					Wx (cm3)	Wy (cm3)	Wx (cm3)	Wy (cm3)							
VL159		31	52.9	-	-	-	-	6	-			X			
VL161		32	123.8	31	-	-	-	6.5	6	X	X	X	X		
VL162		33	162	39	-	-	-	6.5	10	X	X	X	X		
VL163		33	158.9	37	-	-	-	6.5	10	X	X	X	X		
VL164		34	174	45	-	-	-	6.5	6	X	X	X	X		
VL166		33	155.2	36	-	-	-	6.5	10	X	X	X	X		
VL610		32	109.4	30	-	-	-	6.5	10	X	X	X	X		
VL611		32	117.4	34	-	-	-	6.5	10	X	X	X	X		
VL612		32	121.3	36	-	-	-	6.5	10	X	X	X	X		

BR = BRUT - BRUT - ROH - BRUT
AN = ANODISATIE - ANODISE - ELOXIERT - ANODISED
KL = STANDAARDKLEUREN - COULEUR STANDARD - BASIS FARBEN - BASIC COLORS
GS = GEMOFFELD SPECIAAL - LAQUE SPECIAL - SPECIALFARBE - SPECIAL COLOR
M1 = BICOLOR - BICOLOR - BICOLOR - BICOLOR

NUMMER NUMERO NUMMER NUMBER	AFBEELDING IMAGE BILD PICTURE	BLAD PAGE SEITE PAGE	OMTREK PERIM. UMRIB PERIM. mm	MECH. MEC. MECH. MEC. mm	lx (cm4)		LENGTE LONG. LANGE LENGTH	VERP. PER EMB. PAR PACK PR.	BR	AN	KL	GS	M1
					Wx (cm3)	Wy (cm3)							
VL630		33	160	48	-	-	6.5	6	X	X	X	X	
VL640		34	187.8	52	-	-	6.5	6	X	X	X	X	
VR023 A		43	89.2	-	-	-	7	-	X				

BR = BRUT - BRUT - ROH - BRUT

AN = ANODISATIE - ANODISE - ELOXIERT - ANODISED

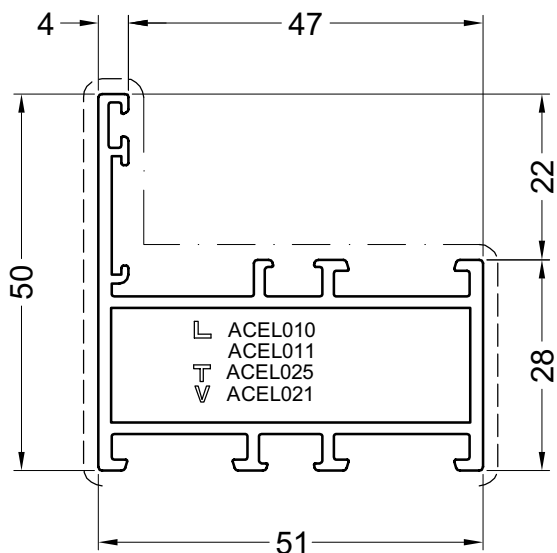
KL = STANDAARDKLEUREN - COULEUR STANDARD - BASIS FARBEN - BASIC COLORS

GS = GEMOFFELD SPECIAAL - LAQUE SPECIAL - SPECIALFARBE - SPECIAL COLOR

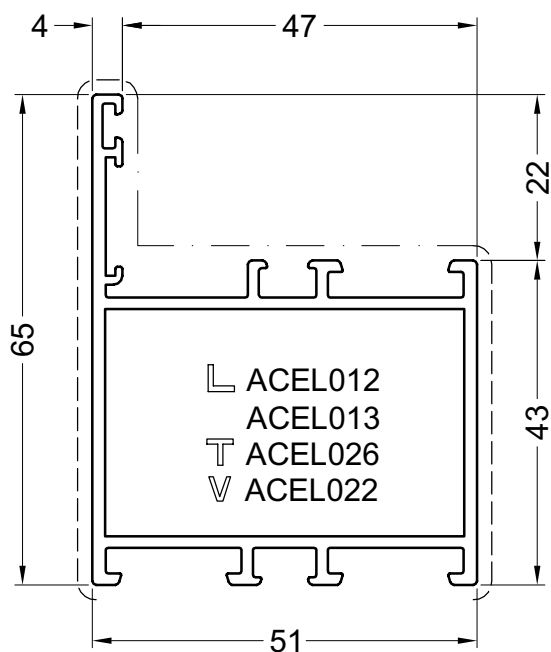
M1 = BICOLOR - BICOLOR - BICOLOR - BICOLOR

A = BUITEN - EXTERIEUR - AUSSEN - OUTSIDE
B = BINNEN - INTERIEUR - INNEN - INSIDE

EL010



EL011



blad1

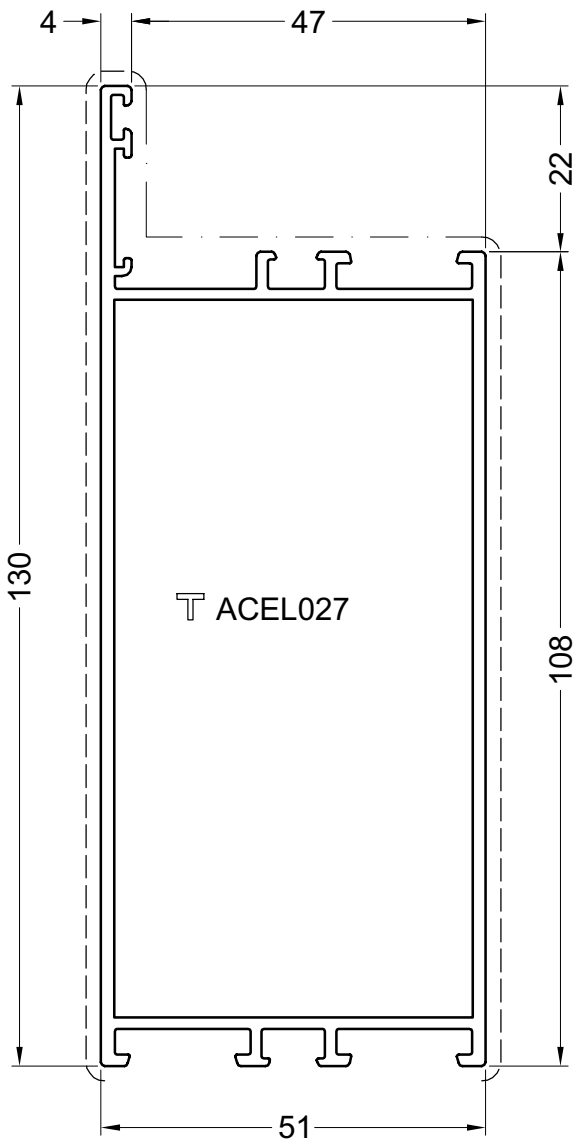
Primaire zichtbare zijde
Face visible primaire
Primär sichtbare Seite
Primary visible side

Secundaire zichtbare zijde
Face visible secondaire
Secondär sichtbare Seite
Secondary visible side

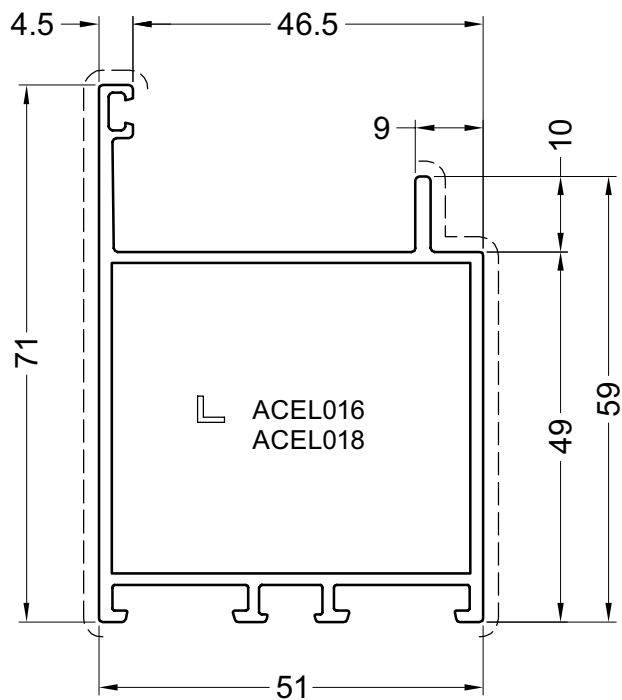
BUITENKADERS
PROFILS D'ENCADREMENT
KADERPROFILE
OUTER FRAMES

PROFIELEN - PROFILS - PROFILE - PROFILES

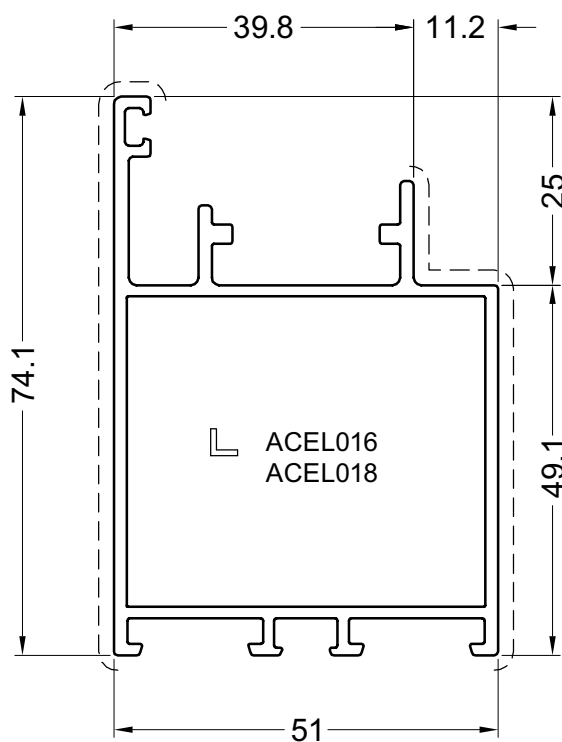
EL013



EL014



EL214



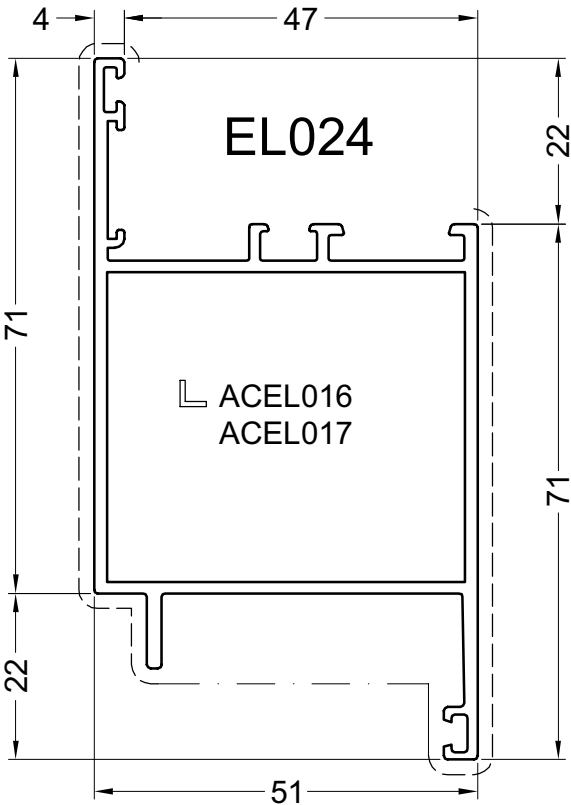
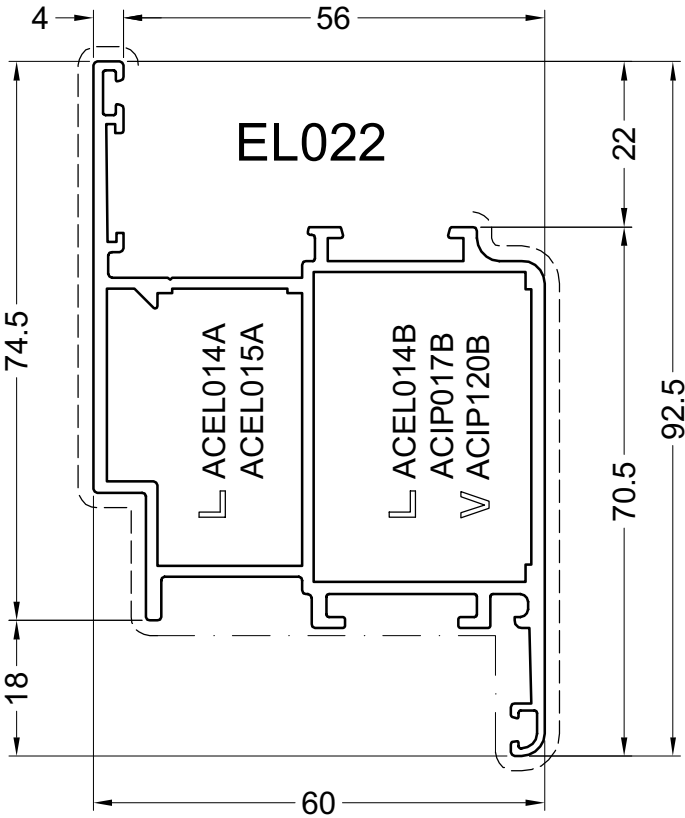
blad2a

Primaire zichtbare zijde
Face visible primaire
Primär sichtbare Seite
Primary visible side

Secundaire zichtbare zijde
Face visible secondaire
Secondär sichtbare Seite
Secondary visible side

VLEUGELPROFIELEN
OUVRANTS
FLUGELPROFILE
VENT PROFILES

PROFIELEN - PROFILS - PROFILE - PROFILES

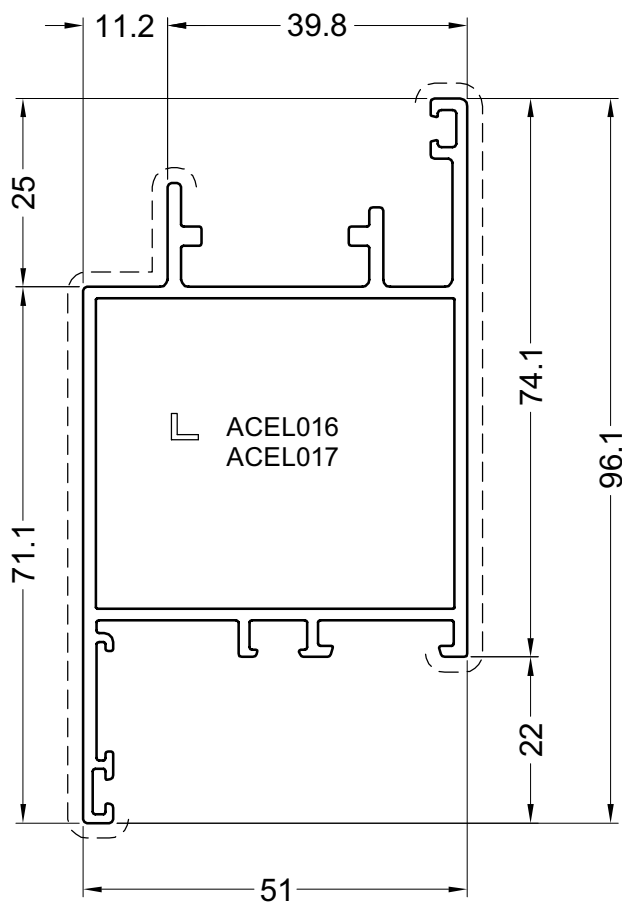


blad4

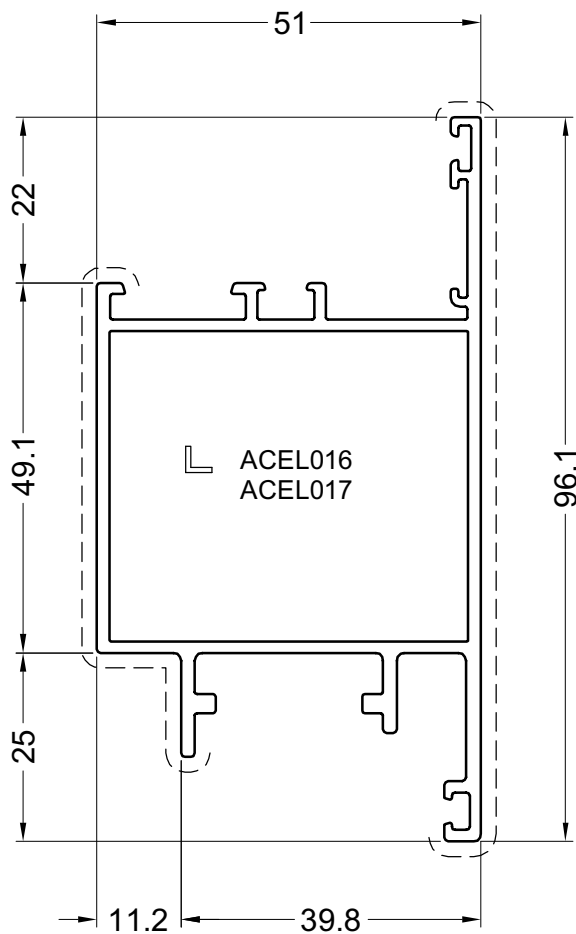
Primaire zichtbare zijde
Face visible primaire
Primär sichtbare Seite
Primary visible side

Secundaire zichtbare zijde
Face visible secondaire
Secondär sichtbare Seite
Secondary visible side

EL224



EL225



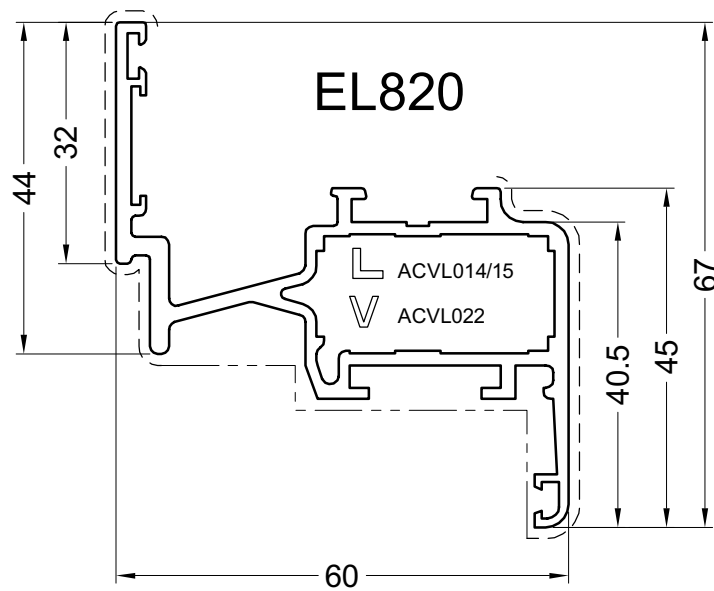
blad4a

Primaire zichtbare zijde
Face visible primaire
Primär sichtbare Seite
Primary visible side

Secundaire zichtbare zijde
Face visible secondaire
Secondär sichtbare Seite
Secondary visible side

VLEUGELPROFIELEN EL LIGHT
OUVRANTS EL LIGHT
FLUGELPROFILE EL LIGHT
VENT PROFILES EL LIGHT

PROFIELEN - PROFILS- PROFILE - PROFILES

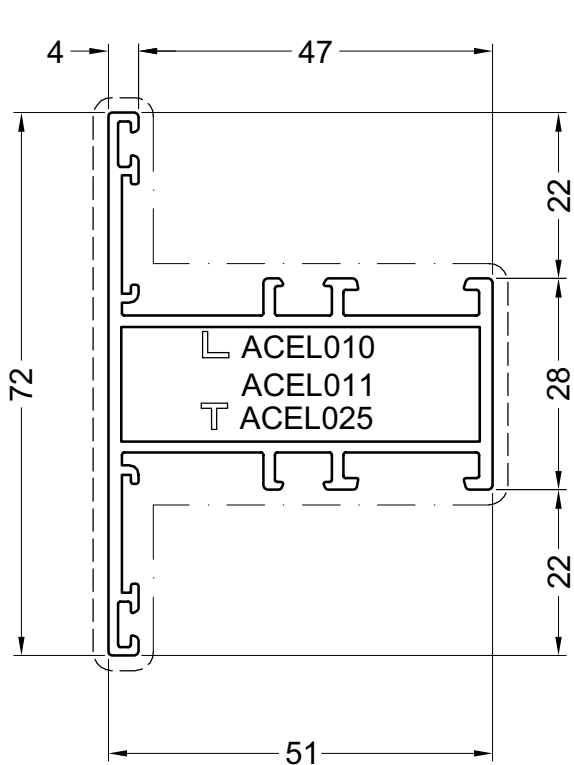


blad4b

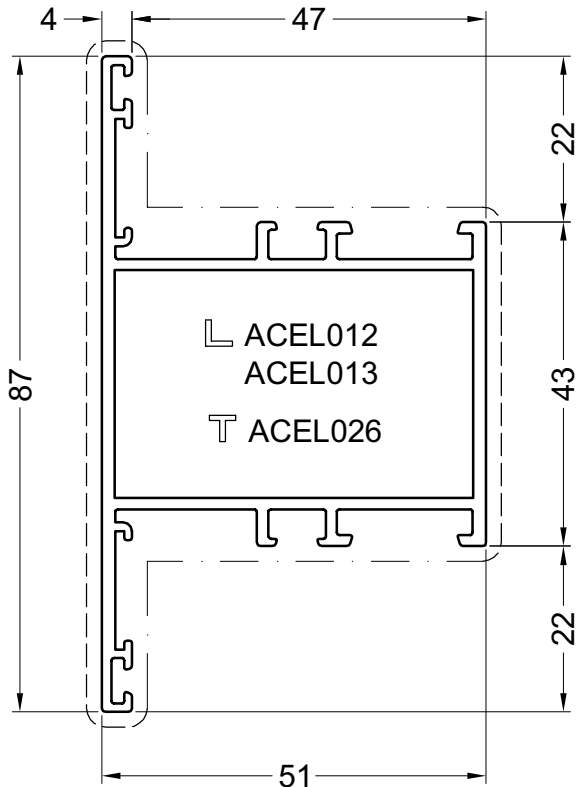
TUSSENREGELS
TRAVERS
SPROSSENPROFIE
TRANSOMS

PROFIELEN - PROFILS- PROFILE - PROFILES

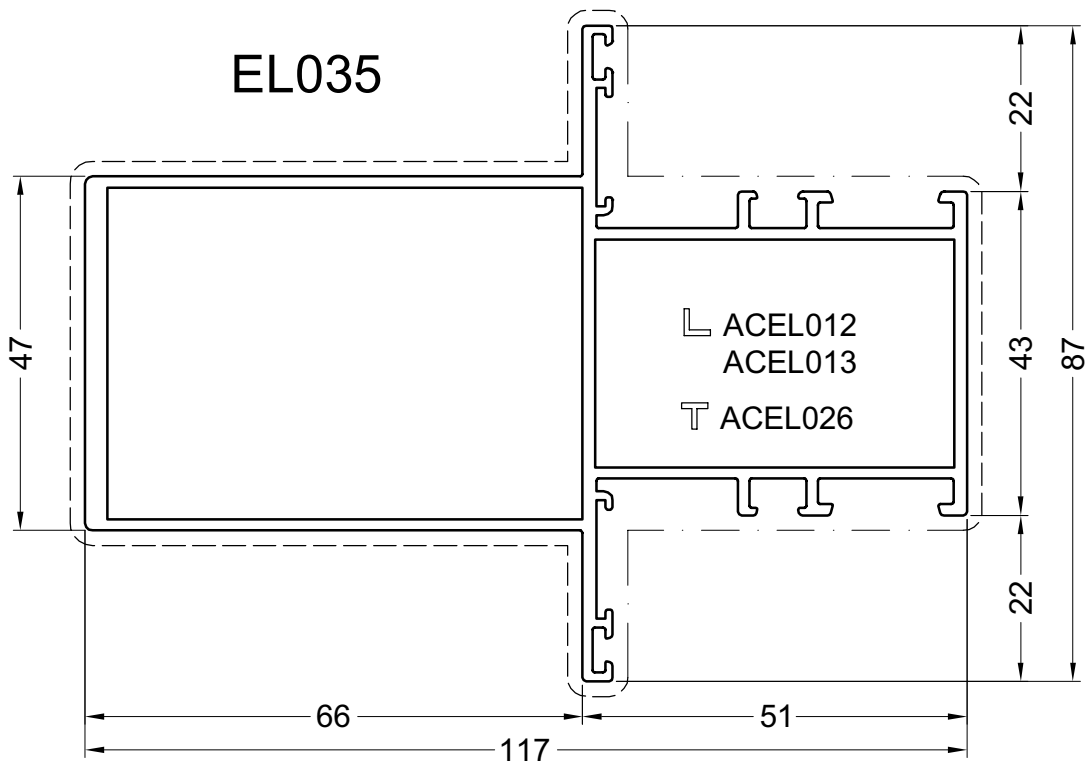
EL030



EL031



EL035



blad6

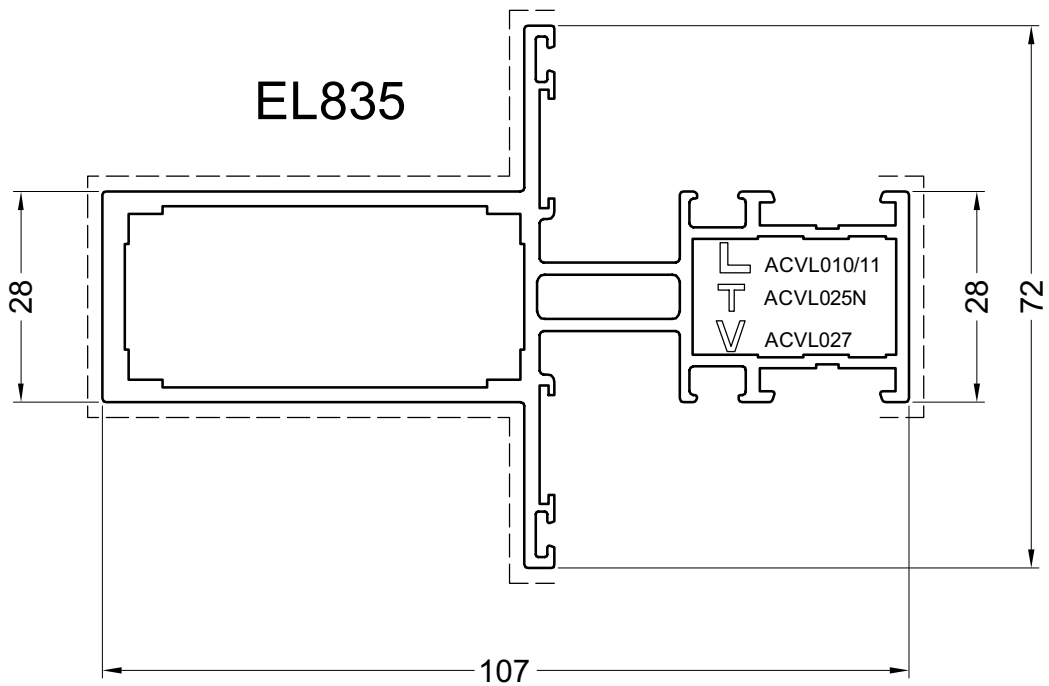
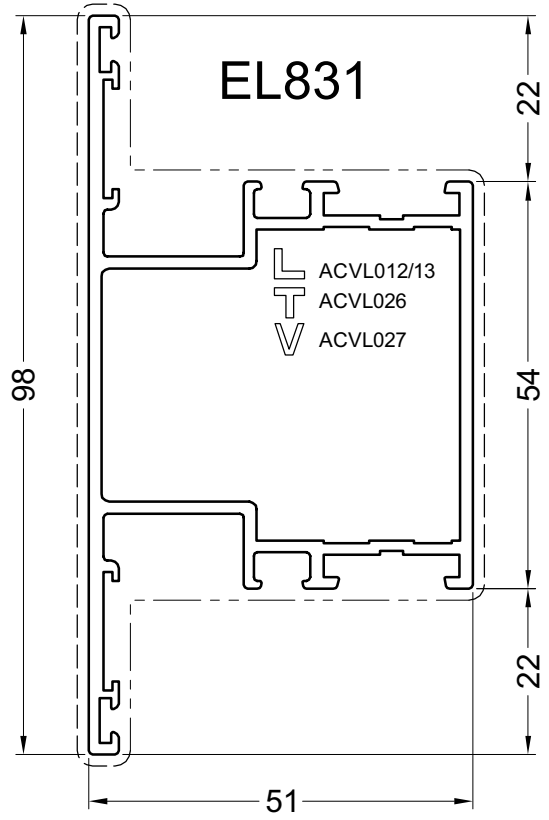
Primaire zichtbare zijde
Face visible primaire
Primär sichtbare Seite
Primary visible side

Secundaire zichtbare zijde
Face visible secondaire
Secondär sichtbare Seite
Secondary visible side

27/6/07

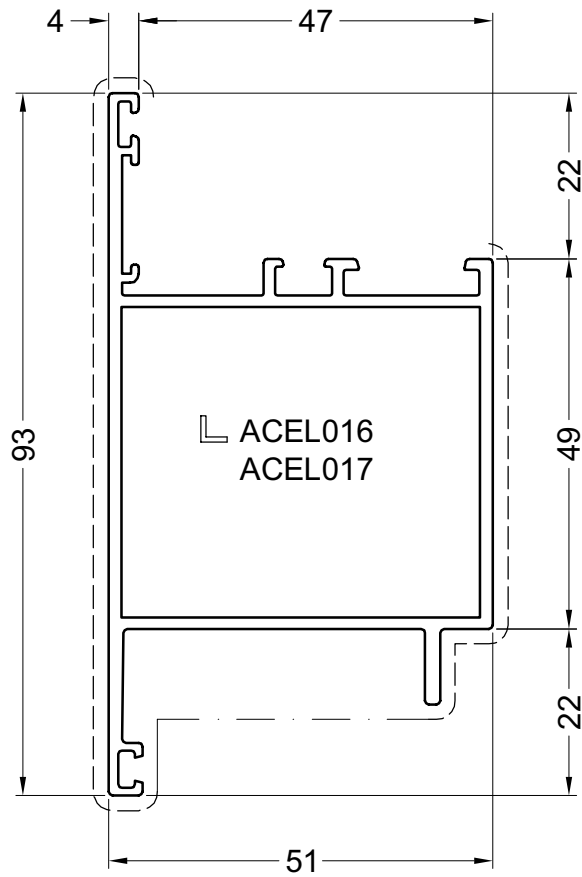
TUSSENREGELS EL LIGHT
TRAVERS EL LIGHT
SPROSSENPROFILE EL LIGHT
TRANSOMS EL LIGHT

PROFIELEN - PROFILS - PROFILE - PROFILES



blad6b

EL025



blad5

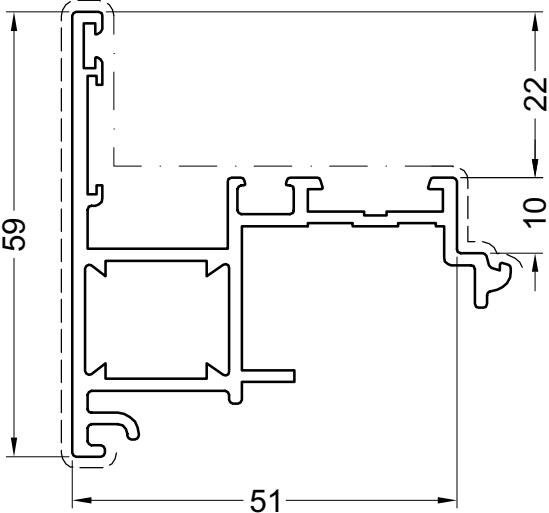
Primaire zichtbare zijde
Face visible primaire
Primär sichtbare Seite
Primary visible side

Secundaire zichtbare zijde
Face visible secondaire
Secondär sichtbare Seite
Secondary visible side

STOLPPROFIELEN EL LIGHT
MAUCLAIRS EL LIGHT
STULP PROFILE EL LIGHT
DOUBLE CASEMENT PROFILES EL LIGHT

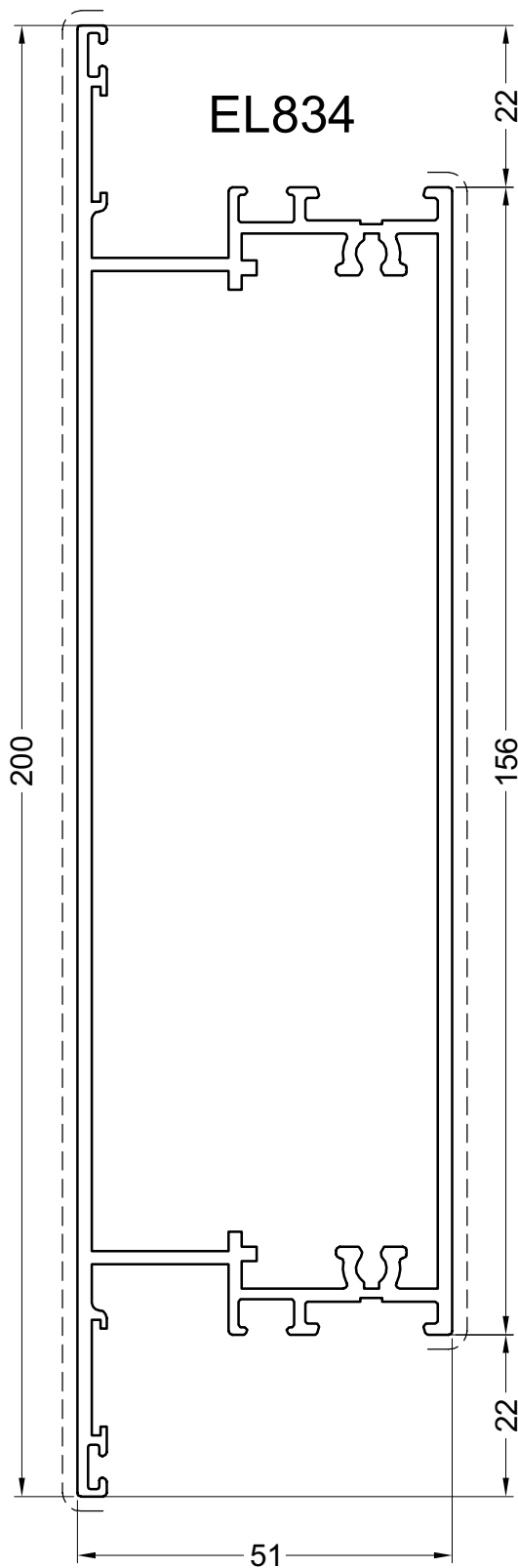
PROFIELEN - PROFILS- PROFILE - PROFILES

EL840



PLINTPROFIEL EL LIGHT
PROFIL DE PLINTHE EL LIGHT
SOCKELPROFIL EL LIGHT
TRANSOM EL LIGHT

PROFIELEN - PROFILS- PROFILE - PROFILES



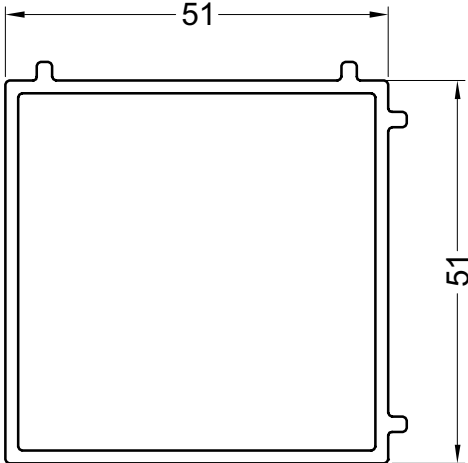
pag_a26

Primaire zichtbare zijde
Face visible primaire
Primär sichtbare Seite
Primary visible side

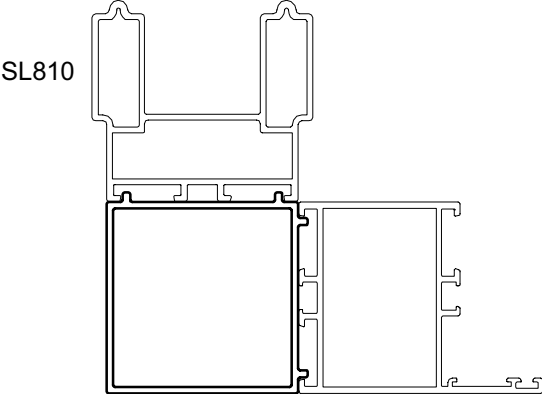
Secundaire zichtbare zijde
Face visible secondaire
Secondär sichtbare Seite
Secondary visible side

HOEKPROFIELEN
POTEAUX D'ANGLE
ECKPROFILE
CORNER PROFILES

PROFIELEN - PROFILS- PROFILE - PROFILES

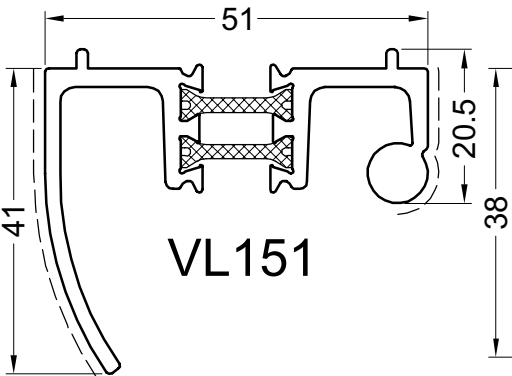


EL050

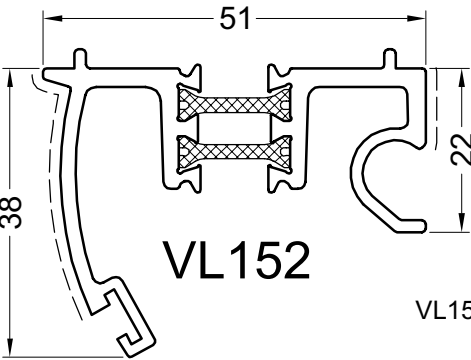


EL050

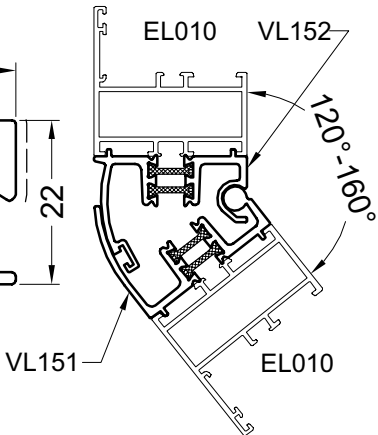
EL011



VL151



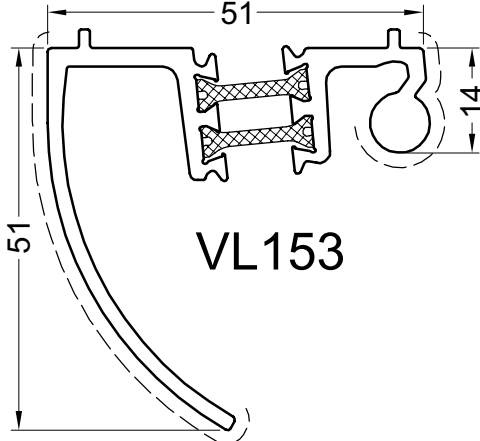
VL152



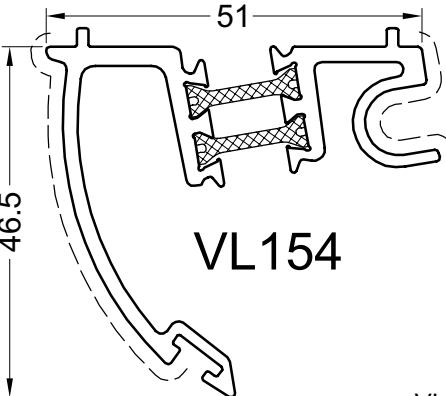
VL151

EL010

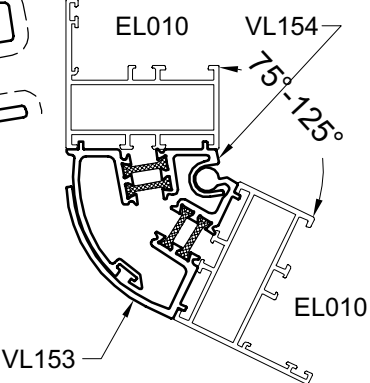
EL010



VL153



VL154



VL153

EL010

EL010

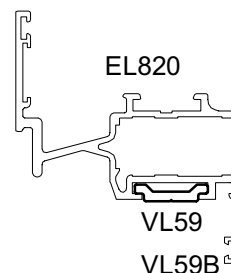
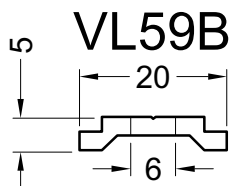
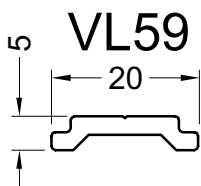
pag_a18

Primaire zichtbare zijde
Face visible primaire
Primär sichtbare Seite
Primary visible side

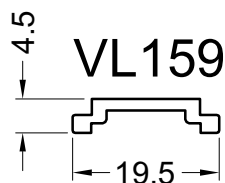
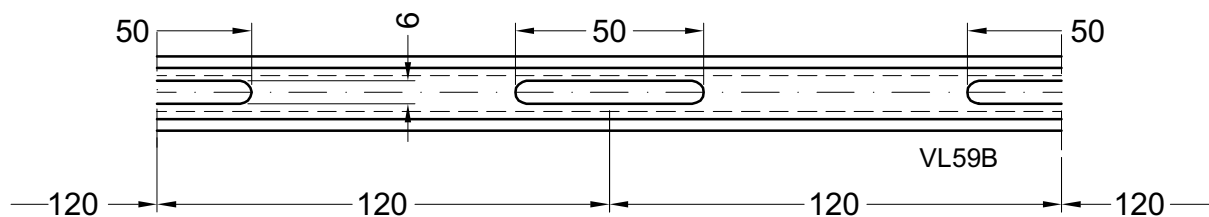
Secundaire zichtbare zijde
Face visible secondaire
Secondär sichtbare Seite
Secondary visible side

SLUITLATTEN
TRINGLES
SCHUBSTANGE
LINKBARS

PROFIELEN - PROFILS- PROFILE - PROFILES



VL59B Voorzien van sleuven 6 x 50mm om de 120mm
 VL59B Avec Lumieres 6 x 50mm H.H. tous les 120mm
 VL59B Mit Langlocher 6 x 50mm alle 120mm
 VL59B With Slots 6 x 50mm every 120mm



pag_a14

Primaire zichtbare zijde
Face visible primaire
Primär sichtbare Seite
Primary visible side

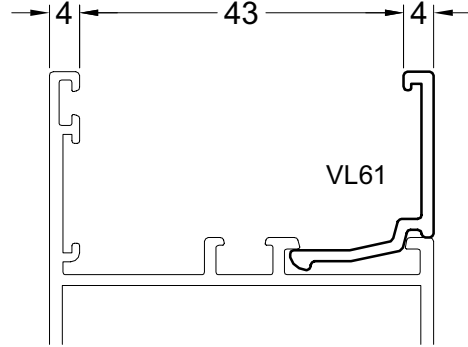
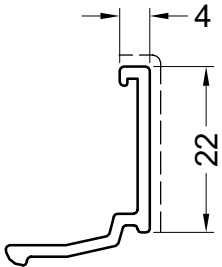
Secundaire zichtbare zijde
Face visible secondaire
Secondär sichtbare Seite
Secondary visible side

27/6/07

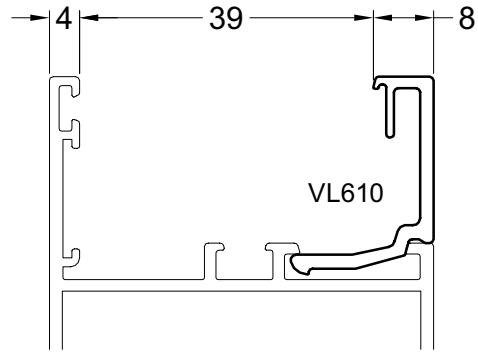
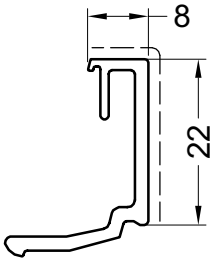
GLASLATTEN
LATTES A VITRAGE
GLASLEISTE
GLAZING BEADS

PROFIELEN - PROFILS - PROFILE - PROFILES

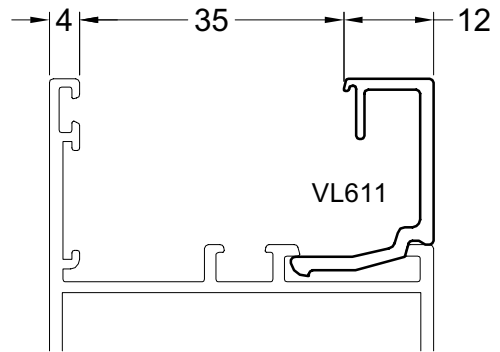
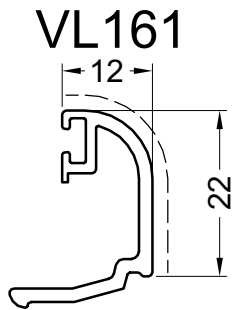
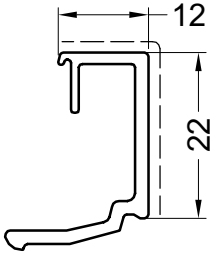
VL61



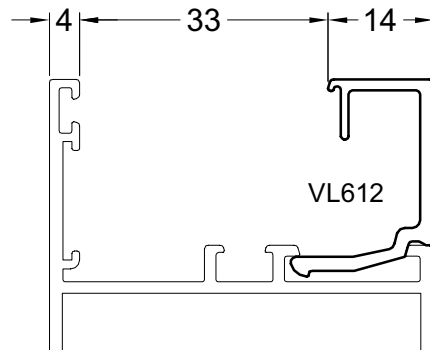
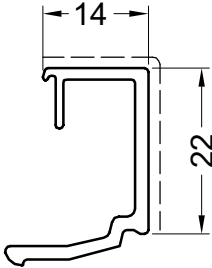
VL610



VL611



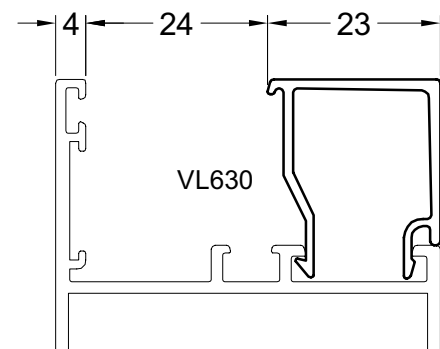
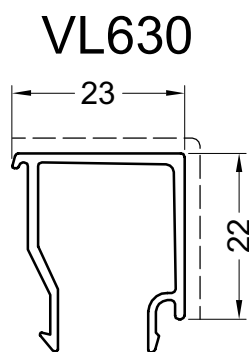
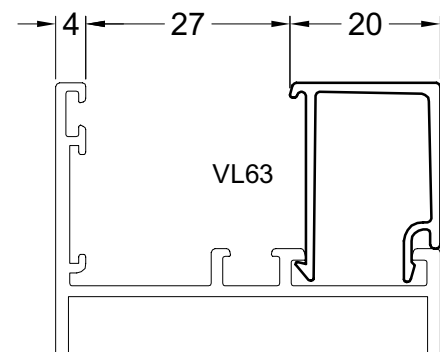
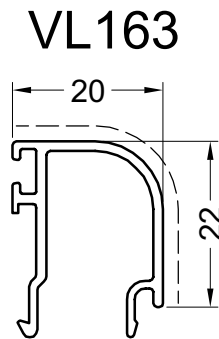
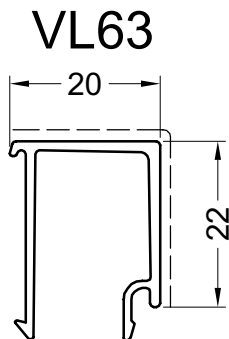
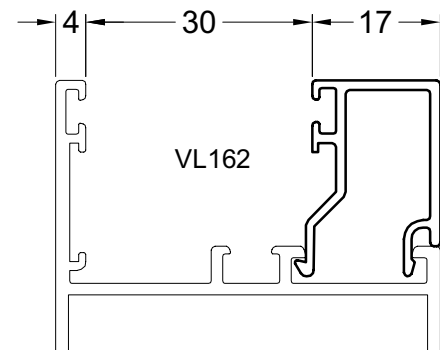
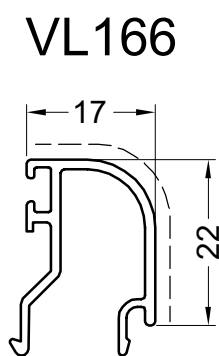
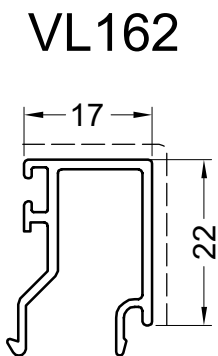
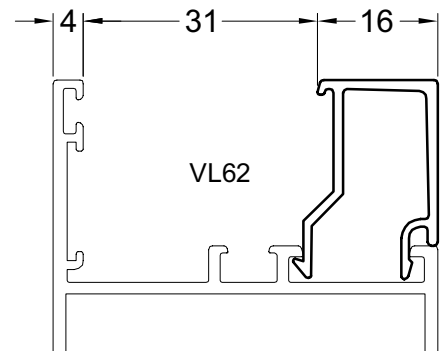
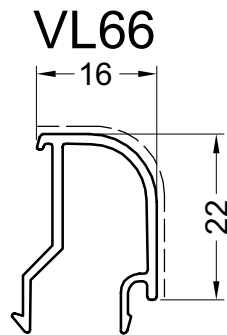
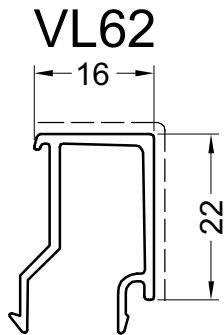
VL612



pag_a15

GLASLATTEN
LATTES A VITRAGE
GLASLEISTE
GLAZING BEADS

PROFIELEN - PROFILS- PROFILE - PROFILES



pag_a16

Primaire zichtbare zijde
Face visible primaire
Primär sichtbare Seite
Primary visible side

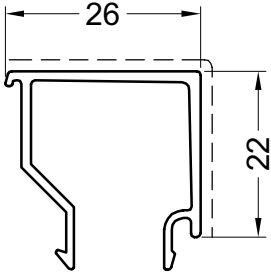
Secundaire zichtbare zijde
Face visible secondaire
Secondär sichtbare Seite
Secondary visible side

27/6/07

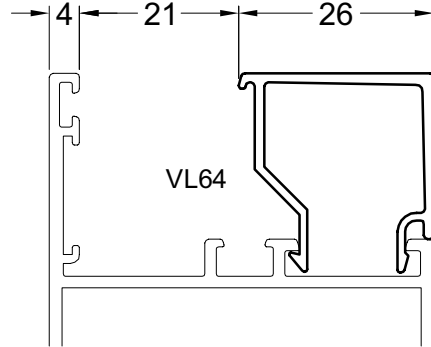
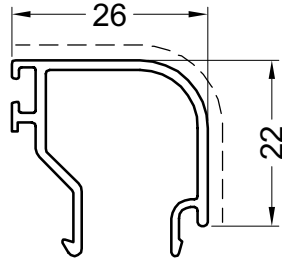
GLASLATTEN
LATTES A VITRAGE
GLASLEISTE
GLAZING BEADS

PROFIELEN - PROFILS - PROFILE - PROFILES

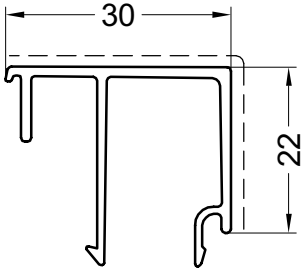
VL64



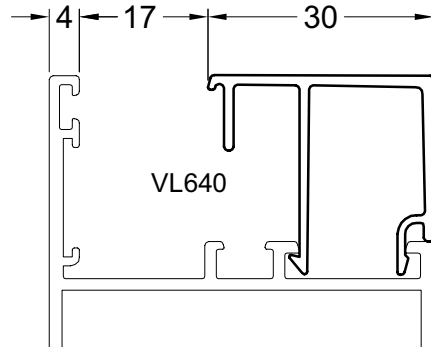
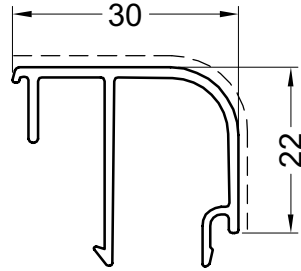
VL164



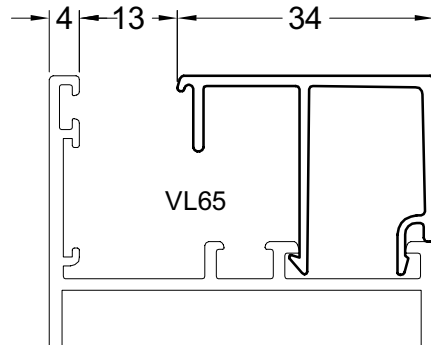
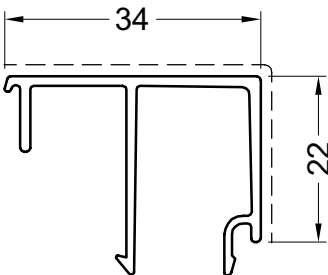
VL640



IP066



VL65

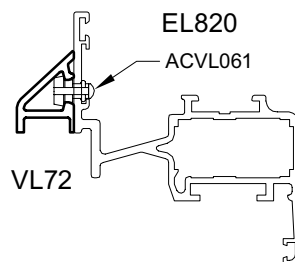
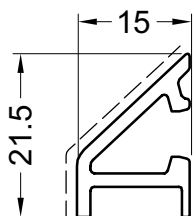


pag_a17

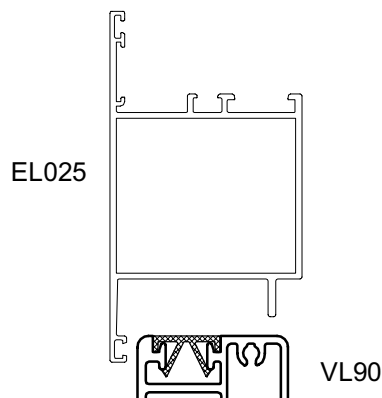
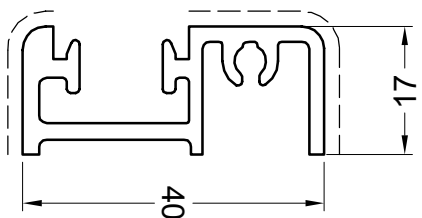
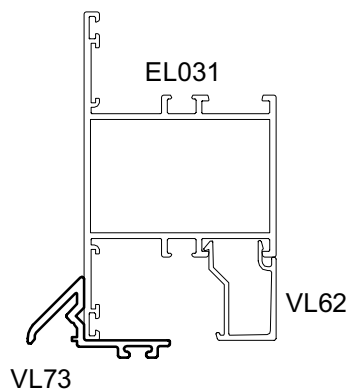
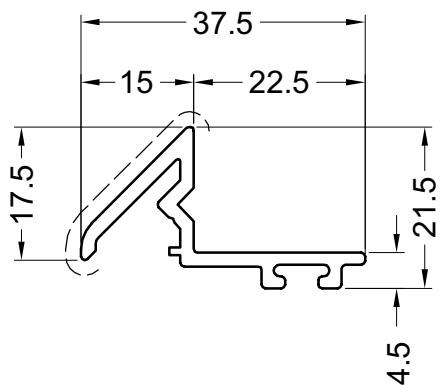
DORPELPROFIELEN
SEUILS
SOLLPROFIELE
SILL MEMBERS

PROFIELEN - PROFILS- PROFILE - PROFILES

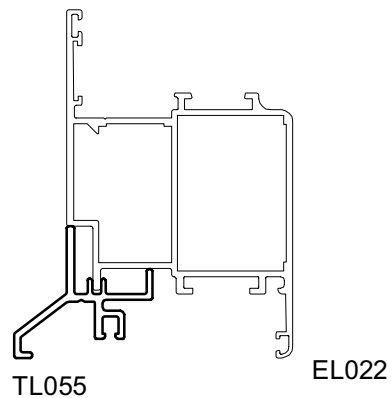
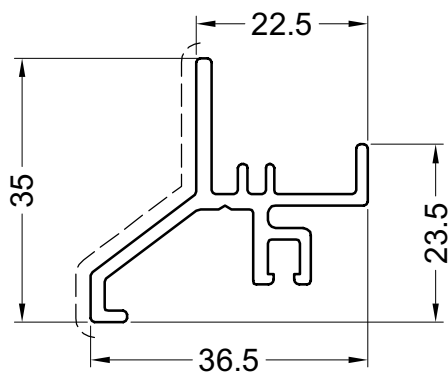
VL72



VL73



VL90



TL055

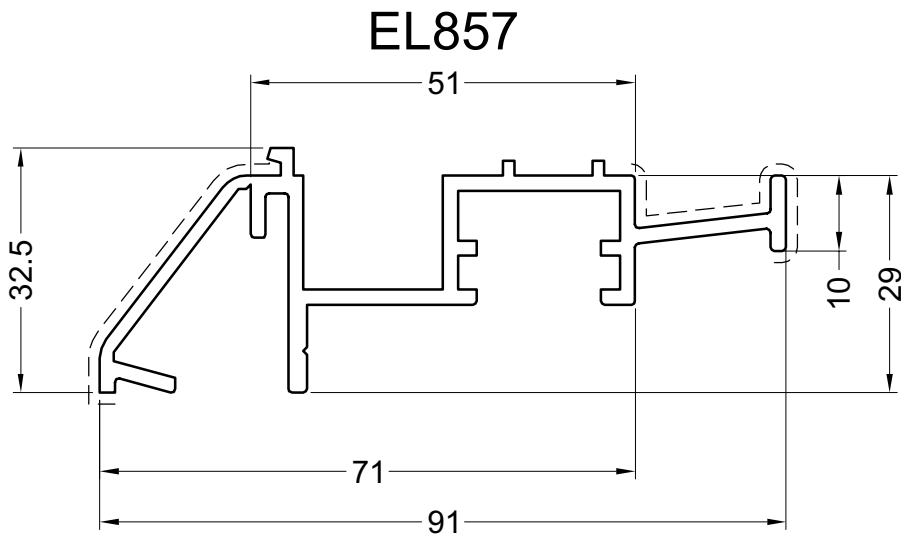
pag_a22b

Primaire zichtbare zijde
Face visible primaire
Primär sichtbare Seite
Primary visible side

Secundaire zichtbare zijde
Face visible secondaire
Secondär sichtbare Seite
Secondary visible side

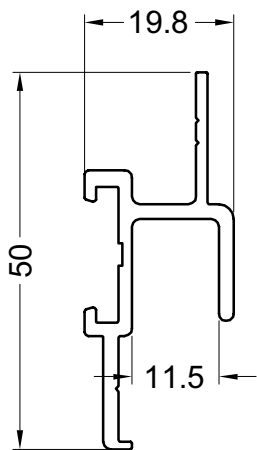
DORPELPROFIELEN EL LIGHT
SEUILS EL LIGHT
SOLLPROFILE EL LIGHT
SILL MEMBERS EL LIGHT

PROFIELEN - PROFILS- PROFILE - PROFILES

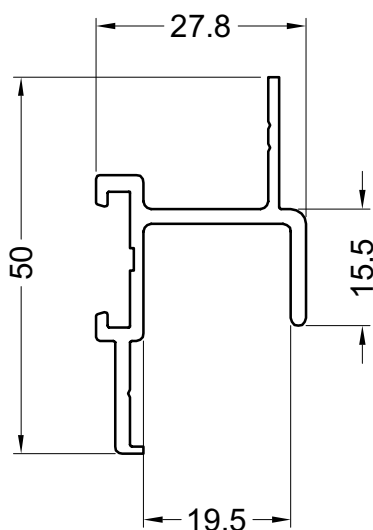
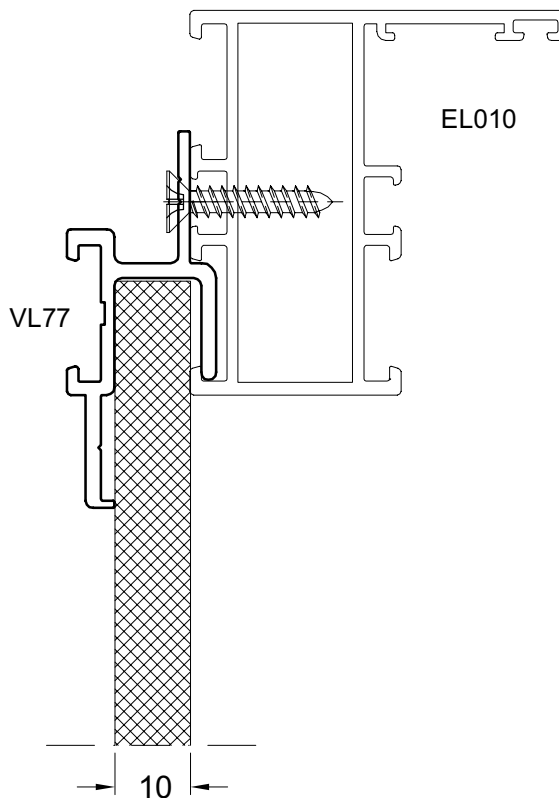


AANSLUITPROFIELEN
PROFILS POUR CHAMBRANLES
ANSCHLIESPROFILE
CASING PROFILES

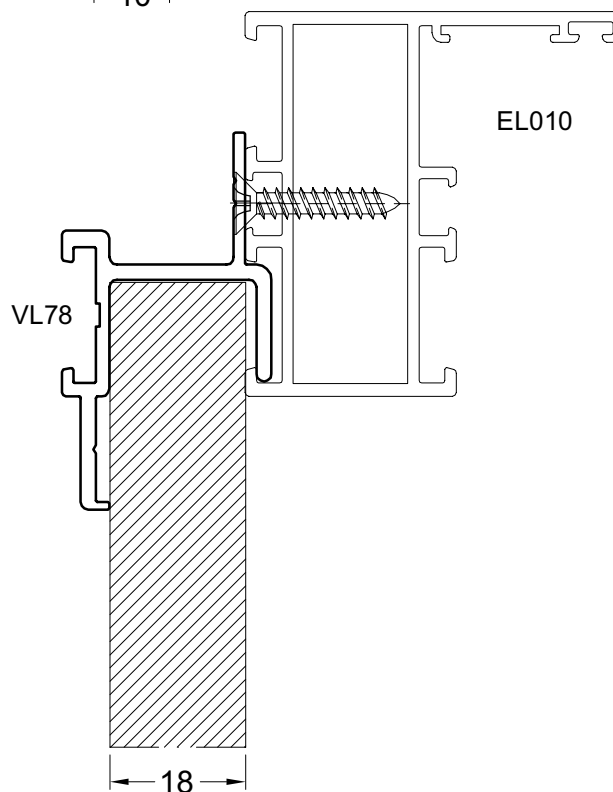
PROFIELEN - PROFILS- PROFILE - PROFILES



VL77



VL78



pag_a29

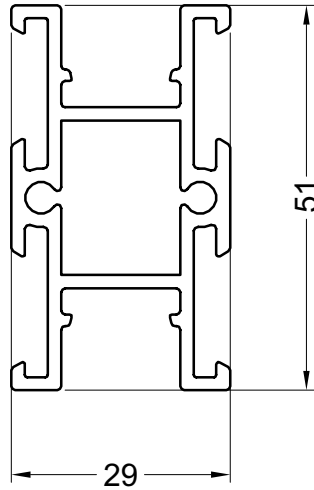
Primaire zichtbare zijde
Face visible primaire
Primär sichtbare Seite
Primary visible side

Secundaire zichtbare zijde
Face visible secondaire
Secondär sichtbare Seite
Secondary visible side

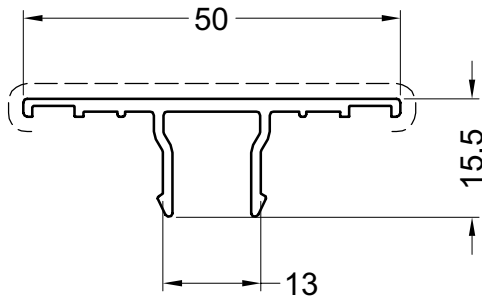
BINNENWAND PROFIELEN
PAREMENT INTERIEUR PROFILS
INNERWAND PROFILE
INNERWALL PROFILES

PROFIELEN - PROFILS - PROFILE - PROFILES

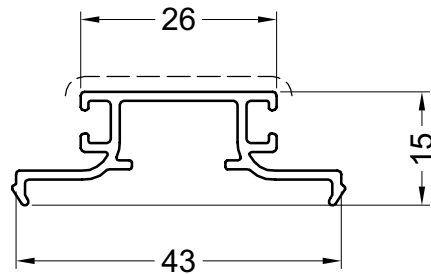
EL500



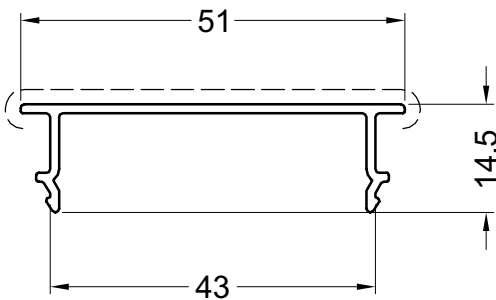
EL501



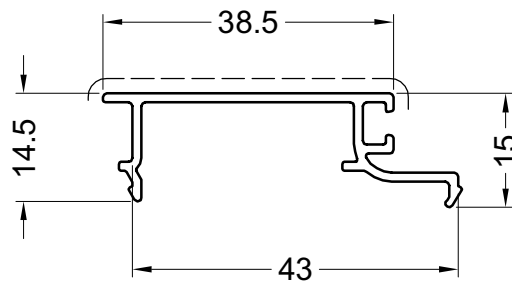
EL502



EL503



EL504

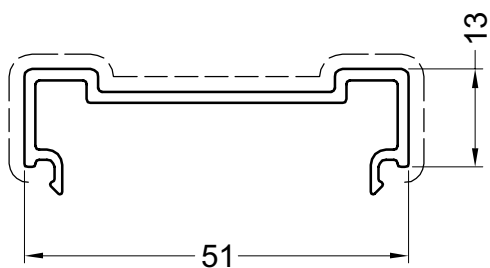


blad11

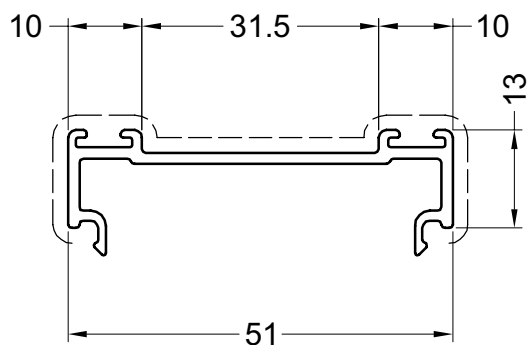
KLIPSPROFIELEN
PROFILE DE CLIPAGE
KLIPS PROFIL
CLIPPING PROFILE

PROFIELEN - PROFILS- PROFILE - PROFILES

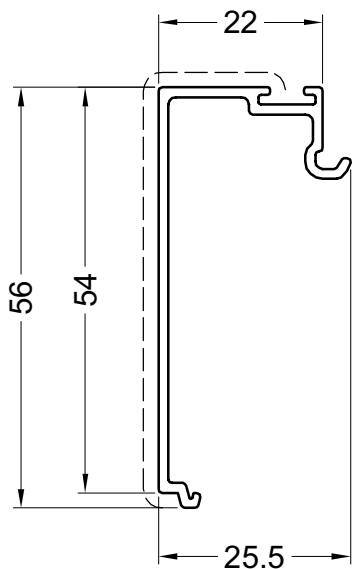
EL081



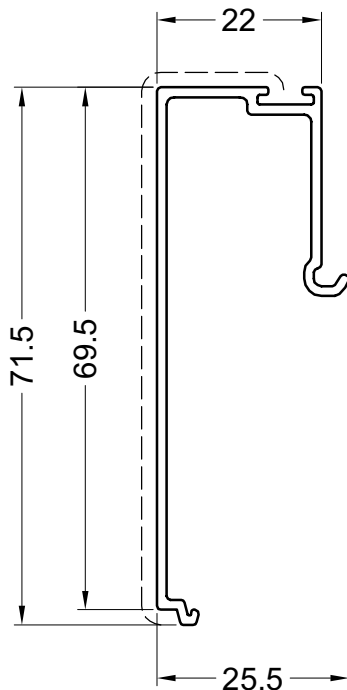
EL082



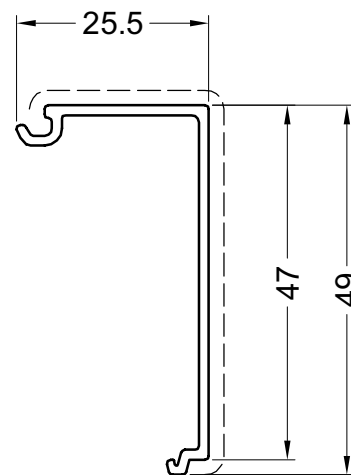
EL083



EL084



EL085



blad9

Primaire zichtbare zijde
Face visible primaire
Primär sichtbare Seite
Primary visible side

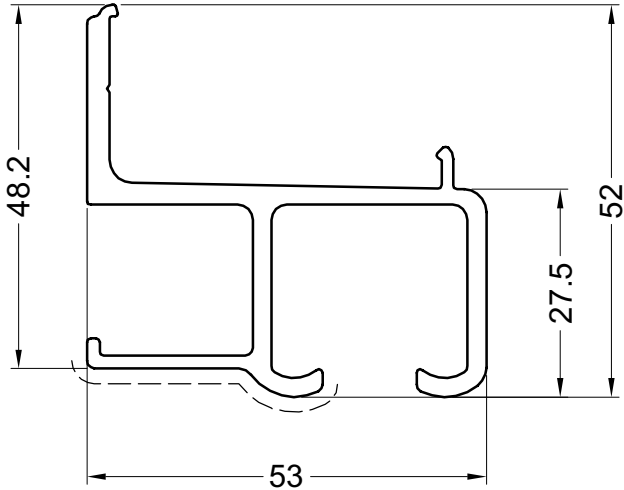
Secundaire zichtbare zijde
Face visible secondaire
Secondär sichtbare Seite
Secondary visible side

27/6/07

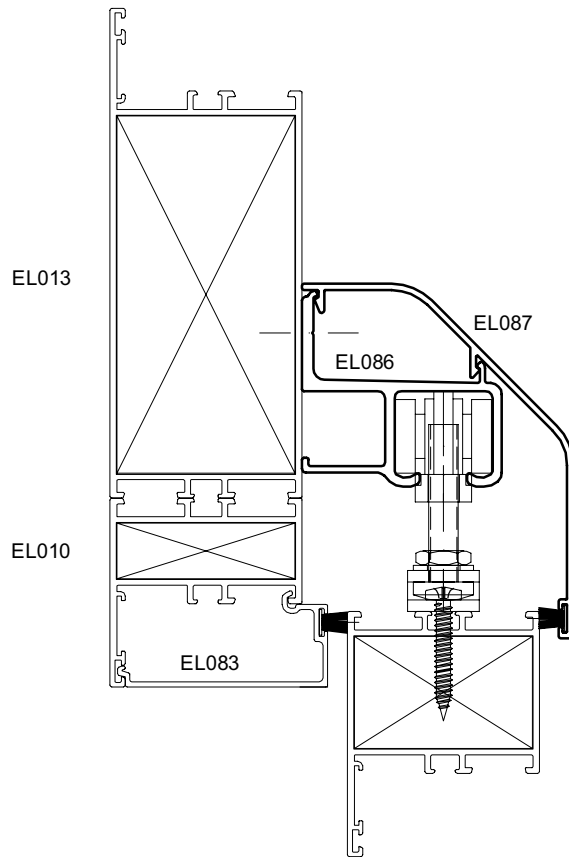
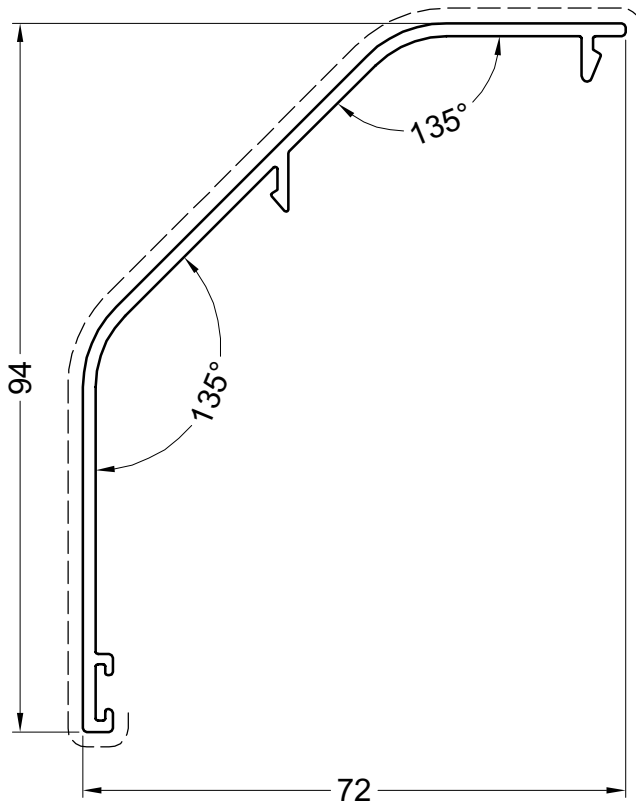
DIVERSE PROFIELEN
PROFILS DIVERS
DIVERS PROFILE
VARIED PROFILES

PROFIELEN - PROFILS - PROFILE - PROFILES

EL086



EL087



blad10

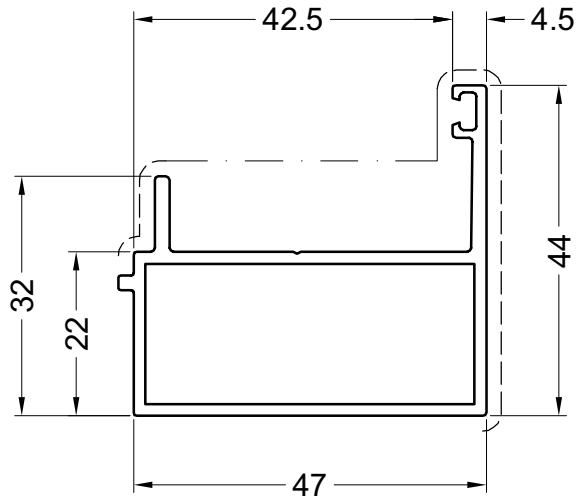
Primaire zichtbare zijde
Face visible primaire
Primär sichtbare Seite
Primary visible side

Secundaire zichtbare zijde
Face visible secondaire
Secondär sichtbare Seite
Secondary visible side

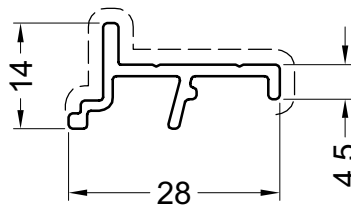
DIVERSE PROFIELEN
PROFILS DIVERS
DIVERS PROFILE
VARIED PROFILES

PROFIELEN - PROFILS- PROFILE - PROFILES

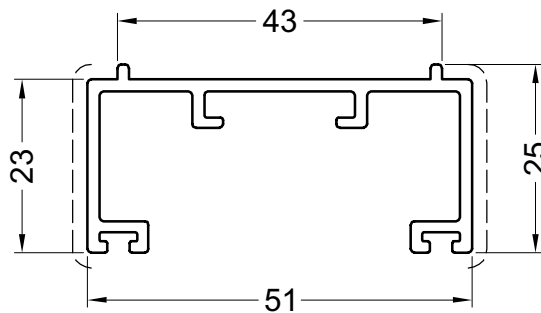
EL045



EL056



EL090



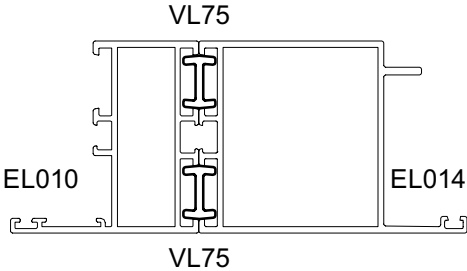
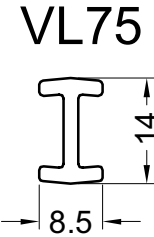
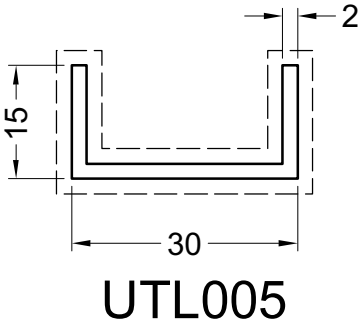
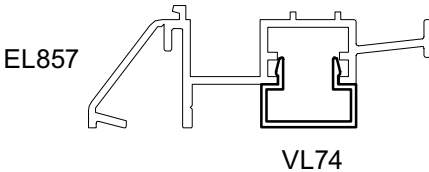
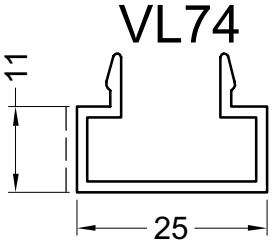
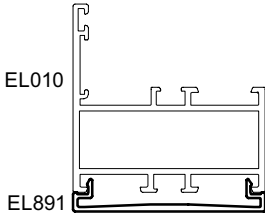
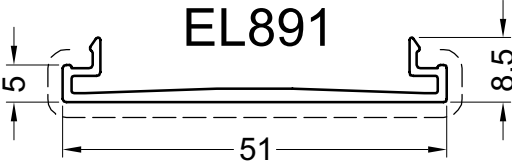
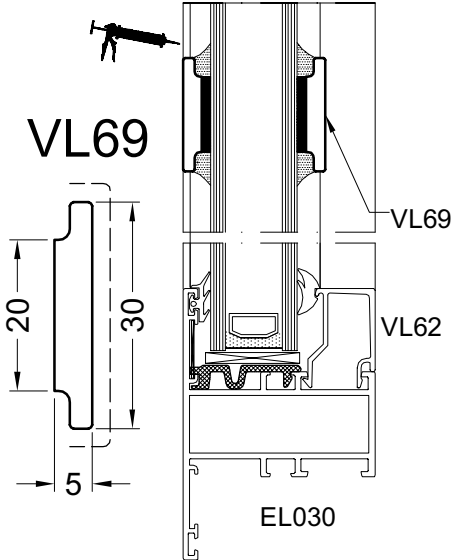
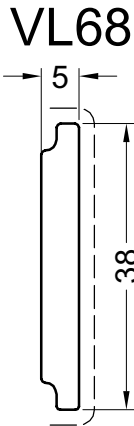
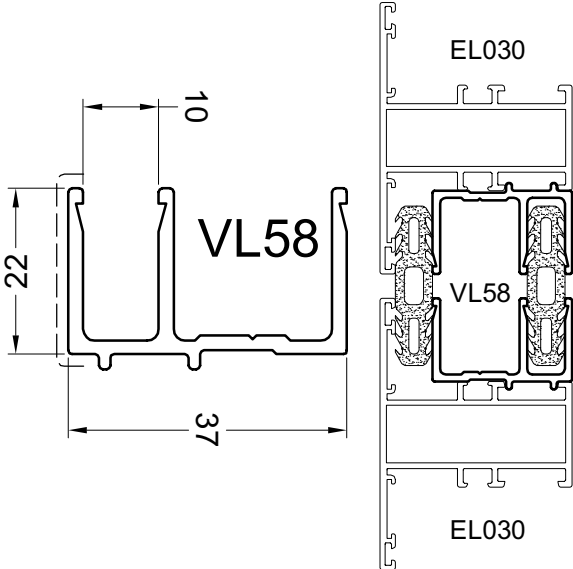
blad8

Primaire zichtbare zijde
Face visible primaire
Primär sichtbare Seite
Primary visible side

Secundaire zichtbare zijde
Face visible secondaire
Secondär sichtbare Seite
Secondary visible side

DIVERSE PROFIELEN
PROFILS DIVERS
DIVERS PROFILE
VARIED PROFILES

PROFIELEN - PROFILS - PROFILE - PROFILES



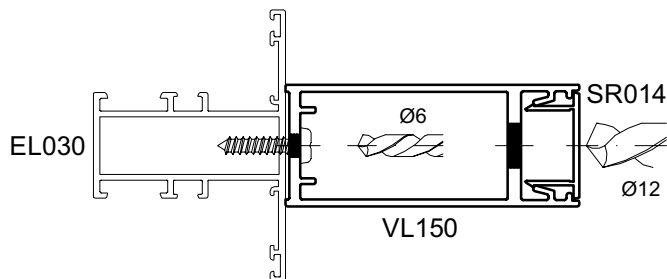
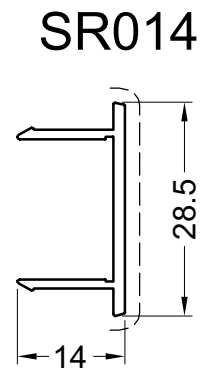
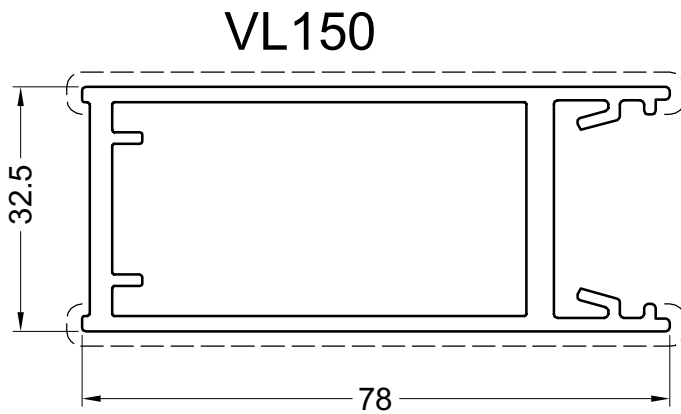
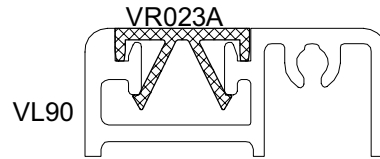
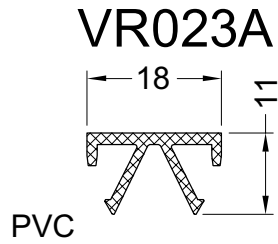
pag_a18X

Primaire zichtbare zijde
Face visible primaire
Primär sichtbare Seite
Primary visible side

Secundaire zichtbare zijde
Face visible secondaire
Secondär sichtbare Seite
Secondary visible side

DIVERSE PROFIELEN
PROFILS DIVERS
DIVERS PROFILE
VARIED PROFILES

PROFIELEN - PROFILS - PROFILE - PROFILES

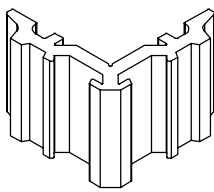
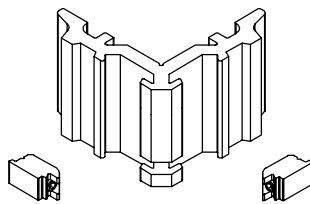

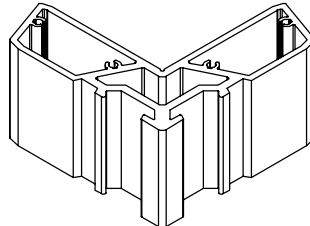
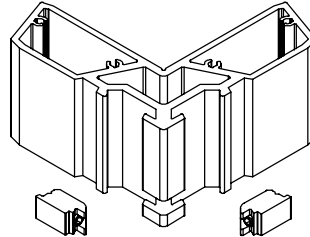

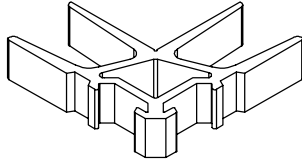


pag_a19

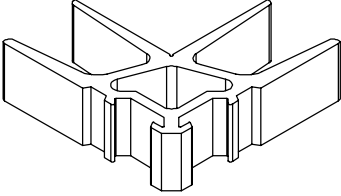
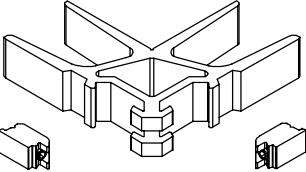

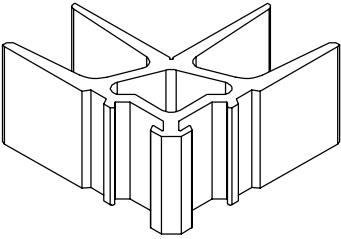
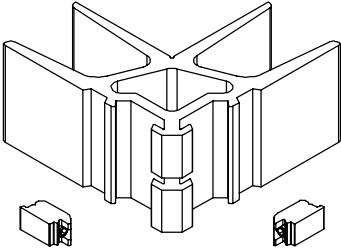

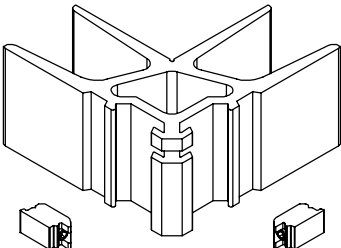

Primaire zichtbare zijde
Face visible primaire
Primär sichtbare Seite
Primary visible side

Secundaire zichtbare zijde
Face visible secondaire
Secondär sichtbare Seite
Secondary visible side



27/6/07

	Verp. per Emb. par Pack pr.	Einheit Unit	Toepassing Application Anwendung Application	Kleur Couleur Farbe Color												
 <p>ACEL010 -Pershoek -Clame à presser -Eckverbinder Stanzbar -Clamping corner</p> <p>X=15mm Y=47mm</p>	1	Stuk Pièce Stück Pièce	EL010 EL030	<table border="1"> <tr><td>BR</td><td></td></tr> <tr><td>AN</td><td></td></tr> <tr><td>KL</td><td></td></tr> <tr><td>GS</td><td></td></tr> <tr><td>Z</td><td></td></tr> <tr><td>W</td><td></td></tr> </table>	BR		AN		KL		GS		Z		W	
BR																
AN																
KL																
GS																
Z																
W																
 <p>ACEL011 -Schroefhoek -Clame à visser -Eckverbinder schraubbar -Sqaire coupling joint</p> <p>X=15mm Y=47mm</p> <p> ACVG66</p>	1	Stuk Pièce Stück Pièce	EL010 EL030	<table border="1"> <tr><td>BR</td><td></td></tr> <tr><td>AN</td><td></td></tr> <tr><td>KL</td><td></td></tr> <tr><td>GS</td><td></td></tr> <tr><td>Z</td><td></td></tr> <tr><td>W</td><td></td></tr> </table>	BR		AN		KL		GS		Z		W	
BR																
AN																
KL																
GS																
Z																
W																
 <p>ACEL012 -Pershoek -Clame à presser -Eckverbinder Stanzbar -Clamping corner</p> <p>X=30mm Y=47mm</p>	1	Stuk Pièce Stück Pièce	EL011 EL031 EL035	<table border="1"> <tr><td>BR</td><td></td></tr> <tr><td>AN</td><td></td></tr> <tr><td>KL</td><td></td></tr> <tr><td>GS</td><td></td></tr> <tr><td>Z</td><td></td></tr> <tr><td>W</td><td></td></tr> </table>	BR		AN		KL		GS		Z		W	
BR																
AN																
KL																
GS																
Z																
W																
 <p>ACEL013 -Schroefhoek -Clame à visser -Eckverbinder schraubbar -Sqaire coupling joint</p> <p>X=30mm Y=47mm</p> <p> ACVG66</p>	1	Stuk Pièce Stück Pièce	EL011 EL031 EL035	<table border="1"> <tr><td>BR</td><td></td></tr> <tr><td>AN</td><td></td></tr> <tr><td>KL</td><td></td></tr> <tr><td>GS</td><td></td></tr> <tr><td>Z</td><td></td></tr> <tr><td>W</td><td></td></tr> </table>	BR		AN		KL		GS		Z		W	
BR																
AN																
KL																
GS																
Z																
W																
 <p>ACEL014A -Pershoek voor buitenste kamer -Clame à presser pour chambre exterieure -Eckverbinder Stanzbar für aussere kammer -Clamping corner for outside chamber</p> <p>X=36mm Y=19mm</p>	1	Stuk Pièce Stück Pièce	EL022	<table border="1"> <tr><td>BR</td><td></td></tr> <tr><td>AN</td><td></td></tr> <tr><td>KL</td><td></td></tr> <tr><td>GS</td><td></td></tr> <tr><td>Z</td><td></td></tr> <tr><td>W</td><td></td></tr> </table>	BR		AN		KL		GS		Z		W	
BR																
AN																
KL																
GS																
Z																
W																

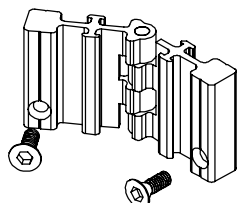

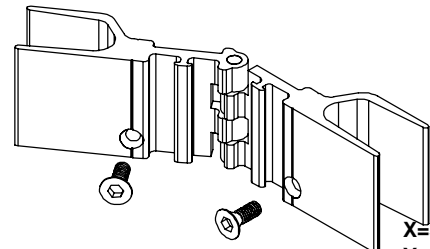

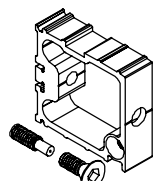

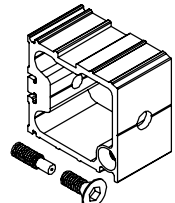

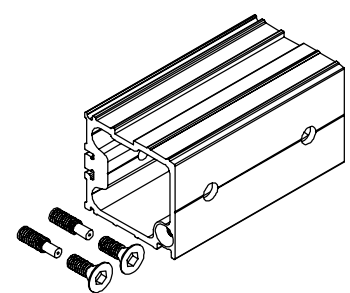



		Verp. per Emb. par Pack pr. Pack pr.	Eenheid Unité Einheit Unit	Toepassing Application Anwendung Application	Kleur Couleur Farbe Color											
 <p>ACEL014B -Pershoek voor binnenste kamer -Clame à presser pour chambre interieure -Eckverbinder Stanzbar für innere kammer -Clamping corner for inside chamber</p> <p>X=41mm Y=28mm</p>	1	Stuk Pièce Stück Pièce	EL022	<table border="1"> <tr><td>BR</td><td></td></tr> <tr><td>AN</td><td></td></tr> <tr><td>KL</td><td></td></tr> <tr><td>GS</td><td></td></tr> <tr><td>Z</td><td></td></tr> <tr><td>W</td><td></td></tr> </table>	BR		AN		KL		GS		Z		W	
BR																
AN																
KL																
GS																
Z																
W																
 <p>ACEL015A -Schroefhoek voor buitenste kamer -Clame à visser pour chambre exterieure -Eckverbinder schraubbar für aussere kammer -Sqaire coupling joint for outside chamber</p> <p>X=36mm Y=19mm</p> <p> ACVG66</p>	1	Stuk Pièce Stück Pièce	EL022	<table border="1"> <tr><td>BR</td><td></td></tr> <tr><td>AN</td><td></td></tr> <tr><td>KL</td><td></td></tr> <tr><td>GS</td><td></td></tr> <tr><td>Z</td><td></td></tr> <tr><td>W</td><td></td></tr> </table>	BR		AN		KL		GS		Z		W	
BR																
AN																
KL																
GS																
Z																
W																
 <p>ACEL016 -Pershoek -Clame à presser -Eckverbinder Stanzbar -Clamping corner</p> <p>X=41mm Y=47mm</p>	1	Stuk Pièce Stück Pièce	EL014 EL024 EL025 EL214 EL224 EL225	<table border="1"> <tr><td>BR</td><td></td></tr> <tr><td>AN</td><td></td></tr> <tr><td>KL</td><td></td></tr> <tr><td>GS</td><td></td></tr> <tr><td>Z</td><td></td></tr> <tr><td>W</td><td></td></tr> </table>	BR		AN		KL		GS		Z		W	
BR																
AN																
KL																
GS																
Z																
W																
 <p>ACEL017 -Schroefhoek -Clame à visser -Eckverbinder schraubbar -Sqaire coupling joint</p> <p>X=41mm Y=47mm</p> <p> ACVG66</p>	1	Stuk Pièce Stück Pièce	EL024 EL025 EL224 EL225	<table border="1"> <tr><td>BR</td><td></td></tr> <tr><td>AN</td><td></td></tr> <tr><td>KL</td><td></td></tr> <tr><td>GS</td><td></td></tr> <tr><td>Z</td><td></td></tr> <tr><td>W</td><td></td></tr> </table>	BR		AN		KL		GS		Z		W	
BR																
AN																
KL																
GS																
Z																
W																
 <p>ACEL018 -Schroefhoek -Clame à visser -Eckverbinder schraubbar -Sqaire coupling joint</p> <p>X=41mm Y=47mm</p> <p> ACVG66</p>	1	Stuk Pièce Stück Pièce	EL014 EL214	<table border="1"> <tr><td>BR</td><td></td></tr> <tr><td>AN</td><td></td></tr> <tr><td>KL</td><td></td></tr> <tr><td>GS</td><td></td></tr> <tr><td>Z</td><td></td></tr> <tr><td>W</td><td></td></tr> </table>	BR		AN		KL		GS		Z		W	
BR																
AN																
KL																
GS																
Z																
W																

BR = BRUT - BRUT - ROH - BRUT
 AN (X) = ANODISATIE - ANODISE - ELOXIERT - ANODISED
 AN (■) = GELAKT - LAQUE - LACKIERT - LACQUERED -- RAL9006M
 KL = STANDAARDKLEUREN - COULEUR STANDARD - BASIS FARBEN - BASIC COLORS
 GS = GEMOFFELD SPECIAAL - LAQUE SPECIAL - SPECIALFARBE - SPECIAL COLOR
 Z = ZWART - NOIR - SCHWARZ - BLACK
 W = WIT - BLANC - WEISS - WHITE

 GEREEDSCHAP - OUTILLAGE
 WERKZEUG - TOOL
 BEVESTIGING - FIXATION
 BEFESTIGUNG - FIXATION

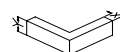


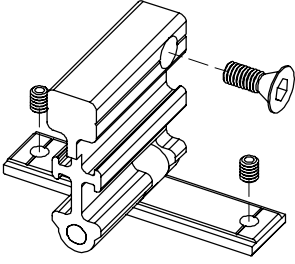

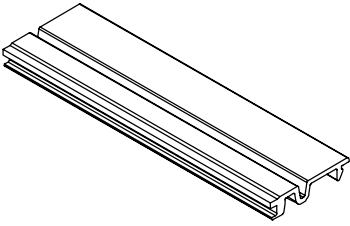
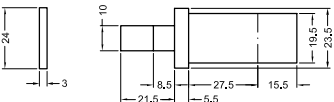


		Verp. per Emb. par Pack pr.	Einheid Unité Einheit Unit	Toepassing Application Anwendung Application	Kleur Couleur Farbe Color											
 <p>ACEL021 -Variabele hoek -Clame variable -Verstelbare Eckverbinder -Adjustable bracket</p> <p>X=15mm Y=47mm</p> <p> ACVL150 - ACVL162</p>	1	Stuk Pièce Stück Piece	EL010	<table border="1"> <tr><td>BR</td><td></td></tr> <tr><td>AN</td><td></td></tr> <tr><td>KL</td><td></td></tr> <tr><td>GS</td><td></td></tr> <tr><td>Z</td><td></td></tr> <tr><td>W</td><td></td></tr> </table>	BR		AN		KL		GS		Z		W	
BR																
AN																
KL																
GS																
Z																
W																
 <p>ACEL022 -Variabele hoek -Clame variable -Verstelbare Eckverbinder -Adjustable bracket</p> <p>X=30mm Y=47mm</p> <p> ACVL150 - ACVL162</p>	1	Stuk Pièce Stück Piece	EL011	<table border="1"> <tr><td>BR</td><td></td></tr> <tr><td>AN</td><td></td></tr> <tr><td>KL</td><td></td></tr> <tr><td>GS</td><td></td></tr> <tr><td>Z</td><td></td></tr> <tr><td>W</td><td></td></tr> </table>	BR		AN		KL		GS		Z		W	
BR																
AN																
KL																
GS																
Z																
W																
 <p>ACEL025 -T-verbinding -Assemblage-T -T-verbinder -Connecting bracket</p> <p>X=15mm Y=47mm</p> <p> ACVL150 ACVG65</p>	1	Stuk Pièce Stück Piece	EL030 EL010	<table border="1"> <tr><td>BR</td><td></td></tr> <tr><td>AN</td><td></td></tr> <tr><td>KL</td><td></td></tr> <tr><td>GS</td><td></td></tr> <tr><td>Z</td><td></td></tr> <tr><td>W</td><td></td></tr> </table>	BR		AN		KL		GS		Z		W	
BR																
AN																
KL																
GS																
Z																
W																
 <p>ACEL026 -T-verbinding -Assemblage-T -T-verbinder -Connecting bracket</p> <p>X=30mm Y=47mm</p> <p> ACVL150 ACVG65</p>	1	Stuk Pièce Stück Piece	EL031 EL011	<table border="1"> <tr><td>BR</td><td></td></tr> <tr><td>AN</td><td></td></tr> <tr><td>KL</td><td></td></tr> <tr><td>GS</td><td></td></tr> <tr><td>Z</td><td></td></tr> <tr><td>W</td><td></td></tr> </table>	BR		AN		KL		GS		Z		W	
BR																
AN																
KL																
GS																
Z																
W																
 <p>ACEL027 -T-verbinding -Assemblage-T -T-verbinder -Connecting bracket</p> <p>X=95mm Y=47mm</p> <p> ACVL150 ACVG65</p>	1	Stuk Pièce Stück Piece	EL013	<table border="1"> <tr><td>BR</td><td></td></tr> <tr><td>AN</td><td></td></tr> <tr><td>KL</td><td></td></tr> <tr><td>GS</td><td></td></tr> <tr><td>Z</td><td></td></tr> <tr><td>W</td><td></td></tr> </table>	BR		AN		KL		GS		Z		W	
BR																
AN																
KL																
GS																
Z																
W																

BR = BRUT - BRUT - ROH - BRUT
 AN (X) = ANODISATIE - ANODISE - ELOXIERT - ANODISED
 AN (■) = GELAKT - LAQUE - LACKIERT - LACQUERED -- RAL9006M
 KL = STANDAARDKLEUREN - COULEUR STANDARD - BASIS FARBEN - BASIC COLORS
 GS = GEMOFFELD SPECIAAL - LAQUE SPECIAL - SPECIALFARBE - SPECIAL COLOR
 Z = ZWART - NOIR - SCHWARZ - BLACK
 W = WIT - BLANC - WEISS - WHITE





GEREEDSCHAP - OUTILLAGE
 WERKZEUG - TOOL
 BEVESTIGING - FIXATION
 BEFESTIGUNG - FIXATION

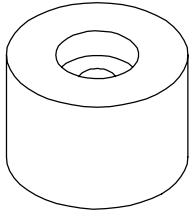

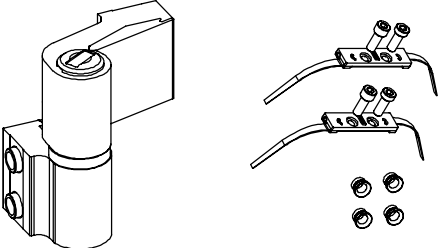
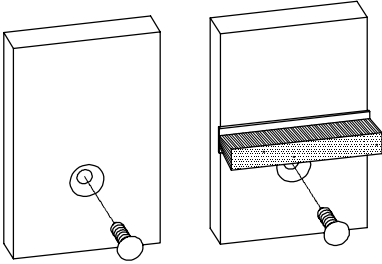



		Verp. per Emb. par Pack pr. Pack pr.	Eenheid Unité Einheit Unit	Toepassing Application Anwendung Application	Kleur Couleur Farbe Color											
 <p>ACEL028 -Variabele T-verbinding -Assemblage-T variable -Verstelbare T-verbinder -Adjustable connecting bracket</p> <p>X=15mm Y=47mm</p> <p> ACVL150 ACVG65</p>	1	Stuk Pièce Stück Pièce	EL030	<table border="1"> <tr><td>BR</td><td></td></tr> <tr><td>AN</td><td></td></tr> <tr><td>KL</td><td></td></tr> <tr><td>GS</td><td></td></tr> <tr><td>Z</td><td></td></tr> <tr><td>W</td><td></td></tr> </table>	BR		AN		KL		GS		Z		W	
BR																
AN																
KL																
GS																
Z																
W																
 <p>ACEL057 -Glassteun -Support calle de vitrage -Klotz-auflage -Glazing support</p>	1	Stuk Pièce Stück Pièce	EL010 EL011 EL013 EL022 EL024 EL025 EL030 EL031 EL035	<table border="1"> <tr><td>BR</td><td></td></tr> <tr><td>AN</td><td></td></tr> <tr><td>KL</td><td></td></tr> <tr><td>GS</td><td></td></tr> <tr><td>Z</td><td></td></tr> <tr><td>W</td><td></td></tr> </table>	BR		AN		KL		GS		Z		W	
BR																
AN																
KL																
GS																
Z																
W																
 <p>ACEL073 -Haakslot + slotplaat -Serrure à crochet + gâche -Haakschloss + Schliesplatte -Hooklock + lockplate</p>	1	Stuk Pièce Stück Pièce	EL011	<table border="1"> <tr><td>BR</td><td></td></tr> <tr><td>AN</td><td></td></tr> <tr><td>KL</td><td></td></tr> <tr><td>GS</td><td></td></tr> <tr><td>Z</td><td></td></tr> <tr><td>W</td><td></td></tr> </table>	BR		AN		KL		GS		Z		W	
BR																
AN																
KL																
GS																
Z																
W																
 <p>ACEL110 -Kunststof tandemwiel -Roulette en plastique -Kunststoff tandemrolle -Double synthetic pulley</p> <p>Max vleugelgewicht: 70kg Poids max par vantail: 70kg Max Flügelgewicht: 70kg Max weight of the vent: 70kg</p>	1	Set	EL086	<table border="1"> <tr><td>BR</td><td></td></tr> <tr><td>AN</td><td></td></tr> <tr><td>KL</td><td></td></tr> <tr><td>GS</td><td></td></tr> <tr><td>Z</td><td></td></tr> <tr><td>W</td><td></td></tr> </table>	BR		AN		KL		GS		Z		W	
BR																
AN																
KL																
GS																
Z																
W																
 <p>ACEL111 -Stootbuffer -Butée -Stopper -Buffer</p>	1	Stuk Pièce Stück Pièce	EL086	<table border="1"> <tr><td>BR</td><td></td></tr> <tr><td>AN</td><td></td></tr> <tr><td>KL</td><td></td></tr> <tr><td>GS</td><td></td></tr> <tr><td>Z</td><td></td></tr> <tr><td>W</td><td></td></tr> </table>	BR		AN		KL		GS		Z		W	
BR																
AN																
KL																
GS																
Z																
W																



BR = BRUT - BRUT - ROH - BRUT
AN (X) = ANODISATIE - ANODISE - ELOXIERT - ANODISED
AN (■) = GELAKT - LAQUE - LACKIERT - LACQUERED -- RAL9006M
KL = STANDAARDKLEUREN - COULEUR STANDARD - BASIS FARBEN - BASIC COLORS
GS = GEMOFFELD SPECIAAL - LAQUE SPECIAL - SPECIALFARBE - SPECIAL COLOR
Z = ZWART - NOIR - SCHWARZ - BLACK
W = WIT - BLANC - WEISS - WHITE

 GEREEDSCHAP - OUTILLAGE
WERKZEUG - TOOL
 BEVESTIGING - FIXATION
BEFESTIGUNG - FIXATION



	Verp. per Emb. par Pack pr.	Einheit Unit	Toepassing Application	Kleur Couleur Farbe Color												
 <p>ACEL112 -Vloergeleider schuifdeur -Guide sur sol pour porte coulissante -Bodenführung für Schiebetür -Guide on floor for sliding door</p>	1	Stuk Pièce Stück Piece	UTL005	<table border="1"> <tr><td>BR</td><td></td></tr> <tr><td>AN</td><td></td></tr> <tr><td>KL</td><td></td></tr> <tr><td>GS</td><td></td></tr> <tr><td>Z</td><td></td></tr> <tr><td>W</td><td></td></tr> </table>	BR		AN		KL		GS		Z		W	
BR																
AN																
KL																
GS																
Z																
W																
 <p>ACEL402 -Deurscharnier -Charnière de porte -Türband -Hinge</p>	1	Stuk Pièce Stück Piece	EL014 EL024 EL014 EL025	<table border="1"> <tr><td>BR</td><td>X</td></tr> <tr><td>AN</td><td>X</td></tr> <tr><td>KL</td><td>X</td></tr> <tr><td>GS</td><td>X</td></tr> <tr><td>Z</td><td></td></tr> <tr><td>W</td><td></td></tr> </table>	BR	X	AN	X	KL	X	GS	X	Z		W	
BR	X															
AN	X															
KL	X															
GS	X															
Z																
W																
 <p>ACEL408 -Hoekscharnier -Paumelle d'angle -Angular Eckband -Corner hinge</p>	1	Stuk Pièce Stück Piece	EL025 EL035	<table border="1"> <tr><td>BR</td><td>X</td></tr> <tr><td>AN</td><td>X</td></tr> <tr><td>KL</td><td>X</td></tr> <tr><td>GS</td><td>X</td></tr> <tr><td>Z</td><td></td></tr> <tr><td>W</td><td></td></tr> </table>	BR	X	AN	X	KL	X	GS	X	Z		W	
BR	X															
AN	X															
KL	X															
GS	X															
Z																
W																
 <p>ACEL440 -Sluitstukjes voor deur -Pièce d'étanchéité pour porte -Türabschluss -Closer section for door</p>	1	Stuk Pièce Stück Piece	EL014 EL024	<table border="1"> <tr><td>BR</td><td></td></tr> <tr><td>AN</td><td></td></tr> <tr><td>KL</td><td></td></tr> <tr><td>GS</td><td></td></tr> <tr><td>Z</td><td></td></tr> <tr><td>W</td><td></td></tr> </table>	BR		AN		KL		GS		Z		W	
BR																
AN																
KL																
GS																
Z																
W																
 <p>ACEL450 -Stolpeindstuk dubbele deur -Embout double porte -Stulpendstück doppelt tür -End piece for double door</p>	1	Set	EL024 EL025	<table border="1"> <tr><td>BR</td><td></td></tr> <tr><td>AN</td><td></td></tr> <tr><td>KL</td><td></td></tr> <tr><td>GS</td><td></td></tr> <tr><td>Z</td><td></td></tr> <tr><td>W</td><td></td></tr> </table>	BR		AN		KL		GS		Z		W	
BR																
AN																
KL																
GS																
Z																
W																

BR = BRUT - BRUT - ROH - BRUT
 AN (X) = ANODISATIE - ANODISE - ELOXIERT - ANODISED
 AN (■) = GELAKT - LAQUE - LACKIERT - LACQUERED -- RAL9006M
 KL = STANDAARDKLEUREN - COULEUR STANDARD - BASIS FARBEN - BASIC COLORS
 GS = GEMOFFELD SPECIAAL - LAQUE SPECIAL - SPECIALFARBE - SPECIAL COLOR
 Z = ZWART - NOIR - SCHWARZ - BLACK
 W = WIT - BLANC - WEISS - WHITE

 GEREEDSCHAP - OUTILLAGE
 WERKZEUG - TOOL
 BEVESTIGING - FIXATION
 BEFESTIGUNG - FIXATION


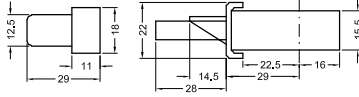


		Verp. per Emb. par Pack pr. Pack pr.	Eenheid Unité Einheit Unit	Toepassing Application Anwendung Application	Kleur Couleur Farbe Color												
	<p>ACEL705</p> <p>-Veiligheidsslot met pen -Serrure de sécurité à pêne -Sicherheitsschloss mit Falle -Security lock with pen</p>	1	Stuk Pièce Stück Pièce	EL014 EL024 EL025 EL045	<table border="1"> <tr><td>BR</td><td></td></tr> <tr><td>AN</td><td></td></tr> <tr><td>KL</td><td></td></tr> <tr><td>GS</td><td></td></tr> <tr><td>Z</td><td></td></tr> <tr><td>W</td><td></td></tr> </table>	BR		AN		KL		GS		Z		W	
BR																	
AN																	
KL																	
GS																	
Z																	
W																	
	<p>ACEL706</p> <p>-Veiligheidsslot met rol -Serrure de sécurité avec rouleau -Sicherheitsschloss mit Rolle -Security lock with rol</p>	1	Stuk Pièce Stück Pièce	EL014 EL024 EL025 EL045	<table border="1"> <tr><td>BR</td><td></td></tr> <tr><td>AN</td><td></td></tr> <tr><td>KL</td><td></td></tr> <tr><td>GS</td><td></td></tr> <tr><td>Z</td><td></td></tr> <tr><td>W</td><td></td></tr> </table>	BR		AN		KL		GS		Z		W	
BR																	
AN																	
KL																	
GS																	
Z																	
W																	

BR = BRUT - BRUT - ROH - BRUT
 AN (X) = ANODISATIE - ANODISE - ELOXIERT - ANODISED
 AN (■) = GELAKT - LAQUE - LACKIERT - LACQUERED -- RAL9006M
 KL = STANDAARDKLEUREN - COULEUR STANDARD - BASIS FARBEN - BASIC COLORS
 GS = GEMOFFELD SPECIAAL - LAQUE SPECIAL - SPECIALFARBE - SPECIAL COLOR
 Z = ZWART - NOIR - SCHWARZ - BLACK
 W = WIT - BLANC - WEISS - WHITE

GEREEDSCHAP - OUTILLAGE
 WERKZEUG - TOOL
 BEVESTIGING - FIXATION
 BEFESTIGUNG - FIXATION



	Verp. per Emb. par Pack pr.	Eenheid Unité Einheit Unit	Toepassing Application Anwendung Application	Kleur Couleur Farbe Color												
	1	Stuk Pièce Stück Piece	EL014 EL024 EL025 EL045	<table border="1" style="width: 100%; border-collapse: collapse;"> <tr> <td style="width: 50px; text-align: center;">BR</td> <td style="width: 50px;"></td> </tr> <tr> <td style="text-align: center;">AN</td> <td></td> </tr> <tr> <td style="text-align: center;">KL</td> <td></td> </tr> <tr> <td style="text-align: center;">GS</td> <td></td> </tr> <tr> <td style="text-align: center;">Z</td> <td></td> </tr> <tr> <td style="text-align: center;">W</td> <td></td> </tr> </table>	BR		AN		KL		GS		Z		W	
BR																
AN																
KL																
GS																
Z																
W																
<p style="text-align: center;">ACEL707</p> <p>-Driepuntsslot -Serrure à 3 points -Schloss für Dreifachverriegelung -Lock with 3 points</p> <div style="text-align: center;">  <p>DIN7982 4.2x20</p> </div>																


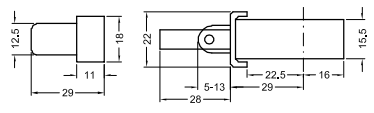

BR = BRUT - BRUT - ROH - BRUT
 AN (X) = ANODISATIE - ANODISE - ELOXIERT - ANODISED
 AN (■) = GELAKT - LAQUE - LACKIERT - LACQUERED -- RAL9006M
 KL = STANDAARDKLEUREN - COULEUR STANDARD - BASIS FARBEN - BASIC COLORS
 GS = GEMOFFELD SPECIAAL - LAQUE SPECIAL - SPECIALFARBE - SPECIAL COLOR
 Z = ZWART - NOIR - SCHWARZ - BLACK
 W = WIT - BLANC - WEISS - WHITE





GEREEDSCHAP - OUTILLAGE
WERKZEUG - TOOL

BEVESTIGING - FIXATION
BEFESTIGUNG - FIXATION



	Verp. per Emb. par Pack pr. Pack pr.	Eenheid Unité Einheit Unit	Toepassing Application Anwendung Application	Kleur Couleur Farbe Color												
	1	Stuk Pièce Stück Piece	EL014 EL024 EL025 EL045	<table border="1" style="width: 100%; border-collapse: collapse;"> <tr> <td style="text-align: center;">BR</td> <td style="width: 20px;"></td> </tr> <tr> <td style="text-align: center;">AN</td> <td></td> </tr> <tr> <td style="text-align: center;">KL</td> <td></td> </tr> <tr> <td style="text-align: center;">GS</td> <td></td> </tr> <tr> <td style="text-align: center;">Z</td> <td></td> </tr> <tr> <td style="text-align: center;">W</td> <td></td> </tr> </table>	BR		AN		KL		GS		Z		W	
BR																
AN																
KL																
GS																
Z																
W																
<p style="text-align: center;">ACEL708</p> <p>-Driepuntslot met rol -Serrure à 3 points avec rouleau -Schloss für Dreifachverriegelung mit Rolle -Lock with 3 points and rol</p> <div style="text-align: center;">  </div> <p style="text-align: center;">  DIN7982 4.2x20 </p>																

BR = BRUT - BRUT - ROH - BRUT
 AN (X) = ANODISATIE - ANODISE - ELOXIERT - ANODISED
 AN (■) = GELAKT - LAQUE - LACKIERT - LACQUERED -- RAL9006M
 KL = STANDAARDKLEUREN - COULEUR STANDARD - BASIS FARBEN - BASIC COLORS
 GS = GEMOFFELD SPECIAAL - LAQUE SPECIAL - SPECIALFARBE - SPECIAL COLOR
 Z = ZWART - NOIR - SCHWARZ - BLACK
 W = WIT - BLANC - WEISS - WHITE

 GEREEDSCHAP - OUTILLAGE
 WERKZEUG - TOOL
 BEVESTIGING - FIXATION
 BEFESTIGUNG - FIXATION



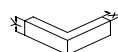
		Verp. per Emb. par Pack pr. Pack pr.	Einheid Unité Einheit Unit	Toepassing Application Anwendung Application	Kleur Couleur Farbe Color												
	<p>ACEL715</p> <p>-Veiligheidsslot met pen -Serrure de sécurité à pêne -Sicherheitsschloss mit Falle -Security lock with pen</p>	1	Stuk Pièce Stück Piece	EL024 EL035 EL056	<table border="1"> <tr><td>BR</td><td></td></tr> <tr><td>AN</td><td></td></tr> <tr><td>KL</td><td></td></tr> <tr><td>GS</td><td></td></tr> <tr><td>Z</td><td></td></tr> <tr><td>W</td><td></td></tr> </table>	BR		AN		KL		GS		Z		W	
BR																	
AN																	
KL																	
GS																	
Z																	
W																	
	<p>ACEL716</p> <p>-Veiligheidsslot met rol -Serrure de sécurité avec rouleau -Sicherheitsschloss mit Rolle -Security lock with rol</p>	1	Stuk Pièce Stück Piece	EL024 EL035 EL056	<table border="1"> <tr><td>BR</td><td></td></tr> <tr><td>AN</td><td></td></tr> <tr><td>KL</td><td></td></tr> <tr><td>GS</td><td></td></tr> <tr><td>Z</td><td></td></tr> <tr><td>W</td><td></td></tr> </table>	BR		AN		KL		GS		Z		W	
BR																	
AN																	
KL																	
GS																	
Z																	
W																	


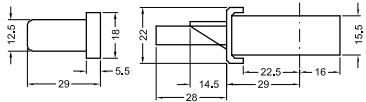

BR = BRUT - BRUT - ROH - BRUT
 AN (X) = ANODISATIE - ANODISE - ELOXIERT - ANODISED
 AN (■) = GELAKT - LAQUE - LACKIERT - LACQUERED -- RAL9006M
 KL = STANDAARDKLEUREN - COULEUR STANDARD - BASIS FARBEN - BASIC COLORS
 GS = GEMOFFELD SPECIAAL - LAQUE SPECIAL - SPECIALFARBE - SPECIAL COLOR
 Z = ZWART - NOIR - SCHWARZ - BLACK
 W = WIT - BLANC - WEISS - WHITE





GEREEDSCHAP - OUTILLAGE
WERKZEUG - TOOL

BEVESTIGING - FIXATION
BEFESTIGUNG - FIXATION


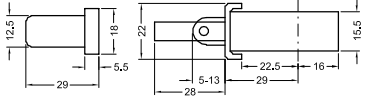



	Verp. per Emb. par Pack pr. Pack pr.	Eenheid Unité Einheit Unit	Toepassing Application Anwendung Application	Kleur Couleur Farbe Color												
 <p>ACEL717 -Driepuntsslot -Serrure à 3 points -Schloss für Dreifachverriegelung -Lock with 3 points</p>  <p> DIN7982 4.2x20</p>	1	Stuk Pièce Stück Pièce	EL024 EL035 EL056	<table border="1"> <tr> <td>BR</td> <td></td> </tr> <tr> <td>AN</td> <td></td> </tr> <tr> <td>KL</td> <td></td> </tr> <tr> <td>GS</td> <td></td> </tr> <tr> <td>Z</td> <td></td> </tr> <tr> <td>W</td> <td></td> </tr> </table>	BR		AN		KL		GS		Z		W	
BR																
AN																
KL																
GS																
Z																
W																

BR = BRUT - BRUT - ROH - BRUT
 AN (X) = ANODISATIE - ANODISE - ELOXIERT - ANODISED
 AN (■) = GELAKT - LAQUE - LACKIERT - LACQUERED -- RAL9006M
 KL = STANDAARDKLEUREN - COULEUR STANDARD - BASIS FARBEN - BASIC COLORS
 GS = GEMOFFELD SPECIAAL - LAQUE SPECIAL - SPECIALFARBE - SPECIAL COLOR
 Z = ZWART - NOIR - SCHWARZ - BLACK
 W = WIT - BLANC - WEISS - WHITE

 GEREEDSCHAP - OUTILLAGE
 WERKZEUG - TOOL
 BEVESTIGING - FIXATION
 BEFESTIGUNG - FIXATION



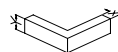
	Verp. per Emb. par Pack pr.	Eenheid Unité Einheit Unit	Toepassing Application Anwendung Application	Kleur Couleur Farbe Color												
	1	Stuk Pièce Stück Piece	EL024 EL035 EL056	<table border="1" style="width: 100%; border-collapse: collapse;"> <tr> <td style="width: 50px; text-align: center;">BR</td> <td style="width: 50px;"></td> </tr> <tr> <td style="text-align: center;">AN</td> <td></td> </tr> <tr> <td style="text-align: center;">KL</td> <td></td> </tr> <tr> <td style="text-align: center;">GS</td> <td></td> </tr> <tr> <td style="text-align: center;">Z</td> <td></td> </tr> <tr> <td style="text-align: center;">W</td> <td></td> </tr> </table>	BR		AN		KL		GS		Z		W	
BR																
AN																
KL																
GS																
Z																
W																
<p style="text-align: center;">ACEL718</p> <p>-Driepuntsslot met rol -Serrure à 3 points avec rouleau -Schloss für Dreifachverriegelung mit Rolle -Lock with 3 points and rol</p> <div style="text-align: center;">  </div> <p style="text-align: center;">  DIN7982 4.2x20 </p>																

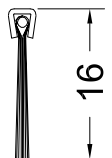
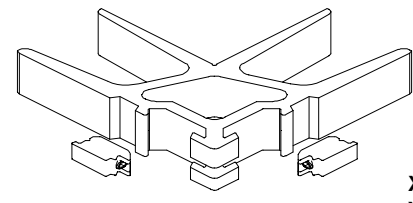

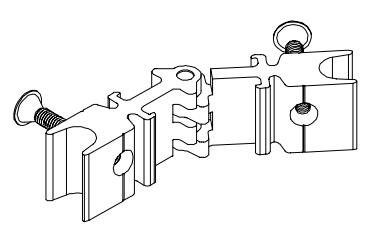



BR = BRUT - BRUT - ROH - BRUT
 AN (X) = ANODISATIE - ANODISE - ELOXIERT - ANODISED
 AN (■) = GELAKT - LAQUE - LACKIERT - LACQUERED -- RAL9006M
 KL = STANDAARDKLEUREN - COULEUR STANDARD - BASIS FARBEN - BASIC COLORS
 GS = GEMOFFELD SPECIAAL - LAQUE SPECIAL - SPECIALFARBE - SPECIAL COLOR
 Z = ZWART - NOIR - SCHWARZ - BLACK
 W = WIT - BLANC - WEISS - WHITE



GEREEDSCHAP - OUTILLAGE
WERKZEUG - TOOL

BEVESTIGING - FIXATION
BEFESTIGUNG - FIXATION



		Verp. per Emb. par Pack pr. Pack pr.	Eenheid Unité Einheit Unit	Toepassing Application Anwendung Application	Kleur Couleur Farbe Color												
	ACDV201 -Borsteldichting onderkant deur -Brosse dessous de porte -Burstendichtung für Türen -Brush fitting bottom side doors	3	m	TL055	<table border="1"> <tr><td>BR</td><td></td></tr> <tr><td>AN</td><td></td></tr> <tr><td>KL</td><td></td></tr> <tr><td>GS</td><td></td></tr> <tr><td>Z</td><td></td></tr> <tr><td>W</td><td></td></tr> </table>	BR		AN		KL		GS		Z		W	
BR																	
AN																	
KL																	
GS																	
Z																	
W																	
	ACIP017B -Schroefhoek voor binnenste kamer -Clame à visser pour chambre interieure -Eckverbinder schraubbar für innere kammer -Sqaire coupling joint for inside chamber  ACVG66	1 48	Stuk Pièce Stück Pièce	EL022	<table border="1"> <tr><td>BR</td><td></td></tr> <tr><td>AN</td><td></td></tr> <tr><td>KL</td><td></td></tr> <tr><td>GS</td><td></td></tr> <tr><td>Z</td><td></td></tr> <tr><td>W</td><td></td></tr> </table>	BR		AN		KL		GS		Z		W	
BR																	
AN																	
KL																	
GS																	
Z																	
W																	
	ACIP120B -Variabele hoek -Clame variable -Verstelbare Eckverbinder -Adjustable bracket  ACVL150	1 24	Stuk Pièce Stück Pièce	EL022	<table border="1"> <tr><td>BR</td><td></td></tr> <tr><td>AN</td><td></td></tr> <tr><td>KL</td><td></td></tr> <tr><td>GS</td><td></td></tr> <tr><td>Z</td><td></td></tr> <tr><td>W</td><td></td></tr> </table>	BR		AN		KL		GS		Z		W	
BR																	
AN																	
KL																	
GS																	
Z																	
W																	
	ACIP146 -Automatische tochttafsluiter 710mm -Joint bas de porte automatique 710mm -Automatische turdichtung 710mm -Self operating threshold 710mm	1	Stuk Pièce Stück Pièce	EL022	<table border="1"> <tr><td>BR</td><td></td></tr> <tr><td>AN</td><td></td></tr> <tr><td>KL</td><td></td></tr> <tr><td>GS</td><td></td></tr> <tr><td>Z</td><td></td></tr> <tr><td>W</td><td></td></tr> </table>	BR		AN		KL		GS		Z		W	
BR																	
AN																	
KL																	
GS																	
Z																	
W																	
	ACIP147 -Automatische tochttafsluiter 835mm -Joint bas de porte automatique 835mm -Automatische turdichtung 835mm -Self operating threshold 835mm	1	Stuk Pièce Stück Pièce	EL022	<table border="1"> <tr><td>BR</td><td></td></tr> <tr><td>AN</td><td></td></tr> <tr><td>KL</td><td></td></tr> <tr><td>GS</td><td></td></tr> <tr><td>Z</td><td></td></tr> <tr><td>W</td><td></td></tr> </table>	BR		AN		KL		GS		Z		W	
BR																	
AN																	
KL																	
GS																	
Z																	
W																	

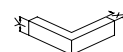
BR = BRUT - BRUT - ROH - BRUT
 AN (X) = ANODISATIE - ANODISE - ELOXIERT - ANODISED
 AN (■) = GELAKT - LAQUE - LACKIERT - LACQUERED -- RAL9006M
 KL = STANDAARDKLEUREN - COULEUR STANDARD - BASIS FARBEN - BASIC COLORS
 GS = GEMOFFELD SPECIAAL - LAQUE SPECIAL - SPECIALFARBE - SPECIAL COLOR
 Z = ZWART - NOIR - SCHWARZ - BLACK
 W = WIT - BLANC - WEISS - WHITE



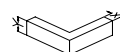
GEREEDSCHAP - OUTILLAGE
 WERKZEUG - TOOL

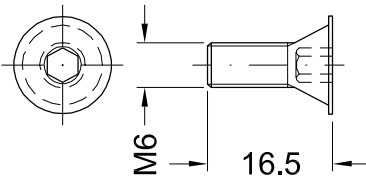
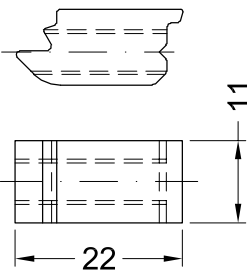





BEVESTIGING - FIXATION
 BEFESTIGUNG - FIXATION





	Verp. per Emb. par Pack pr.	Einheid Unit	Toepassing Application	Kleur Couleur Farbe Color												
 <p>ACIP148 -Automatische tochttafluiters 960mm -Joint bas de porte automatique 960mm -Automatische turdichting 960mm -Self operating threshold 960mm</p>	1	Stuk Pièce Stück Piece	EL022	<table border="1"> <tr><td>BR</td><td></td></tr> <tr><td>AN</td><td></td></tr> <tr><td>KL</td><td></td></tr> <tr><td>GS</td><td></td></tr> <tr><td>Z</td><td></td></tr> <tr><td>W</td><td></td></tr> </table>	BR		AN		KL		GS		Z		W	
BR																
AN																
KL																
GS																
Z																
W																
 <p>ACIP149 -Automatische tochttafluiters 1085mm -Joint bas de porte automatique 1085mm -Automatische turdichting 1085mm -Self operating threshold 1085mm</p>	1	Stuk Pièce Stück Piece	EL022	<table border="1"> <tr><td>BR</td><td></td></tr> <tr><td>AN</td><td></td></tr> <tr><td>KL</td><td></td></tr> <tr><td>GS</td><td></td></tr> <tr><td>Z</td><td></td></tr> <tr><td>W</td><td></td></tr> </table>	BR		AN		KL		GS		Z		W	
BR																
AN																
KL																
GS																
Z																
W																
 <p>ACIP403 -Boormal voor ACEL402 -Gabarit de perçage pour ACEL402 -Bohrer mall für ACEL402 -Boring jig for ACEL402</p>	1	Stuk Pièce Stück Piece	EL014 EL024 EL014 EL025	<table border="1"> <tr><td>BR</td><td></td></tr> <tr><td>AN</td><td></td></tr> <tr><td>KL</td><td></td></tr> <tr><td>GS</td><td></td></tr> <tr><td>Z</td><td></td></tr> <tr><td>W</td><td></td></tr> </table>	BR		AN		KL		GS		Z		W	
BR																
AN																
KL																
GS																
Z																
W																
 <p>ACIP427 -Bodemhuls verzinkt -Boîte de sol -Bodenbushese verzinkt -Grondsleeve zinc-plate</p>	1	Stuk Pièce Stück Piece		<table border="1"> <tr><td>BR</td><td></td></tr> <tr><td>AN</td><td></td></tr> <tr><td>KL</td><td></td></tr> <tr><td>GS</td><td></td></tr> <tr><td>Z</td><td></td></tr> <tr><td>W</td><td></td></tr> </table>	BR		AN		KL		GS		Z		W	
BR																
AN																
KL																
GS																
Z																
W																
 <p>ACMX102 -Inklembaar deurscharnier -Charnières de porte encastrable -Klembar türband -Doorhinge clampable</p>	1	Stuk Pièce Stück Piece	EL011 EL022	<table border="1"> <tr><td>BR</td><td>X</td></tr> <tr><td>AN</td><td>X</td></tr> <tr><td>KL</td><td>X</td></tr> <tr><td>GS</td><td>X</td></tr> <tr><td>Z</td><td></td></tr> <tr><td>W</td><td></td></tr> </table>	BR	X	AN	X	KL	X	GS	X	Z		W	
BR	X															
AN	X															
KL	X															
GS	X															
Z																
W																



		Verp. per Emb. par Pack pr. Pack pr.	Eenheid Unité Einheit Unit	Toepassing Application Anwendung Application	Kleur Couleur Farbe Color												
	ACMX852 -Schroef voor T-verbinders -Vis pour assemblage T -Schraube für T-Verbinder -Screw for connecting bracket	48	Stuk Pièce Stück Pièce		<table border="1"> <tr><td>BR</td><td></td></tr> <tr><td>AN</td><td></td></tr> <tr><td>KL</td><td></td></tr> <tr><td>GS</td><td></td></tr> <tr><td>Z</td><td></td></tr> <tr><td>W</td><td></td></tr> </table>	BR		AN		KL		GS		Z		W	
BR																	
AN																	
KL																	
GS																	
Z																	
W																	
	ACMX853 -Schroefblokje 11mm -Clavet 11mm -Schraubeblock 11mm -Cleat tensioning block 11mm	48	Stuk Pièce Stück Pièce		<table border="1"> <tr><td>BR</td><td></td></tr> <tr><td>AN</td><td></td></tr> <tr><td>KL</td><td></td></tr> <tr><td>GS</td><td></td></tr> <tr><td>Z</td><td></td></tr> <tr><td>W</td><td></td></tr> </table>	BR		AN		KL		GS		Z		W	
BR																	
AN																	
KL																	
GS																	
Z																	
W																	
	ACMX900 -Basispakket kipraam min. H=400mm -Paquet de base tombant int. min. H=400mm -Pakket Kippflügel min. H=400mm -Set hopper window min. H=400mm	1	Stuk Pièce Stück Pièce	EL010 EL011	<table border="1"> <tr><td>BR</td><td></td></tr> <tr><td>AN</td><td></td></tr> <tr><td>KL</td><td></td></tr> <tr><td>GS</td><td></td></tr> <tr><td>Z</td><td>X</td></tr> <tr><td>W</td><td>X</td></tr> </table>	BR		AN		KL		GS		Z	X	W	X
BR																	
AN																	
KL																	
GS																	
Z	X																
W	X																
	ACMX901 -Boormal -Calibre -Bohrschablone -Boring jig set	1	Stuk Pièce Stück Pièce	ACMX900	<table border="1"> <tr><td>BR</td><td></td></tr> <tr><td>AN</td><td></td></tr> <tr><td>KL</td><td></td></tr> <tr><td>GS</td><td></td></tr> <tr><td>Z</td><td></td></tr> <tr><td>W</td><td></td></tr> </table>	BR		AN		KL		GS		Z		W	
BR																	
AN																	
KL																	
GS																	
Z																	
W																	
	ACMX01601 -Halve cilinder 30 -Demi cylindre 30 -Halbzylinder 30 -Half cylinder 30	1	Stuk Pièce Stück Pièce	EL024	<table border="1"> <tr><td>BR</td><td></td></tr> <tr><td>AN</td><td></td></tr> <tr><td>KL</td><td></td></tr> <tr><td>GS</td><td></td></tr> <tr><td>Z</td><td></td></tr> <tr><td>W</td><td></td></tr> </table>	BR		AN		KL		GS		Z		W	
BR																	
AN																	
KL																	
GS																	
Z																	
W																	

BR = BRUT - BRUT - ROH - BRUT
 AN (X) = ANODISATIE - ANODISE - ELOXIERT - ANODISED
 AN (■) = GELAKT - LAQUE - LACKIERT - LACQUERED -- RAL9006M
 KL = STANDAARDKLEUREN - COULEUR STANDARD - BASIS FARBEN - BASIC COLORS
 GS = GEMOFFELD SPECIAAL - LAQUE SPECIAL - SPECIALFARBE - SPECIAL COLOR
 Z = ZWART - NOIR - SCHWARZ - BLACK
 W = WIT - BLANC - WEISS - WHITE

 GEREEDSCHAP - OUTILLAGE
 WERKZEUG - TOOL
 BEVESTIGING - FIXATION
 BEFESTIGUNG - FIXATION



	Verp. per Emb. par Pack pr.	Einheid Unité Einheit Unit	Toepassing Application Anwendung Application	Kleur Couleur Farbe Color												
 <p>ACMX01602 -Halve cilinder 35 -Demi cylindre 35 -Halbzylinder 35 -Half cylinder 35</p>	1	Stuk Pièce Stück Piece	EL022	<table border="1"> <tr><td>BR</td><td></td></tr> <tr><td>AN</td><td></td></tr> <tr><td>KL</td><td></td></tr> <tr><td>GS</td><td></td></tr> <tr><td>Z</td><td></td></tr> <tr><td>W</td><td></td></tr> </table>	BR		AN		KL		GS		Z		W	
BR																
AN																
KL																
GS																
Z																
W																
 <p>ACMX01604 -Halve cilinder 45 -Demi cylindre 45 -Halbzylinder 45 -Half cylinder 45</p>	1	Stuk Pièce Stück Piece	EI025	<table border="1"> <tr><td>BR</td><td></td></tr> <tr><td>AN</td><td></td></tr> <tr><td>KL</td><td></td></tr> <tr><td>GS</td><td></td></tr> <tr><td>Z</td><td></td></tr> <tr><td>W</td><td></td></tr> </table>	BR		AN		KL		GS		Z		W	
BR																
AN																
KL																
GS																
Z																
W																
 <p>ACMX01612 -Cilinder 30-45 -Cylindre 30-45 -Zylinder 30-45 -Cylinder 30-45</p>	1	Stuk Pièce Stück Piece	EL024 EL025	<table border="1"> <tr><td>BR</td><td></td></tr> <tr><td>AN</td><td></td></tr> <tr><td>KL</td><td></td></tr> <tr><td>GS</td><td></td></tr> <tr><td>Z</td><td></td></tr> <tr><td>W</td><td></td></tr> </table>	BR		AN		KL		GS		Z		W	
BR																
AN																
KL																
GS																
Z																
W																
 <p>ACMX01618 -Cilinder 35/50 -Cylindre 35/50 -Zylinder 35/50 -Cylinder 35/50</p>	1	Stuk Pièce Stück Piece	EL022	<table border="1"> <tr><td>BR</td><td></td></tr> <tr><td>AN</td><td></td></tr> <tr><td>KL</td><td></td></tr> <tr><td>GS</td><td></td></tr> <tr><td>Z</td><td></td></tr> <tr><td>W</td><td></td></tr> </table>	BR		AN		KL		GS		Z		W	
BR																
AN																
KL																
GS																
Z																
W																
 <p>ACMX09700 -Alu-polish -Alu-polish -Alu-polish -Alu-polish</p> <p>750ml</p>	1	Stuk Pièce Stück Piece		<table border="1"> <tr><td>BR</td><td></td></tr> <tr><td>AN</td><td></td></tr> <tr><td>KL</td><td></td></tr> <tr><td>GS</td><td></td></tr> <tr><td>Z</td><td></td></tr> <tr><td>W</td><td></td></tr> </table>	BR		AN		KL		GS		Z		W	
BR																
AN																
KL																
GS																
Z																
W																

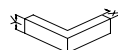
BR = BRUT - BRUT - ROH - BRUT
 AN (X) = ANODISATIE - ANODISE - ELOXIERT - ANODISED
 AN (■) = GELAKT - LAQUE - LACKIERT - LACQUERED -- RAL9006M
 KL = STANDAARDKLEUREN - COULEUR STANDARD - BASIS FARBEN - BASIC COLORS
 GS = GEMOFFELD SPECIAAL - LAQUE SPECIAL - SPECIALFARBE - SPECIAL COLOR
 Z = ZWART - NOIR - SCHWARZ - BLACK
 W = WIT - BLANC - WEISS - WHITE





GEREEDSCHAP - OUTILLAGE
WERKZEUG - TOOL





BEVESTIGING - FIXATION
BEFESTIGUNG - FIXATION



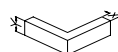
		Verp. per Emb. par Pack pr. Pack pr.	Eenheid Unité Einheit Unit	Toepassing Application Anwendung Application	Kleur Couleur Farbe Color												
	ACMX09761 -Maxi-gloss -Maxi-gloss -Maxi-gloss -Maxi-gloss 500ml	1	Stuk Pièce Stück Pièce		<table border="1"> <tr><td>BR</td><td></td></tr> <tr><td>AN</td><td></td></tr> <tr><td>KL</td><td></td></tr> <tr><td>GS</td><td></td></tr> <tr><td>Z</td><td></td></tr> <tr><td>W</td><td></td></tr> </table>	BR		AN		KL		GS		Z		W	
BR																	
AN																	
KL																	
GS																	
Z																	
W																	
	ACMX09762 -Periodi-clean -Periodi-clean -Periodi-clean -Periodi-clean 500ml	1	Stuk Pièce Stück Pièce		<table border="1"> <tr><td>BR</td><td></td></tr> <tr><td>AN</td><td></td></tr> <tr><td>KL</td><td></td></tr> <tr><td>GS</td><td></td></tr> <tr><td>Z</td><td></td></tr> <tr><td>W</td><td></td></tr> </table>	BR		AN		KL		GS		Z		W	
BR																	
AN																	
KL																	
GS																	
Z																	
W																	
	ACMX09763 -Teflon spray -Teflon spray -Teflon spray -Teflon spray 400ml	1	Stuk Pièce Stück Pièce		<table border="1"> <tr><td>BR</td><td></td></tr> <tr><td>AN</td><td></td></tr> <tr><td>KL</td><td></td></tr> <tr><td>GS</td><td></td></tr> <tr><td>Z</td><td></td></tr> <tr><td>W</td><td></td></tr> </table>	BR		AN		KL		GS		Z		W	
BR																	
AN																	
KL																	
GS																	
Z																	
W																	
	ACMX09764 -Maxi-cleaner -Maxi-cleaner -Maxi-cleaner -Maxi-cleaner 500ml	1	Stuk Pièce Stück Pièce		<table border="1"> <tr><td>BR</td><td></td></tr> <tr><td>AN</td><td></td></tr> <tr><td>KL</td><td></td></tr> <tr><td>GS</td><td></td></tr> <tr><td>Z</td><td></td></tr> <tr><td>W</td><td></td></tr> </table>	BR		AN		KL		GS		Z		W	
BR																	
AN																	
KL																	
GS																	
Z																	
W																	
	ACMX09765 -Glue-cleaner -Glue-cleaner -Glue-cleaner -Glue-cleaner 500ml	1	Stuk Pièce Stück Pièce		<table border="1"> <tr><td>BR</td><td></td></tr> <tr><td>AN</td><td></td></tr> <tr><td>KL</td><td></td></tr> <tr><td>GS</td><td></td></tr> <tr><td>Z</td><td></td></tr> <tr><td>W</td><td></td></tr> </table>	BR		AN		KL		GS		Z		W	
BR																	
AN																	
KL																	
GS																	
Z																	
W																	


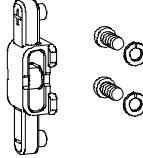

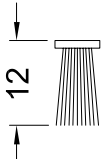

BR = BRUT - BRUT - ROH - BRUT
 AN (X) = ANODISATIE - ANODISE - ELOXIERT - ANODISED
 AN (■) = GELAKT - LAQUE - LACKIERT - LACQUERED -- RAL9006M
 KL = STANDAARDKLEUREN - COULEUR STANDARD - BASIS FARBEN - BASIC COLORS
 GS = GEMOFFELD SPECIAAL - LAQUE SPECIAL - SPECIALFARBE - SPECIAL COLOR
 Z = ZWART - NOIR - SCHWARZ - BLACK
 W = WIT - BLANC - WEISS - WHITE

 GEREEDSCHAP - OUTILLAGE
 WERKZEUG - TOOL
 BEVESTIGING - FIXATION
 BEFESTIGUNG - FIXATION



	Verp. per Emb. par Pack pr.	Einheid Unité Einheit Unit	Toepassing Application Anwendung Application	Kleur Couleur Farbe Color												
 <p>ACMX09766 -Surface activator -Surface activator -Surface activator -Surface activator</p> <p>1l</p>	1	Stuk Pièce Stück Piece		<table border="1"> <tr><td>BR</td><td></td></tr> <tr><td>AN</td><td></td></tr> <tr><td>KL</td><td></td></tr> <tr><td>GS</td><td></td></tr> <tr><td>Z</td><td></td></tr> <tr><td>W</td><td></td></tr> </table>	BR		AN		KL		GS		Z		W	
BR																
AN																
KL																
GS																
Z																
W																
 <p>ACMX09767 -Anti-stone</p> <p>opgepast voor natuursteen en metselwerk attention pour pierre de taille et maçonnerie achtung für Naturstein und Mauerwerk attention for natural stone and bricklaying</p> <p>500ml</p>	1	Stuk Pièce Stück Piece		<table border="1"> <tr><td>BR</td><td></td></tr> <tr><td>AN</td><td></td></tr> <tr><td>KL</td><td></td></tr> <tr><td>GS</td><td></td></tr> <tr><td>Z</td><td></td></tr> <tr><td>W</td><td></td></tr> </table>	BR		AN		KL		GS		Z		W	
BR																
AN																
KL																
GS																
Z																
W																
 <p>ACSB050 -Set sluitpunten onder + boven OR -Points de verrouillage sup. + inf. OF -Riegelstücke zum einklemmen DF -Adjusting lock plates CW</p>	1	Set		<table border="1"> <tr><td>BR</td><td></td></tr> <tr><td>AN</td><td></td></tr> <tr><td>KL</td><td></td></tr> <tr><td>GS</td><td></td></tr> <tr><td>Z</td><td></td></tr> <tr><td>W</td><td></td></tr> </table>	BR		AN		KL		GS		Z		W	
BR																
AN																
KL																
GS																
Z																
W																
 <p>ACSB051 -Oplooblokje -Patin -Auflaufstück -Sloped block</p>	1	Set		<table border="1"> <tr><td>BR</td><td></td></tr> <tr><td>AN</td><td></td></tr> <tr><td>KL</td><td></td></tr> <tr><td>GS</td><td></td></tr> <tr><td>Z</td><td></td></tr> <tr><td>W</td><td></td></tr> </table>	BR		AN		KL		GS		Z		W	
BR																
AN																
KL																
GS																
Z																
W																
 <p>ACSB055 -Stopsluiting dubbele vleugel -Verrouillage double ouvrant -Zentral Verschluss Stulpfenster -Central closure double casement</p>	1	Set		<table border="1"> <tr><td>BR</td><td></td></tr> <tr><td>AN</td><td></td></tr> <tr><td>KL</td><td></td></tr> <tr><td>GS</td><td></td></tr> <tr><td>Z</td><td></td></tr> <tr><td>W</td><td></td></tr> </table>	BR		AN		KL		GS		Z		W	
BR																
AN																
KL																
GS																
Z																
W																



		Verp. per Emb. par Pack pr. Pack pr.	Eenheid Unité Einheit Unit	Toepassing Application Anwendung Application	Kleur Couleur Farbe Color												
	ACSB081 -Kruk draaikipbeslag -Crémone OB -Umschaltgetriebe DK -Handle turn and tilt	1	Stuk Pièce Stück Pièce	EL820	<table border="1"> <tr><td>BR</td><td>X</td></tr> <tr><td>AN</td><td>X</td></tr> <tr><td>KL</td><td>X</td></tr> <tr><td>GS</td><td>X</td></tr> <tr><td>Z</td><td></td></tr> <tr><td>W</td><td></td></tr> </table>	BR	X	AN	X	KL	X	GS	X	Z		W	
BR	X																
AN	X																
KL	X																
GS	X																
Z																	
W																	
	ACSB083 -Meeneemstuk voor draaikipkruk -Pièce d'entraînement OB -Kupplungsflasche DK -Connection piece TT	1	Stuk Pièce Stück Pièce		<table border="1"> <tr><td>BR</td><td></td></tr> <tr><td>AN</td><td></td></tr> <tr><td>KL</td><td></td></tr> <tr><td>GS</td><td></td></tr> <tr><td>Z</td><td></td></tr> <tr><td>W</td><td></td></tr> </table>	BR		AN		KL		GS		Z		W	
BR																	
AN																	
KL																	
GS																	
Z																	
W																	
	ACSB100 -Scharnier -Charnière -Band -Hinge	1	Stuk Pièce Stück Pièce	EL010	<table border="1"> <tr><td>BR</td><td></td></tr> <tr><td>AN</td><td></td></tr> <tr><td>KL</td><td>X</td></tr> <tr><td>GS</td><td>X</td></tr> <tr><td>Z</td><td></td></tr> <tr><td>W</td><td></td></tr> </table>	BR		AN		KL	X	GS	X	Z		W	
BR																	
AN																	
KL	X																
GS	X																
Z																	
W																	
	ACSH033 -Borsteldichting deur -Brosse pour porte -Burstendichtung für Türen -Brush fitting for doors	50	m	EL090	<table border="1"> <tr><td>BR</td><td></td></tr> <tr><td>AN</td><td></td></tr> <tr><td>KL</td><td></td></tr> <tr><td>GS</td><td></td></tr> <tr><td>Z</td><td></td></tr> <tr><td>W</td><td></td></tr> </table>	BR		AN		KL		GS		Z		W	
BR																	
AN																	
KL																	
GS																	
Z																	
W																	
	ACSIL04 -Afdichtingslijmkit voor versteknaden -Joint d'étanchéité pour onglets -Leim für abdichtung -Sealingglue	1	Stuk Pièce Stück Pièce		<table border="1"> <tr><td>BR</td><td></td></tr> <tr><td>AN</td><td></td></tr> <tr><td>KL</td><td></td></tr> <tr><td>GS</td><td></td></tr> <tr><td>Z</td><td>X</td></tr> <tr><td>W</td><td>X</td></tr> </table>	BR		AN		KL		GS		Z	X	W	X
BR																	
AN																	
KL																	
GS																	
Z	X																
W	X																

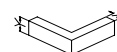
BR = BRUT - BRUT - ROH - BRUT
AN (X) = ANODISATIE - ANODISE - ELOXIERT - ANODISED
AN (■) = GELAKT - LAQUE - LACKIERT - LACQUERED -- RAL9006M
KL = STANDAARDKLEUREN - COULEUR STANDARD - BASIS FARBEN - BASIC COLORS
GS = GEMOFFELD SPECIAAL - LAQUE SPECIAL - SPECIALFARBE - SPECIAL COLOR
Z = ZWART - NOIR - SCHWARZ - BLACK
W = WIT - BLANC - WEISS - WHITE




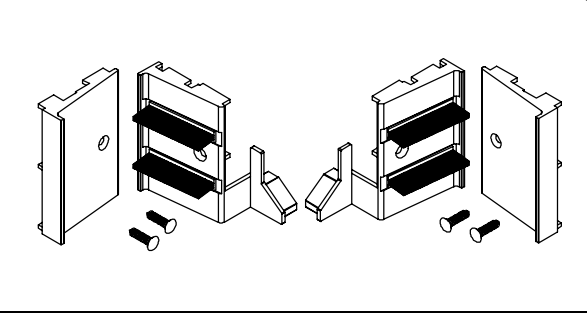

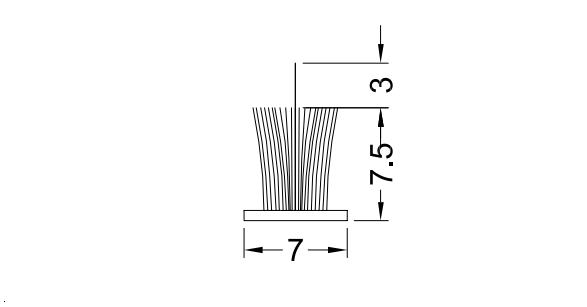


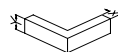
GEREEDSCHAP - OUTILLAGE
WERKZEUG - TOOL








BEVESTIGING - FIXATION
BEFESTIGUNG - FIXATION



	Verp. per Emb. par Pack pr.	Einheid Unité Einheit Unit	Toepassing Application Anwendung Application	Kleur Couleur Farbe Color												
 <p>ACSIL08</p> <ul style="list-style-type: none"> -Siliconenpomp -Pistolet doseur pour les tubes silicones -Handkartuschenpistole für die verarbeitung von silikonen und leime -Silicone gun 	1	Stuk Pièce Stück Piece		<table border="1"> <tr><td>BR</td><td></td></tr> <tr><td>AN</td><td></td></tr> <tr><td>KL</td><td></td></tr> <tr><td>GS</td><td></td></tr> <tr><td>Z</td><td></td></tr> <tr><td>W</td><td></td></tr> </table>	BR		AN		KL		GS		Z		W	
BR																
AN																
KL																
GS																
Z																
W																
 <p>ACSIL013</p> <ul style="list-style-type: none"> -Lijm voor verstekhoek -Colle pour onglet -Kleber für gehrung -Glue for mitre 	1	Stuk Pièce Stück Piece		<table border="1"> <tr><td>BR</td><td></td></tr> <tr><td>AN</td><td></td></tr> <tr><td>KL</td><td></td></tr> <tr><td>GS</td><td></td></tr> <tr><td>Z</td><td></td></tr> <tr><td>W</td><td></td></tr> </table>	BR		AN		KL		GS		Z		W	
BR																
AN																
KL																
GS																
Z																
W																
 <p>ACSIL014</p> <ul style="list-style-type: none"> -Anticorro - beschermingsproduct -Anticorro - produit de protection -Anticorro - schutzprodukt -Anticorro - protection product <p>500ml</p>	1	Stuk Pièce Stück Piece		<table border="1"> <tr><td>BR</td><td></td></tr> <tr><td>AN</td><td></td></tr> <tr><td>KL</td><td></td></tr> <tr><td>GS</td><td></td></tr> <tr><td>Z</td><td></td></tr> <tr><td>W</td><td></td></tr> </table>	BR		AN		KL		GS		Z		W	
BR																
AN																
KL																
GS																
Z																
W																
 <p>ACTL443</p> <ul style="list-style-type: none"> -Sluitstukje voor enkele deur -Pièce d'étanchéité pour porte simple -Türabschluss für 1 Flügel -Closer section for single door <p> ACVG65 / ACVL150</p>	1	Set	EL022	<table border="1"> <tr><td>BR</td><td></td></tr> <tr><td>AN</td><td></td></tr> <tr><td>KL</td><td></td></tr> <tr><td>GS</td><td></td></tr> <tr><td>Z</td><td></td></tr> <tr><td>W</td><td></td></tr> </table>	BR		AN		KL		GS		Z		W	
BR																
AN																
KL																
GS																
Z																
W																
 <p>ACVG22</p> <ul style="list-style-type: none"> -Borstelafdichting 7.5mm + 3mm -Brosse 7.5mm + 3mm -Burstendichtung 7.5mm + 3mm -Brush fitting 7.5mm + 3mm 	100	m	EL082 EL083 EL087	<table border="1"> <tr><td>BR</td><td></td></tr> <tr><td>AN</td><td></td></tr> <tr><td>KL</td><td></td></tr> <tr><td>GS</td><td></td></tr> <tr><td>Z</td><td></td></tr> <tr><td>W</td><td></td></tr> </table>	BR		AN		KL		GS		Z		W	
BR																
AN																
KL																
GS																
Z																
W																



		Verp. per Emb. par Pack pr. Pack pr.	Eenheid Unité Einheit Unit	Toepassing Application Anwendung Application	Kleur Couleur Farbe Color												
	ACVG31 -Beglazingsrubber buiten 3mm -Joint de vitrage extérieur 3mm -Glasanlage-Dichtung 3mm -Glazing gasket outside 3mm	200	m	EL010 EL011 EL013 EL022 EL024 EL025 EL031 EL035	<table border="1"> <tr><td>BR</td><td></td></tr> <tr><td>AN</td><td></td></tr> <tr><td>KL</td><td></td></tr> <tr><td>GS</td><td></td></tr> <tr><td>Z</td><td></td></tr> <tr><td>W</td><td></td></tr> </table>	BR		AN		KL		GS		Z		W	
BR																	
AN																	
KL																	
GS																	
Z																	
W																	
	ACVG31N -Beglazingsrubber buiten 3mm ronddraaiend -Joint de vitrage extérieur 3mm tournant -Glasanlage-Dichtung 3mm herumdrehend -Glazing gasket outside 3mm rotated	200	m	EL010 EL011 EL013 EL022 EL024 EL025 EL031 EL035	<table border="1"> <tr><td>BR</td><td></td></tr> <tr><td>AN</td><td></td></tr> <tr><td>KL</td><td></td></tr> <tr><td>GS</td><td></td></tr> <tr><td>Z</td><td></td></tr> <tr><td>W</td><td></td></tr> </table>	BR		AN		KL		GS		Z		W	
BR																	
AN																	
KL																	
GS																	
Z																	
W																	
	ACVG32 -Beglazingsrubber 3mm -Joint de vitrage 3mm -Glasdichtung 3mm -Glazing gasket 3mm	100	m	VL62	<table border="1"> <tr><td>BR</td><td></td></tr> <tr><td>AN</td><td></td></tr> <tr><td>KL</td><td></td></tr> <tr><td>GS</td><td></td></tr> <tr><td>Z</td><td></td></tr> <tr><td>W</td><td></td></tr> </table>	BR		AN		KL		GS		Z		W	
BR																	
AN																	
KL																	
GS																	
Z																	
W																	
	ACVG32N -Beglazingsrubber 3mm ronddraaiend -Joint de vitrage 3mm tournant -Glasdichtung 3mm herumdrehend -Glazing gasket 3mm rotated	100	m	VL62	<table border="1"> <tr><td>BR</td><td></td></tr> <tr><td>AN</td><td></td></tr> <tr><td>KL</td><td></td></tr> <tr><td>GS</td><td></td></tr> <tr><td>Z</td><td></td></tr> <tr><td>W</td><td></td></tr> </table>	BR		AN		KL		GS		Z		W	
BR																	
AN																	
KL																	
GS																	
Z																	
W																	
	ACVG33 -Beglazingsrubber 4mm -Joint de vitrage 4mm -Glasdichtung 4mm -Glazing gasket 4mm	100	m	VL62	<table border="1"> <tr><td>BR</td><td></td></tr> <tr><td>AN</td><td></td></tr> <tr><td>KL</td><td></td></tr> <tr><td>GS</td><td></td></tr> <tr><td>Z</td><td></td></tr> <tr><td>W</td><td></td></tr> </table>	BR		AN		KL		GS		Z		W	
BR																	
AN																	
KL																	
GS																	
Z																	
W																	

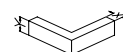
BR = BRUT - BRUT - ROH - BRUT
AN (X) = ANODISATIE - ANODISE - ELOXIERT - ANODISED
AN (■) = GELAKT - LAQUE - LACKIERT - LACQUERED -- RAL9006M
KL = STANDAARDKLEUREN - COULEUR STANDARD - BASIS FARBEN - BASIC COLORS
GS = GEMOFFELD SPECIAAL - LAQUE SPECIAL - SPECIALFARBE - SPECIAL COLOR
Z = ZWART - NOIR - SCHWARZ - BLACK
W = WIT - BLANC - WEISS - WHITE









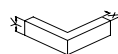
GEREEDSCHAP - OUTILLAGE
WERKZEUG - TOOL

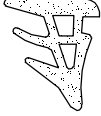




BEVESTIGING - FIXATION
BEFESTIGUNG - FIXATION





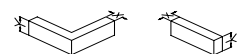
		Verp. per Emb. par Pack pr.	Einheid Unité Einheit Unit	Toepassing Application Anwendung Application	Kleur Couleur Farbe Color												
	ACVG33N -Beglazingsrubber 4mm ronddraaiend -Joint de vitrage 4mm tournant -Glasdichtung 4mm herumdrehend -Glazing gasket 4mm rotated	100	m	VL62	<table border="1"> <tr><td>BR</td><td></td></tr> <tr><td>AN</td><td></td></tr> <tr><td>KL</td><td></td></tr> <tr><td>GS</td><td></td></tr> <tr><td>Z</td><td></td></tr> <tr><td>W</td><td></td></tr> </table>	BR		AN		KL		GS		Z		W	
BR																	
AN																	
KL																	
GS																	
Z																	
W																	
	ACVG34 -Beglazingsrubber 5mm -Joint de vitrage 5mm -Glasdichtung 5mm -Glazing gasket 5mm	100	m	EL501 VL62	<table border="1"> <tr><td>BR</td><td></td></tr> <tr><td>AN</td><td></td></tr> <tr><td>KL</td><td></td></tr> <tr><td>GS</td><td></td></tr> <tr><td>Z</td><td></td></tr> <tr><td>W</td><td></td></tr> </table>	BR		AN		KL		GS		Z		W	
BR																	
AN																	
KL																	
GS																	
Z																	
W																	
	ACVG34N -Beglazingsrubber 5mm ronddraaiend -Joint de vitrage 5mm tournant -Glasdichtung 5mm herumdrehend -Glazing gasket 5mm rotated	100	m	EL501 VL62	<table border="1"> <tr><td>BR</td><td></td></tr> <tr><td>AN</td><td></td></tr> <tr><td>KL</td><td></td></tr> <tr><td>GS</td><td></td></tr> <tr><td>Z</td><td></td></tr> <tr><td>W</td><td></td></tr> </table>	BR		AN		KL		GS		Z		W	
BR																	
AN																	
KL																	
GS																	
Z																	
W																	
	ACVG45 -Afdekkapje waterafvoer -Capuchon écoulement d'eau -Abdeckkappe entwässerung -Drain hole cover	1	Stuk Pièce Stück Piece	EL010 EL011	<table border="1"> <tr><td>BR</td><td></td></tr> <tr><td>AN</td><td></td></tr> <tr><td>KL</td><td>X</td></tr> <tr><td>GS</td><td></td></tr> <tr><td>Z</td><td>X</td></tr> <tr><td>W</td><td></td></tr> </table>	BR		AN		KL	X	GS		Z	X	W	
BR																	
AN																	
KL	X																
GS																	
Z	X																
W																	
	ACVG48 -Stootbuffer -Butée -Buffer -Stopper	1	Stuk Pièce Stück Piece	EL011	<table border="1"> <tr><td>BR</td><td>X</td></tr> <tr><td>AN</td><td>X</td></tr> <tr><td>KL</td><td>X</td></tr> <tr><td>GS</td><td>X</td></tr> <tr><td>Z</td><td></td></tr> <tr><td>W</td><td></td></tr> </table>	BR	X	AN	X	KL	X	GS	X	Z		W	
BR	X																
AN	X																
KL	X																
GS	X																
Z																	
W																	
	 ACVG51																







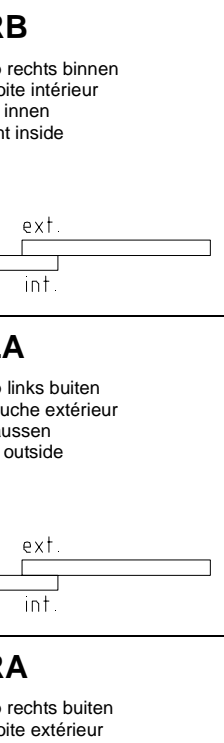

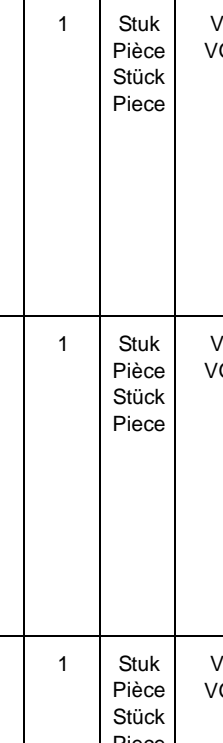
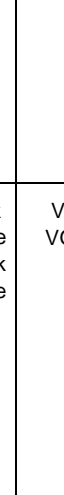


		Verp. per Emb. par Pack pr. Pack pr.	Eenheid Unité Einheit Unit	Toepassing Application Anwendung Application	Kleur Couleur Farbe Color												
	ACVG49 -Beglazingsrubber 6-8mm -Joint de vitrage 6-8mm -Glasdichtung 6-8mm -Glazing gasket 6-8mm	100	m	VL62	<table border="1"> <tr><td>BR</td><td></td></tr> <tr><td>AN</td><td></td></tr> <tr><td>KL</td><td></td></tr> <tr><td>GS</td><td></td></tr> <tr><td>Z</td><td></td></tr> <tr><td>W</td><td></td></tr> </table>	BR		AN		KL		GS		Z		W	
BR																	
AN																	
KL																	
GS																	
Z																	
W																	
	ACVG51 -Schroef -Vis -Schraube -Screw	200	Stuk Pièce Stück Piece	ACVG48	<table border="1"> <tr><td>BR</td><td></td></tr> <tr><td>AN</td><td></td></tr> <tr><td>KL</td><td></td></tr> <tr><td>GS</td><td></td></tr> <tr><td>Z</td><td></td></tr> <tr><td>W</td><td></td></tr> </table>	BR		AN		KL		GS		Z		W	
BR																	
AN																	
KL																	
GS																	
Z																	
W																	
	ACVG65 -Zeskantsleutel 2.5mm -Clé à six pans 2.5mm -Sechskantschlüssel 2.5mm -T-handle hexagon key 2.5mm	1	Stuk Pièce Stück Piece	ACTL443 ACVL027	<table border="1"> <tr><td>BR</td><td></td></tr> <tr><td>AN</td><td></td></tr> <tr><td>KL</td><td></td></tr> <tr><td>GS</td><td></td></tr> <tr><td>Z</td><td></td></tr> <tr><td>W</td><td></td></tr> </table>	BR		AN		KL		GS		Z		W	
BR																	
AN																	
KL																	
GS																	
Z																	
W																	
	ACVG66 -Zeskantsleutel 3mm -Clé à six pans 3mm -Sechskantschlüssel 3mm -T-handle hexagon key 3mm	1	Stuk Pièce Stück Piece	ACELO11 ACELO13 ACELO15A ACELO17	<table border="1"> <tr><td>BR</td><td></td></tr> <tr><td>AN</td><td></td></tr> <tr><td>KL</td><td></td></tr> <tr><td>GS</td><td></td></tr> <tr><td>Z</td><td></td></tr> <tr><td>W</td><td></td></tr> </table>	BR		AN		KL		GS		Z		W	
BR																	
AN																	
KL																	
GS																	
Z																	
W																	
	ACVG69LB -Ronde handgreep links binnen -Poignée ronde gauche intérieur -Runde griff links innen -Round handle left inside	1	Stuk Pièce Stück Piece	VG20 VG820	<table border="1"> <tr><td>BR</td><td>X</td></tr> <tr><td>AN</td><td></td></tr> <tr><td>KL</td><td>X</td></tr> <tr><td>GS</td><td>X</td></tr> <tr><td>Z</td><td></td></tr> <tr><td>W</td><td></td></tr> </table>	BR	X	AN		KL	X	GS	X	Z		W	
BR	X																
AN																	
KL	X																
GS	X																
Z																	
W																	
																	

BR = BRUT - BRUT - ROH - BRUT
 AN (X) = ANODISATIE - ANODISE - ELOXIERT - ANODISED
 AN (■) = GELAKT - LAQUE - LACKIERT - LACQUERED -- RAL9006M
 KL = STANDAARDKLEUREN - COULEUR STANDARD - BASIS FARBEN - BASIC COLORS
 GS = GEMOFFELD SPECIAAL - LAQUE SPECIAL - SPECIALFARBE - SPECIAL COLOR
 Z = ZWART - NOIR - SCHWARZ - BLACK
 W = WIT - BLANC - WEISS - WHITE

 GEREEDSCHAP - OUTILLAGE
 WERKZEUG - TOOL
 BEVESTIGING - FIXATION
 BEFESTIGUNG - FIXATION



		Verp. per Emb. par Pack pr.	Einheid Unité Einheit Unit	Toepassing Application Anwendung Application	Kleur Couleur Farbe Color												
	<p>ACVG69RB</p> <p>-Ronde handgreep rechts binnen -Poignée ronde droite intérieur -Runde griff rechts innen -Round handle right inside</p> 	1	Stuk Pièce Stück Piece	VG20 VG820	<table border="1"> <tr><td>BR</td><td>X</td></tr> <tr><td>AN</td><td>■</td></tr> <tr><td>KL</td><td>X</td></tr> <tr><td>GS</td><td>X</td></tr> <tr><td>Z</td><td></td></tr> <tr><td>W</td><td></td></tr> </table>	BR	X	AN	■	KL	X	GS	X	Z		W	
BR	X																
AN	■																
KL	X																
GS	X																
Z																	
W																	
	<p>ACVG70LA</p> <p>-Ronde handgreep links buiten -Poignée ronde gauche extérieur -Runde griff links aussen -Round handle left outside</p> 	1	Stuk Pièce Stück Piece	VG20 VG820	<table border="1"> <tr><td>BR</td><td>X</td></tr> <tr><td>AN</td><td>■</td></tr> <tr><td>KL</td><td>X</td></tr> <tr><td>GS</td><td>X</td></tr> <tr><td>Z</td><td></td></tr> <tr><td>W</td><td></td></tr> </table>	BR	X	AN	■	KL	X	GS	X	Z		W	
BR	X																
AN	■																
KL	X																
GS	X																
Z																	
W																	
	<p>ACVG70RA</p> <p>-Ronde handgreep rechts buiten -Poignée ronde droite extérieur -Runde griff rechts aussen -Round handle right outside</p> 	1	Stuk Pièce Stück Piece	VG20 VG820	<table border="1"> <tr><td>BR</td><td>X</td></tr> <tr><td>AN</td><td>■</td></tr> <tr><td>KL</td><td>X</td></tr> <tr><td>GS</td><td>X</td></tr> <tr><td>Z</td><td></td></tr> <tr><td>W</td><td></td></tr> </table>	BR	X	AN	■	KL	X	GS	X	Z		W	
BR	X																
AN	■																
KL	X																
GS	X																
Z																	
W																	
	<p>ACVG71LB</p> <p>-Ronde handgreep links binnen -Poignée ronde gauche intérieur -Runde griff links innen -Round handle left inside</p> 	1	Stuk Pièce Stück Piece	VG20 VG820	<table border="1"> <tr><td>BR</td><td>X</td></tr> <tr><td>AN</td><td>■</td></tr> <tr><td>KL</td><td>X</td></tr> <tr><td>GS</td><td>X</td></tr> <tr><td>Z</td><td></td></tr> <tr><td>W</td><td></td></tr> </table>	BR	X	AN	■	KL	X	GS	X	Z		W	
BR	X																
AN	■																
KL	X																
GS	X																
Z																	
W																	
	<p>ACVG71RB</p> <p>-Ronde handgreep rechts binnen -Poignée ronde droite intérieur -Runde griff rechts innen -Round handle right inside</p> 	1	Stuk Pièce Stück Piece	VG20 VG820	<table border="1"> <tr><td>BR</td><td>X</td></tr> <tr><td>AN</td><td>■</td></tr> <tr><td>KL</td><td>X</td></tr> <tr><td>GS</td><td>X</td></tr> <tr><td>Z</td><td></td></tr> <tr><td>W</td><td></td></tr> </table>	BR	X	AN	■	KL	X	GS	X	Z		W	
BR	X																
AN	■																
KL	X																
GS	X																
Z																	
W																	

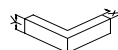
BR = BRUT - BRUT - ROH - BRUT
 AN (X) = ANODISATIE - ANODISE - ELOXIERT - ANODISED
 AN (■) = GELAKT - LAQUE - LACKIERT - LACQUERED -- RAL9006M
 KL = STANDAARDKLEUREN - COULEUR STANDARD - BASIS FARBEN - BASIC COLORS
 GS = GEMOFFELD SPECIAAL - LAQUE SPECIAL - SPECIALFARBE - SPECIAL COLOR
 Z = ZWART - NOIR - SCHWARZ - BLACK
 W = WIT - BLANC - WEISS - WHITE


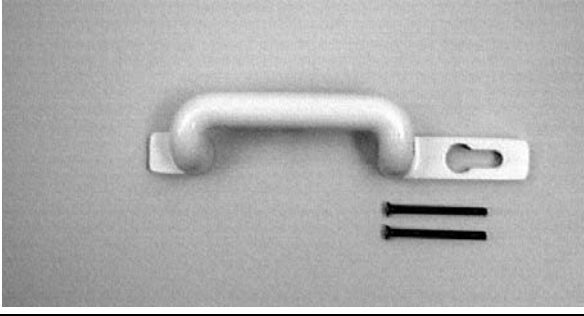

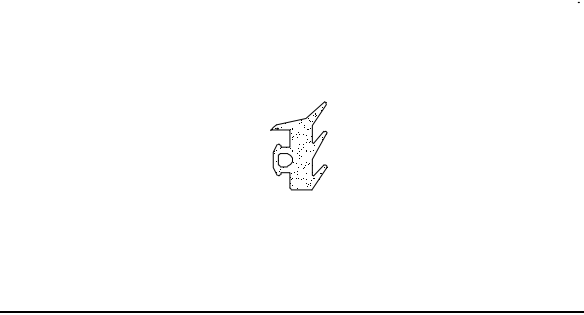
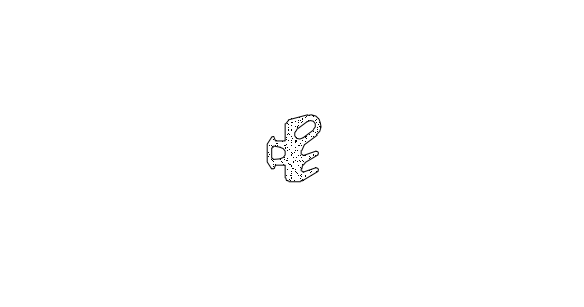


GEREEDSCHAP - OUTILLAGE
WERKZEUG - TOOL



BEVESTIGING - FIXATION
BEFESTIGUNG - FIXATION



		Verp. per Emb. par Pack pr. Pack pr.	Eenheid Unité Einheit Unit	Toepassing Application Anwendung Application	Kleur Couleur Farbe Color												
	ACVG72LA -Ronde handgreep links buiten -Poignée ronde gauche extérieur -Runde griff links aussen -Round handle left outside	1	Stuk Pièce Stück Pièce	VG20 VG820	<table border="1"> <tr><td>BR</td><td>X</td></tr> <tr><td>AN</td><td>■</td></tr> <tr><td>KL</td><td>X</td></tr> <tr><td>GS</td><td>X</td></tr> <tr><td>Z</td><td></td></tr> <tr><td>W</td><td></td></tr> </table>	BR	X	AN	■	KL	X	GS	X	Z		W	
BR	X																
AN	■																
KL	X																
GS	X																
Z																	
W																	
	ACVG72RA -Ronde handgreep rechts buiten -Poignée ronde droite extérieur -Runde griff rechts aussen -Round handle right outside	1	Stuk Pièce Stück Pièce	VG20 VG820	<table border="1"> <tr><td>BR</td><td>X</td></tr> <tr><td>AN</td><td>■</td></tr> <tr><td>KL</td><td>X</td></tr> <tr><td>GS</td><td>X</td></tr> <tr><td>Z</td><td></td></tr> <tr><td>W</td><td></td></tr> </table>	BR	X	AN	■	KL	X	GS	X	Z		W	
BR	X																
AN	■																
KL	X																
GS	X																
Z																	
W																	
	ACVG74 -Cilinder 30/30 -Cylindre 30/30 -Zylinder 30/30 -Cylinder 30/30	1	Stuk Pièce Stück Pièce	ACELO73	<table border="1"> <tr><td>BR</td><td></td></tr> <tr><td>AN</td><td></td></tr> <tr><td>KL</td><td></td></tr> <tr><td>GS</td><td></td></tr> <tr><td>Z</td><td></td></tr> <tr><td>W</td><td></td></tr> </table>	BR		AN		KL		GS		Z		W	
BR																	
AN																	
KL																	
GS																	
Z																	
W																	
	ACVG131 -Beglazingsrubber buiten 4mm -Joint de vitrage extérieur 4mm -Glasanlage-Dichtung 4mm -Glazing gasket outside 4mm	100	m	EL010 EL011 EL013 EL022 EL024 EL025 EL031 EL035	<table border="1"> <tr><td>BR</td><td></td></tr> <tr><td>AN</td><td></td></tr> <tr><td>KL</td><td></td></tr> <tr><td>GS</td><td></td></tr> <tr><td>Z</td><td></td></tr> <tr><td>W</td><td></td></tr> </table>	BR		AN		KL		GS		Z		W	
BR																	
AN																	
KL																	
GS																	
Z																	
W																	
	ACVG131N -Beglazingsrubber buiten 4mm ronddraaiend -Joint de vitrage extérieur 4mm tournant -Glasanlage-Dichtung 4mm herumdrehend -Glazing gasket outside 4mm rotated	100	m	EL010 EL011 EL013 EL022 EL024 EL025 EL031 EL035	<table border="1"> <tr><td>BR</td><td></td></tr> <tr><td>AN</td><td></td></tr> <tr><td>KL</td><td></td></tr> <tr><td>GS</td><td></td></tr> <tr><td>Z</td><td></td></tr> <tr><td>W</td><td></td></tr> </table>	BR		AN		KL		GS		Z		W	
BR																	
AN																	
KL																	
GS																	
Z																	
W																	

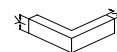
BR = BRUT - BRUT - ROH - BRUT
AN (X) = ANODISATIE - ANODISE - ELOXIERT - ANODISED
AN (■) = GELAKT - LAQUE - LACKIERT - LACQUERED -- RAL9006M
KL = STANDAARDKLEUREN - COULEUR STANDARD - BASIS FARBEN - BASIC COLORS
GS = GEMOFFELD SPECIAAL - LAQUE SPECIAL - SPECIALFARBE - SPECIAL COLOR
Z = ZWART - NOIR - SCHWARZ - BLACK
W = WIT - BLANC - WEISS - WHITE



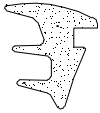




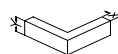
GEREEDSCHAP - OUTILLAGE
WERKZEUG - TOOL











BEVESTIGING - FIXATION
BEFESTIGUNG - FIXATION



		Verp. per Emb. par Pack pr. Pack pr.	Eenheid Unité Einheit Unit	Toepassing Application Anwendung Application	Kleur Couleur Farbe Color
	ACVG231 -Beglazingsrubber buiten 2mm -Joint de vitrage extérieur 2mm -Glasanlage-Dichtung 2mm -Glazing gasket outside 2mm	200	m	EL010 EL011 EL013 EL022 EL024 EL025 EL031 EL035	BR AN KL GS Z W
	ACVG231N -Beglazingsrubber buiten 2mm ronddraaiend -Joint de vitrage extérieur 2mm tournant -Glasanlage-Dichtung 2mm herumdrehend -Glazing gasket outside 2mm rotated	200	m	EL010 EL011 EL013 EL022 EL024 EL025 EL031 EL035	BR AN KL GS Z W
	ACVG340 -Beglazingsrubber 6mm -Joint de vitrage 6mm -Glasdichtung 6mm -Glazing gasket 6mm	200	m	VL62	BR AN KL GS Z W
	ACVG340N -Beglazingsrubber 6mm ronddraaiend -Joint de vitrage 6mm tournant -Glasdichtung 6mm herumdrehend -Glazing gasket 6mm rotated	100	m	VL62	BR AN KL GS Z W
 X=15mm Y=27mm	ACVL010 -Pershoek -Clame à presser -Eckverbinder Stanzbar -Clamping corner	1 48	Stuk Pièce Stück Piece	EL835	BR AN KL GS Z W



		Verp. per Emb. par Pack pr. Pack pr.	Eenheid Unité Einheit Unit	Toepassing Application Anwendung Application	Kleur Couleur Farbe Color											
 <p>ACVL011 -Schroefhoek -Clame à visser -Eckverbinder Schraubbar -Square coupling joint</p> <p>X=15mm Y=27mm</p>  ACVG66	1 48	Stuk Pièce Stück Pièce	EL835	<table border="1"> <tr><td>BR</td><td></td></tr> <tr><td>AN</td><td></td></tr> <tr><td>KL</td><td></td></tr> <tr><td>GS</td><td></td></tr> <tr><td>Z</td><td></td></tr> <tr><td>W</td><td></td></tr> </table>	BR		AN		KL		GS		Z		W	
BR																
AN																
KL																
GS																
Z																
W																
 <p>ACVL012 -Pershoek -Clame à presser -Eckverbinder Stanzbar -Clamping corner</p> <p>X=41mm Y=26mm</p>	1 24	Stuk Pièce Stück Pièce	EL831	<table border="1"> <tr><td>BR</td><td></td></tr> <tr><td>AN</td><td></td></tr> <tr><td>KL</td><td></td></tr> <tr><td>GS</td><td></td></tr> <tr><td>Z</td><td></td></tr> <tr><td>W</td><td></td></tr> </table>	BR		AN		KL		GS		Z		W	
BR																
AN																
KL																
GS																
Z																
W																
 <p>ACVL013 -Schroefhoek -Clame à visser -Eckverbinder Schraubbar -Square coupling joint</p> <p>X=41mm Y=26mm</p>  ACVG66	1 24	Stuk Pièce Stück Pièce	EL831	<table border="1"> <tr><td>BR</td><td></td></tr> <tr><td>AN</td><td></td></tr> <tr><td>KL</td><td></td></tr> <tr><td>GS</td><td></td></tr> <tr><td>Z</td><td></td></tr> <tr><td>W</td><td></td></tr> </table>	BR		AN		KL		GS		Z		W	
BR																
AN																
KL																
GS																
Z																
W																
 <p>ACVL014 -Pershoek -Clame à presser -Eckverbinder Stanzbar -Clamping corner</p> <p>X=15mm Y=29mm</p>	1 48	Stuk Pièce Stück Pièce	EL820	<table border="1"> <tr><td>BR</td><td></td></tr> <tr><td>AN</td><td></td></tr> <tr><td>KL</td><td></td></tr> <tr><td>GS</td><td></td></tr> <tr><td>Z</td><td></td></tr> <tr><td>W</td><td></td></tr> </table>	BR		AN		KL		GS		Z		W	
BR																
AN																
KL																
GS																
Z																
W																
 <p>ACVL015 -Schroefhoek -Clame à visser -Eckverbinder Schraubbar -Square coupling joint</p> <p>X=15mm Y=29mm</p>  ACVG66	1 48	Stuk Pièce Stück Pièce	EL820	<table border="1"> <tr><td>BR</td><td></td></tr> <tr><td>AN</td><td></td></tr> <tr><td>KL</td><td></td></tr> <tr><td>GS</td><td></td></tr> <tr><td>Z</td><td></td></tr> <tr><td>W</td><td></td></tr> </table>	BR		AN		KL		GS		Z		W	
BR																
AN																
KL																
GS																
Z																
W																

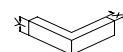
BR = BRUT - BRUT - ROH - BRUT
AN (X) = ANODISATIE - ANODISE - ELOXIERT - ANODISED
AN (■) = GELAKT - LAQUE - LACKIERT - LACQUERED -- RAL9006M
KL = STANDAARDKLEUREN - COULEUR STANDARD - BASIS FARBEN - BASIC COLORS
GS = GEMOFFELD SPECIAAL - LAQUE SPECIAL - SPECIALFARBE - SPECIAL COLOR
Z = ZWART - NOIR - SCHWARZ - BLACK
W = WIT - BLANC - WEISS - WHITE








GEREEDSCHAP - OUTILLAGE
WERKZEUG - TOOL





BEVESTIGING - FIXATION
BEFESTIGUNG - FIXATION





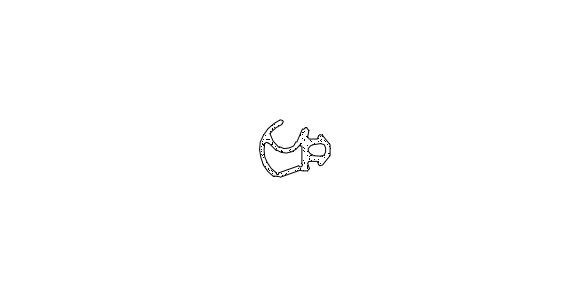


		Verp. per Emb. par Pack pr.	Einheid Unité Einheit Unit	Toepassing Application Anwendung Application	Kleur Couleur Farbe Color
	ACVL020 -Verstekhoekje in inox -Equerre de jonction en inox -Eckverstärkung in Inox -Framing square in stainless steel	1	Stuk Pièce Stück Pièce	EL010 EL011 EL013 EL022 EL024 EL025 EL031 EL820	BR AN KL GS Z W
	ACVL020B -Verstekhoekje in kunststof -Equerre de jonction en plastique -Eckverstärkung in plastik -Framing square in plastic	1	Stuk Pièce Stück Pièce	EL010 EL011 EL013 EL022 EL024 EL025 EL031 EL820	BR AN KL GS Z W
 X=15mm Y=29mm	ACVL022 -Variabele hoek -Clame variable -Verstelbare Eckverbinder -Adjustable bracket ACVL163 ACVL150	1 24	Stuk Pièce Stück Pièce	EL820	BR AN KL GS Z W
 X=15mm Y=27mm	ACVL025N -T-verbinding -Assemblage-T -T-verbinder -Connecting bracket ACVG66 ACVL150	1 24	Stuk Pièce Stück Pièce	EL835	BR AN KL GS Z W
 X=41mm Y=27mm	ACVL026 -T-verbinding -Assemblage-T -T-verbinder -Connecting bracket ACVG66 ACVL150	1 24	Stuk Pièce Stück Pièce	EL831	BR AN KL GS Z W

BR = BRUT - BRUT - ROH - BRUT
 AN (X) = ANODISATIE - ANODISE - ELOXIERT - ANODISED
 AN (■) = GELAKT - LAQUE - LACKIERT - LACQUERED -- RAL9006M
 KL = STANDAARDKLEUREN - COULEUR STANDARD - BASIS FARBEN - BASIC COLORS
 GS = GEMOFFELD SPECIAAL - LAQUE SPECIAL - SPECIALFARBE - SPECIAL COLOR
 Z = ZWART - NOIR - SCHWARZ - BLACK
 W = WIT - BLANC - WEISS - WHITE

 GEREEDSCHAP - OUTILLAGE
 WERKZEUG - TOOL
 BEVESTIGING - FIXATION
 BEFESTIGUNG - FIXATION



		Verp. per Emb. par Pack pr. Pack pr.	Eenheid Unité Einheit Unit	Toepassing Application Anwendung Application	Kleur Couleur Farbe Color
	ACVL027 -Variabele T-verbinding -Assemblage-T variable -Verstelbare T-verbinder -Adjustable connecting bracket  ACVG65 ACVL164 ACVL150 X=15mm Y=27mm	1 24	Stuk Pièce Stück Pièce	EL831 EL835	BR <input type="checkbox"/> AN <input type="checkbox"/> KL <input type="checkbox"/> GS <input type="checkbox"/> Z <input type="checkbox"/> W <input type="checkbox"/>
	ACVL029 -Verstevigingsstukje voor T-verbinder -Pièce renforcement pour assemblage-T -Verstärkung stück für T-verbinder -Strengthening piece for connecting bracket	1	Stuk Pièce Stück Pièce	EL013 EL030 EL031	BR <input type="checkbox"/> AN <input type="checkbox"/> KL <input type="checkbox"/> GS <input type="checkbox"/> Z <input type="checkbox"/> W <input type="checkbox"/>
	ACVL030 -Middendichting -Joint central -Mitteldichtung -Central gasket	100	m	EL010 EL840	BR <input type="checkbox"/> AN <input type="checkbox"/> KL <input type="checkbox"/> GS <input type="checkbox"/> Z <input type="checkbox"/> W <input type="checkbox"/>
	ACVL031 -Aanslagdichting ramen -Joint pour fenêtres -Flügeldichtung Rahmen -Gasket for windows	100	m	EL022 EL820	BR <input type="checkbox"/> AN <input type="checkbox"/> KL <input type="checkbox"/> GS <input type="checkbox"/> Z <input type="checkbox"/> W <input type="checkbox"/>
	ACVL031N -Aanslagdichting ramen ronddraaiend -Joint pour fenêtres tournant -Flügeldichtung Rahmen herumdrehend -Gasket for windows rotated	100	m	EL022 EL820	BR <input type="checkbox"/> AN <input type="checkbox"/> KL <input type="checkbox"/> GS <input type="checkbox"/> Z <input type="checkbox"/> W <input type="checkbox"/>

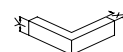
BR = BRUT - BRUT - ROH - BRUT
 AN (X) = ANODISATIE - ANODISE - ELOXIERT - ANODISED
 AN (■) = GELAKT - LAQUE - LACKIERT - LACQUERED -- RAL9006M
 KL = STANDAARDKLEUREN - COULEUR STANDARD - BASIS FARBEN - BASIC COLORS
 GS = GEMOFFELD SPECIAAL - LAQUE SPECIAL - SPECIALFARBE - SPECIAL COLOR
 Z = ZWART - NOIR - SCHWARZ - BLACK
 W = WIT - BLANC - WEISS - WHITE

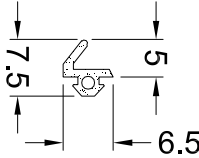

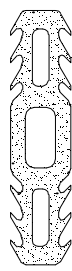




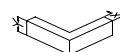
GEREEDSCHAP - OUTILLAGE
 WERKZEUG - TOOL








BEVESTIGING - FIXATION
 BEFESTIGUNG - FIXATION





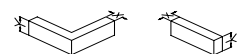
	Verp. per Emb. par Pack pr.	Einheid Unité Einheit Unit	Toepassing Application Anwendung Application	Kleur Couleur Farbe Color												
 <p>ACVL032 -Aanslagdichting deuren -Joint pour portes -Flügelichtung Türen -Gasket for doors</p>	100	m	EL011 EL014 EL024 EL025 EL045	<table border="1"> <tr><td>BR</td><td></td></tr> <tr><td>AN</td><td></td></tr> <tr><td>KL</td><td></td></tr> <tr><td>GS</td><td></td></tr> <tr><td>Z</td><td></td></tr> <tr><td>W</td><td></td></tr> </table>	BR		AN		KL		GS		Z		W	
BR																
AN																
KL																
GS																
Z																
W																
 <p>ACVL032N -Aanslagdichting deuren ronddraaiend -Joint pour portes tournant -Flügelichtung Türen herumdrehend -Gasket for doors rotated</p>	100	m	EL011 EL014 EL024 EL025 EL045	<table border="1"> <tr><td>BR</td><td></td></tr> <tr><td>AN</td><td></td></tr> <tr><td>KL</td><td></td></tr> <tr><td>GS</td><td></td></tr> <tr><td>Z</td><td></td></tr> <tr><td>W</td><td></td></tr> </table>	BR		AN		KL		GS		Z		W	
BR																
AN																
KL																
GS																
Z																
W																
 <p>ACVL035 -Koppelingsvoeg -Joint de couplage -Kupplungsdichtung -Coupling gasket</p>	25	m	VL58	<table border="1"> <tr><td>BR</td><td></td></tr> <tr><td>AN</td><td></td></tr> <tr><td>KL</td><td></td></tr> <tr><td>GS</td><td></td></tr> <tr><td>Z</td><td></td></tr> <tr><td>W</td><td></td></tr> </table>	BR		AN		KL		GS		Z		W	
BR																
AN																
KL																
GS																
Z																
W																
 <p>ACVL054 -Stolpeindstuk -Embout maclair -Stulpendstück -Sealing double casement</p>	1	Set	EL840	<table border="1"> <tr><td>BR</td><td></td></tr> <tr><td>AN</td><td></td></tr> <tr><td>KL</td><td></td></tr> <tr><td>GS</td><td></td></tr> <tr><td>Z</td><td>X</td></tr> <tr><td>W</td><td>X</td></tr> </table>	BR		AN		KL		GS		Z	X	W	X
BR																
AN																
KL																
GS																
Z	X															
W	X															
 <p>ACVL057 -Glassteun -Support calle de vitrage -Klotz-auf lage -Glazing support</p>	1	Stuk Pièce Stück Piece	EL820 EL010 EL011 EL013 EL022 EL024 EL025 EL030 EL031 EL035	<table border="1"> <tr><td>BR</td><td></td></tr> <tr><td>AN</td><td></td></tr> <tr><td>KL</td><td></td></tr> <tr><td>GS</td><td></td></tr> <tr><td>Z</td><td></td></tr> <tr><td>W</td><td></td></tr> </table>	BR		AN		KL		GS		Z		W	
BR																
AN																
KL																
GS																
Z																
W																



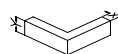
		Verp. per Emb. par Pack pr. Pack pr.	Eenheid Unité Einheit Unit	Toepassing Application Anwendung Application	Kleur Couleur Farbe Color												
	ACVL059 -Eindkapje -Embout -Endstück -Sealing sill member	1	Set	VL72 VL73	<table border="1"> <tr><td>BR</td><td></td></tr> <tr><td>AN</td><td></td></tr> <tr><td>KL</td><td></td></tr> <tr><td>GS</td><td></td></tr> <tr><td>Z</td><td>X</td></tr> <tr><td>W</td><td>X</td></tr> </table>	BR		AN		KL		GS		Z	X	W	X
BR																	
AN																	
KL																	
GS																	
Z	X																
W	X																
	ACVL060 -Sluitstuk PVC voor condensgoot -Arrêt d'eau PVC pour seuil -Dichtungsstück PVC -Nylon piece for sill member	1	Stuk Pièce Stück Piece	EL857	<table border="1"> <tr><td>BR</td><td></td></tr> <tr><td>AN</td><td></td></tr> <tr><td>KL</td><td></td></tr> <tr><td>GS</td><td></td></tr> <tr><td>Z</td><td>X</td></tr> <tr><td>W</td><td>X</td></tr> </table>	BR		AN		KL		GS		Z	X	W	X
BR																	
AN																	
KL																	
GS																	
Z	X																
W	X																
	ACVL061 -Blindklinknagel -Pop rivet -Blindniete -Rivet	100	Stuk Pièce Stück Piece	VL72	<table border="1"> <tr><td>BR</td><td></td></tr> <tr><td>AN</td><td></td></tr> <tr><td>KL</td><td></td></tr> <tr><td>GS</td><td></td></tr> <tr><td>Z</td><td></td></tr> <tr><td>W</td><td></td></tr> </table>	BR		AN		KL		GS		Z		W	
BR																	
AN																	
KL																	
GS																	
Z																	
W																	
	ACVL128 -Deurkruk binnenzijde -Béquille intérieur -Türgriff innen -Inside doorhandle DIN964 M5x70	1	Stuk Pièce Stück Piece	EL022 EL024 EL025	<table border="1"> <tr><td>BR</td><td>X</td></tr> <tr><td>AN</td><td>X</td></tr> <tr><td>KL</td><td>X</td></tr> <tr><td>GS</td><td>X</td></tr> <tr><td>Z</td><td></td></tr> <tr><td>W</td><td></td></tr> </table>	BR	X	AN	X	KL	X	GS	X	Z		W	
BR	X																
AN	X																
KL	X																
GS	X																
Z																	
W																	
	ACVL129 -Deurkruk buitenzijde -Béquille extérieur -Türgriff aussen -Outside doorhandle DIN964 M5x70	1	Stuk Pièce Stück Piece	EL022 EL024 EL025	<table border="1"> <tr><td>BR</td><td>X</td></tr> <tr><td>AN</td><td>X</td></tr> <tr><td>KL</td><td>X</td></tr> <tr><td>GS</td><td>X</td></tr> <tr><td>Z</td><td></td></tr> <tr><td>W</td><td></td></tr> </table>	BR	X	AN	X	KL	X	GS	X	Z		W	
BR	X																
AN	X																
KL	X																
GS	X																
Z																	
W																	



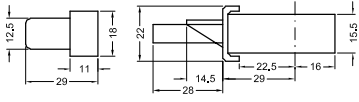


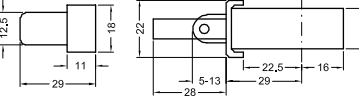

BR = BRUT - BRUT - ROH - BRUT
AN (X) = ANODISATIE - ANODISE - ELOXIERT - ANODISED
AN (■) = GELAKT - LAQUE - LACKIERT - LACQUERED -- RAL9006M
KL = STANDAARDKLEUREN - COULEUR STANDARD - BASIS FARBEN - BASIC COLORS
GS = GEMOFFELD SPECIAAL - LAQUE SPECIAL - SPECIALFARBE - SPECIAL COLOR
Z = ZWART - NOIR - SCHWARZ - BLACK
W = WIT - BLANC - WEISS - WHITE

 GEREEDSCHAP - OUTILLAGE
WERKZEUG - TOOL
 BEVESTIGING - FIXATION
BEFESTIGUNG - FIXATION



	Verp. per Emb. par Pack pr.	Einheid Unité Einheit Unit	Toepassing Application Anwendung Application	Kleur Couleur Farbe Color												
 <p>ACVL150 -Zeskantsleutel 4mm -Clé à six pans 4mm -Sechskantschlüssel 4mm -T-handle hexagon-key 4mm</p>	1	Stuk Pièce Stück Piece	ACVL022 ACVL026 ACVL027 ACTL443	<table border="1"> <tr><td>BR</td><td></td></tr> <tr><td>AN</td><td></td></tr> <tr><td>KL</td><td></td></tr> <tr><td>GS</td><td></td></tr> <tr><td>Z</td><td></td></tr> <tr><td>W</td><td></td></tr> </table>	BR		AN		KL		GS		Z		W	
BR																
AN																
KL																
GS																
Z																
W																
 <p>ACVL162 -Boormal -Calibre -Bohrschablone -Boring jig set</p>	1	Stuk Pièce Stück Piece	ACELO21 ACELO22 EL010 EL011	<table border="1"> <tr><td>BR</td><td></td></tr> <tr><td>AN</td><td></td></tr> <tr><td>KL</td><td></td></tr> <tr><td>GS</td><td></td></tr> <tr><td>Z</td><td></td></tr> <tr><td>W</td><td></td></tr> </table>	BR		AN		KL		GS		Z		W	
BR																
AN																
KL																
GS																
Z																
W																
 <p>ACVL163 -Boormal -Calibre -Bohrschablone -Boring jig set</p>	1	Stuk Pièce Stück Piece	ACVL022 EL820	<table border="1"> <tr><td>BR</td><td></td></tr> <tr><td>AN</td><td></td></tr> <tr><td>KL</td><td></td></tr> <tr><td>GS</td><td></td></tr> <tr><td>Z</td><td></td></tr> <tr><td>W</td><td></td></tr> </table>	BR		AN		KL		GS		Z		W	
BR																
AN																
KL																
GS																
Z																
W																
 <p>ACVL164 -Boormal -Calibre -Bohrschablone -Boring jig set</p>	1	Stuk Pièce Stück Piece	ACVL027	<table border="1"> <tr><td>BR</td><td></td></tr> <tr><td>AN</td><td></td></tr> <tr><td>KL</td><td></td></tr> <tr><td>GS</td><td></td></tr> <tr><td>Z</td><td></td></tr> <tr><td>W</td><td></td></tr> </table>	BR		AN		KL		GS		Z		W	
BR																
AN																
KL																
GS																
Z																
W																
 <p>ACVL432 -Deurgrendel voor driepuntslot -Verrou porte pour serrure à 3 points -Türkantriegel für Treipunktschloss -Extended bolt for lock with 3 points</p>	1	Stuk Pièce Stück Piece		<table border="1"> <tr><td>BR</td><td></td></tr> <tr><td>AN</td><td></td></tr> <tr><td>KL</td><td></td></tr> <tr><td>GS</td><td></td></tr> <tr><td>Z</td><td></td></tr> <tr><td>W</td><td></td></tr> </table>	BR		AN		KL		GS		Z		W	
BR																
AN																
KL																
GS																
Z																
W																



		Verp. per Emb. par Pack pr. Pack pr.	Eenheid Unité Einheit Unit	Toepassing Application Anwendung Application	Kleur Couleur Farbe Color												
	ACVL434 -Sluistuk voor ACVL432 -Gache pour ACVL432 -Schliessplatte für ACVL432 -Keeper for ACVL432	1	Stuk Pièce Stück Pièce		<table border="1"> <tr><td>BR</td><td></td></tr> <tr><td>AN</td><td></td></tr> <tr><td>KL</td><td></td></tr> <tr><td>GS</td><td></td></tr> <tr><td>Z</td><td></td></tr> <tr><td>W</td><td></td></tr> </table>	BR		AN		KL		GS		Z		W	
BR																	
AN																	
KL																	
GS																	
Z																	
W																	
	ACVL705 -Veiligheidsslot met pen -Serrure de sécurité à pene -Sicherheitsschloss mit Nuss -Security lock with pen   DIN7982 4.2x20	1	Stuk Pièce Stück Pièce	EL011 EL022	<table border="1"> <tr><td>BR</td><td></td></tr> <tr><td>AN</td><td></td></tr> <tr><td>KL</td><td></td></tr> <tr><td>GS</td><td></td></tr> <tr><td>Z</td><td></td></tr> <tr><td>W</td><td></td></tr> </table>	BR		AN		KL		GS		Z		W	
BR																	
AN																	
KL																	
GS																	
Z																	
W																	
	ACVL706 -Veiligheidsslot met rol -Serrure de sécurité avec rouleau -Sicherheitsschloss mit Rolle -Security lock with rol   DIN7982 4.2x20	1	Stuk Pièce Stück Pièce	EL011 EL022	<table border="1"> <tr><td>BR</td><td></td></tr> <tr><td>AN</td><td></td></tr> <tr><td>KL</td><td></td></tr> <tr><td>GS</td><td></td></tr> <tr><td>Z</td><td></td></tr> <tr><td>W</td><td></td></tr> </table>	BR		AN		KL		GS		Z		W	
BR																	
AN																	
KL																	
GS																	
Z																	
W																	

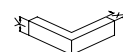
BR = BRUT - BRUT - ROH - BRUT
AN (X) = ANODISATIE - ANODISE - ELOXIERT - ANODISED
AN (■) = GELAKT - LAQUE - LACKIERT - LACQUERED -- RAL9006M
KL = STANDAARDKLEUREN - COULEUR STANDARD - BASIS FARBEN - BASIC COLORS
GS = GEMOFFELD SPECIAAL - LAQUE SPECIAL - SPECIALFARBE - SPECIAL COLOR
Z = ZWART - NOIR - SCHWARZ - BLACK
W = WIT - BLANC - WEISS - WHITE


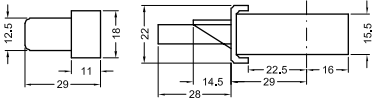



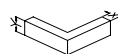
GEREEDSCHAP - OUTILLAGE
WERKZEUG - TOOL

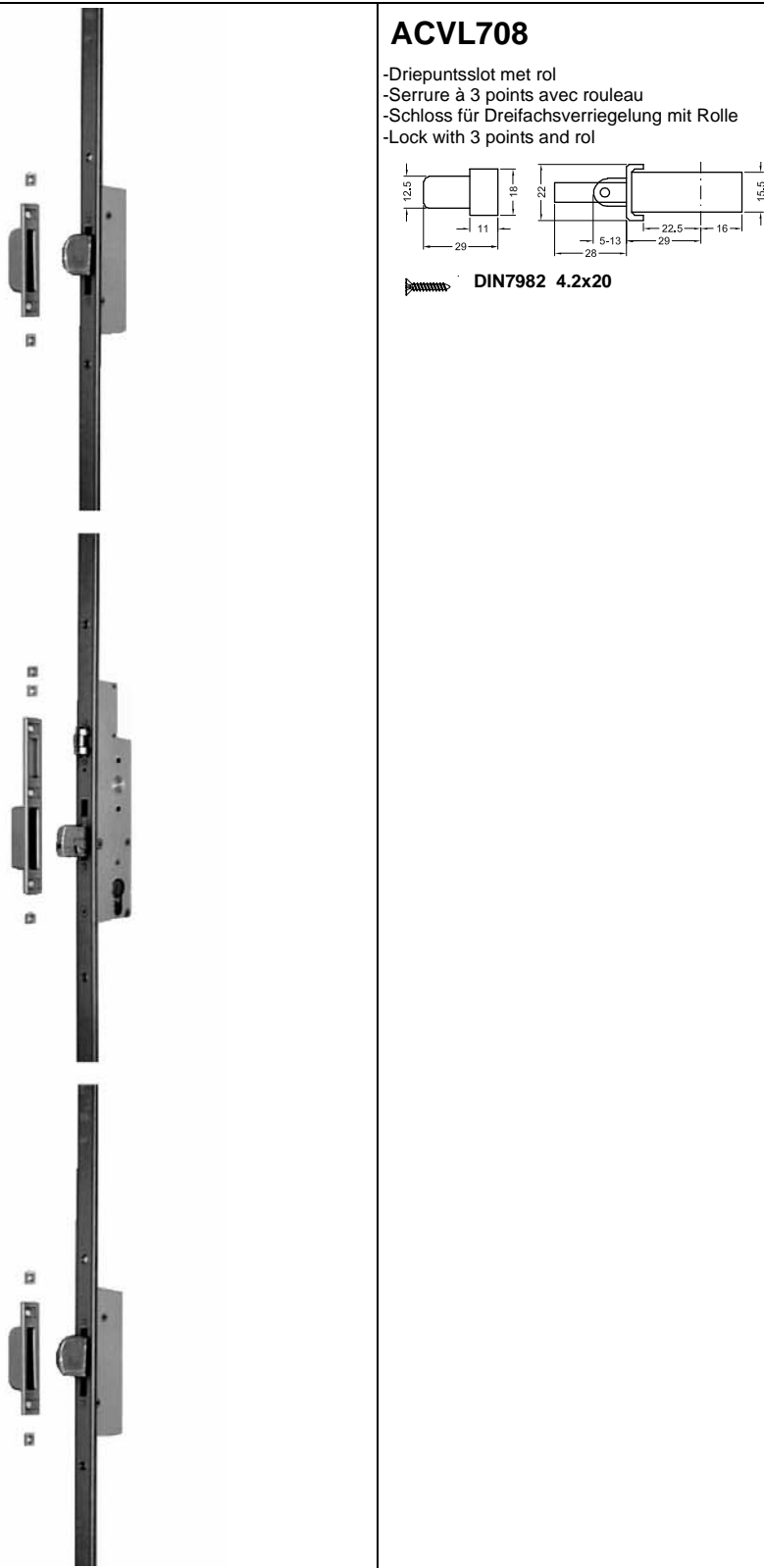
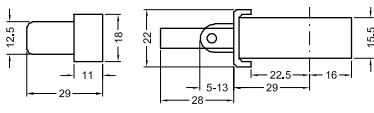



BEVESTIGING - FIXATION
BEFESTIGUNG - FIXATION





	Verp. per Emb. par Pack pr.	Eenheid Unité Einheit Unit	Toepassing Application Anwendung Application	Kleur Couleur Farbe Color												
	1	Stuk Pièce Stück Piece	EL011 EL022	<table border="1"> <tr><td>BR</td><td></td></tr> <tr><td>AN</td><td></td></tr> <tr><td>KL</td><td></td></tr> <tr><td>GS</td><td></td></tr> <tr><td>Z</td><td></td></tr> <tr><td>W</td><td></td></tr> </table>	BR		AN		KL		GS		Z		W	
BR																
AN																
KL																
GS																
Z																
W																
<p>ACVL707</p> <p>-Driepuntsslot -Serrure à 3 points -Schloss für Dreifachverriegelung -Lock with 3 points</p>  <p> DIN7982 4.2x20</p>																



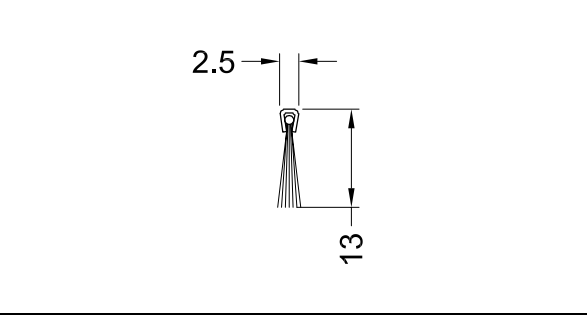
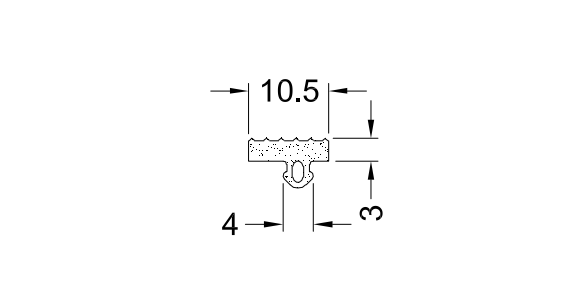


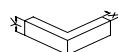
	Verp. per Emb. par Pack pr. Pack pr.	Eenheid Unité Einheit Unit	Toepassing Application Anwendung Application	Kleur Couleur Farbe Color												
 <p>ACVL708 -Driepuntslot met rol -Serrure à 3 points avec rouleau -Schloss für Dreifachverriegelung mit Rolle -Lock with 3 points and rol</p> <p></p> <p> DIN7982 4.2x20</p>	1	Stuk Pièce Stück Piece	EL011 EL022	<table border="1"> <tr> <td>BR</td> <td></td> </tr> <tr> <td>AN</td> <td></td> </tr> <tr> <td>KL</td> <td></td> </tr> <tr> <td>GS</td> <td></td> </tr> <tr> <td>Z</td> <td></td> </tr> <tr> <td>W</td> <td></td> </tr> </table>	BR		AN		KL		GS		Z		W	
BR																
AN																
KL																
GS																
Z																
W																

BR = BRUT - BRUT - ROH - BRUT
 AN (X) = ANODISATIE - ANODISE - ELOXIERT - ANODISED
 AN (■) = GELAKT - LAQUE - LACKIERT - LACQUERED -- RAL9006M
 KL = STANDAARDKLEUREN - COULEUR STANDARD - BASIS FARBEN - BASIC COLORS
 GS = GEMOFFELD SPECIAAL - LAQUE SPECIAL - SPECIALFARBE - SPECIAL COLOR
 Z = ZWART - NOIR - SCHWARZ - BLACK
 W = WIT - BLANC - WEISS - WHITE

 GEREEDSCHAP - OUTILLAGE
WERKZEUG - TOOL
 BEVESTIGING - FIXATION
BEFESTIGUNG - FIXATION

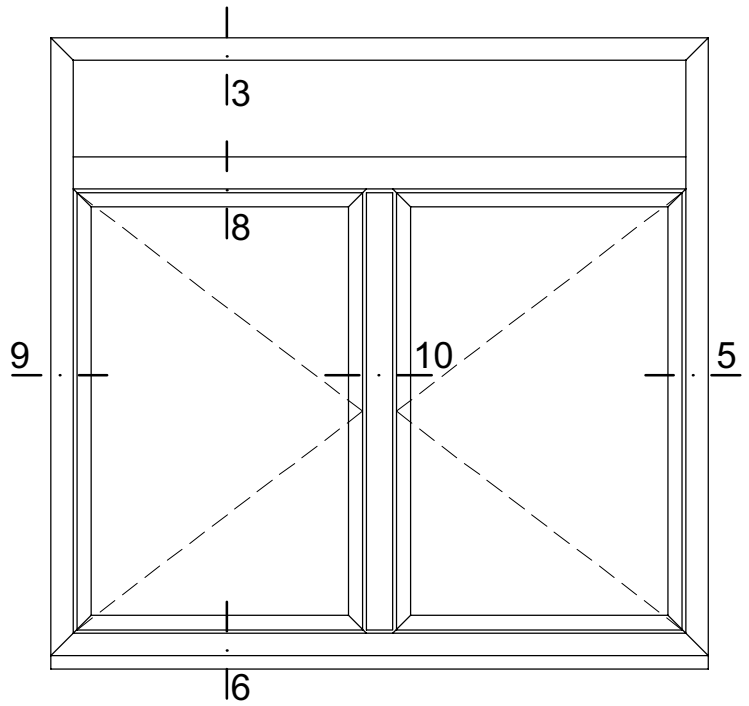
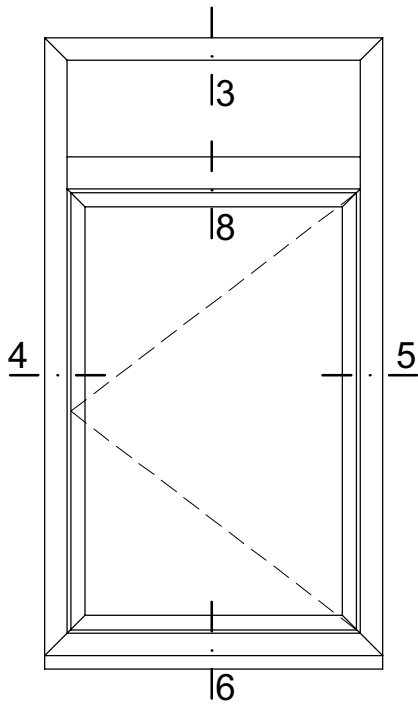
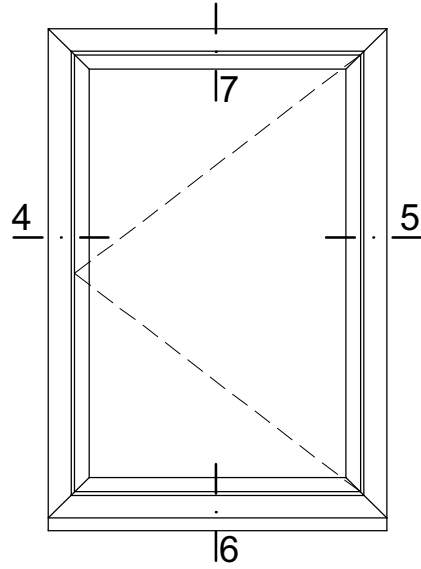
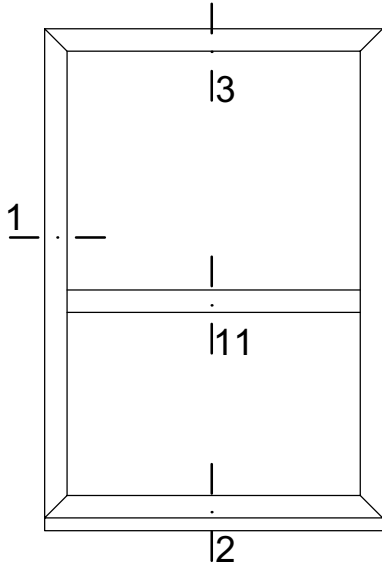


	Verp. per Emb. par Pack pr.	Einheid Unit	Toepassing Application	Kleur Couleur												
 <p>ACVL725 L/R -Elektrische slotplaat -Gache électrique -Electrische schliessplatte -Electric lockplate</p> <p>R</p>	1	Stuk Pièce Stück Piece	EL011 EL022	<table border="1"> <tr><td>BR</td><td></td></tr> <tr><td>AN</td><td></td></tr> <tr><td>KL</td><td></td></tr> <tr><td>GS</td><td></td></tr> <tr><td>Z</td><td></td></tr> <tr><td>W</td><td></td></tr> </table>	BR		AN		KL		GS		Z		W	
BR																
AN																
KL																
GS																
Z																
W																
 <p>ACVL726 L/R -Elektrische slotplaat -Gache électrique -Electrische schliessplatte -Electric lockplate</p> <p>L</p>	1	Stuk Pièce Stück Piece	EL014 EL024 EL025 EL035 EL045 EL056	<table border="1"> <tr><td>BR</td><td></td></tr> <tr><td>AN</td><td></td></tr> <tr><td>KL</td><td></td></tr> <tr><td>GS</td><td></td></tr> <tr><td>Z</td><td></td></tr> <tr><td>W</td><td></td></tr> </table>	BR		AN		KL		GS		Z		W	
BR																
AN																
KL																
GS																
Z																
W																
 <p>ACVS05 -Borsteldichting onderkant deur -Brosse dessous de porte -Burstendichtung für Türen -Brush fitting under doors</p>	3	m	TL293	<table border="1"> <tr><td>BR</td><td></td></tr> <tr><td>AN</td><td></td></tr> <tr><td>KL</td><td></td></tr> <tr><td>GS</td><td></td></tr> <tr><td>Z</td><td></td></tr> <tr><td>W</td><td></td></tr> </table>	BR		AN		KL		GS		Z		W	
BR																
AN																
KL																
GS																
Z																
W																
 <p>ACVR201A -Dichtingsstrip -Joint d'étanchéité -Abdichtungsgummi -Gasket</p>	100	m	EL502 EL504	<table border="1"> <tr><td>BR</td><td></td></tr> <tr><td>AN</td><td></td></tr> <tr><td>KL</td><td></td></tr> <tr><td>GS</td><td></td></tr> <tr><td>Z</td><td></td></tr> <tr><td>W</td><td></td></tr> </table>	BR		AN		KL		GS		Z		W	
BR																
AN																
KL																
GS																
Z																
W																

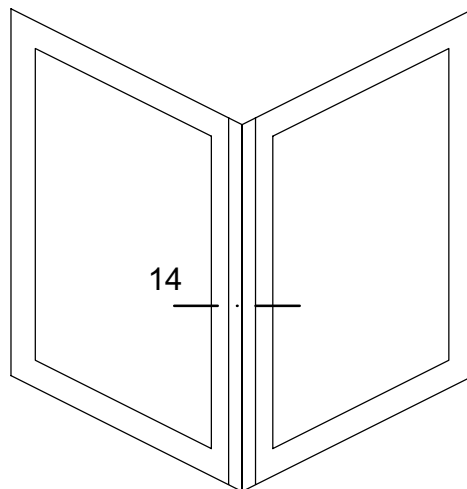
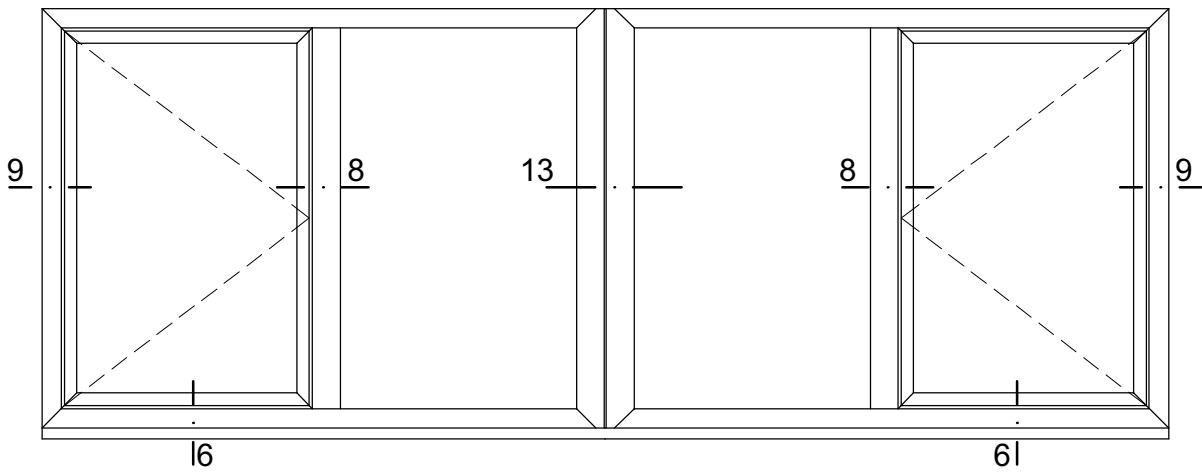
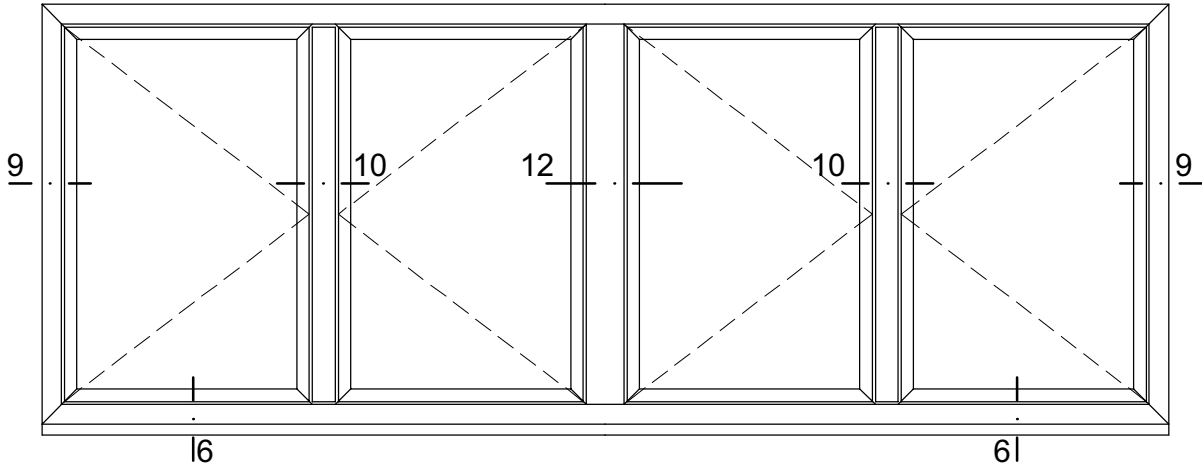


RAMEN
FENETRES
FENSTER
WINDOWS

DOORSNEDE - COUPE - SCHNITT - SECTION



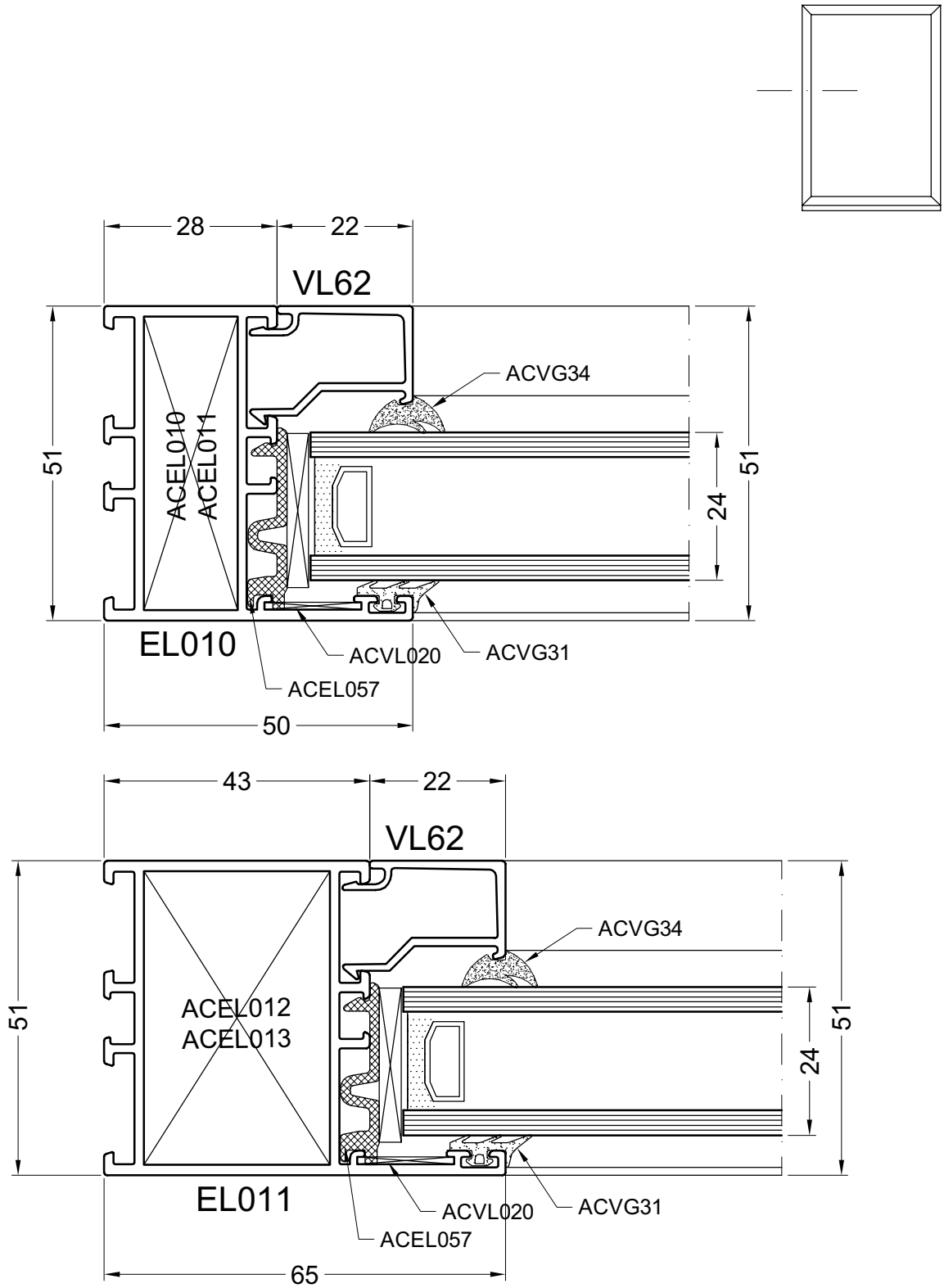
overzraam



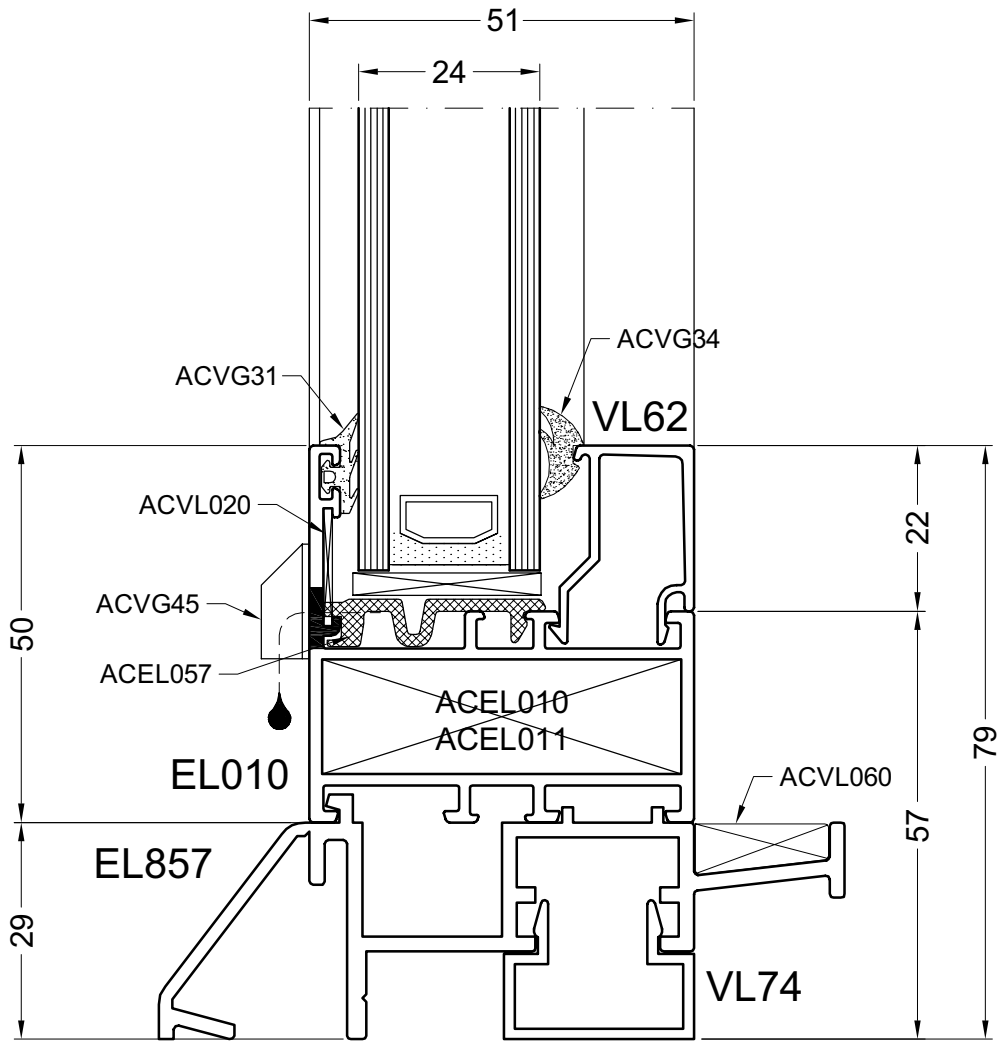
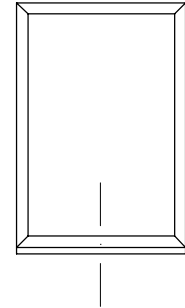
overz

1

DOORSNEDE - COUPE - SCHNITT - SECTION



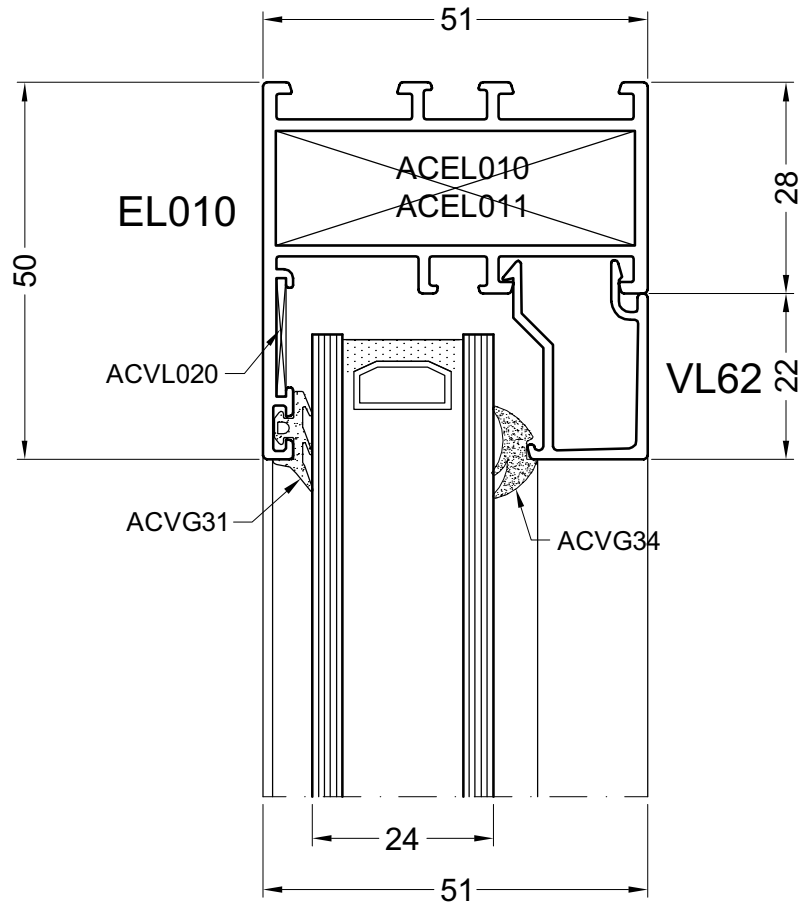
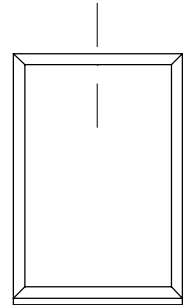
door1



door2

3

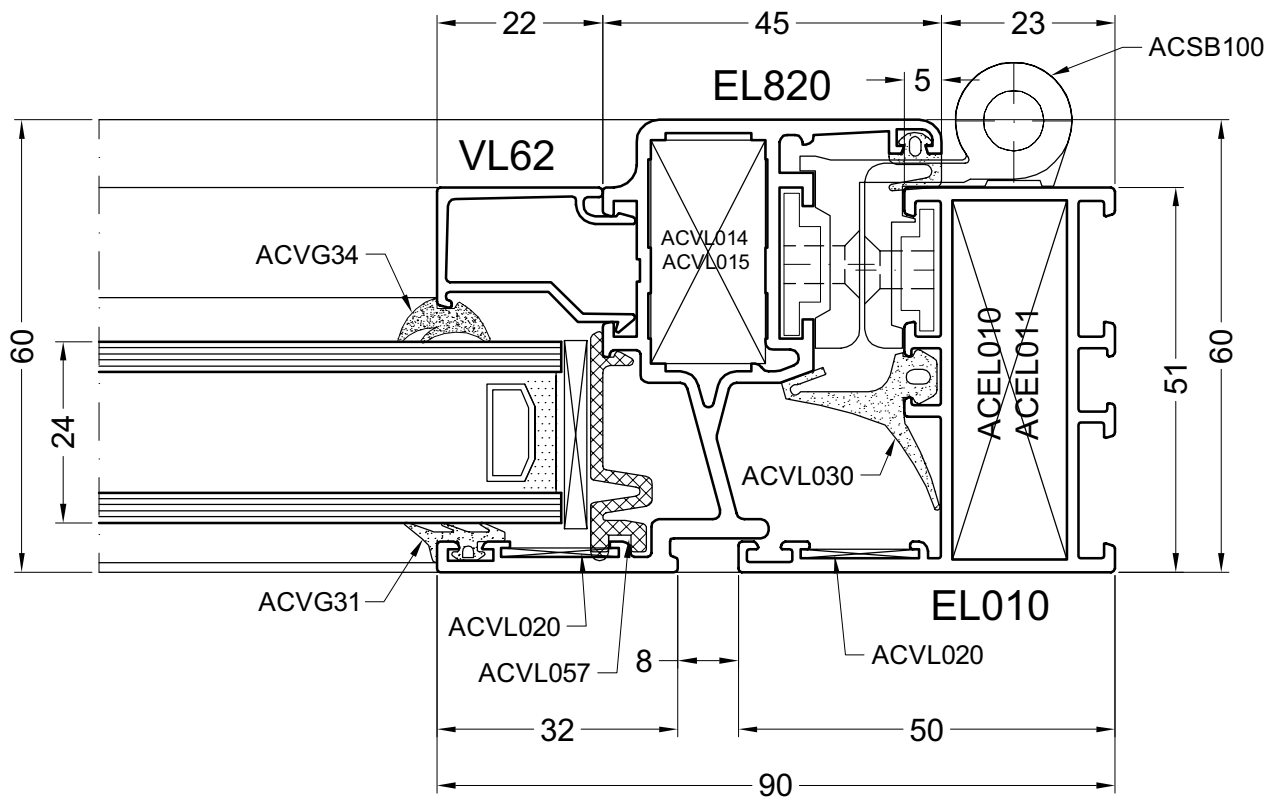
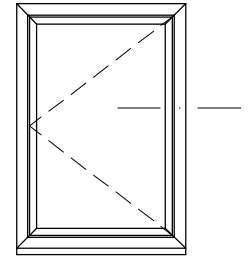
DOORSNEDE - COUPE - SCHNITT - SECTION



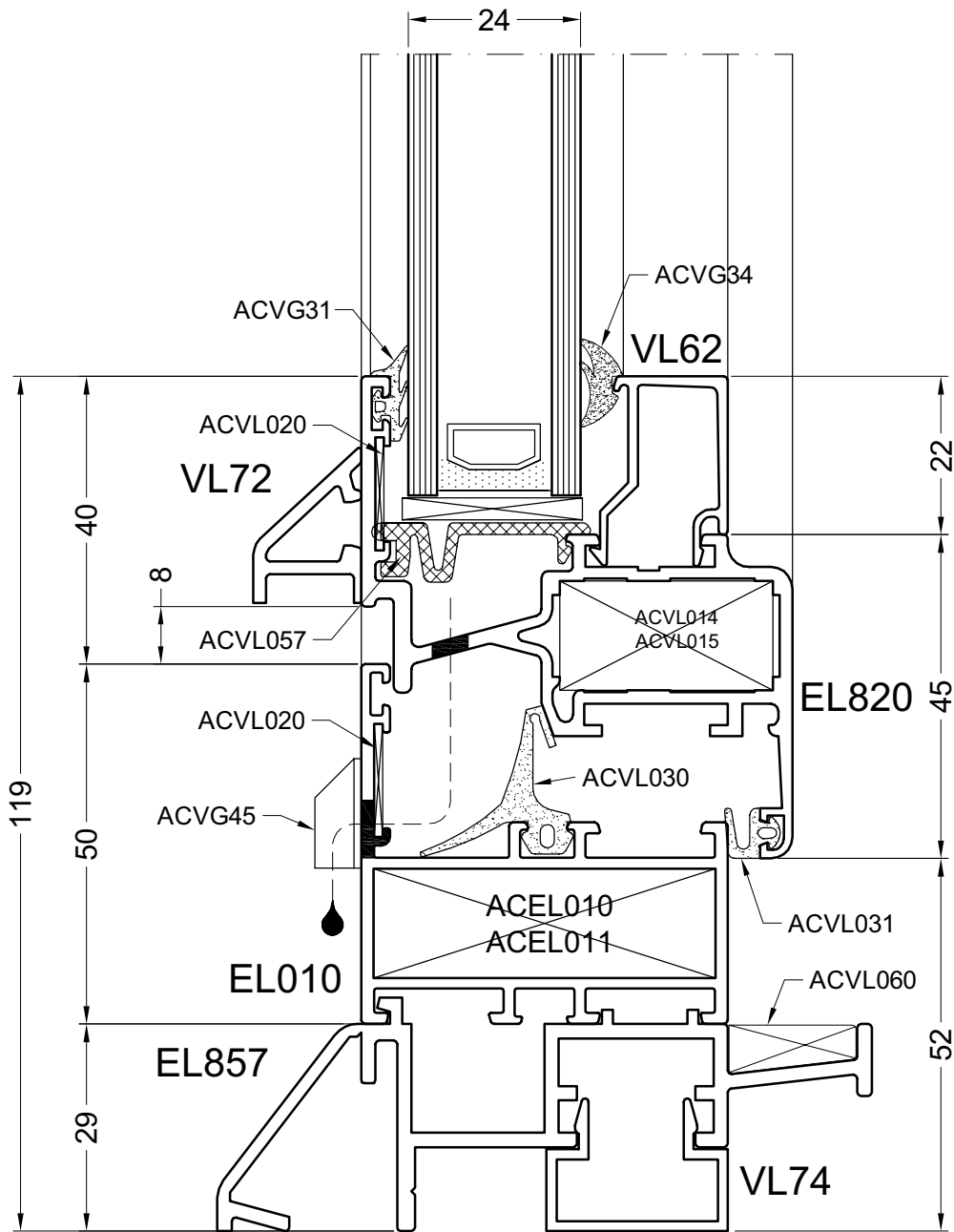
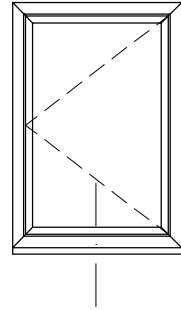
door3

5

DOORSNEDE - COUPE - SCHNITT - SECTION



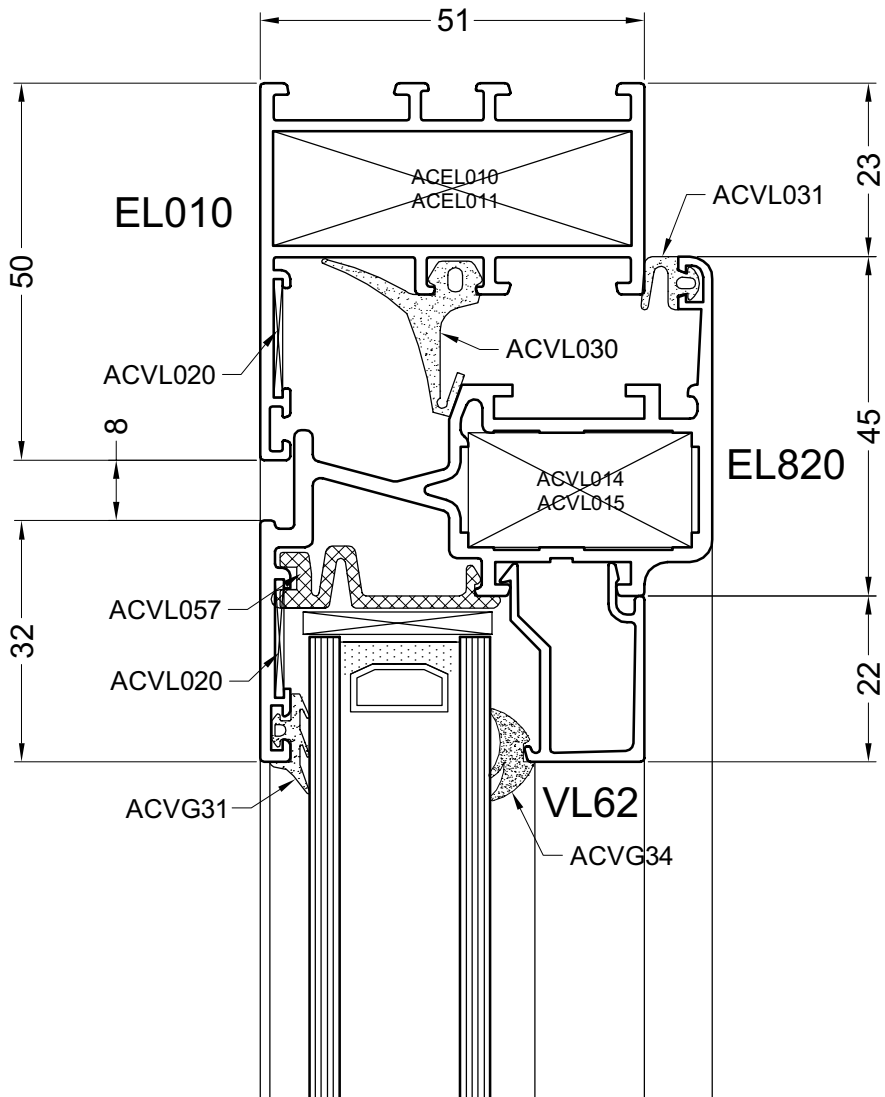
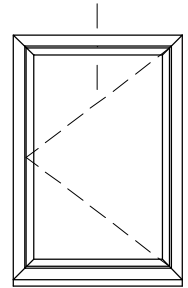
door5



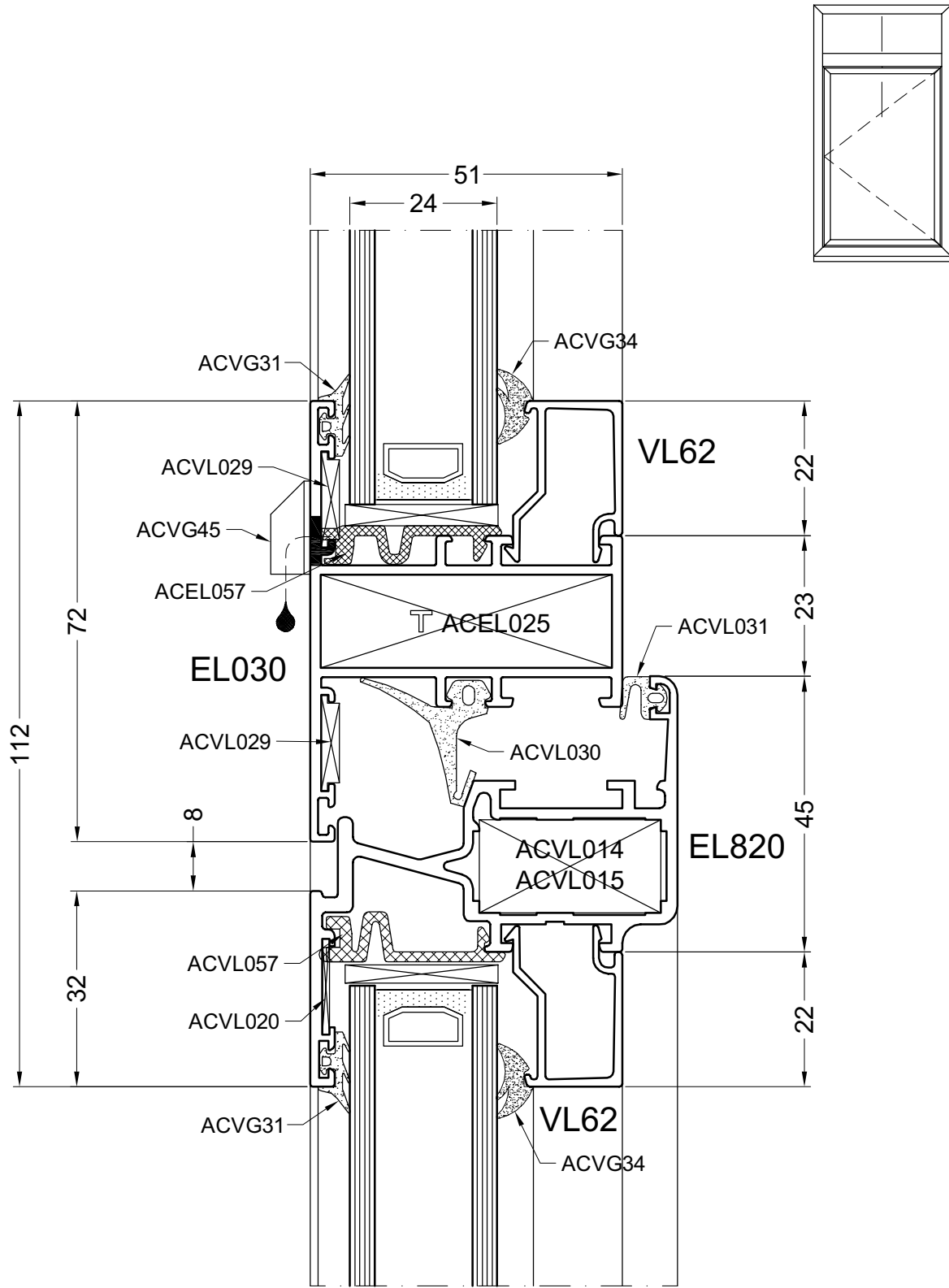
door6

7

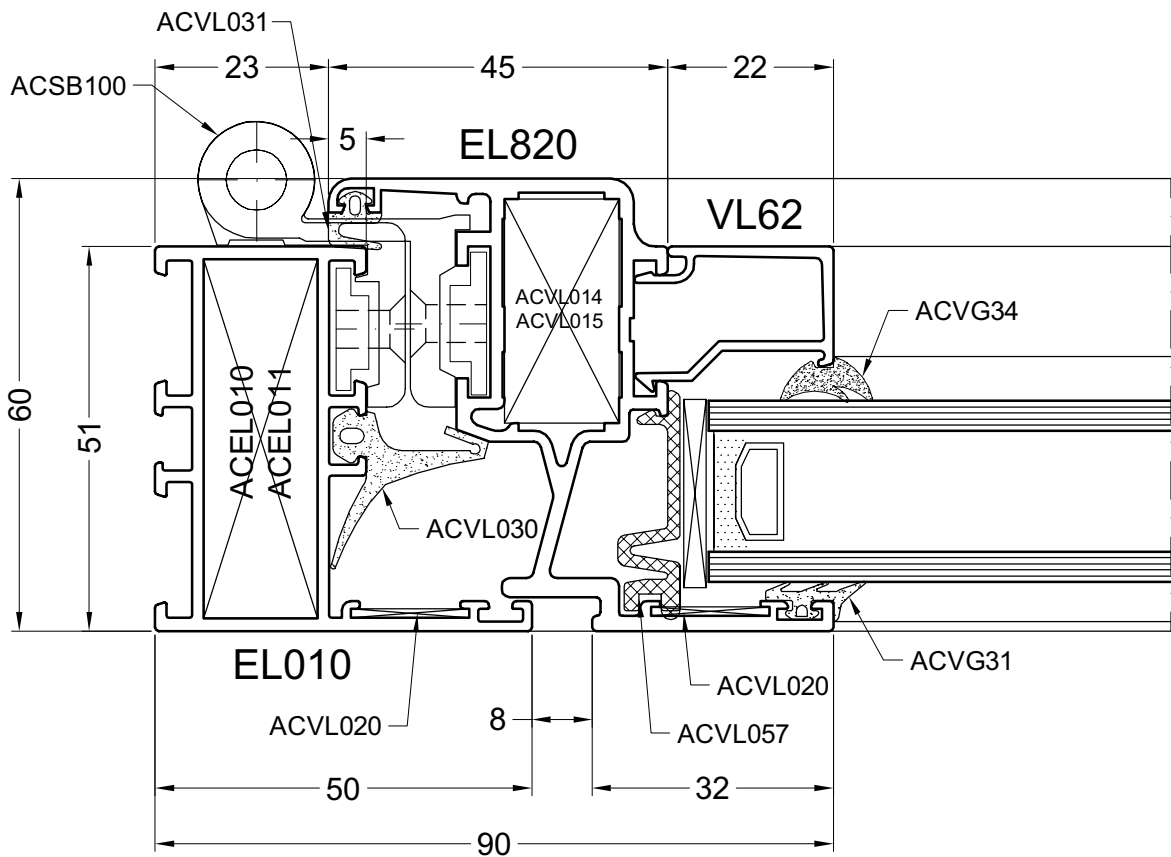
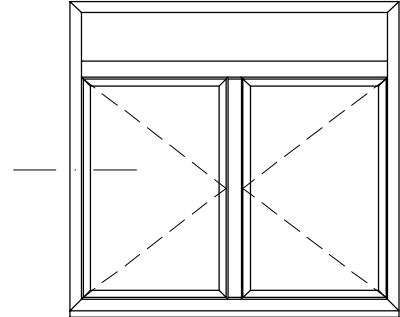
DOORSNEDE - COUPE - SCHNITT - SECTION



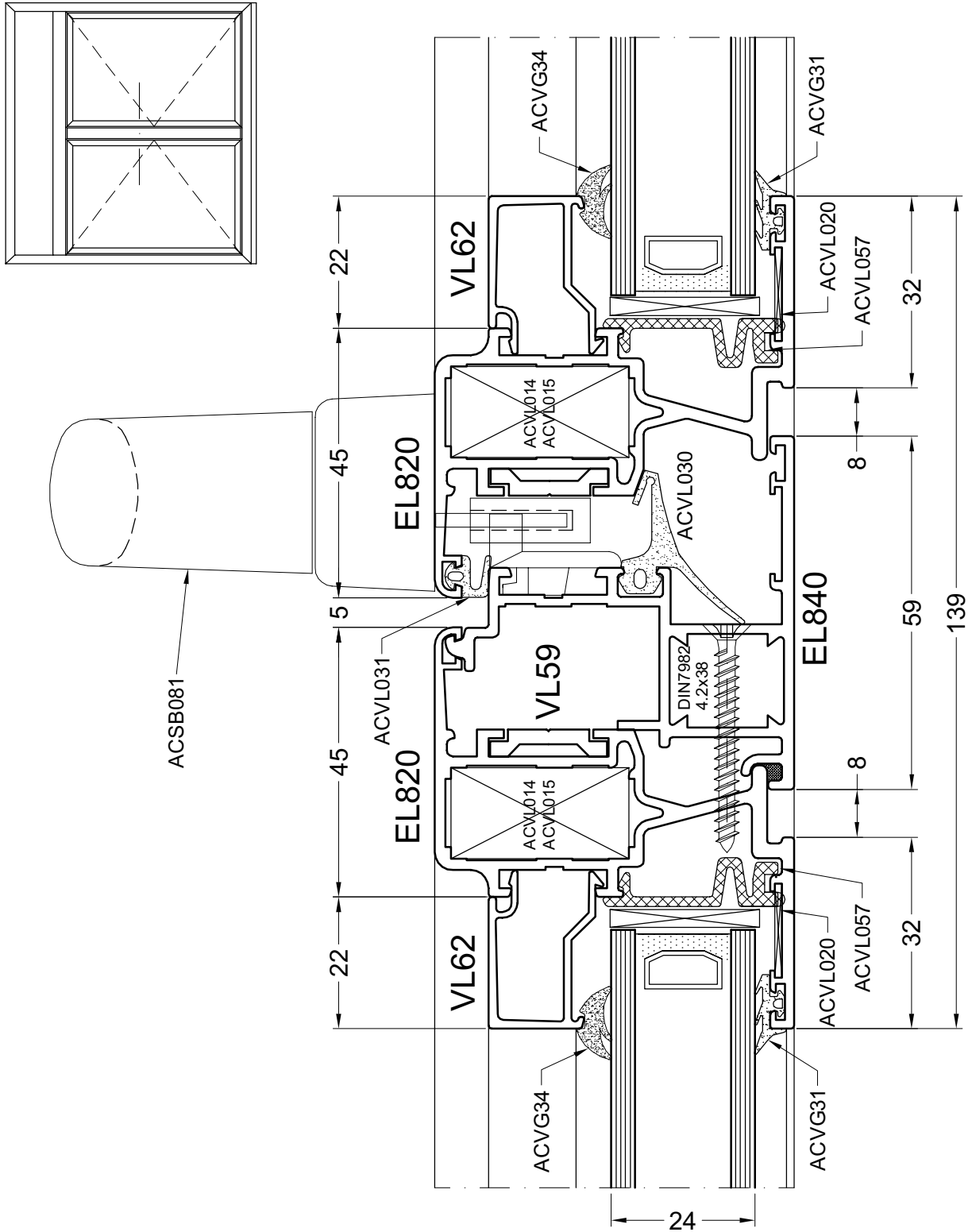
door7



door8



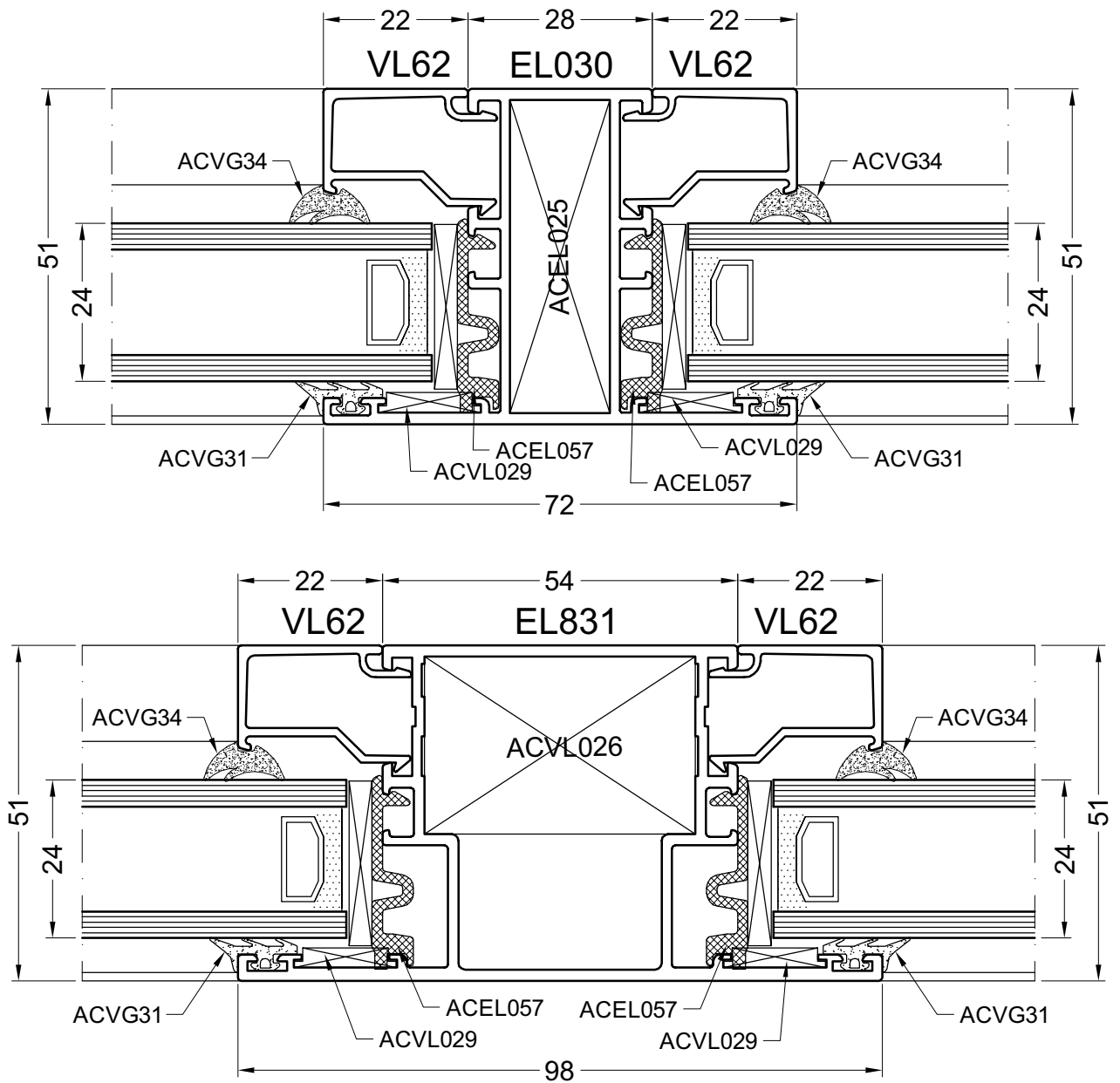
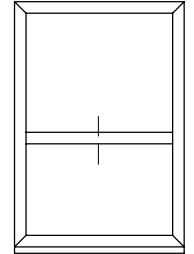
door9



door10

11A

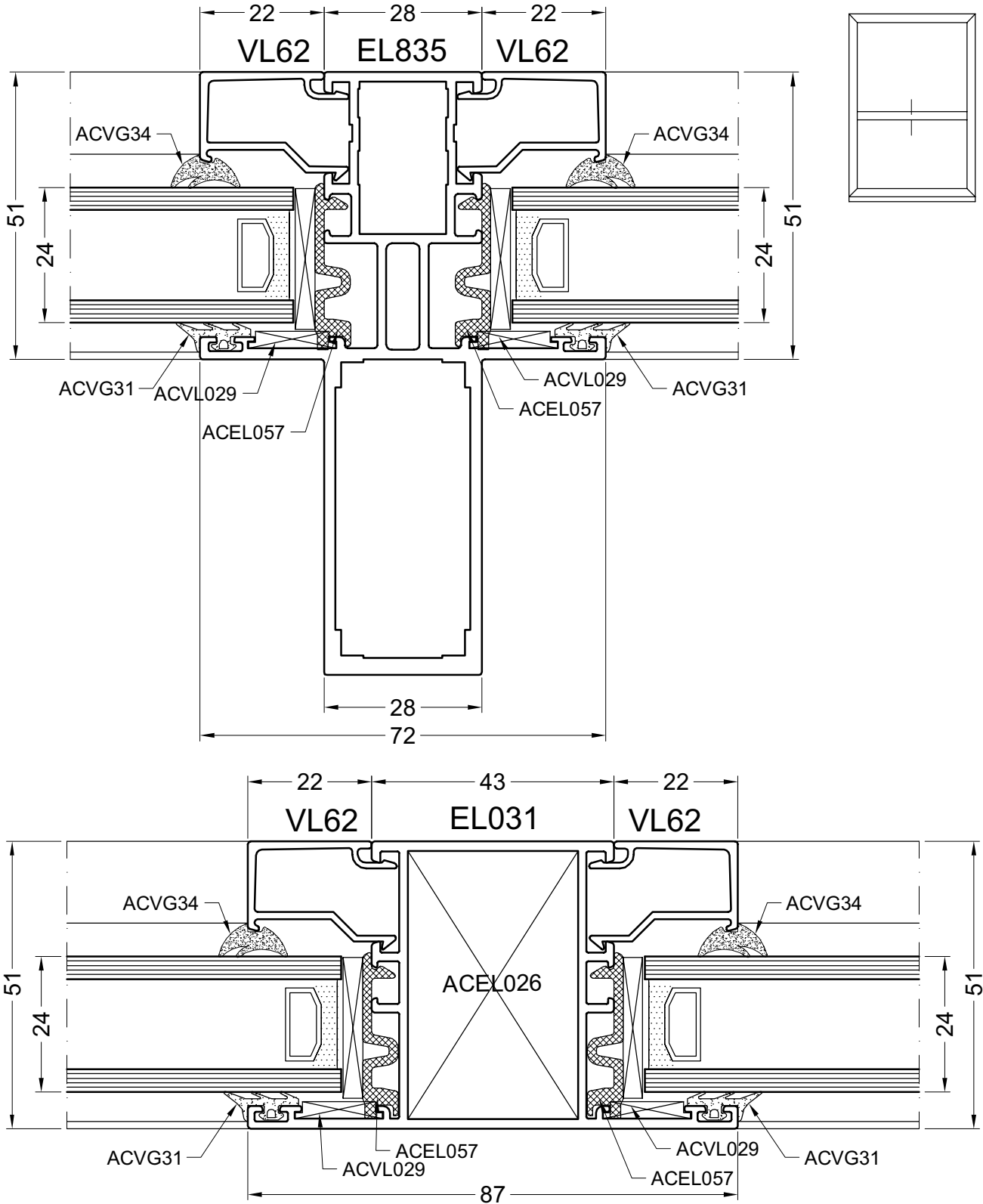
DOORSNEDE - COUPE - SCHNITT - SECTION



door11a

11B

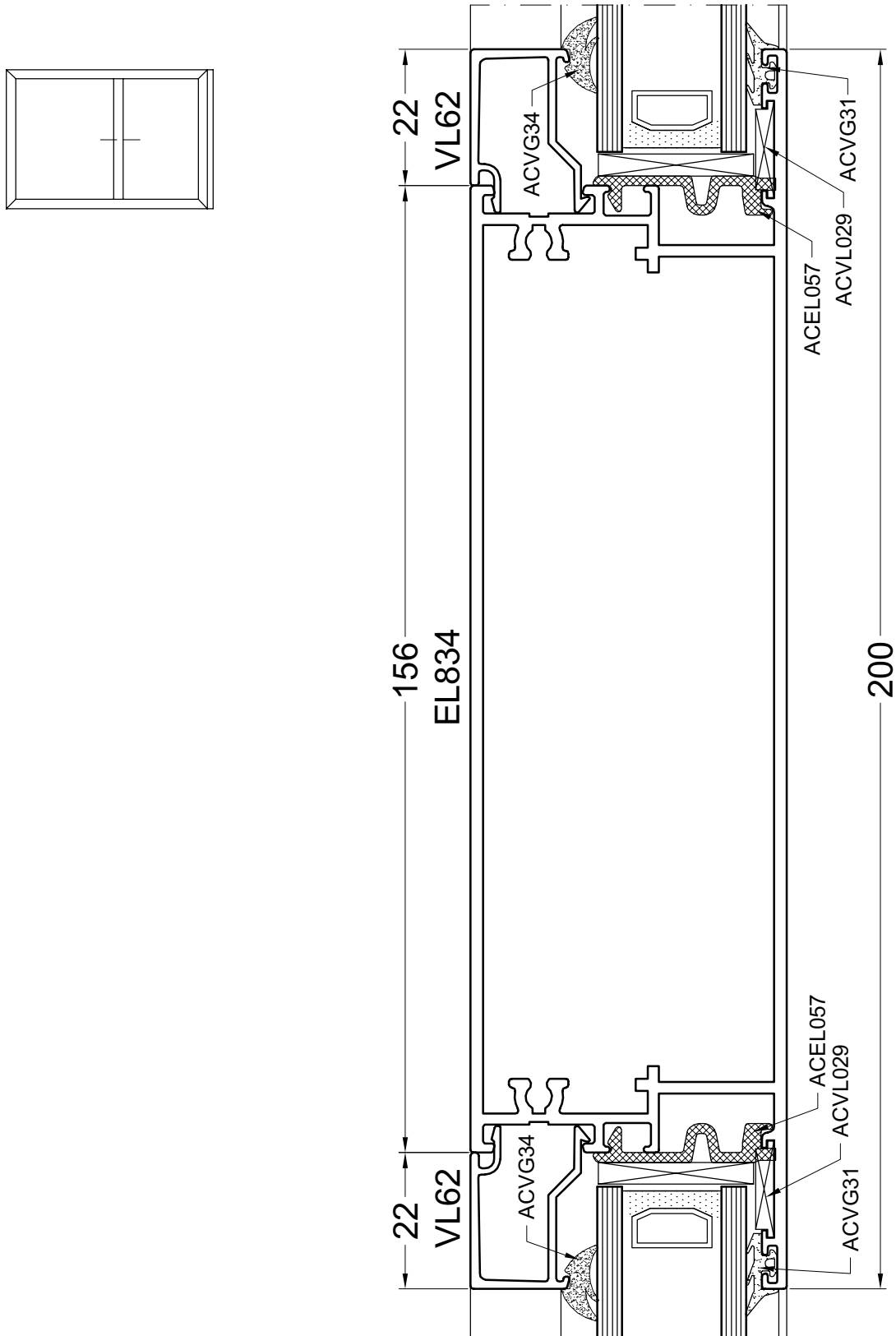
DOORSNEDE - COUPE - SCHNITT - SECTION



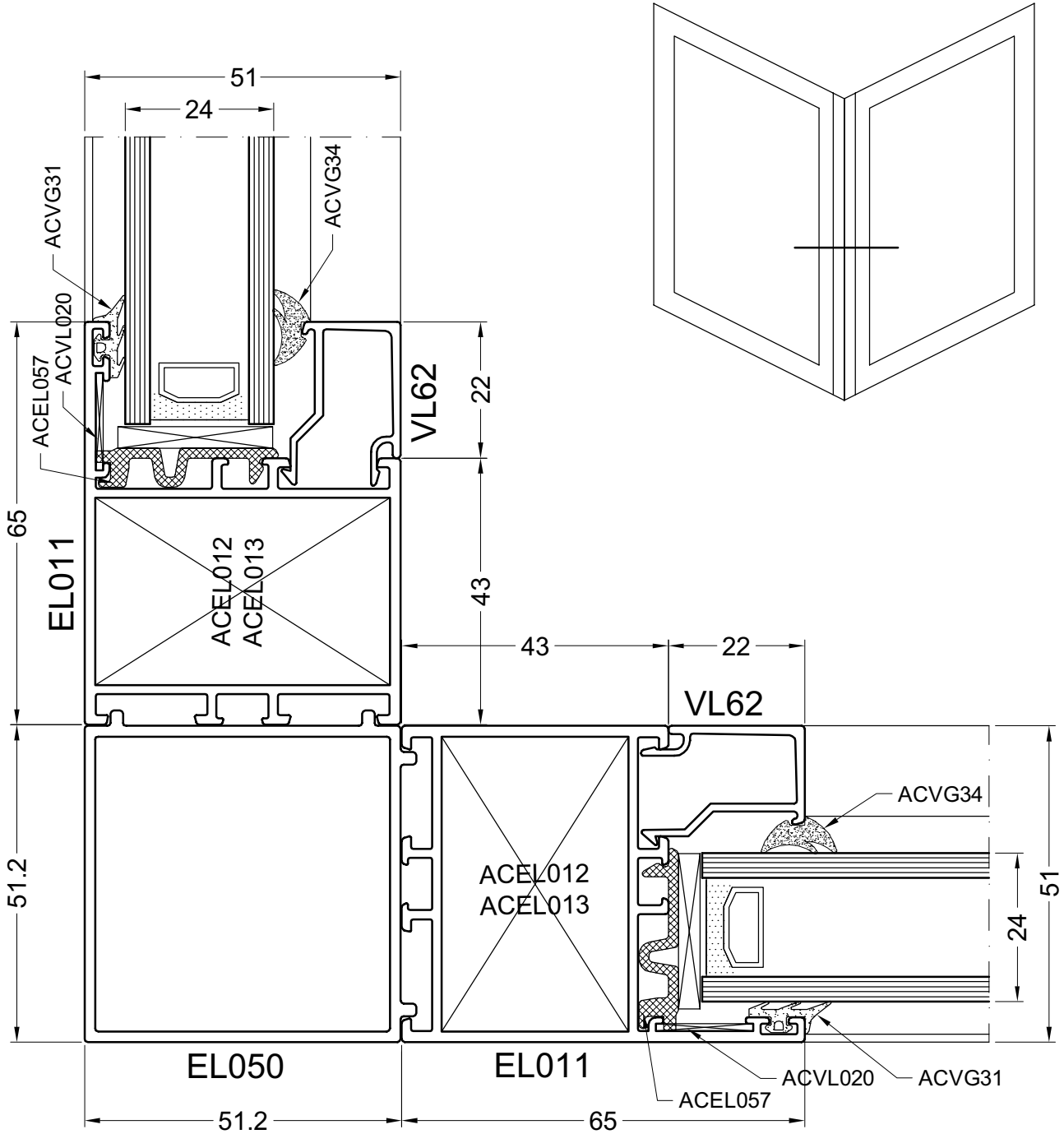
door11b

11C

DOORSNEDE - COUPE - SCHNITT - SECTION

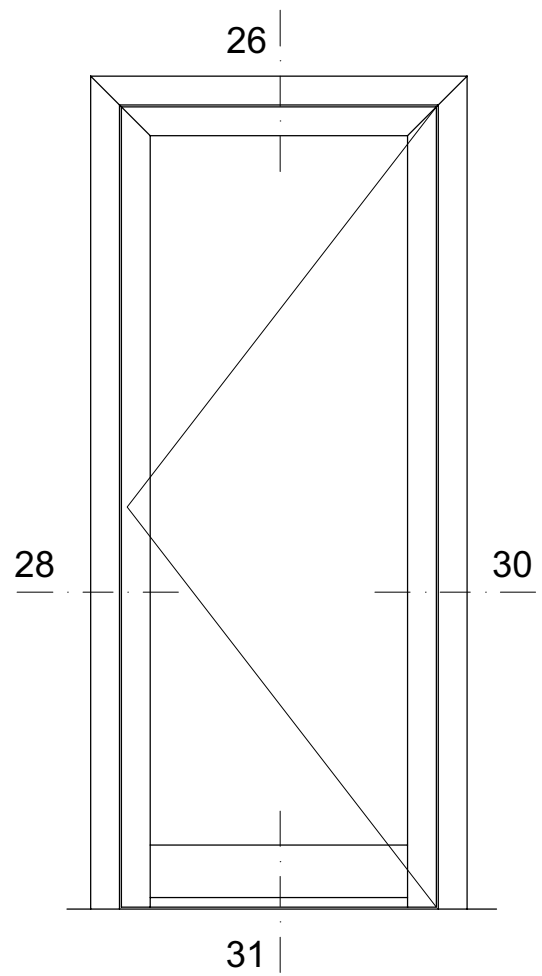
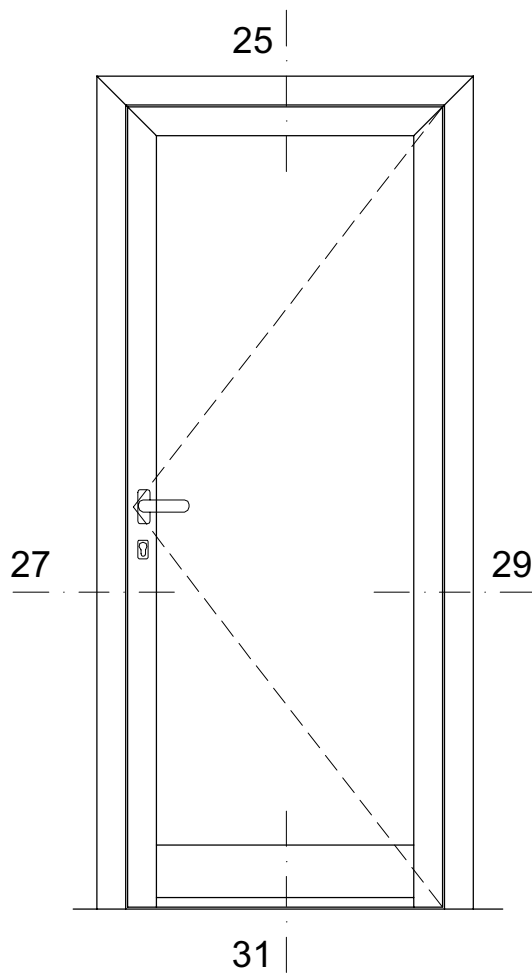


door11c



VLAKKE DEUR
PORTE PLANE
FLACH TUR
FLAT DOOR

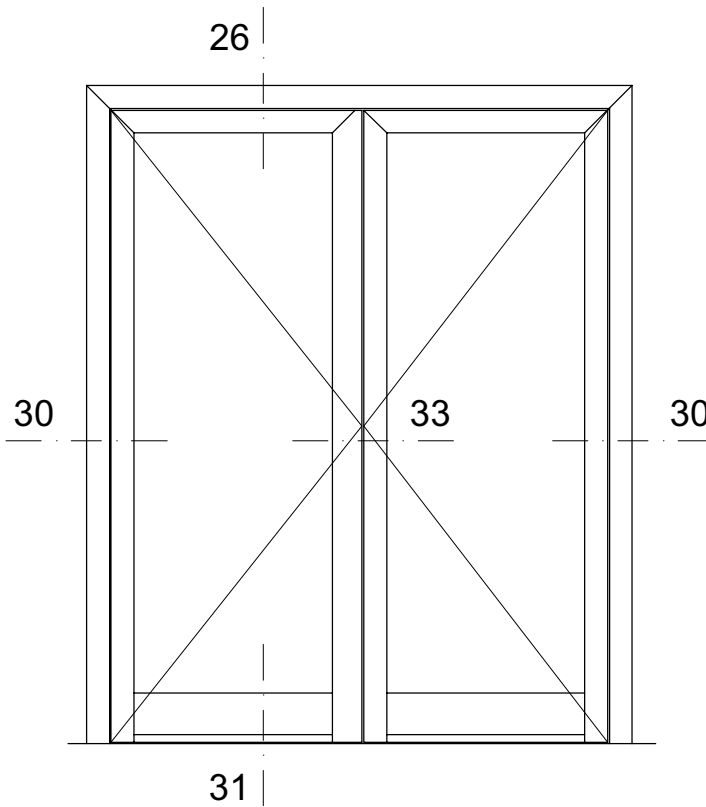
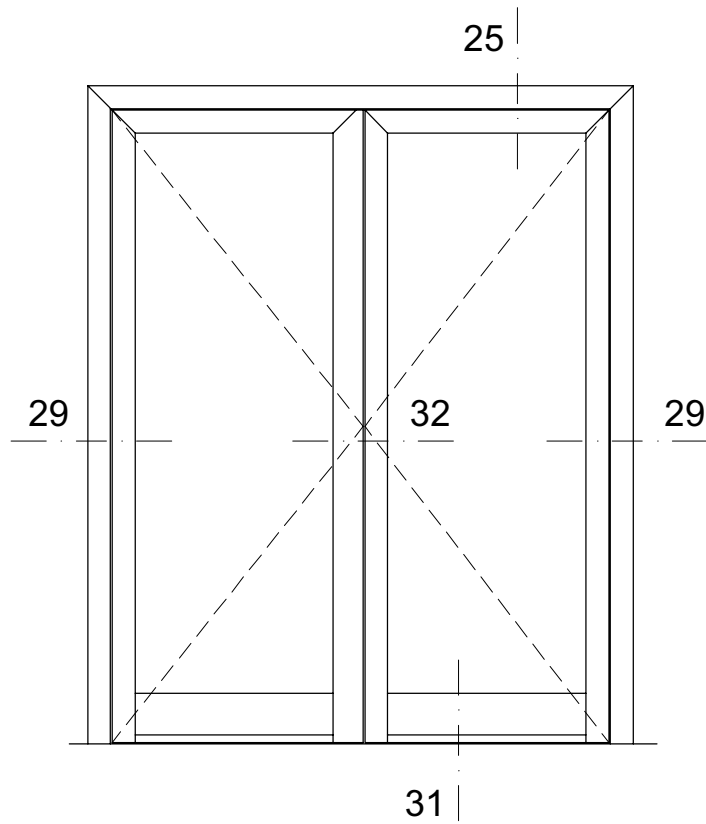
DOORSNEDE - COUPE - SCHNITT - SECTION



doortyp3

DUBBELE DEUR
DOUBLE PORTE
DOPPELT TUR
DOUBLE DOOR

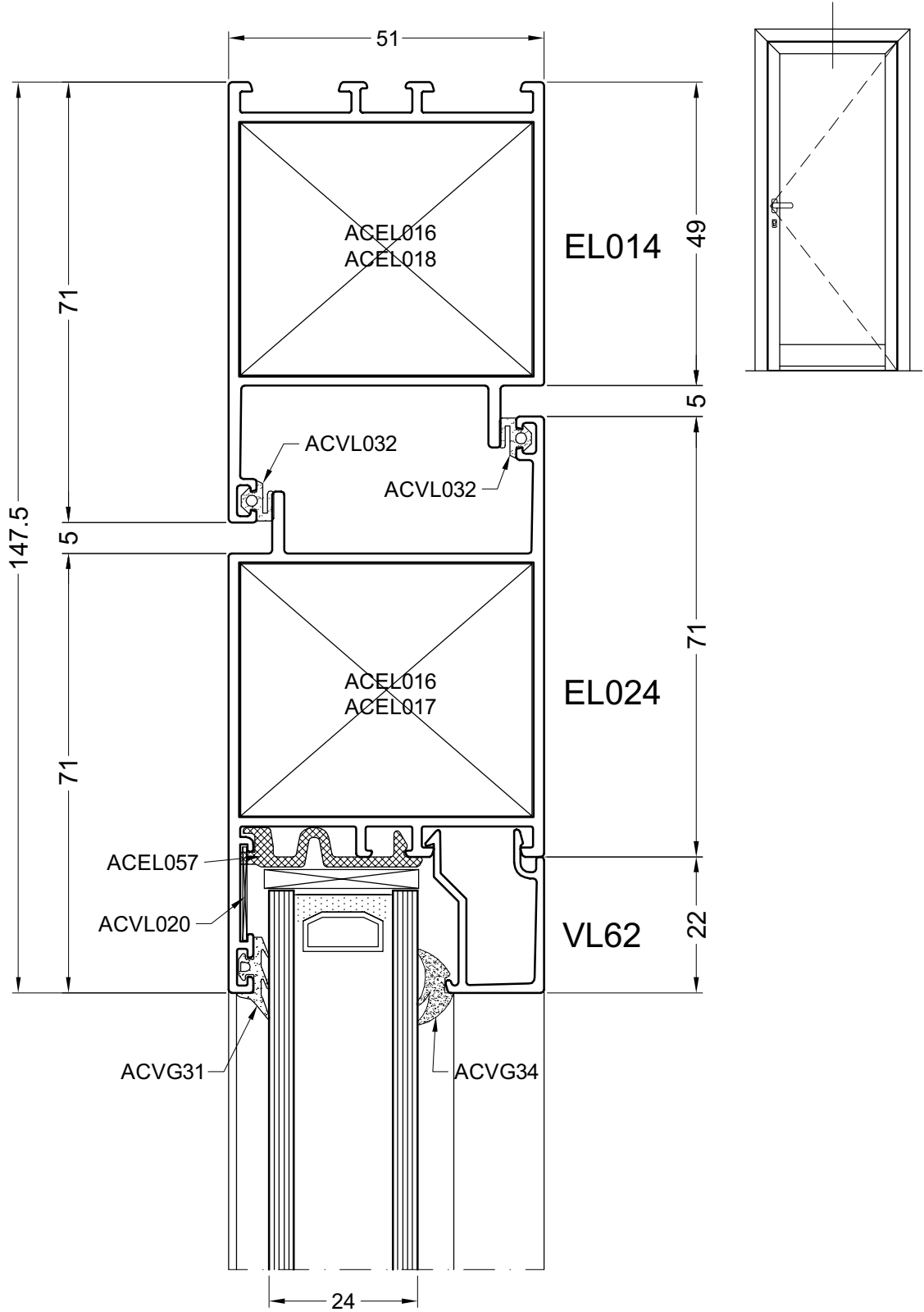
DOORSNEDE - COUPE - SCHNITT - SECTION



doortyp4

25A

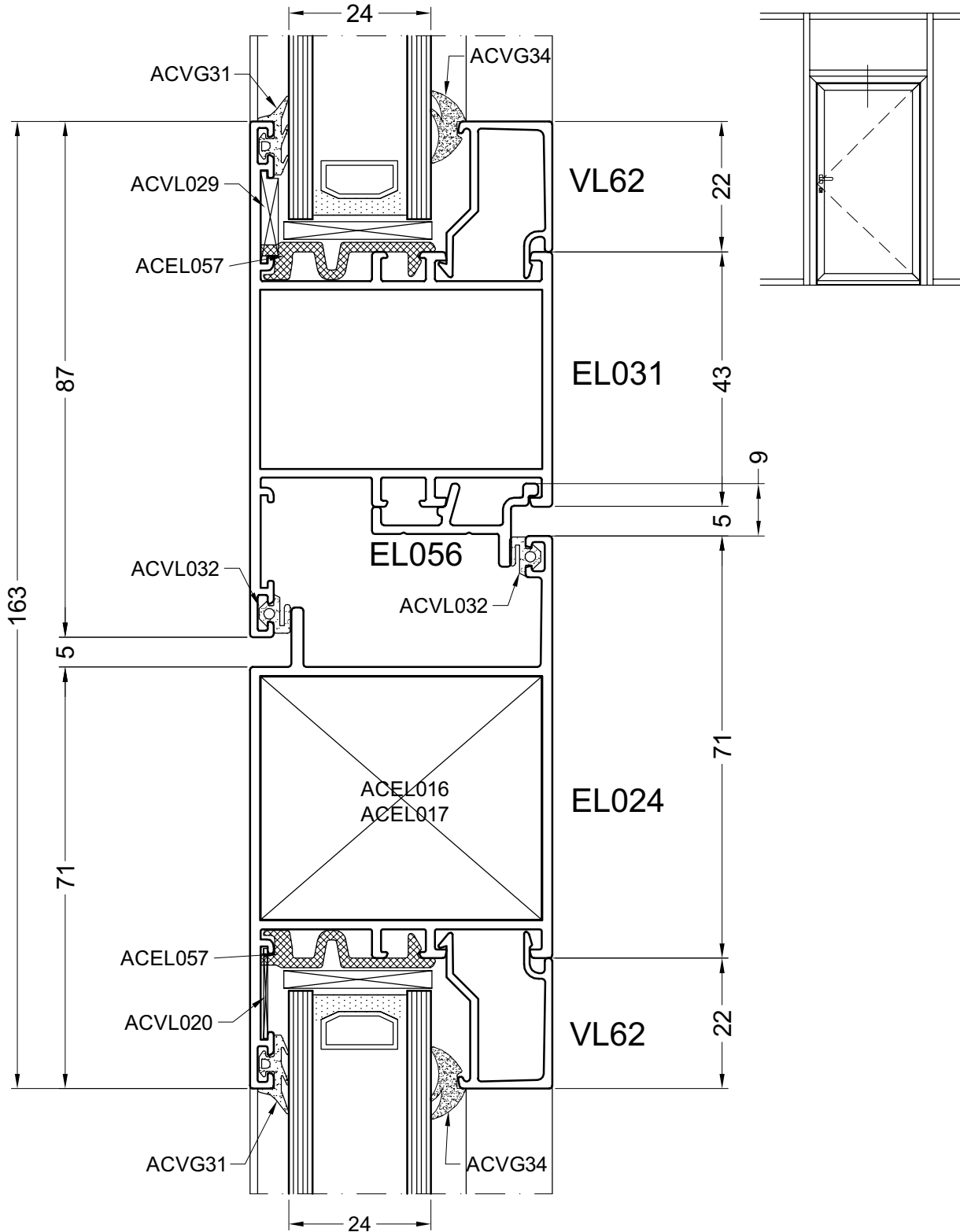
DOORSNEDE - COUPE - SCHNITT - SECTION



door25

25B

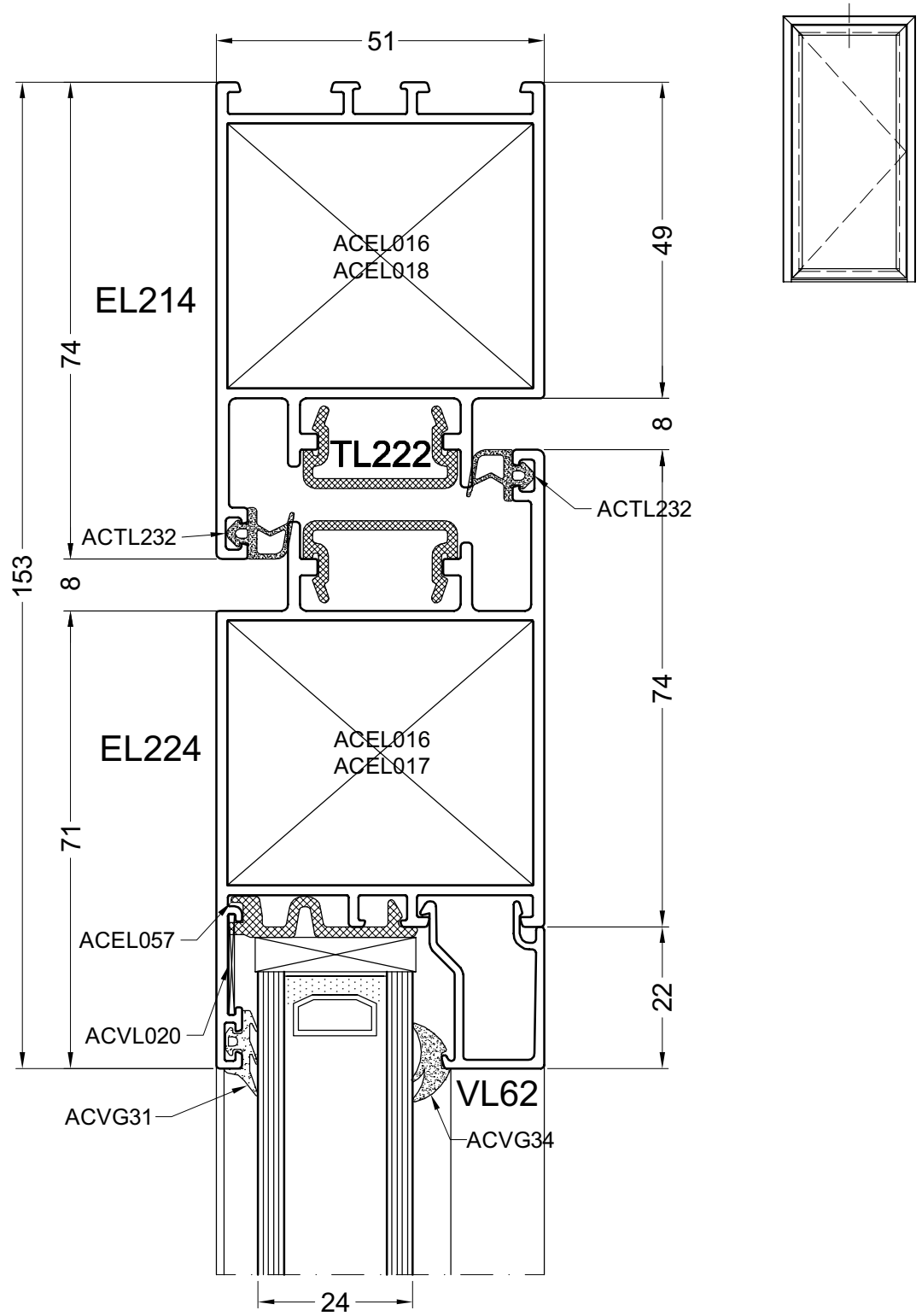
DOORSNEDE - COUPE - SCHNITT - SECTION



door25b

25C

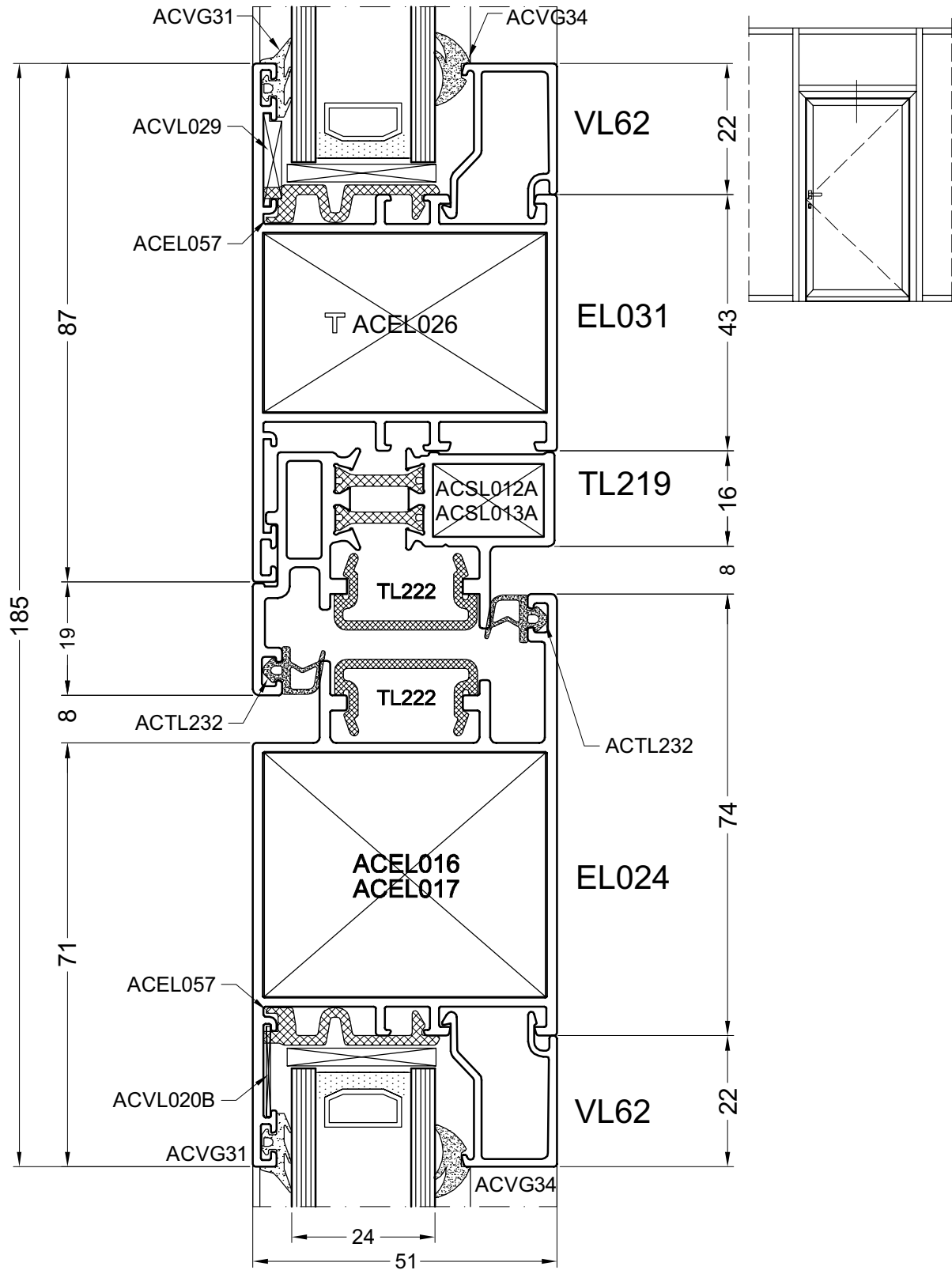
DOORSNEDE - COUPE - SCHNITT - SECTION



door25c

25D

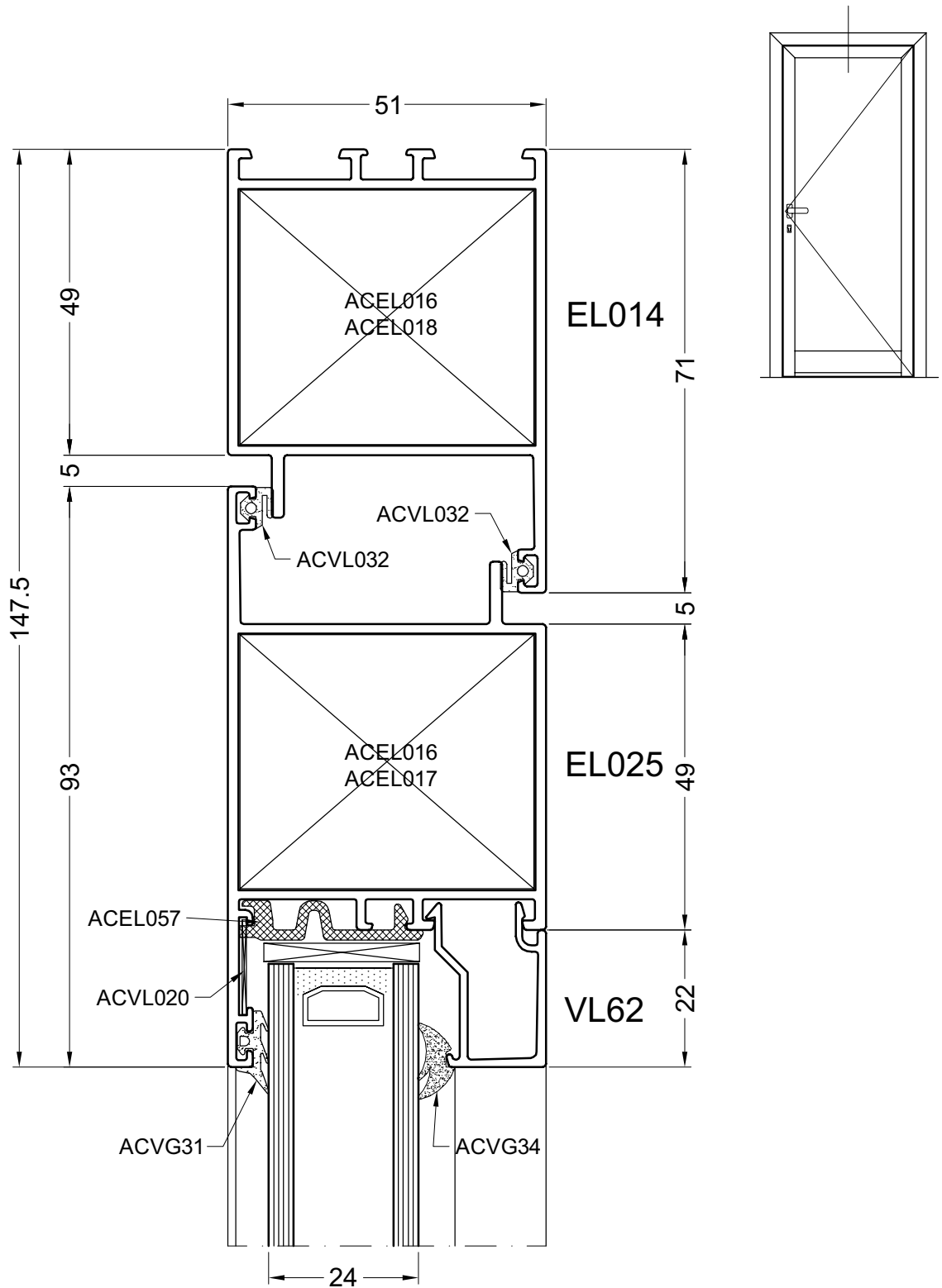
DOORSNEDE - COUPE - SCHNITT - SECTION



door25d

26A

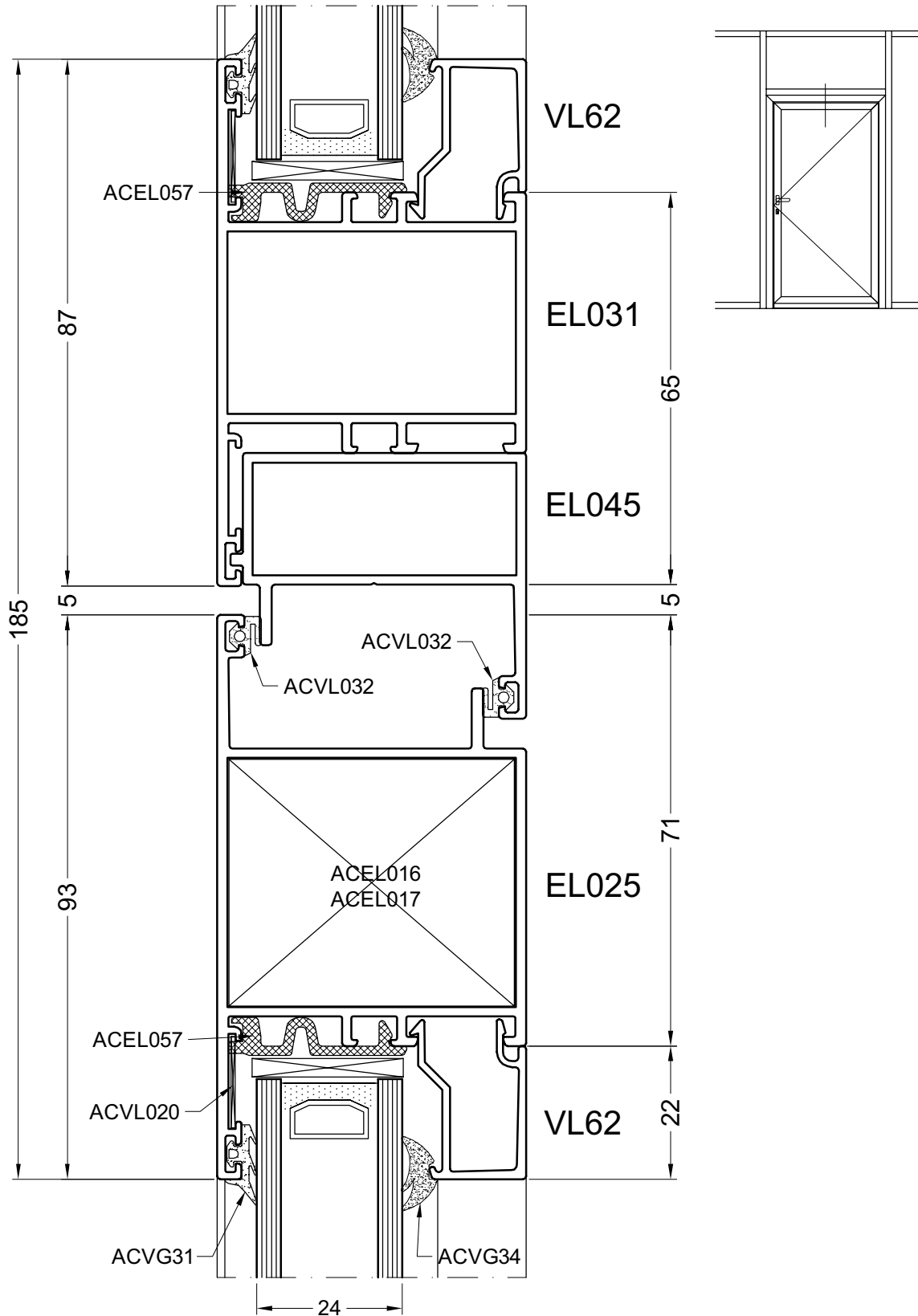
DOORSNEDE - COUPE - SCHNITT - SECTION



door26

26B

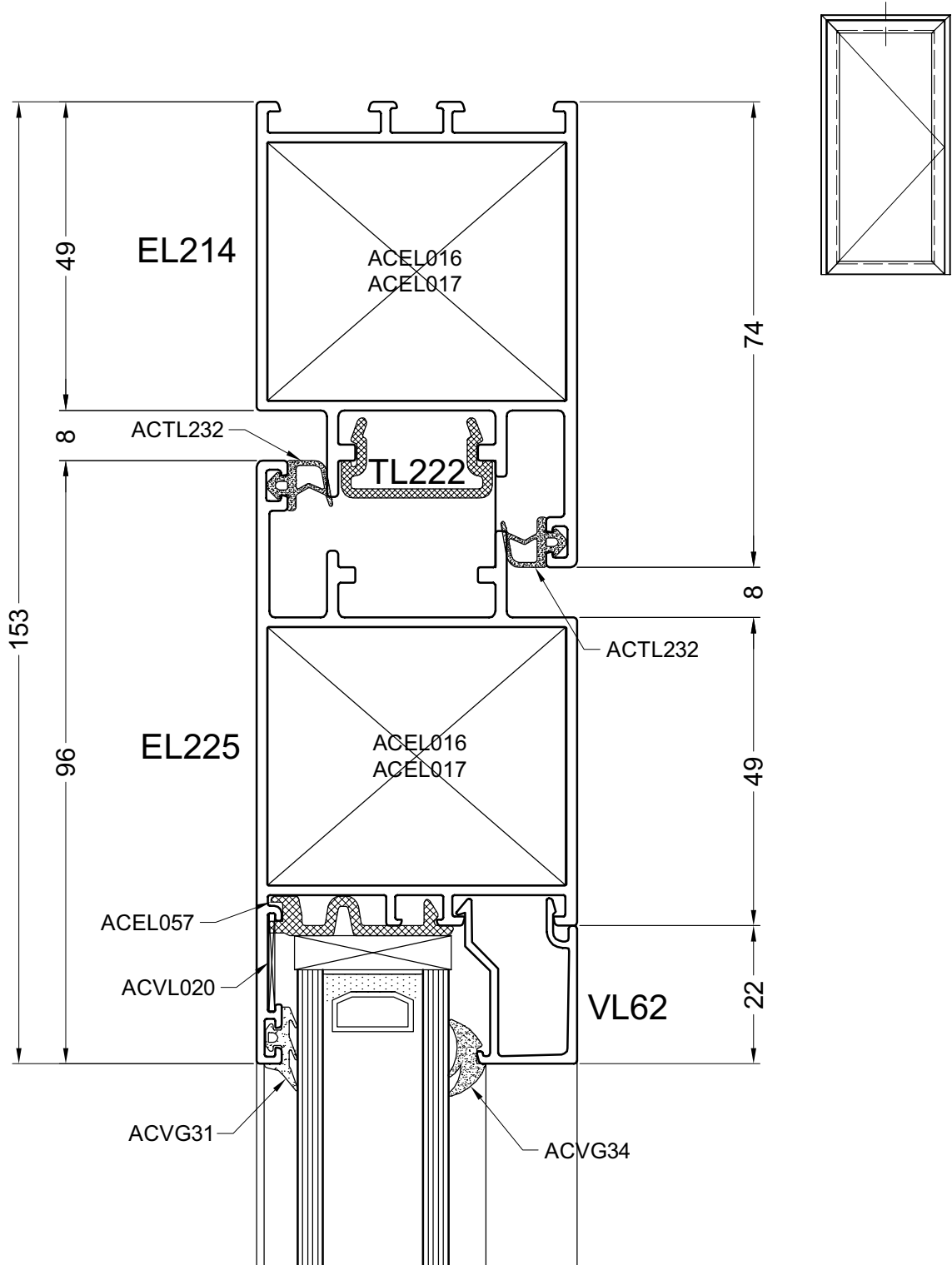
DOORSNEDE - COUPE - SCHNITT - SECTION



door26b

26C

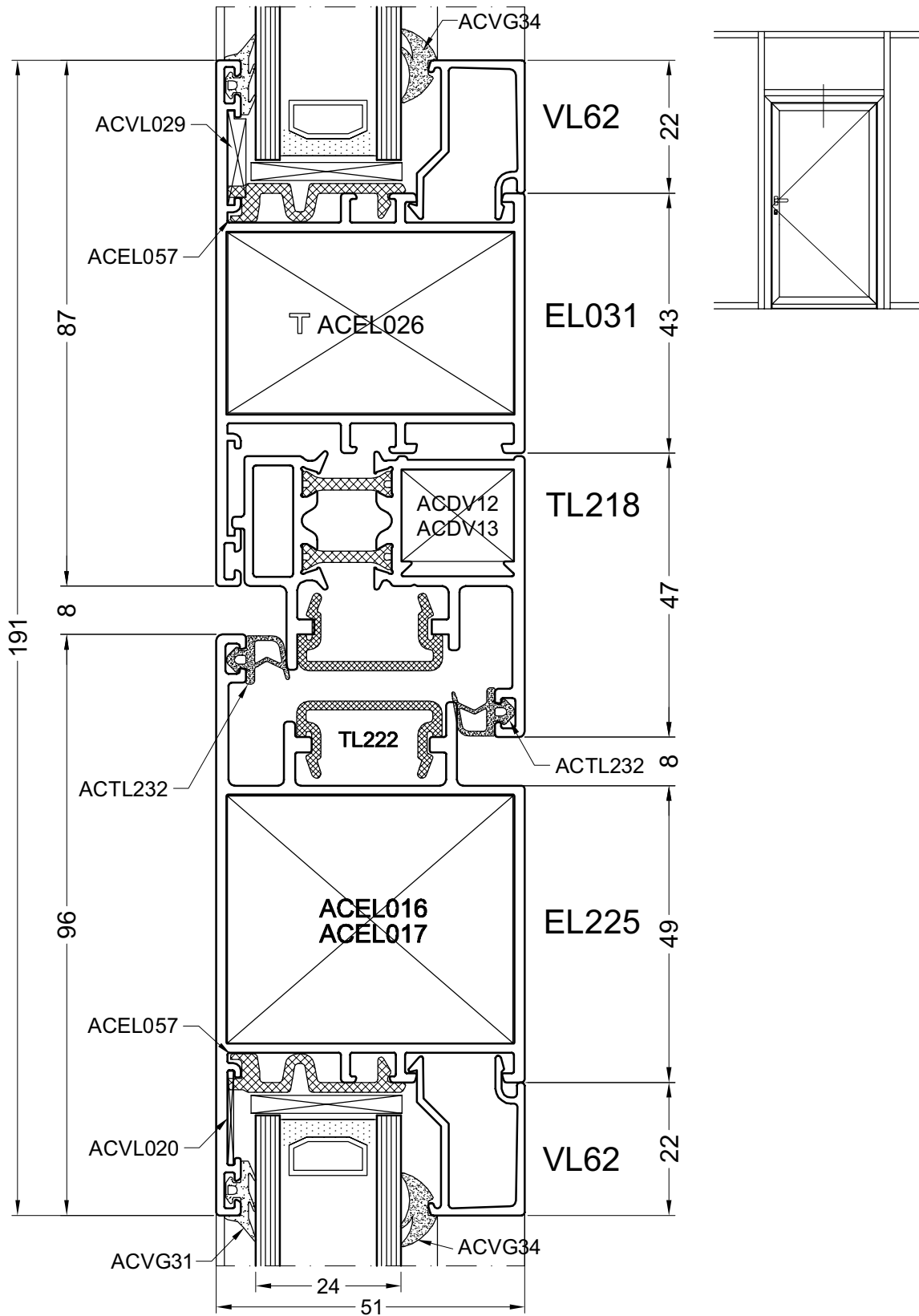
DOORSNEDE - COUPE - SCHNITT - SECTION



door26c

26D

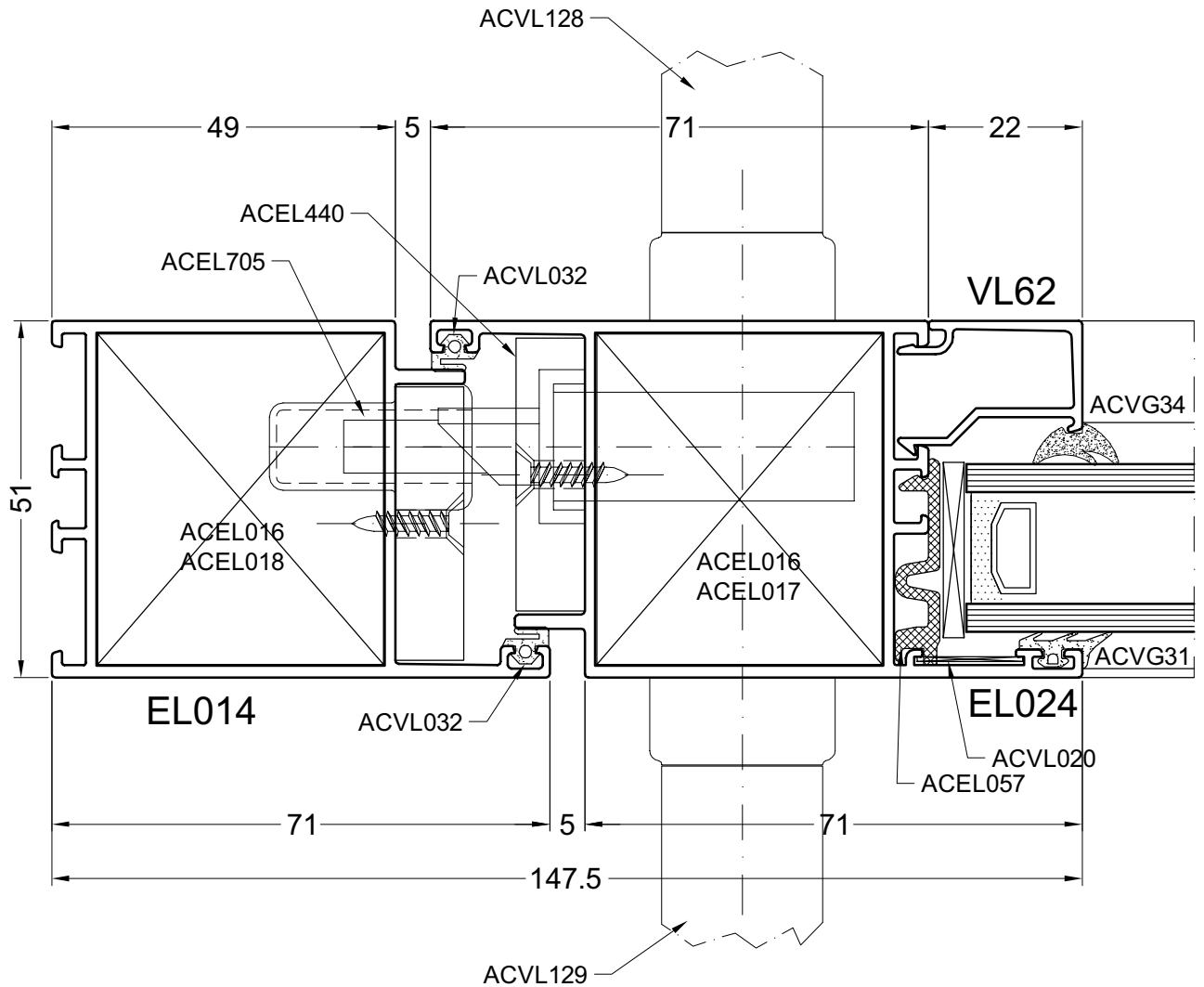
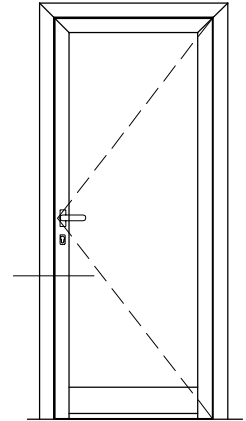
DOORSNEDE - COUPE - SCHNITT - SECTION



door26d

27A

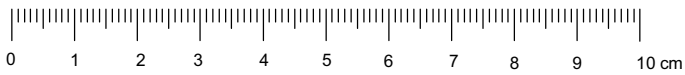
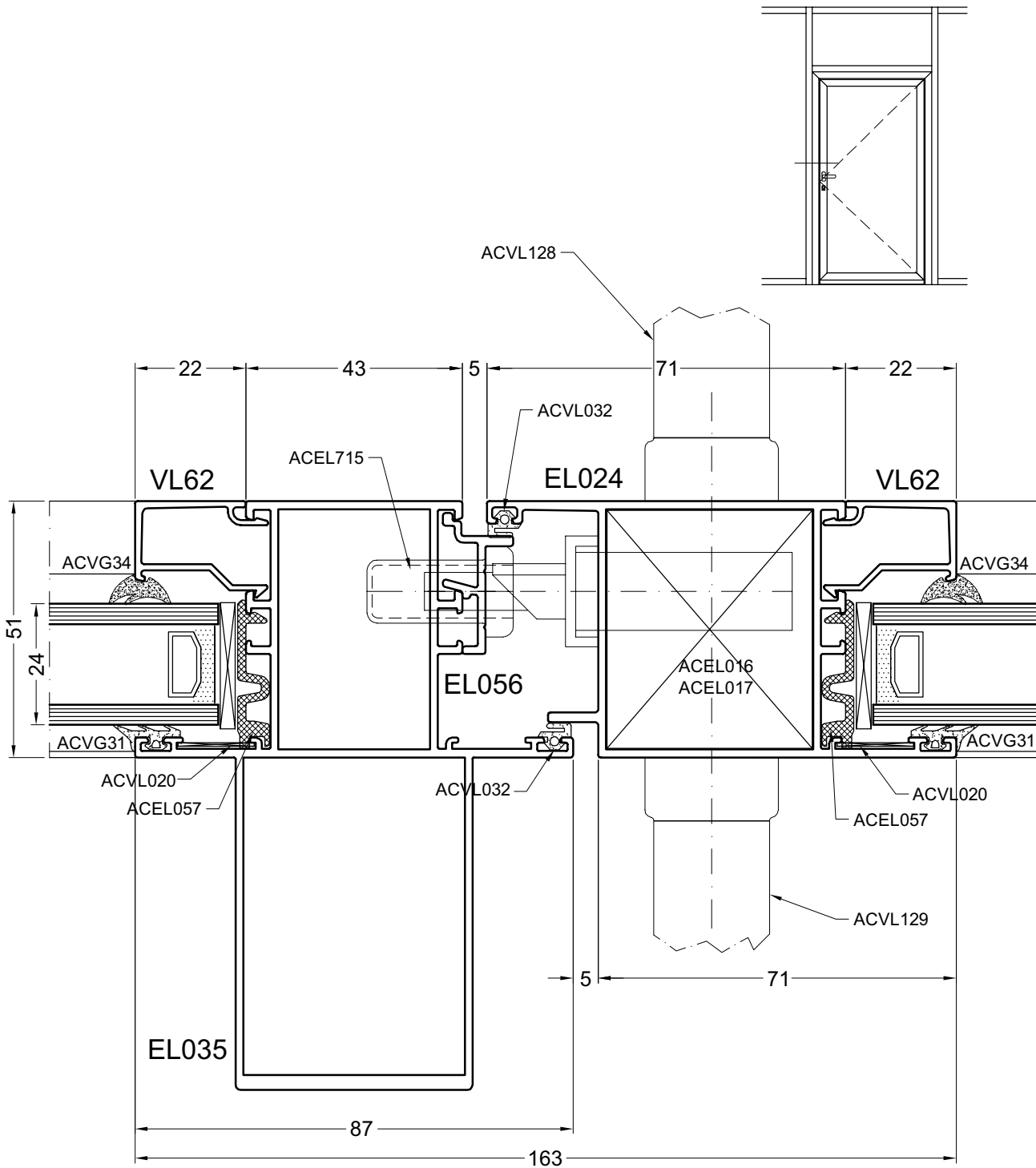
DOORSNEDE - COUPE - SCHNITT - SECTION



door27

27B

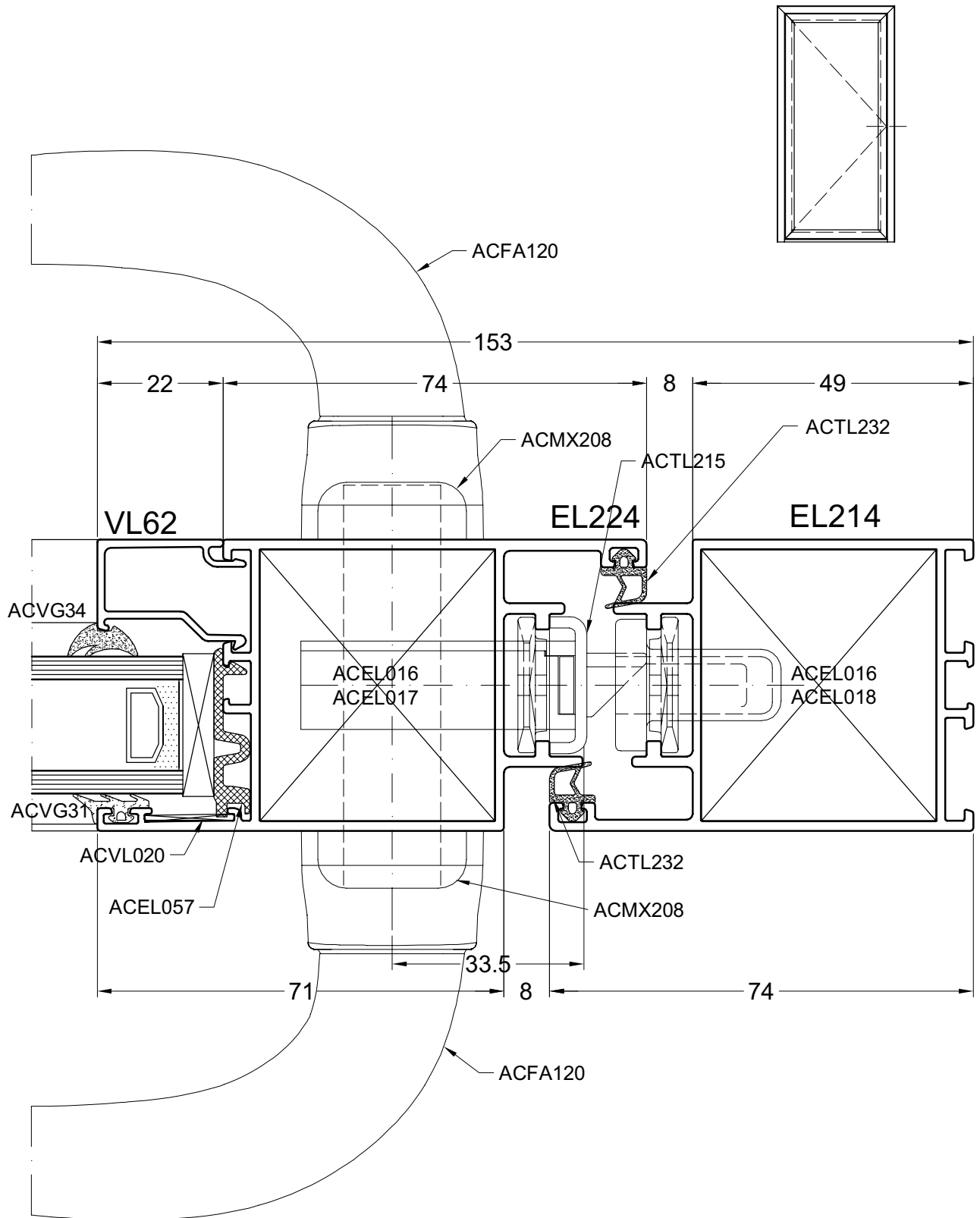
DOORSNEDE - COUPE - SCHNITT - SECTION



door27b

27C

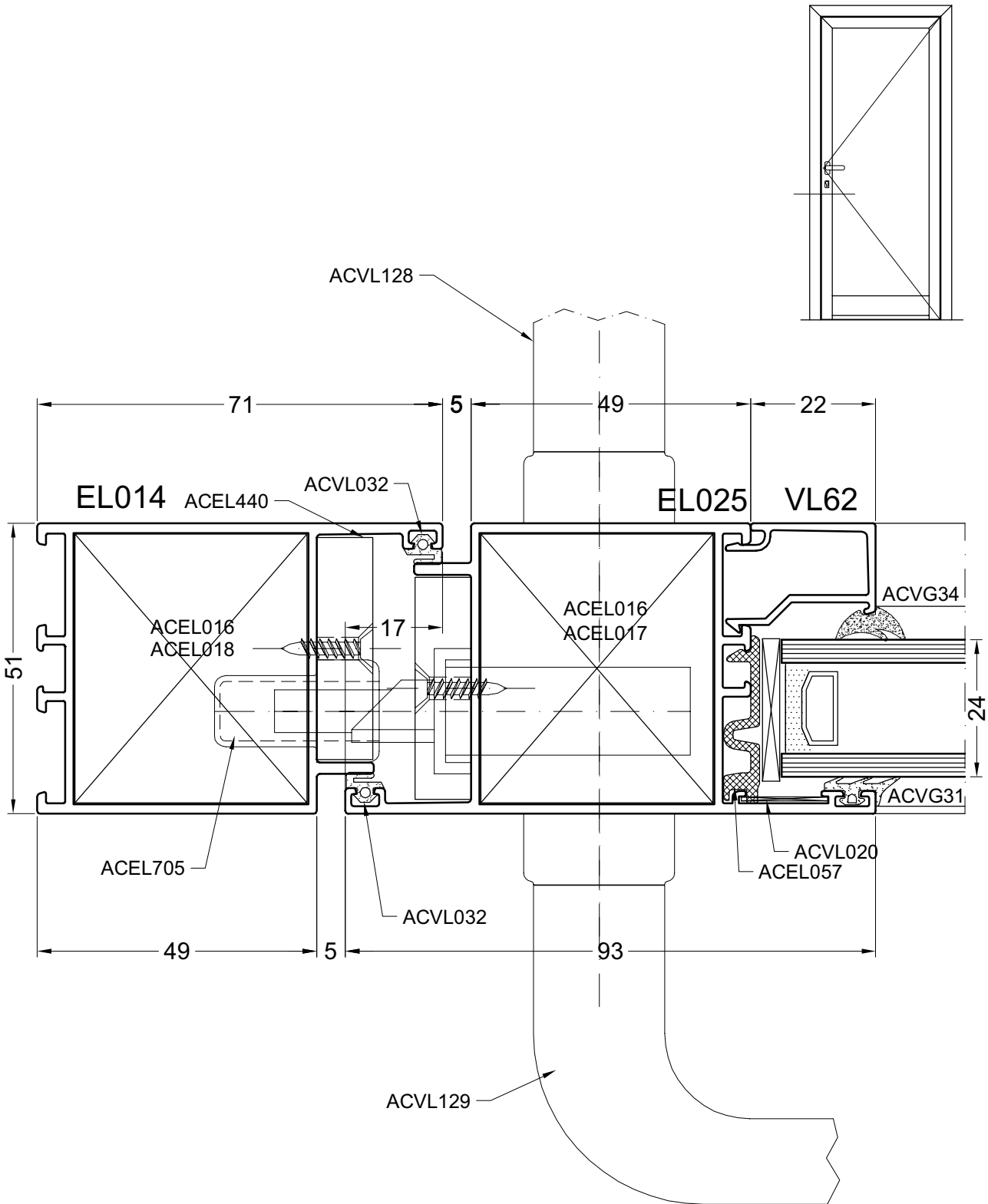
DOORSNEDE - COUPE - SCHNITT - SECTION



door27c

28A

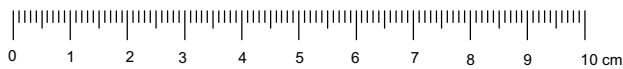
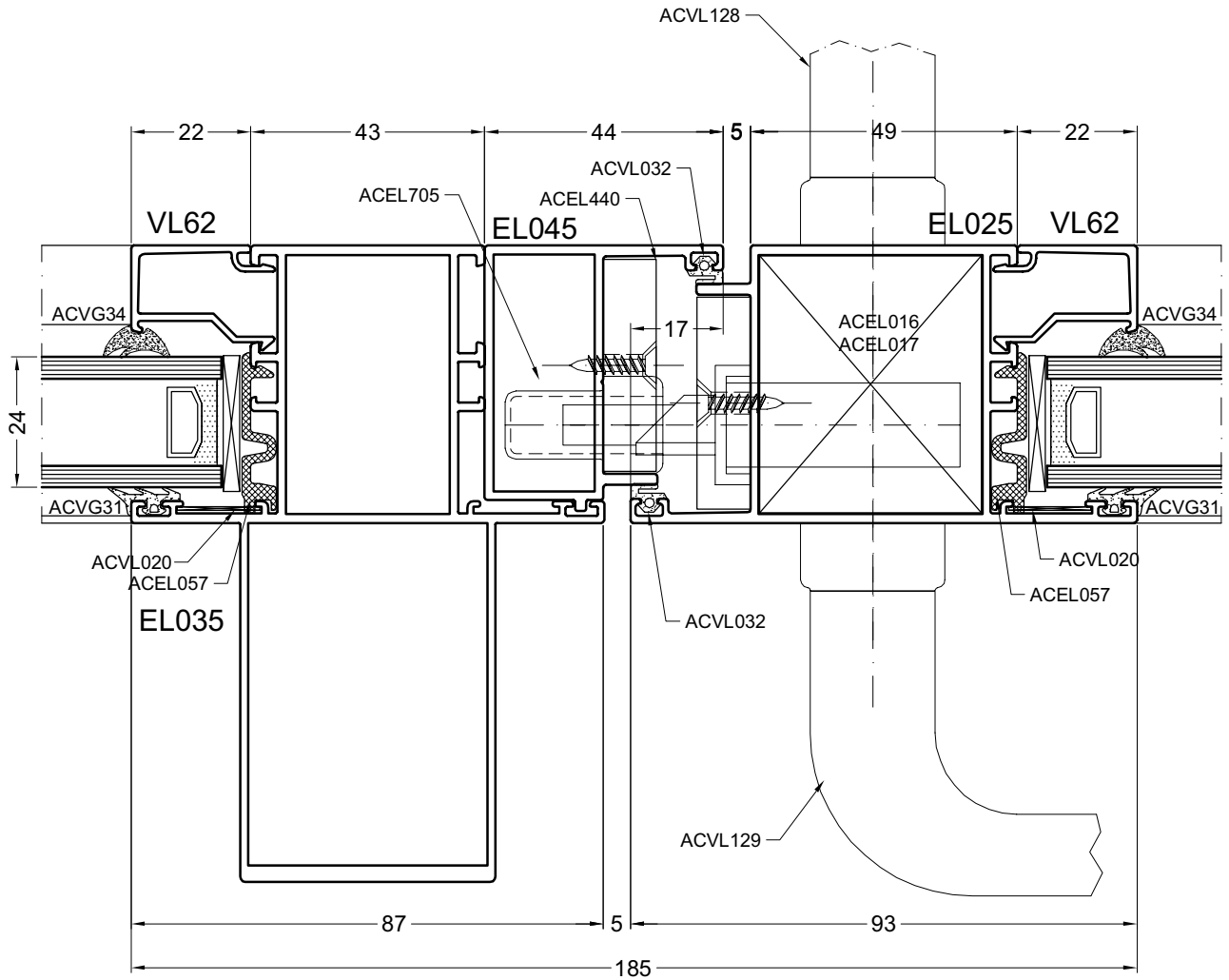
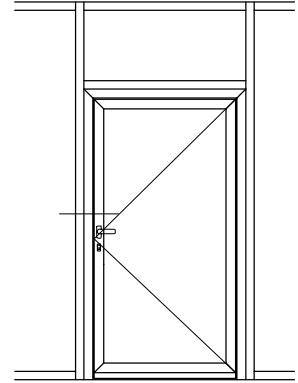
DOORSNEDE - COUPE - SCHNITT - SECTION



door28

28B

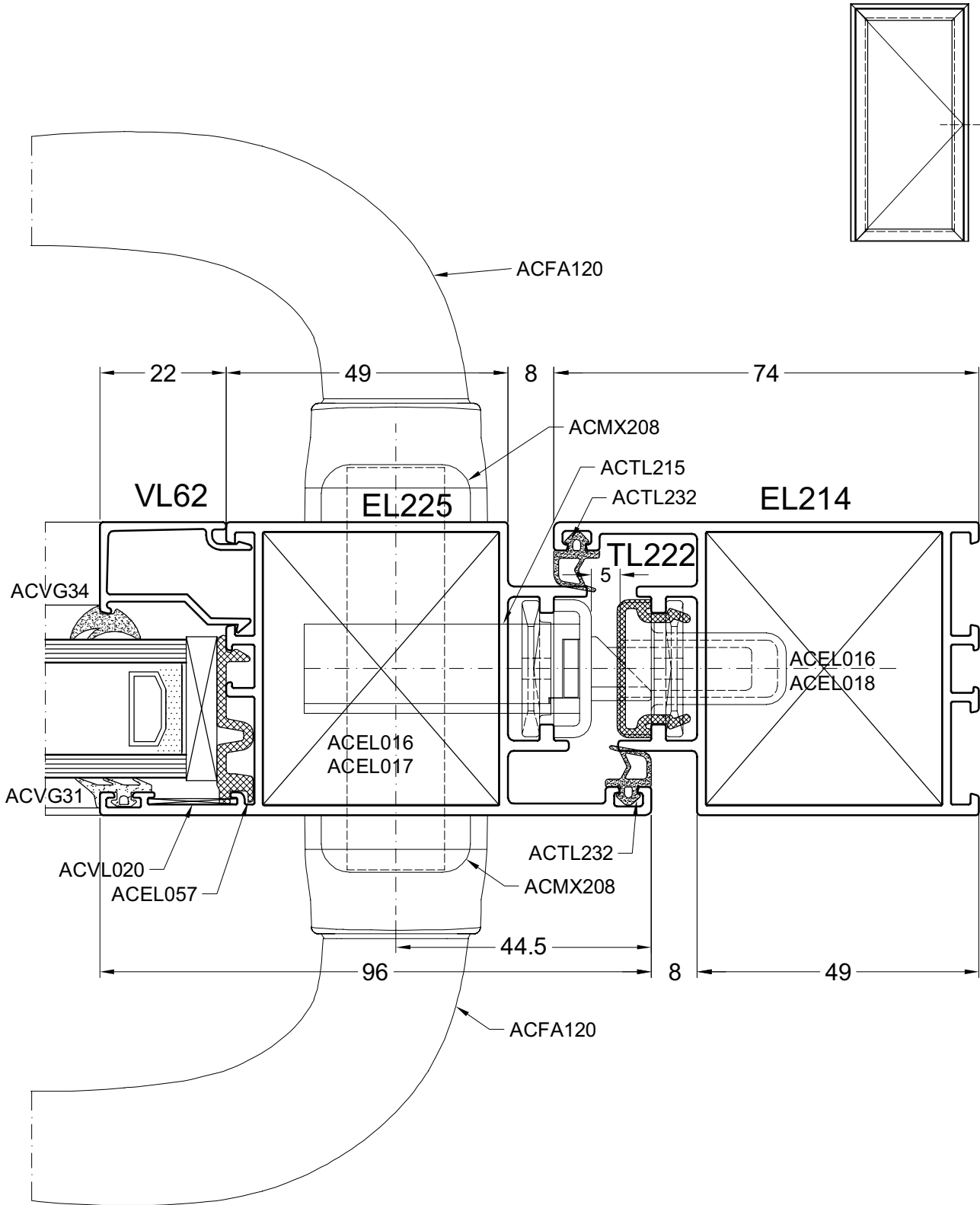
DOORSNEDE - COUPE - SCHNITT - SECTION



door28b

28C

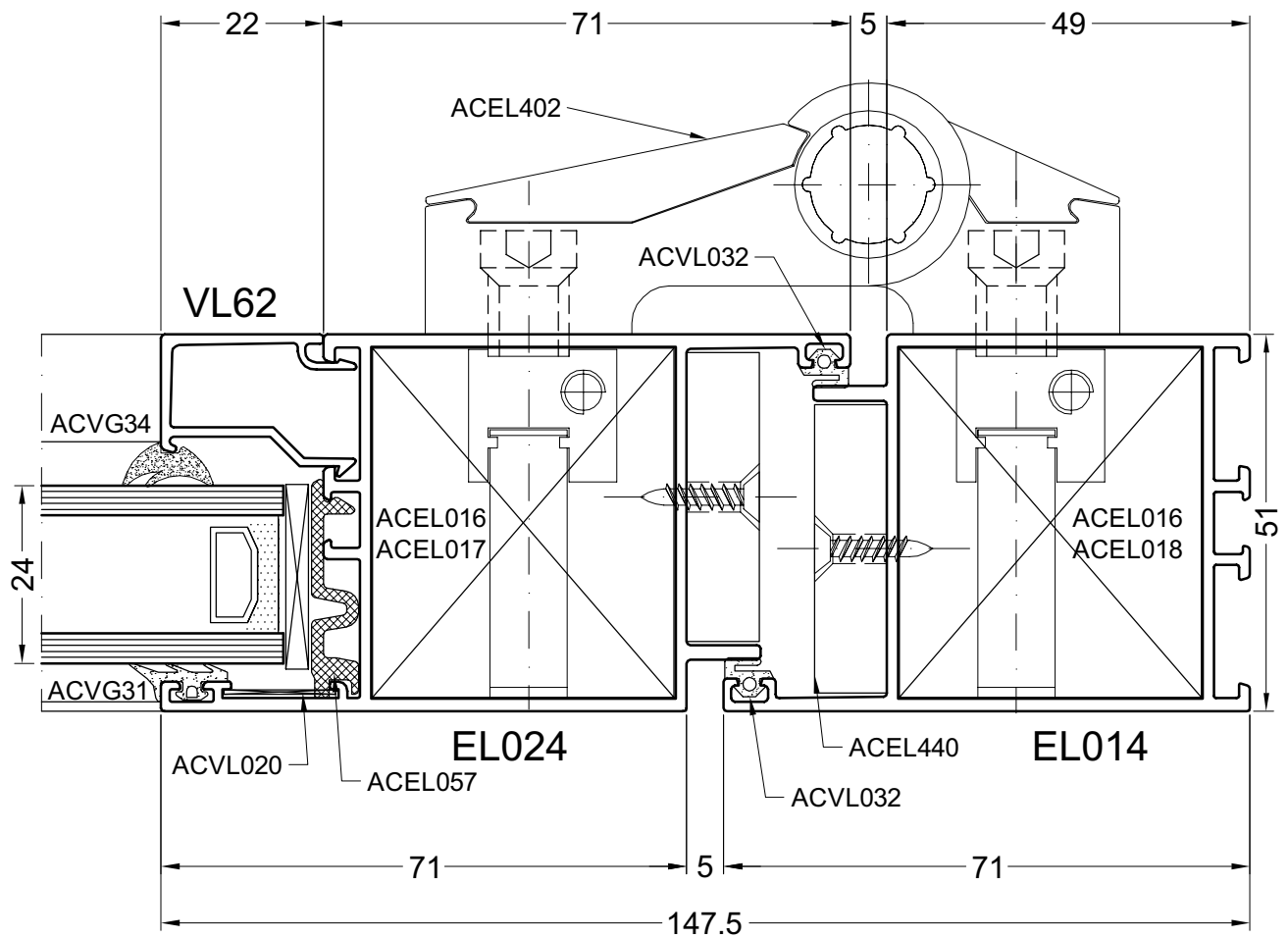
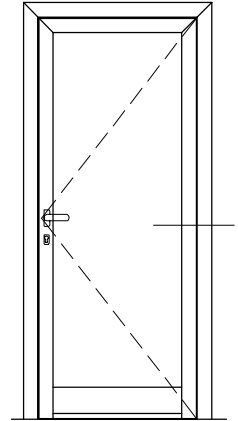
DOORSNEDE - COUPE - SCHNITT - SECTION



door28c

29A

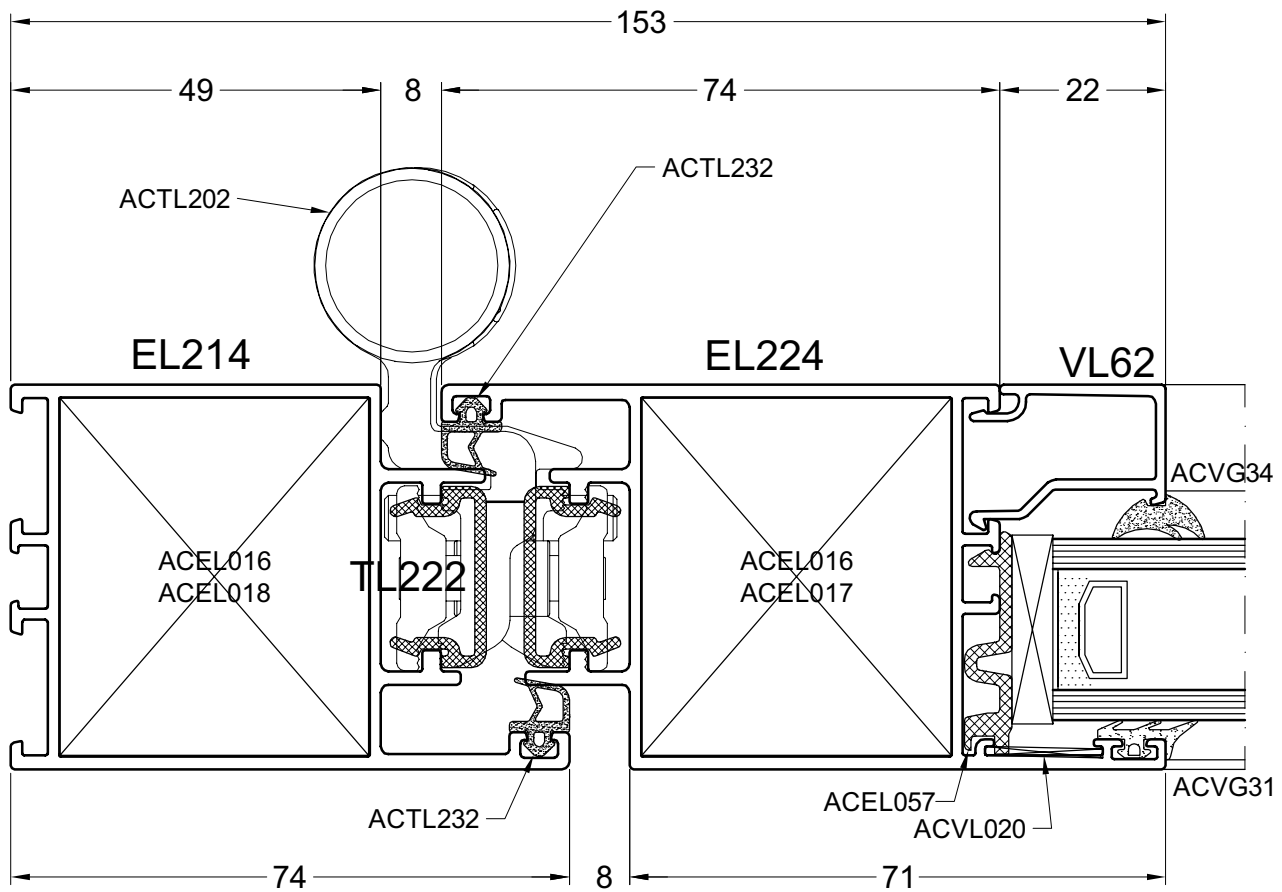
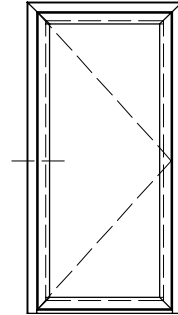
DOORSNEDE - COUPE - SCHNITT - SECTION



door29

29B

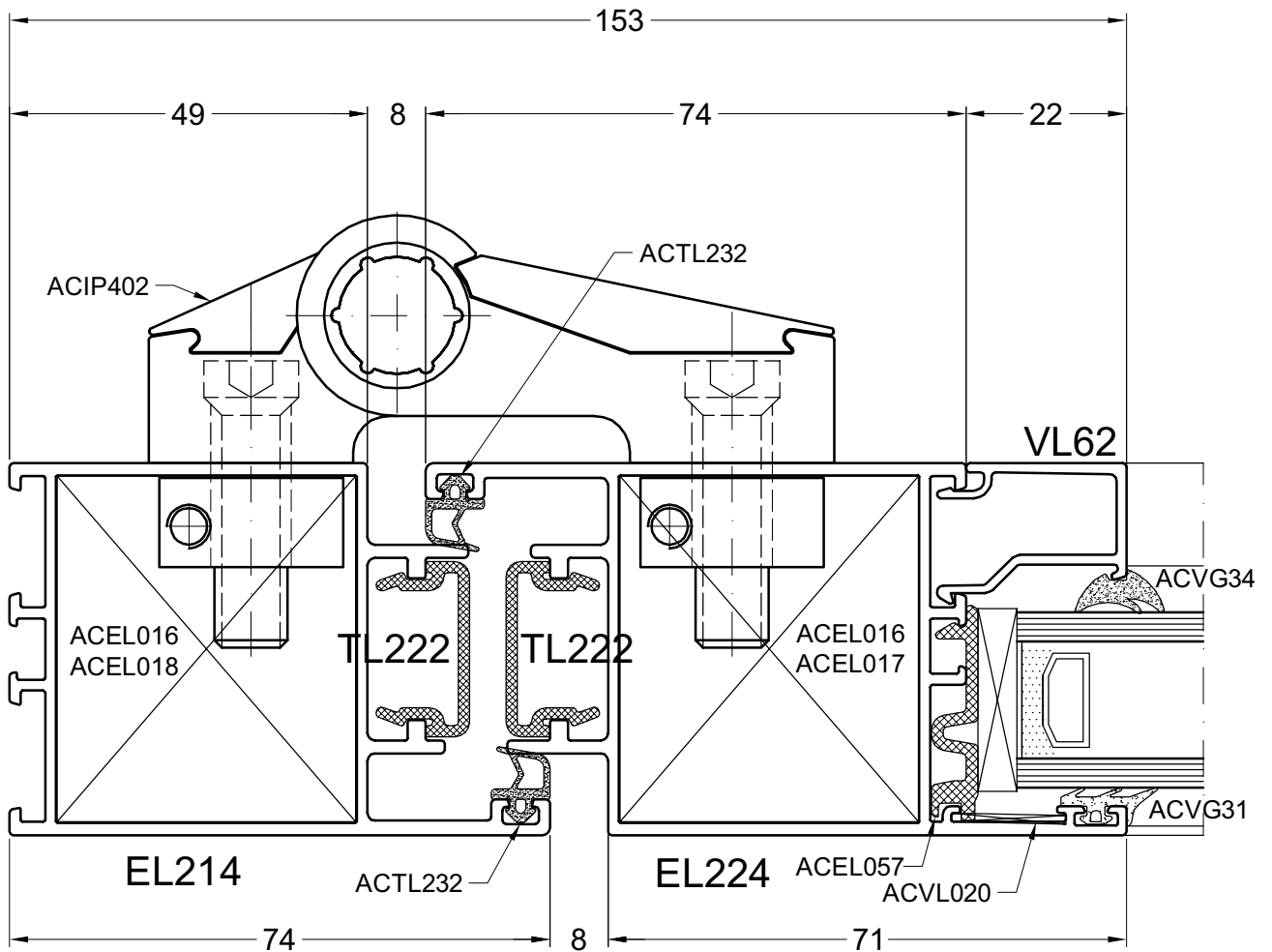
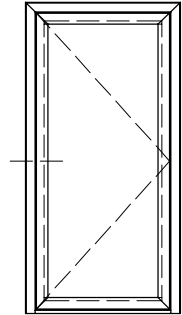
DOORSNEDE - COUPE - SCHNITT - SECTION



door29b

29C

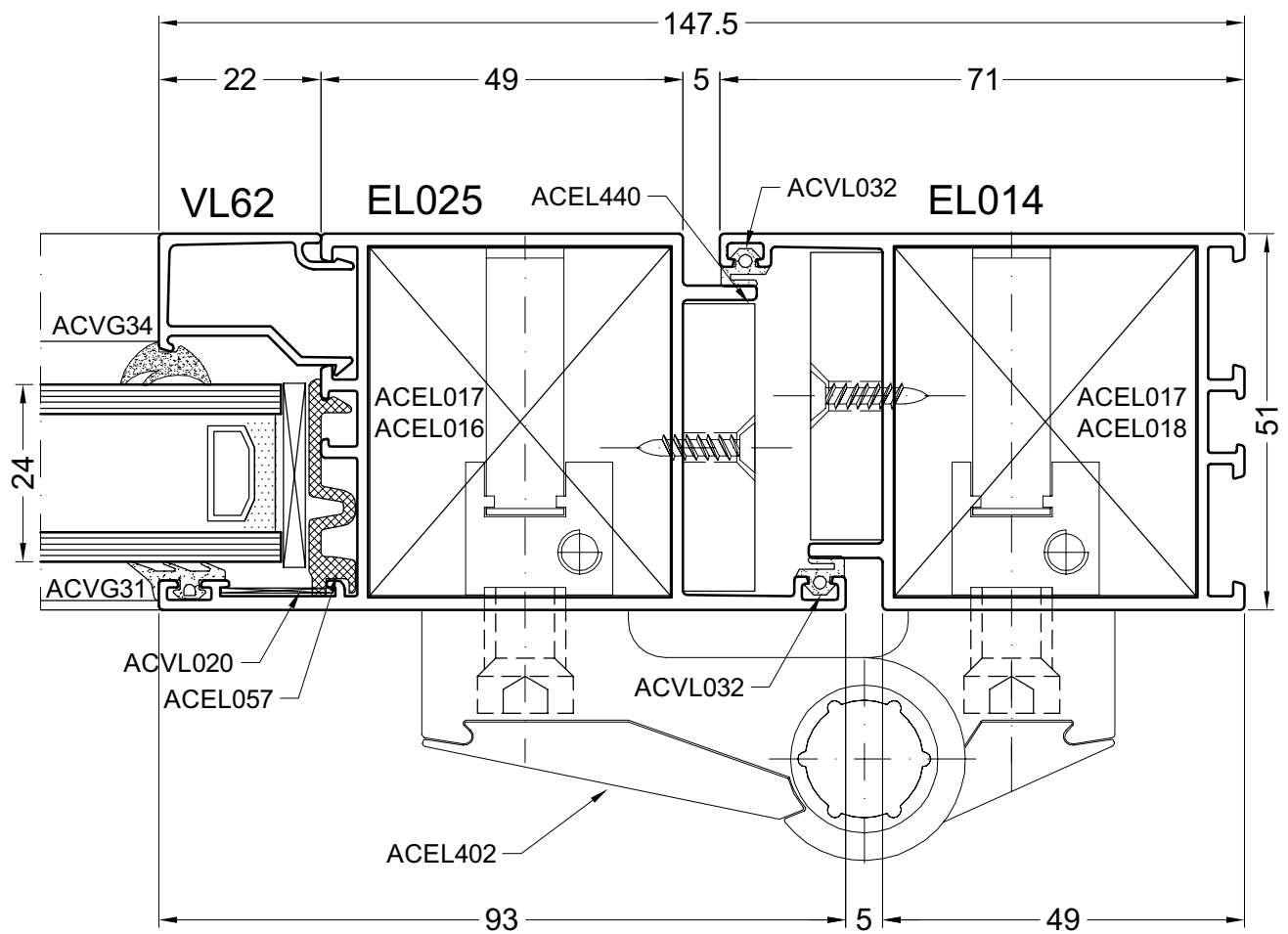
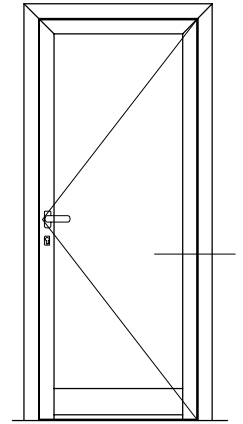
DOORSNEDE - COUPE - SCHNITT - SECTION



door29c

30

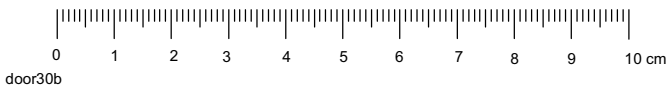
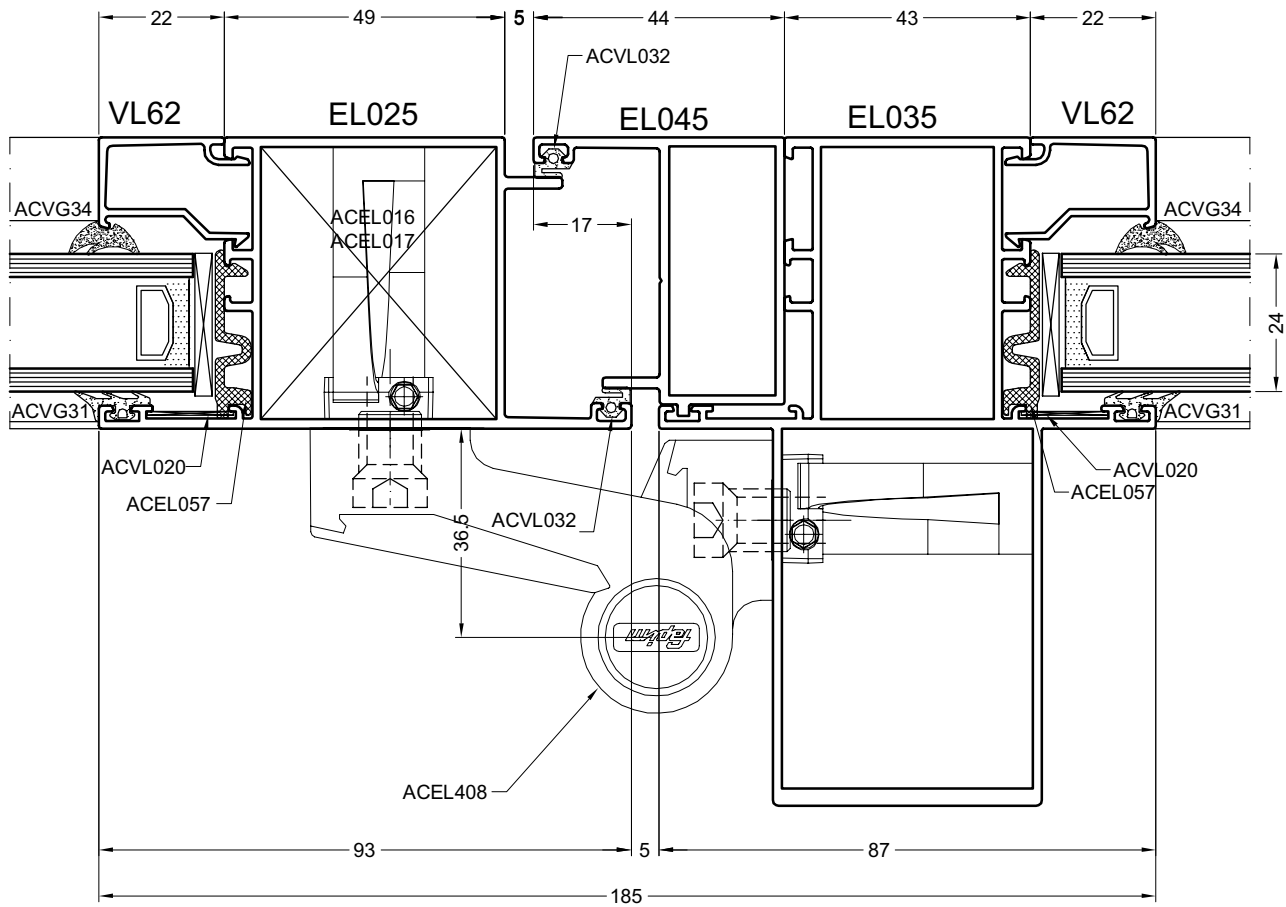
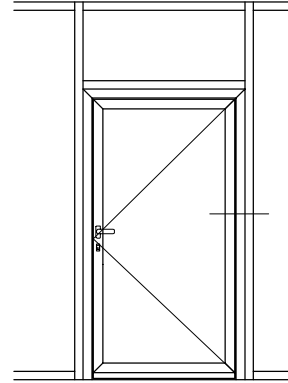
DOORSNEDE - COUPE - SCHNITT - SECTION



door30

30B

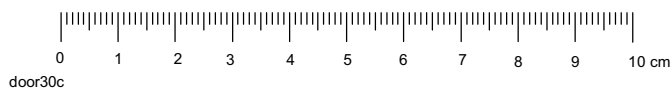
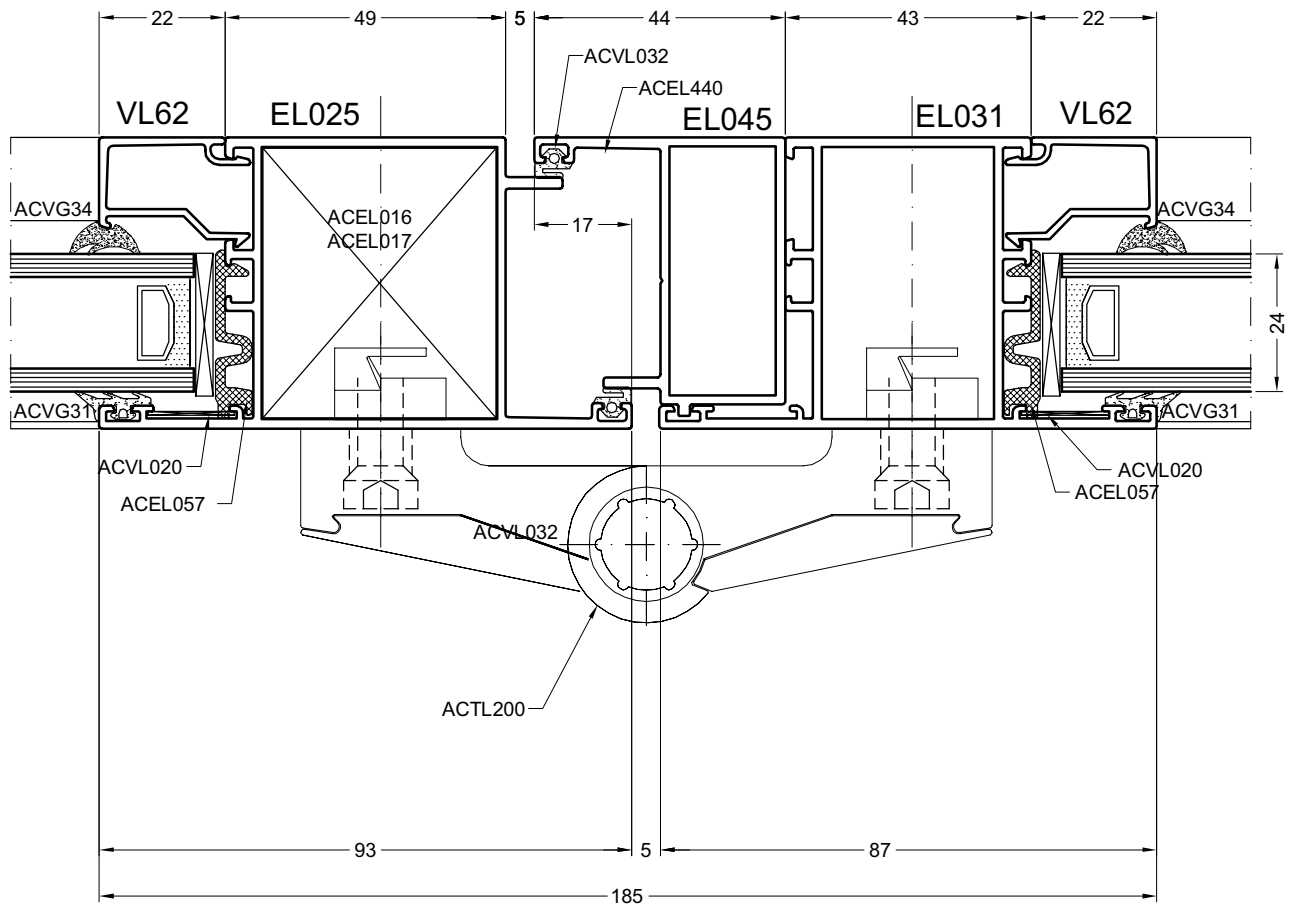
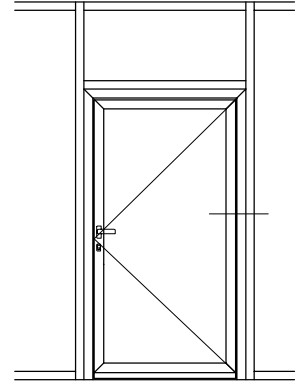
DOORSNEDE - COUPE - SCHNITT - SECTION



door30b

30C

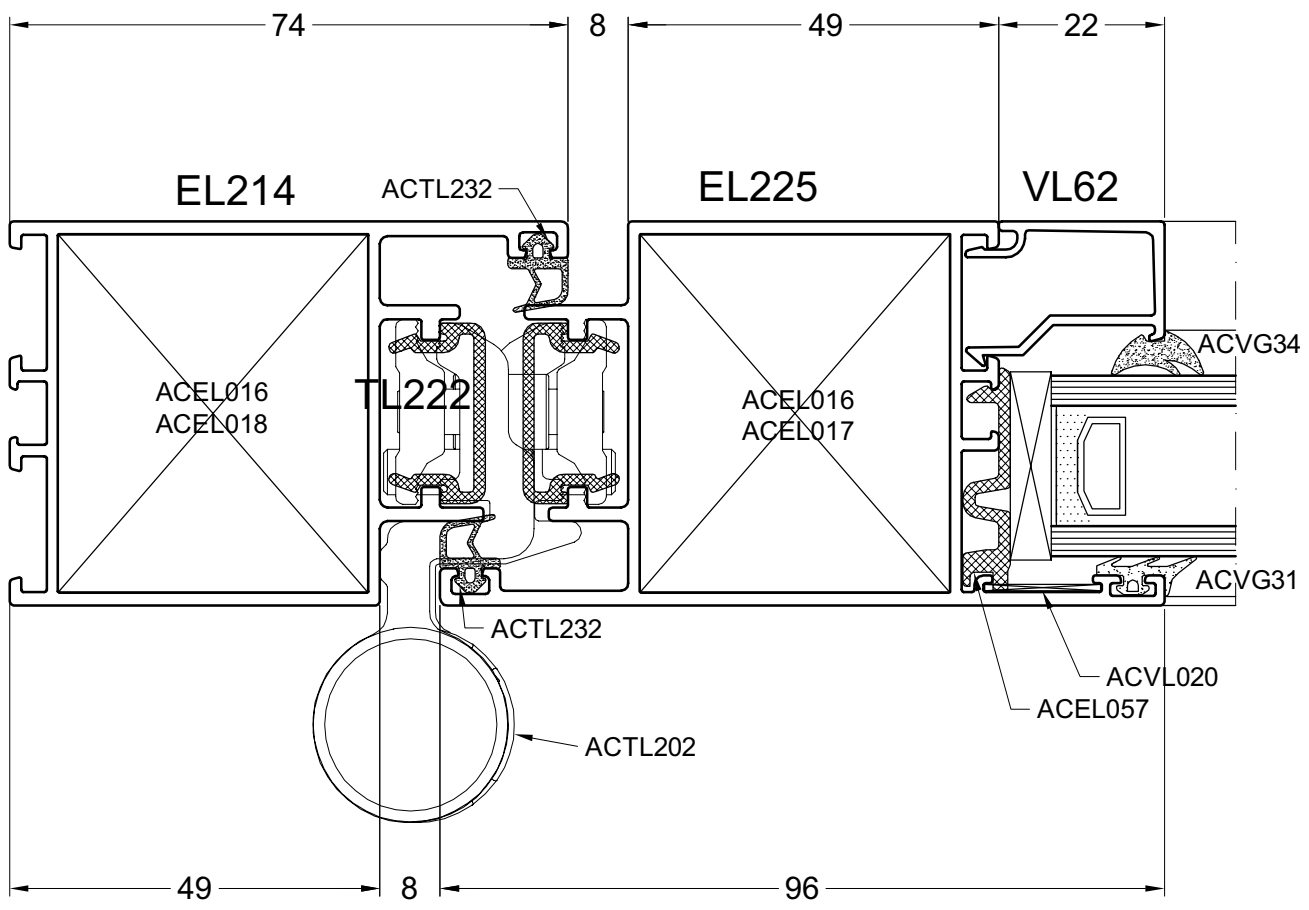
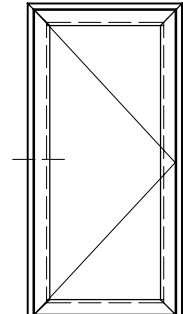
DOORSNEDE - COUPE - SCHNITT - SECTION



door30c

30D

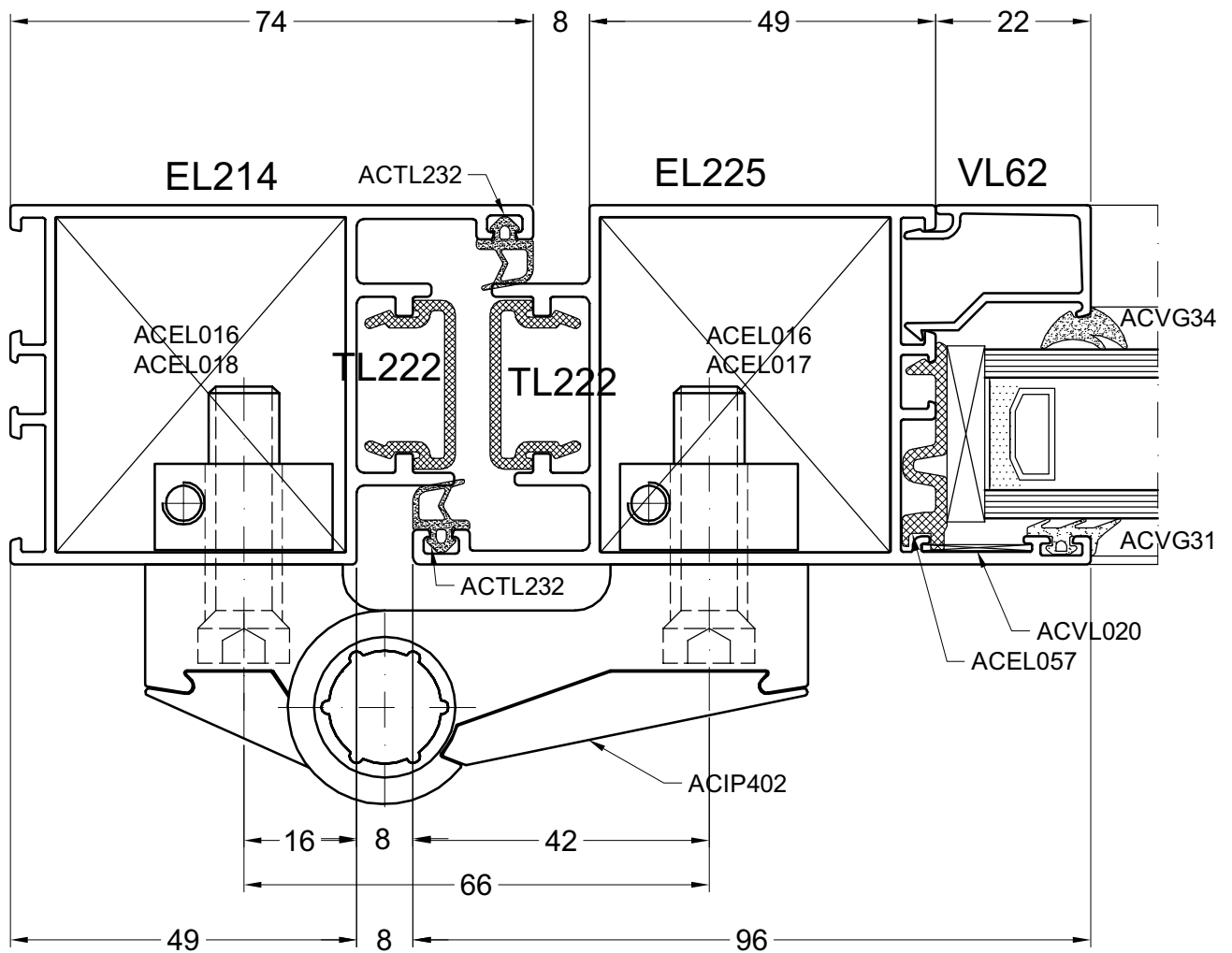
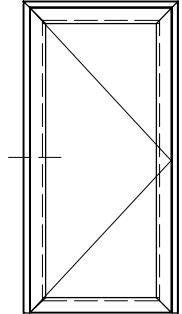
DOORSNEDE - COUPE - SCHNITT - SECTION



door30d

30E

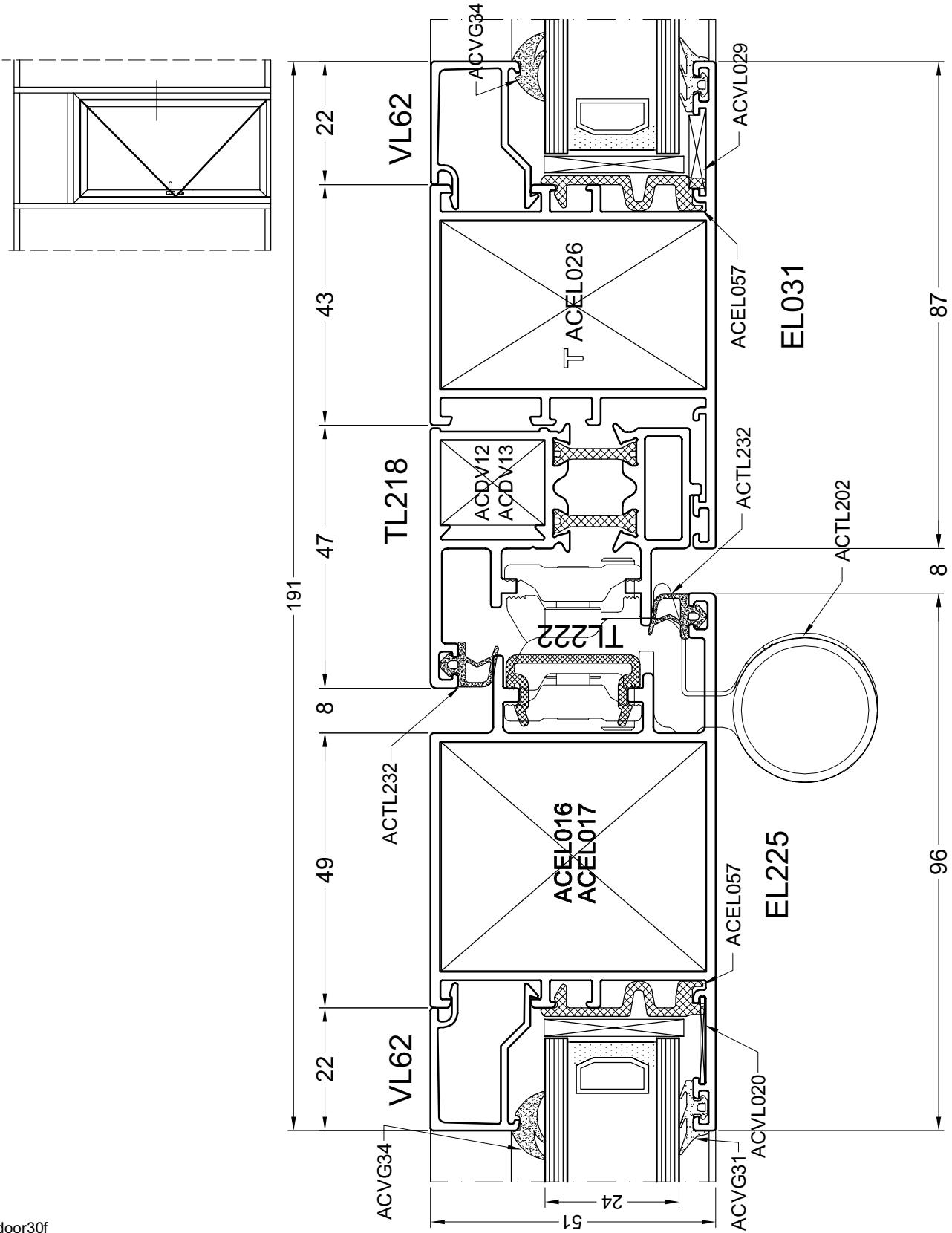
DOORSNEDE - COUPE - SCHNITT - SECTION



door30e

30F

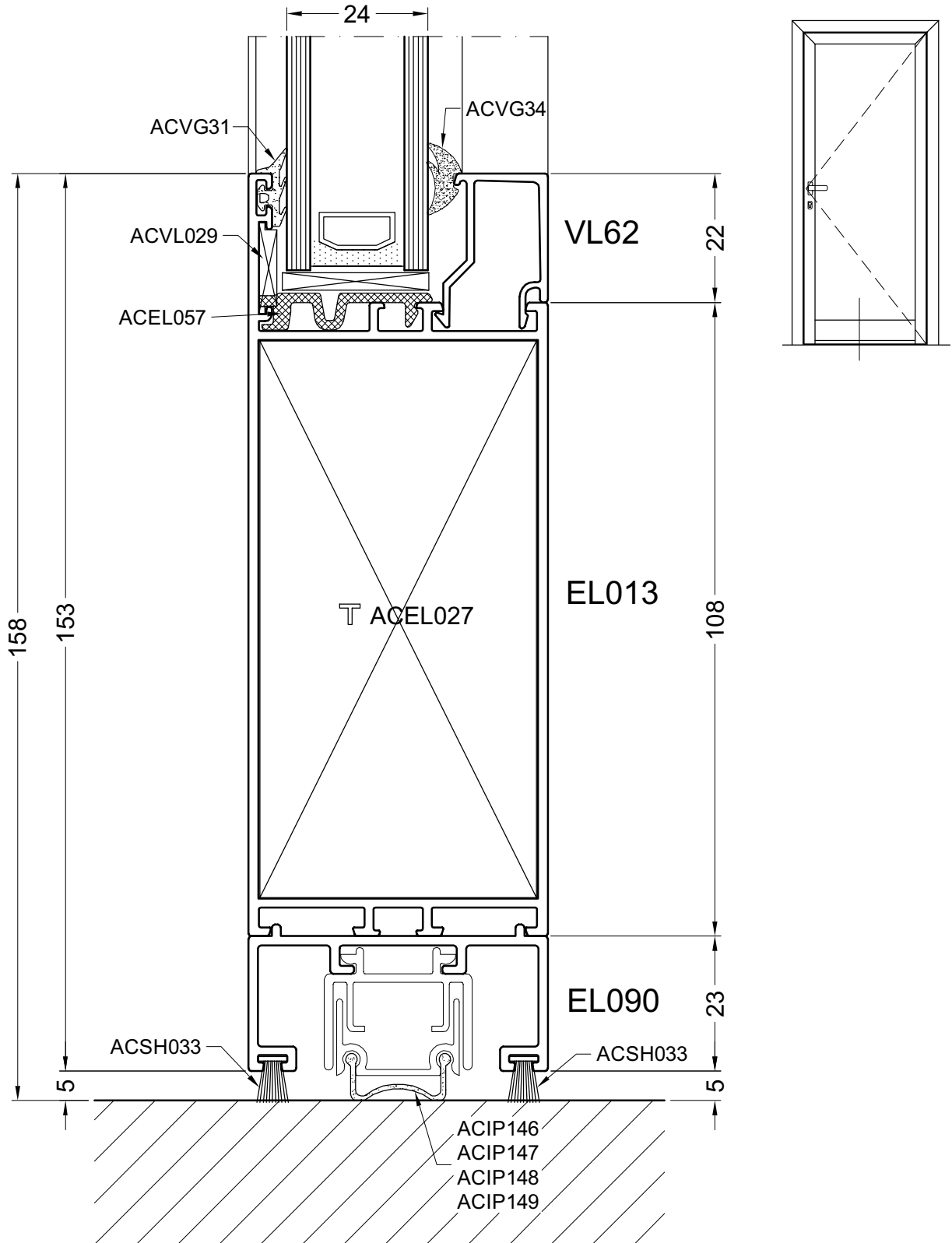
DOORSNEDE - COUPE - SCHNITT - SECTION



door30f

31

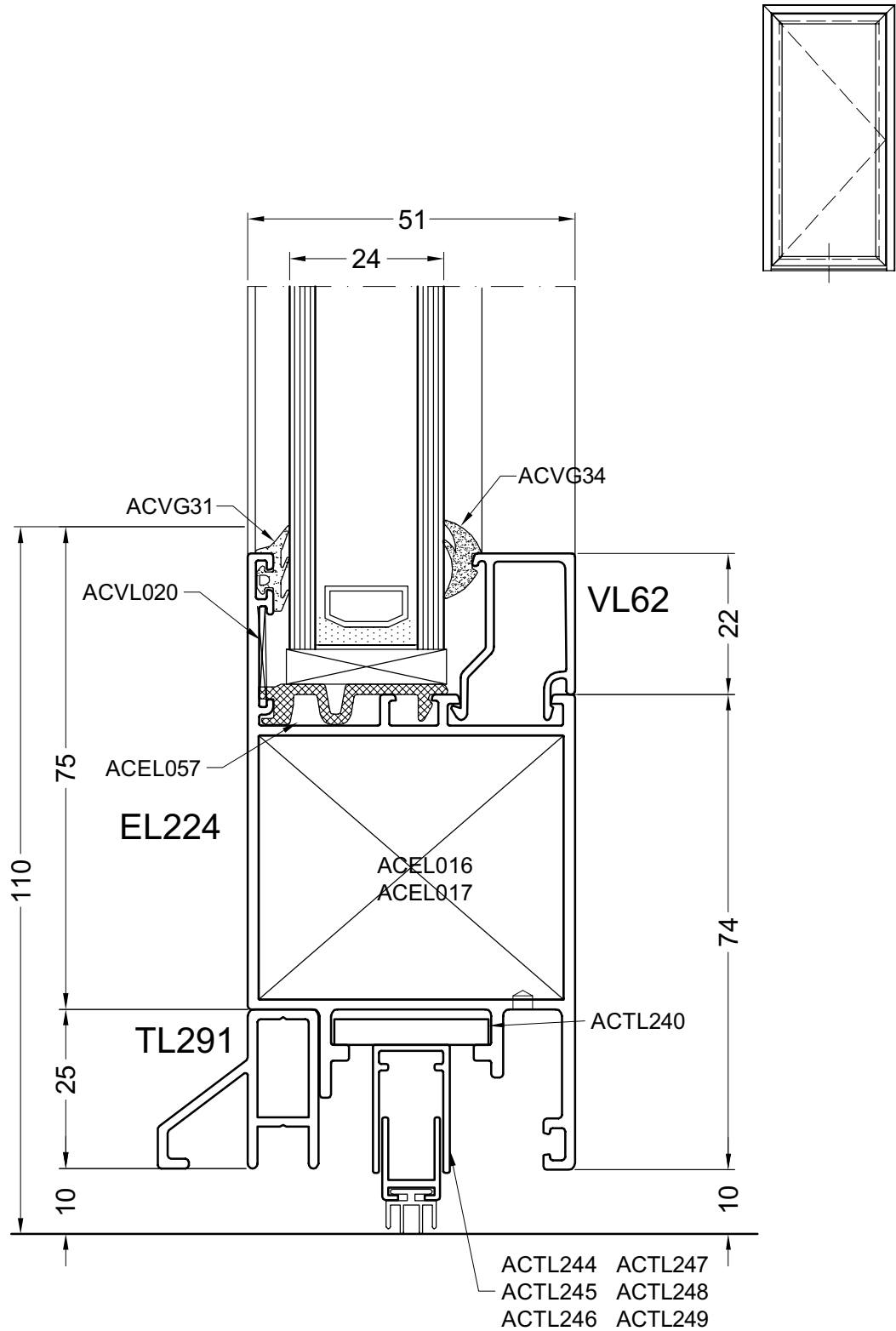
DOORSNEDE - COUPE - SCHNITT - SECTION



door31

31C

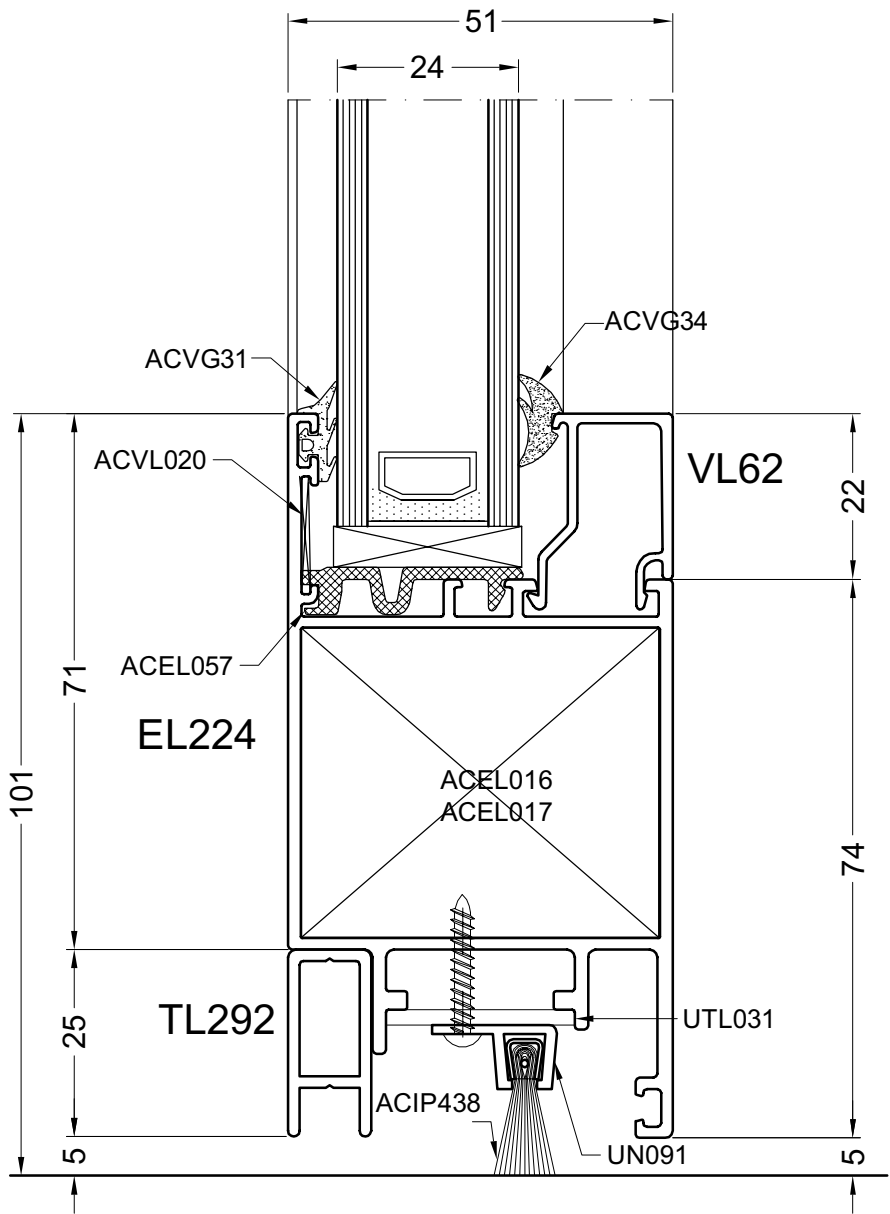
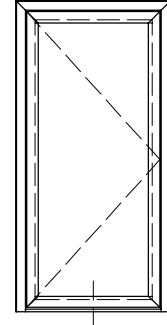
DOORSNEDE - COUPE - SCHNITT - SECTION



door31c

31D

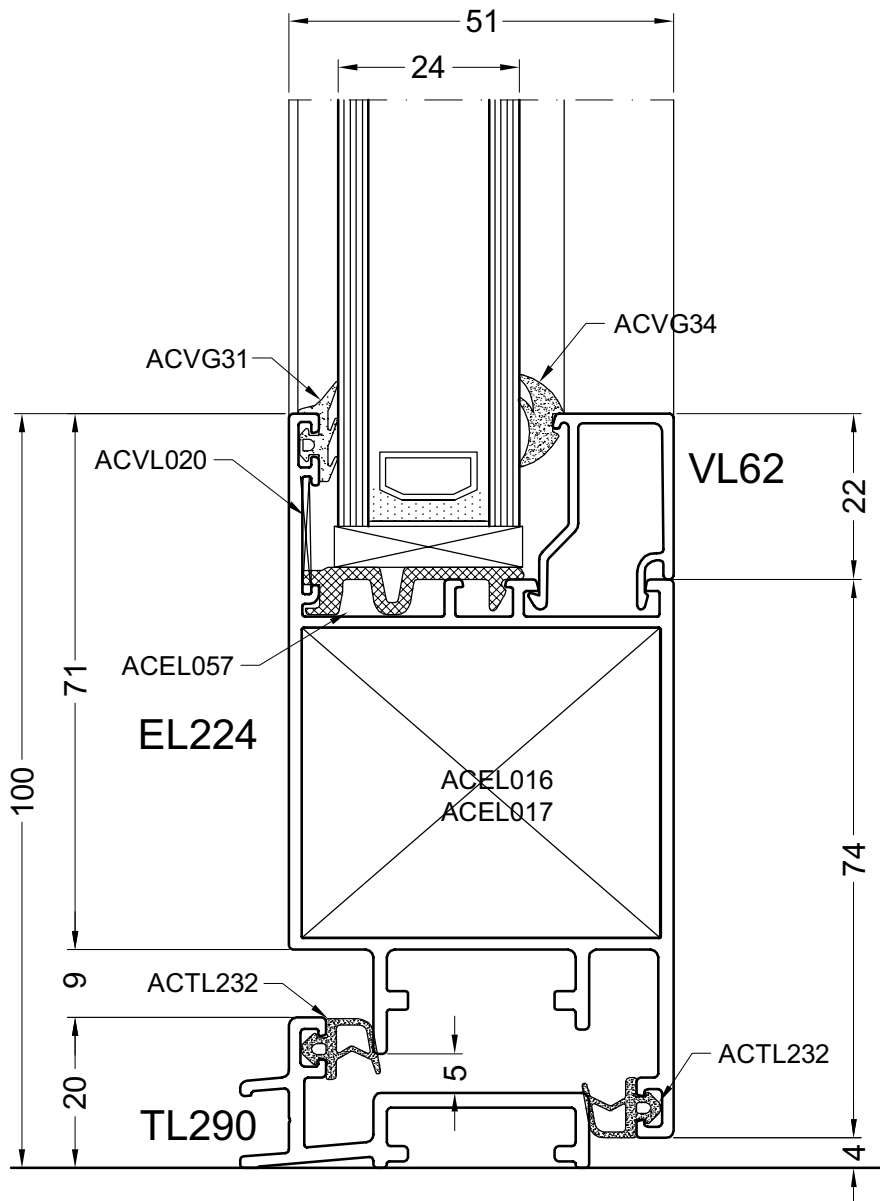
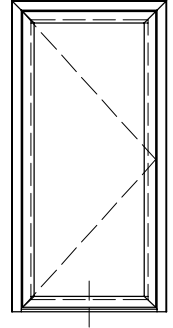
DOORSNEDE - COUPE - SCHNITT - SECTION



door31d

31E

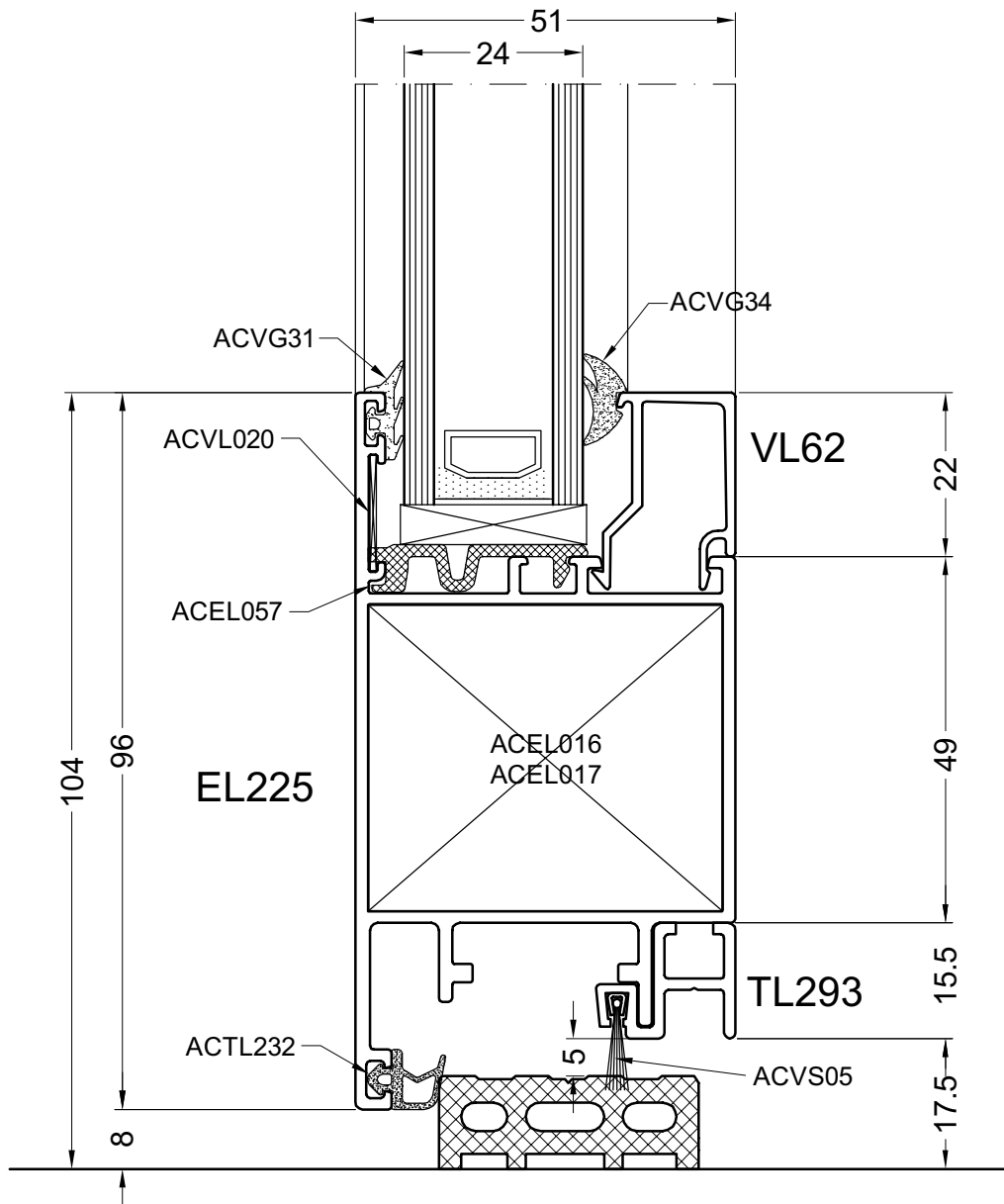
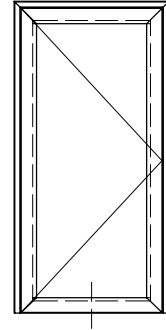
DOORSNEDE - COUPE - SCHNITT - SECTION



door31e

31F

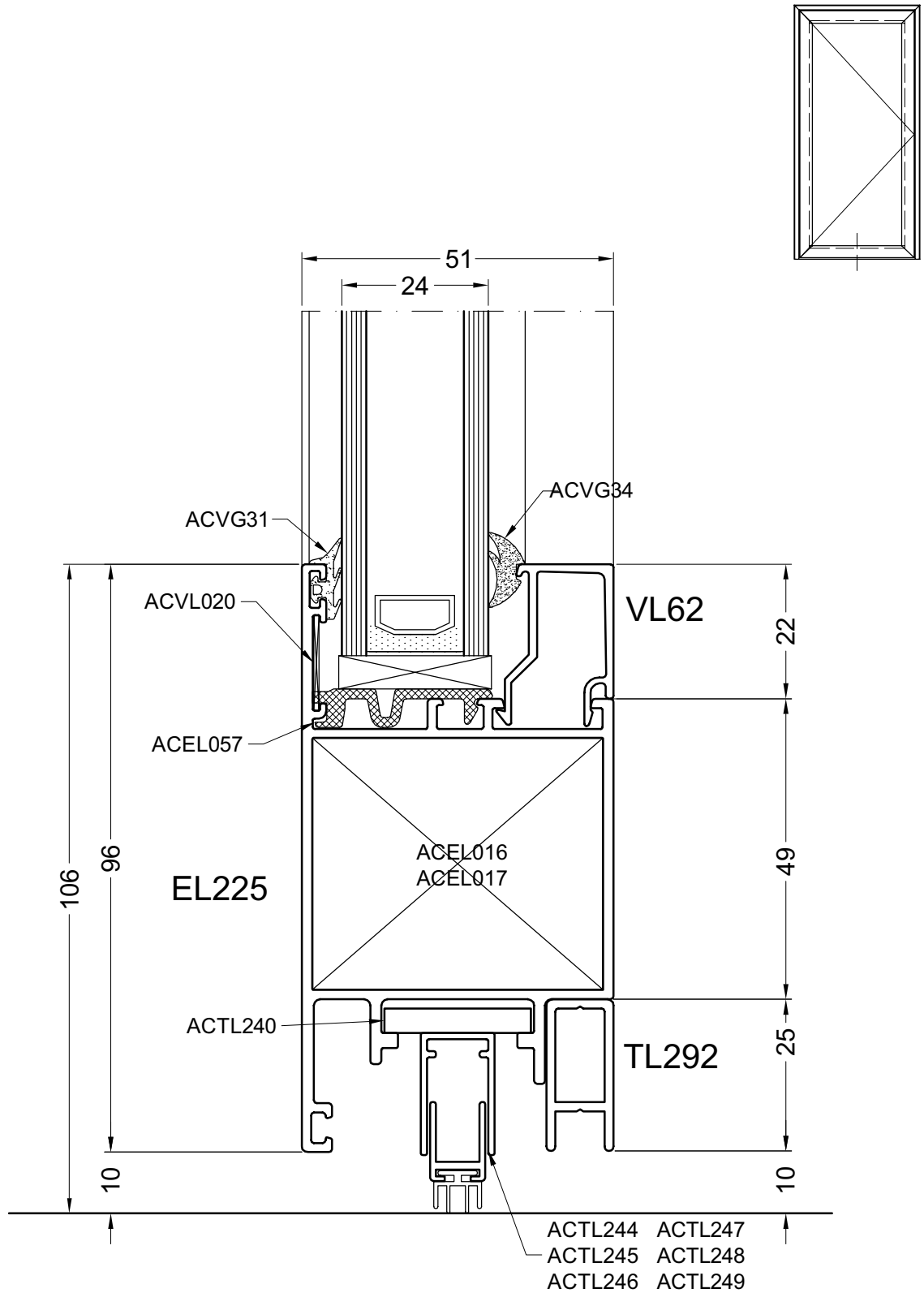
DOORSNEDE - COUPE - SCHNITT - SECTION



door31f

31G

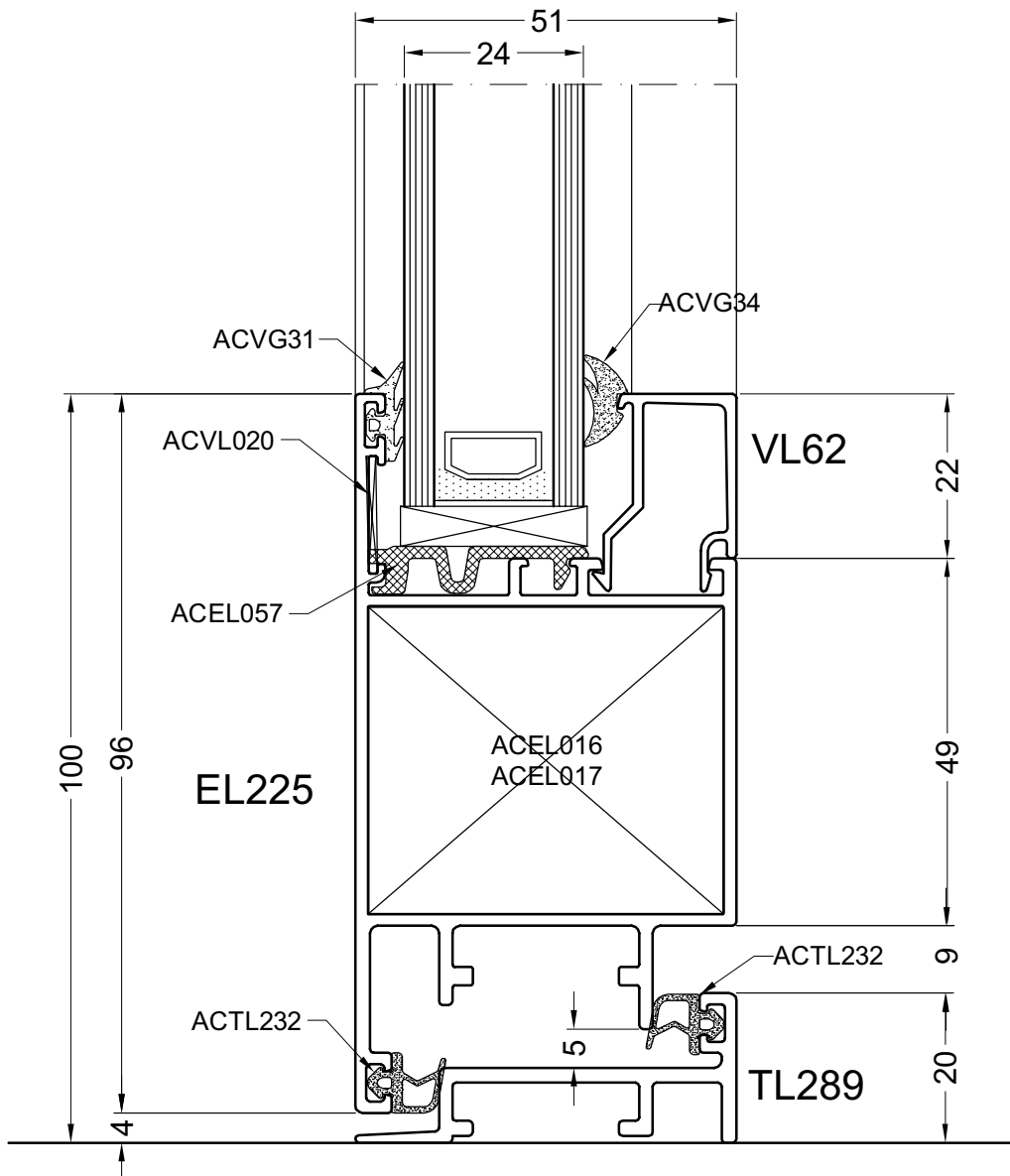
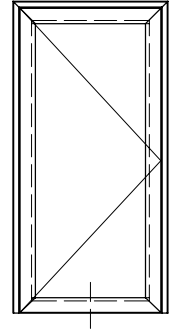
DOORSNEDE - COUPE - SCHNITT - SECTION



door31g

311

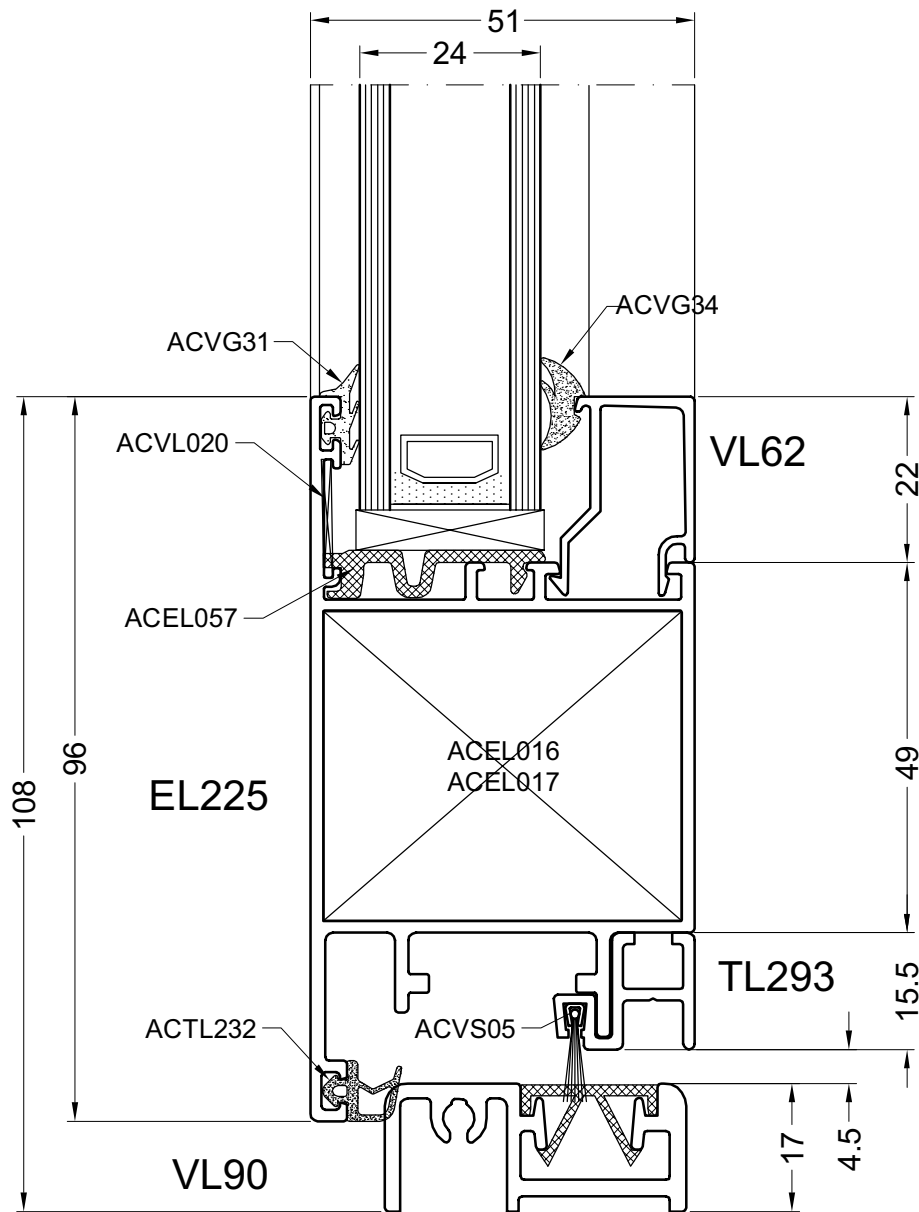
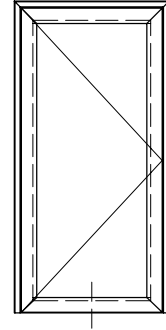
DOORSNEDE - COUPE - SCHNITT - SECTION



door31i

31J

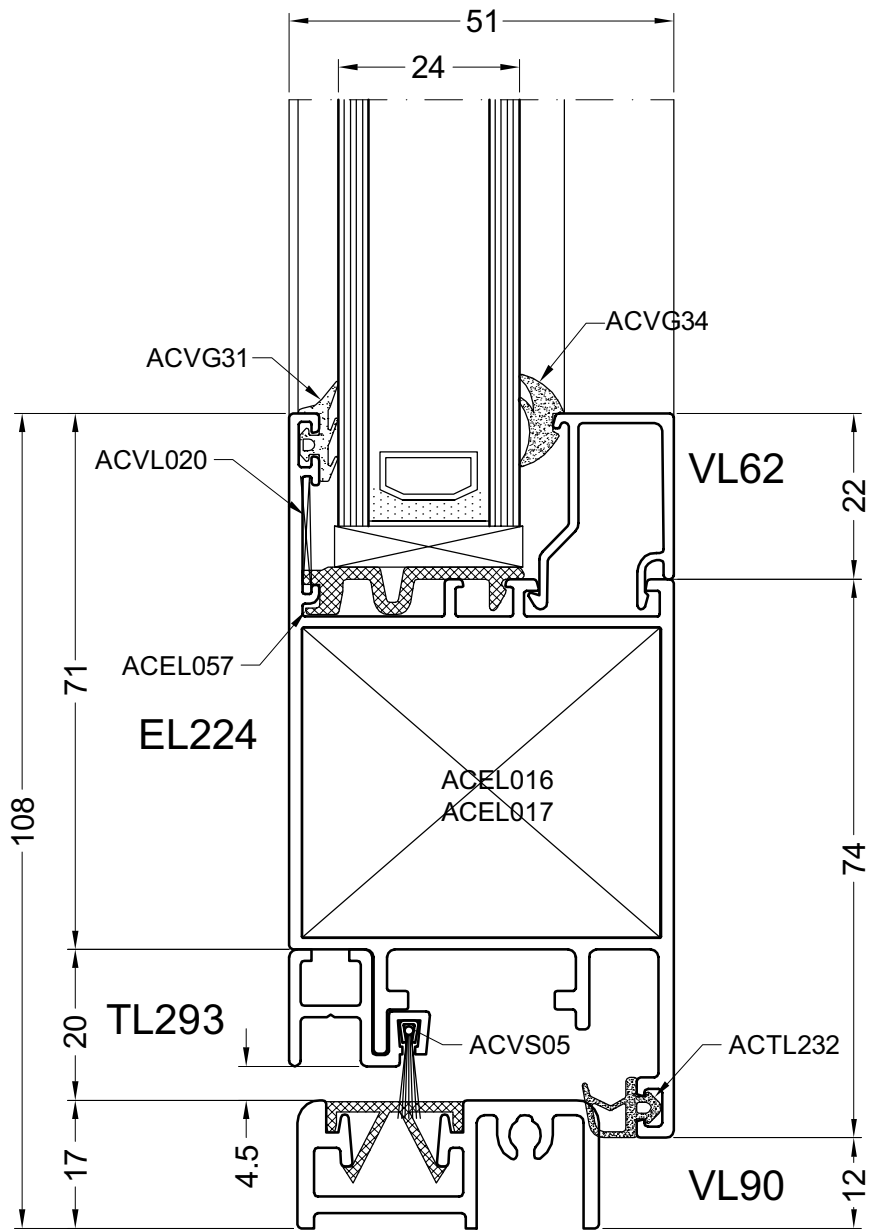
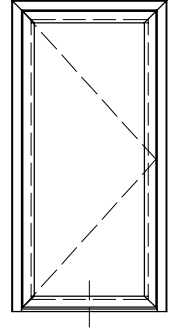
DOORSNEDE - COUPE - SCHNITT - SECTION



door31j

31K

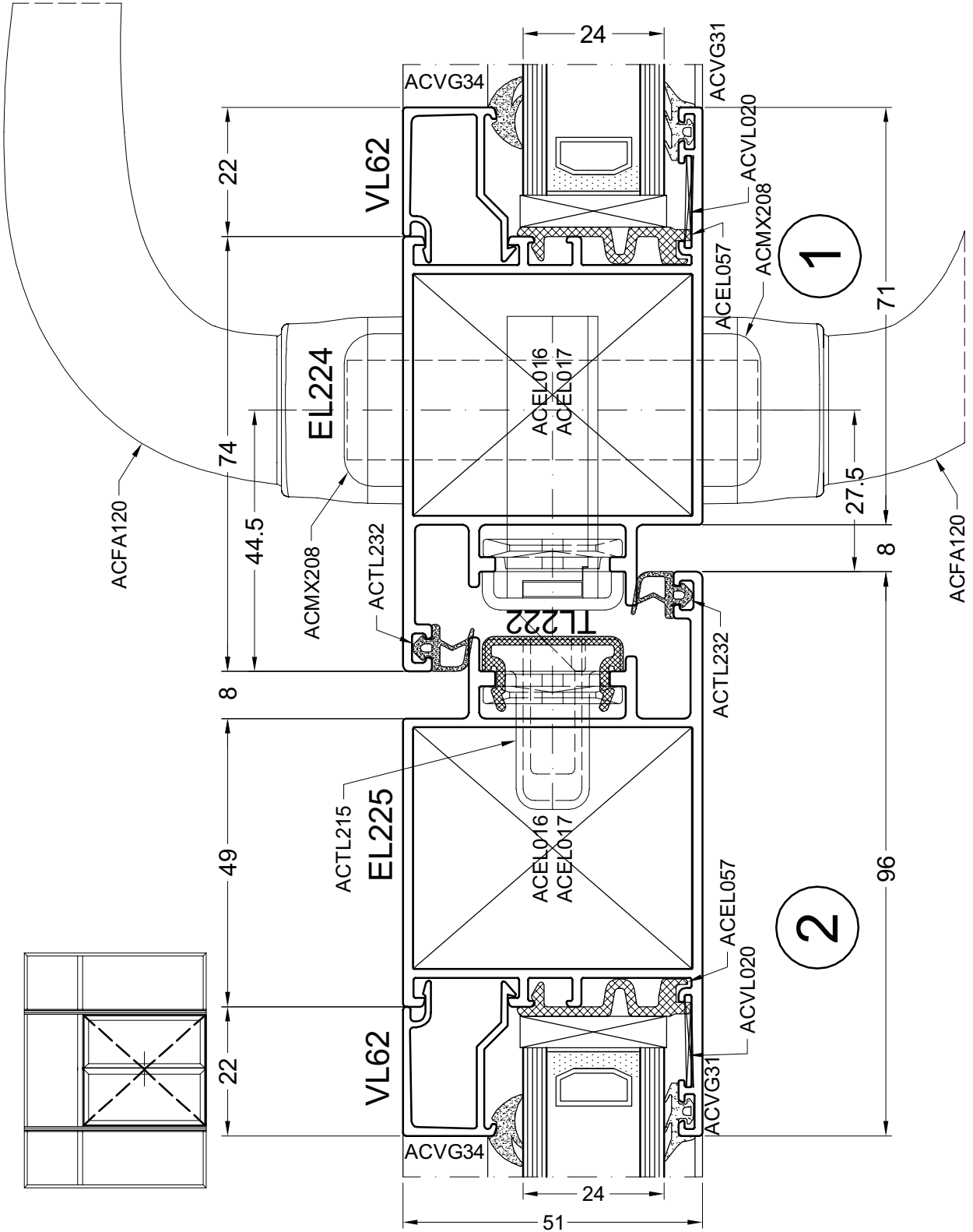
DOORSNEDE - COUPE - SCHNITT - SECTION



door31k

32B

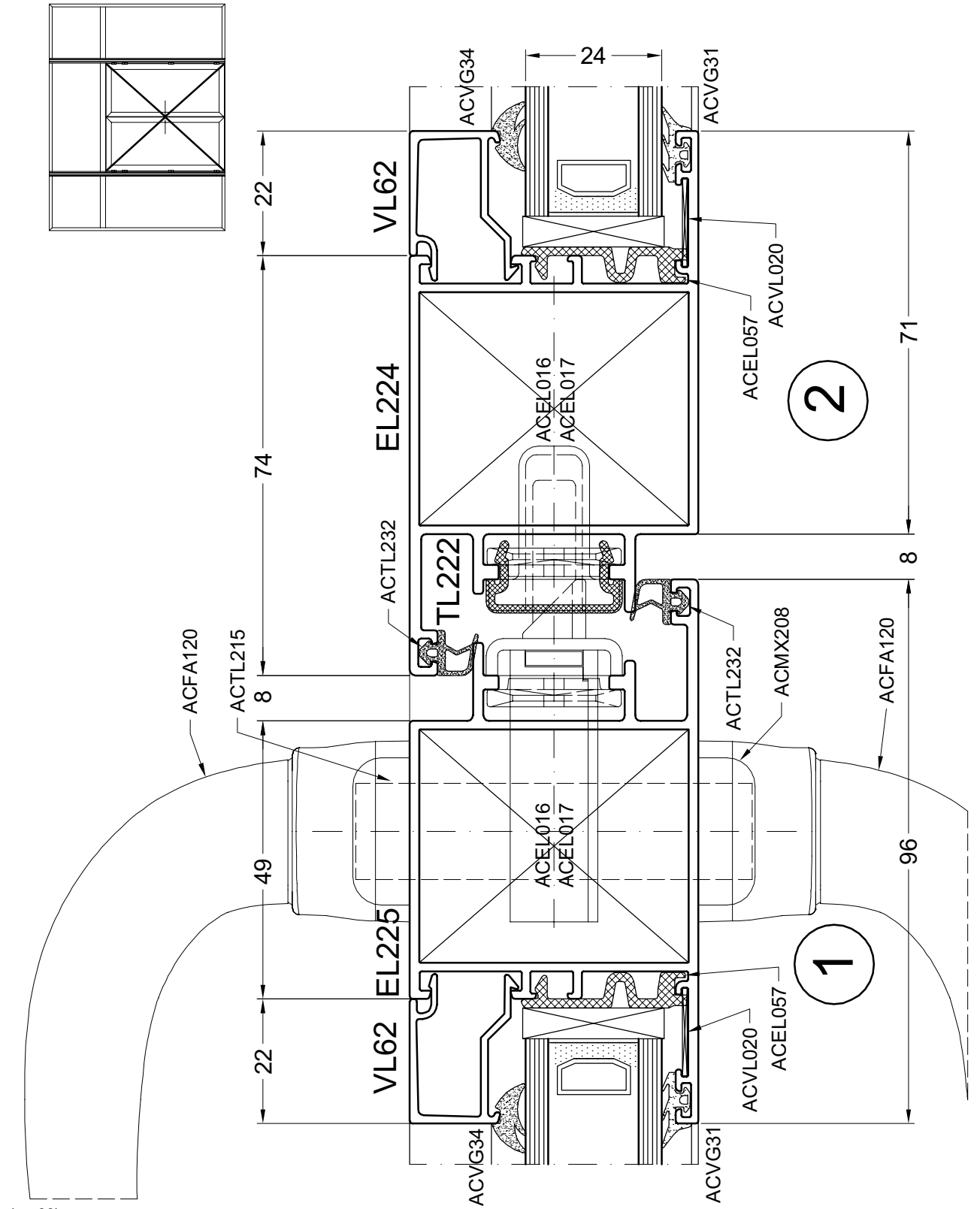
DOORSNEDE - COUPE - SCHNITT - SECTION



door32b

33B

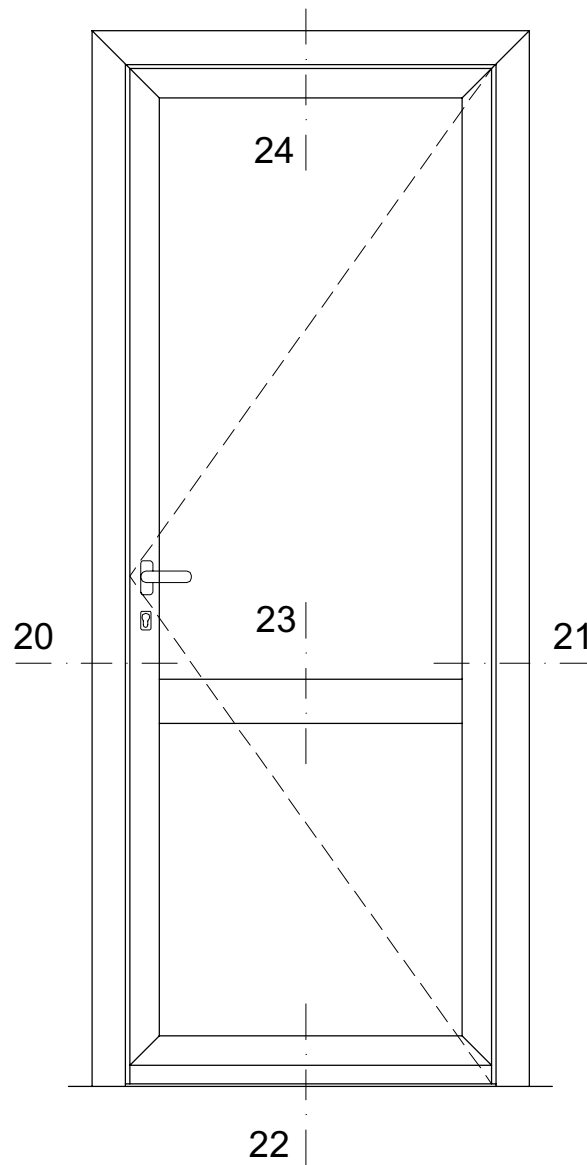
DOORSNEDE - COUPE - SCHNITT - SECTION



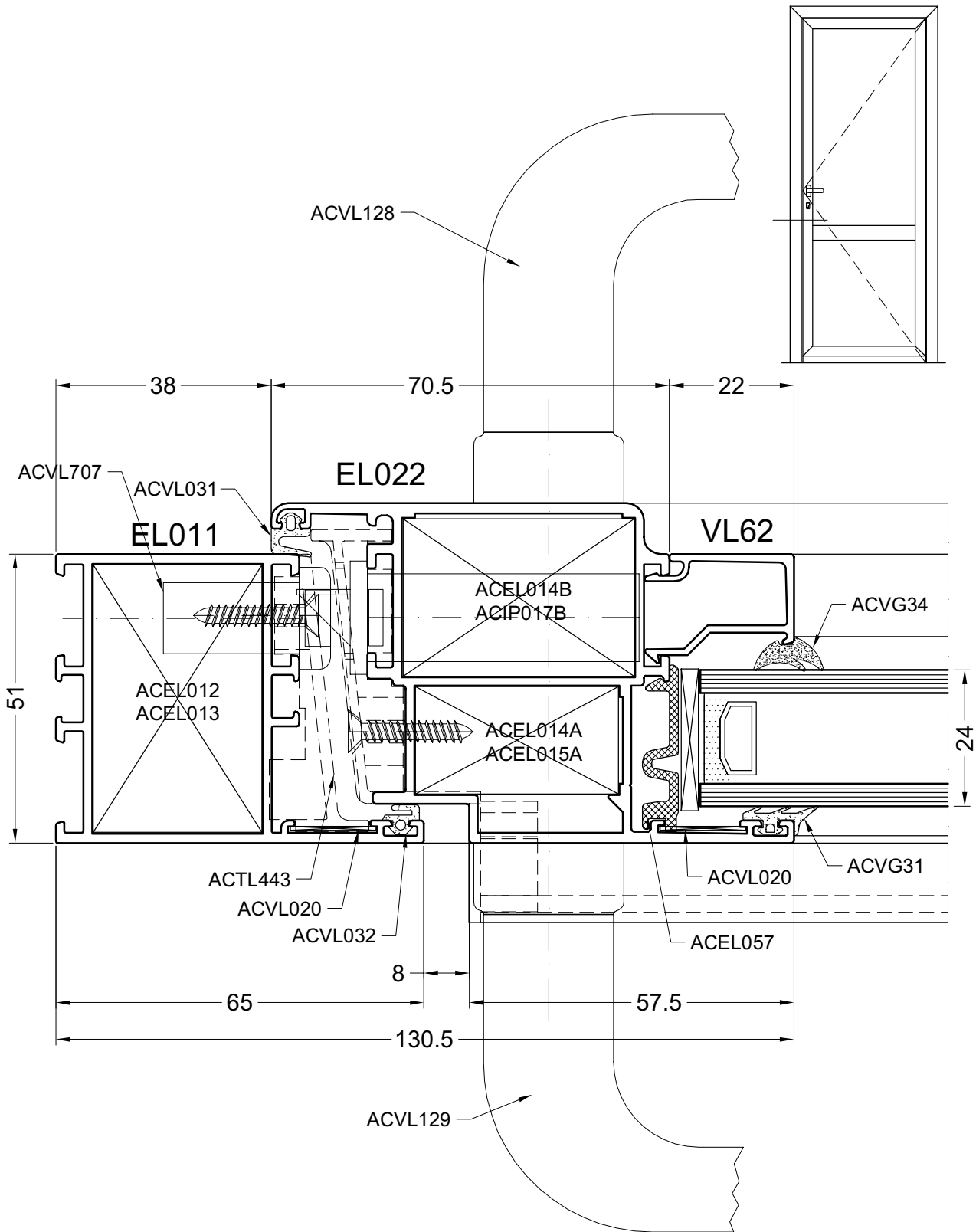
door33b

OPDEK DEUR
PORTE A FRAPPE
ANSCHLAG TUR
TOUCH DOOR

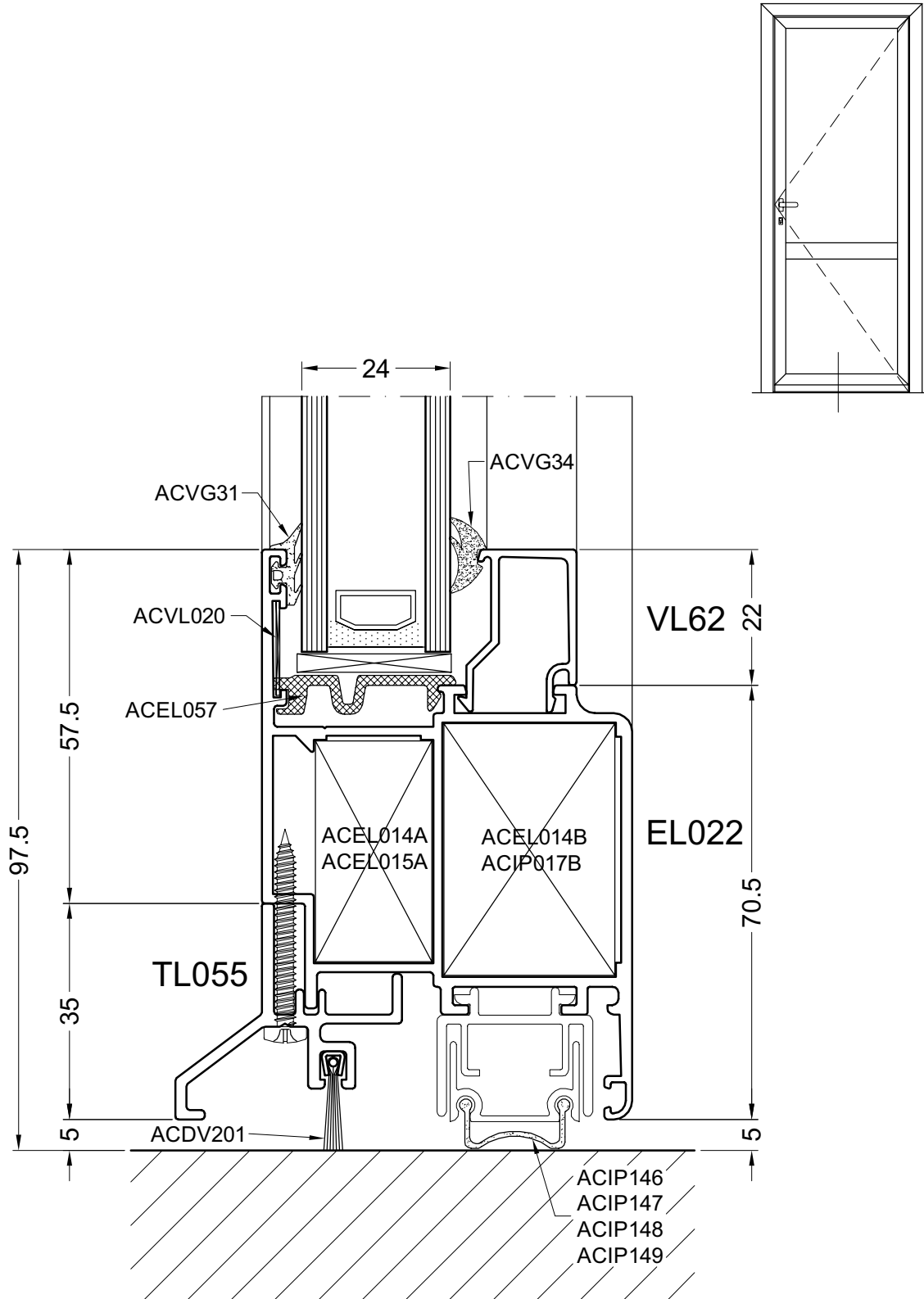
DOORSNEDE - COUPE - SCHNITT - SECTION



doortyp2



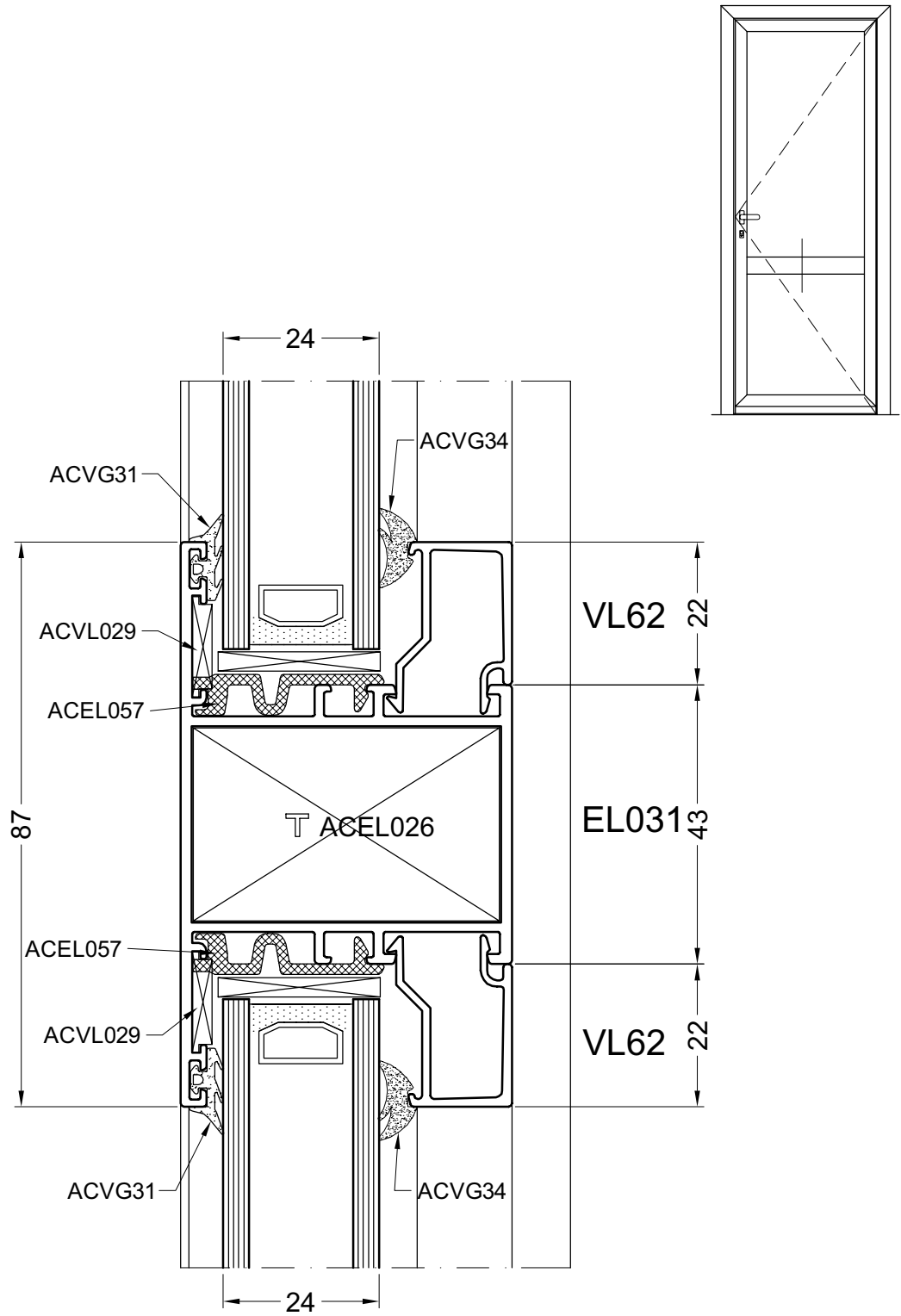
door20



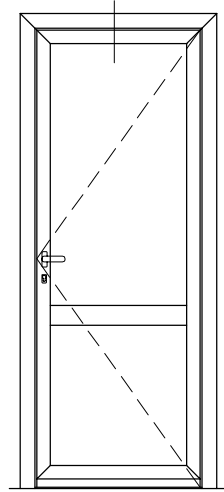
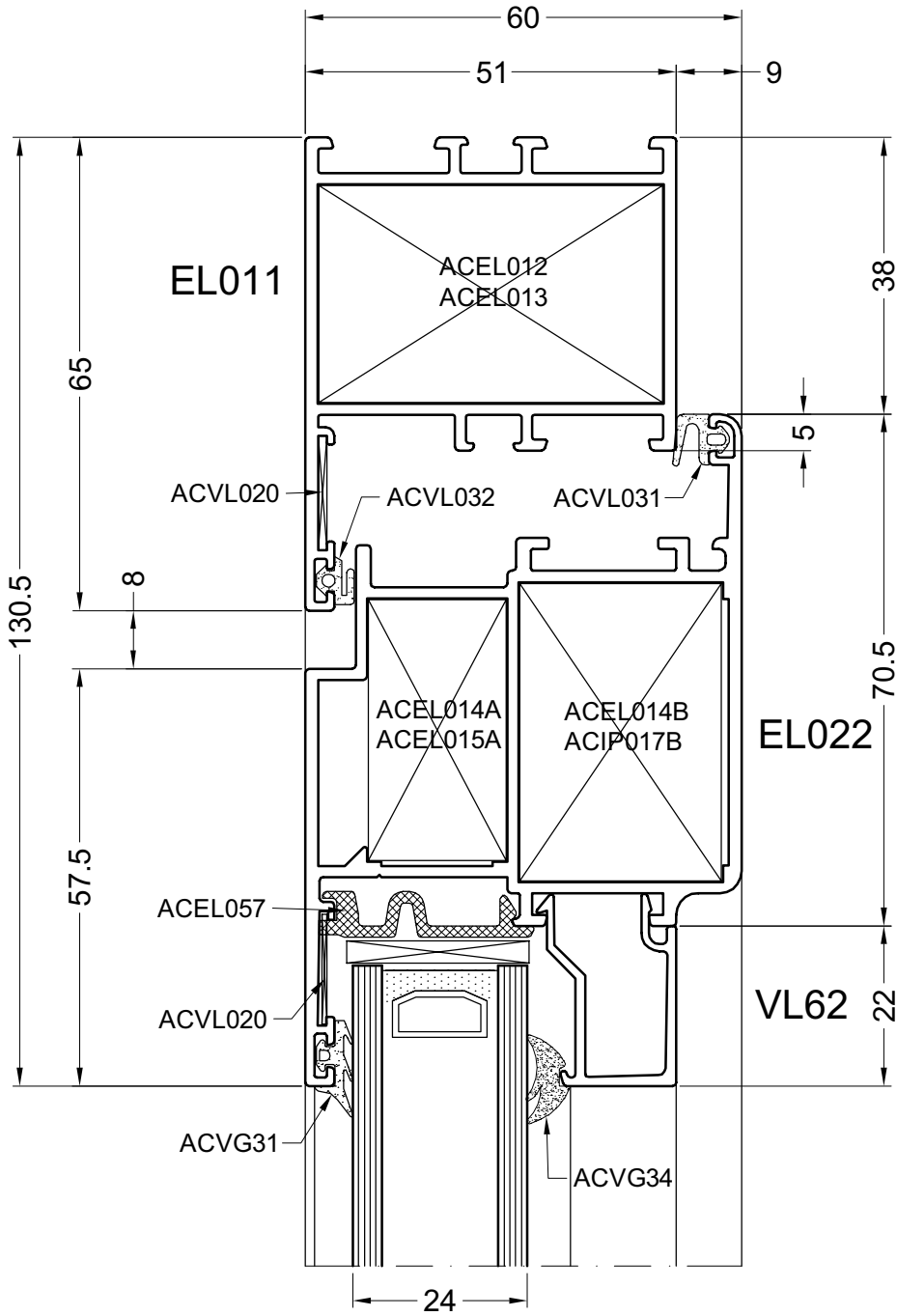
door22

23

DOORSNEDE - COUPE - SCHNITT - SECTION

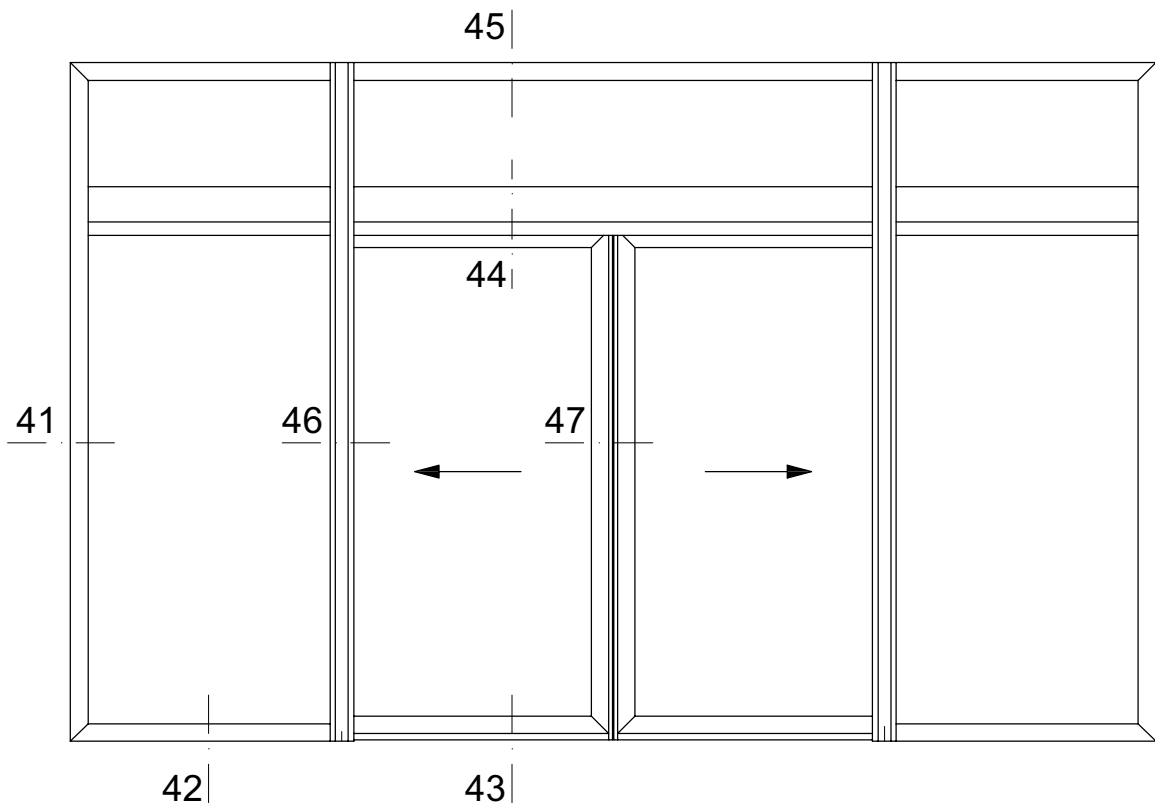


door23

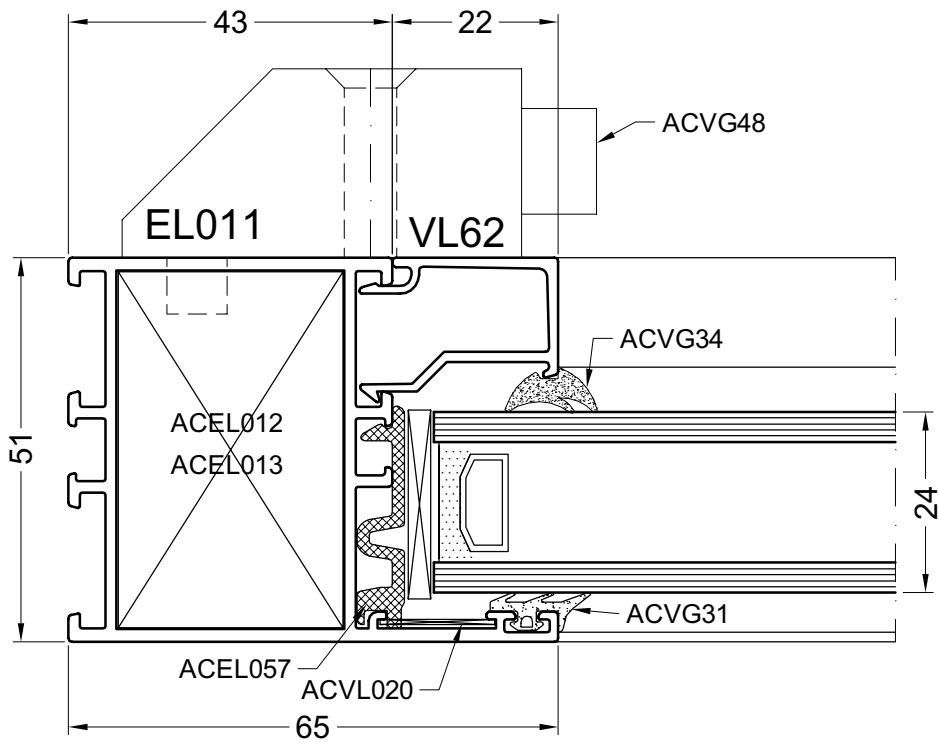
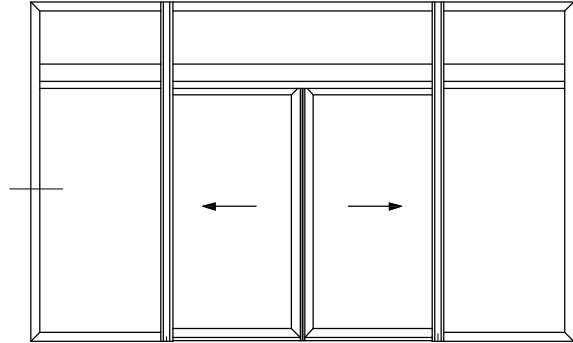


SCHUIFRAMEN
FENETRES COULISSANTES
SCHIEBEFENSTER
SLIDING WINDOWS

DOORSNEDE - COUPE - SCHNITT - SECTION



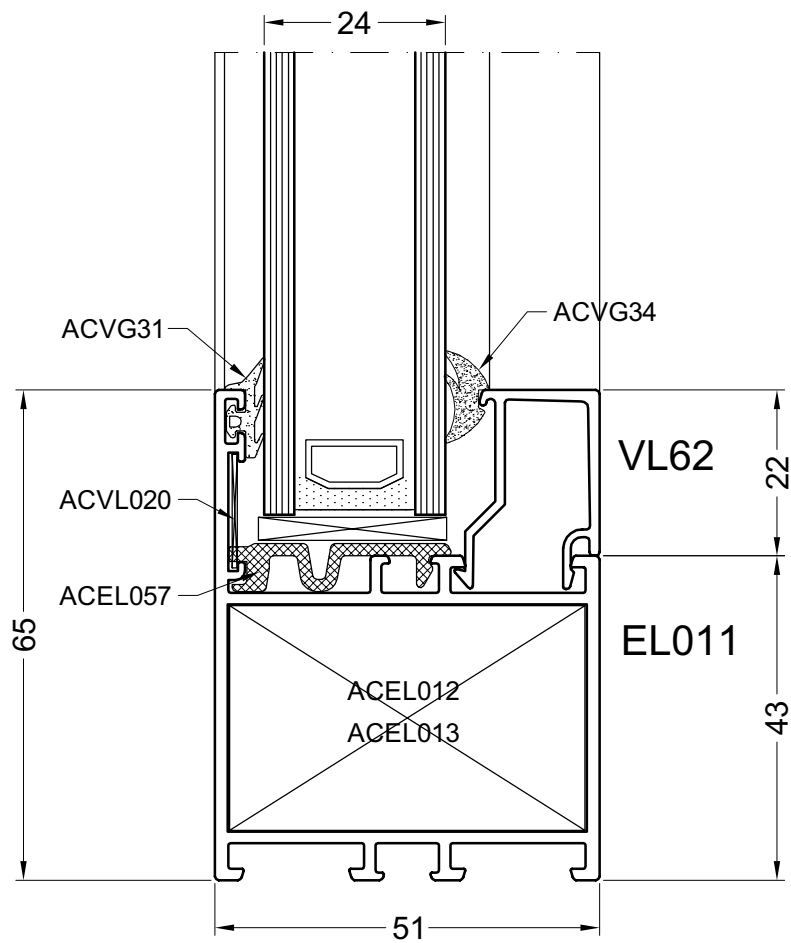
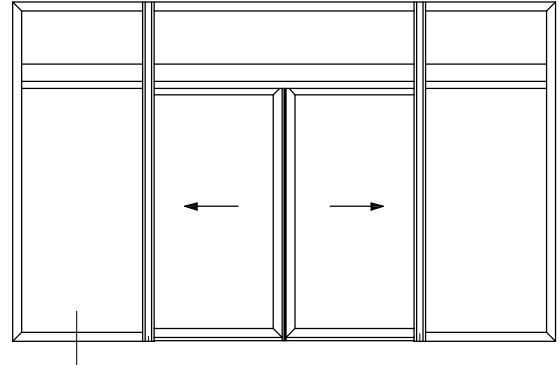
doortyp_schuif



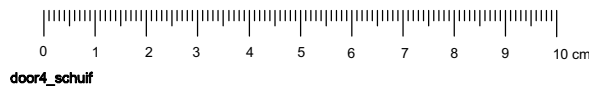
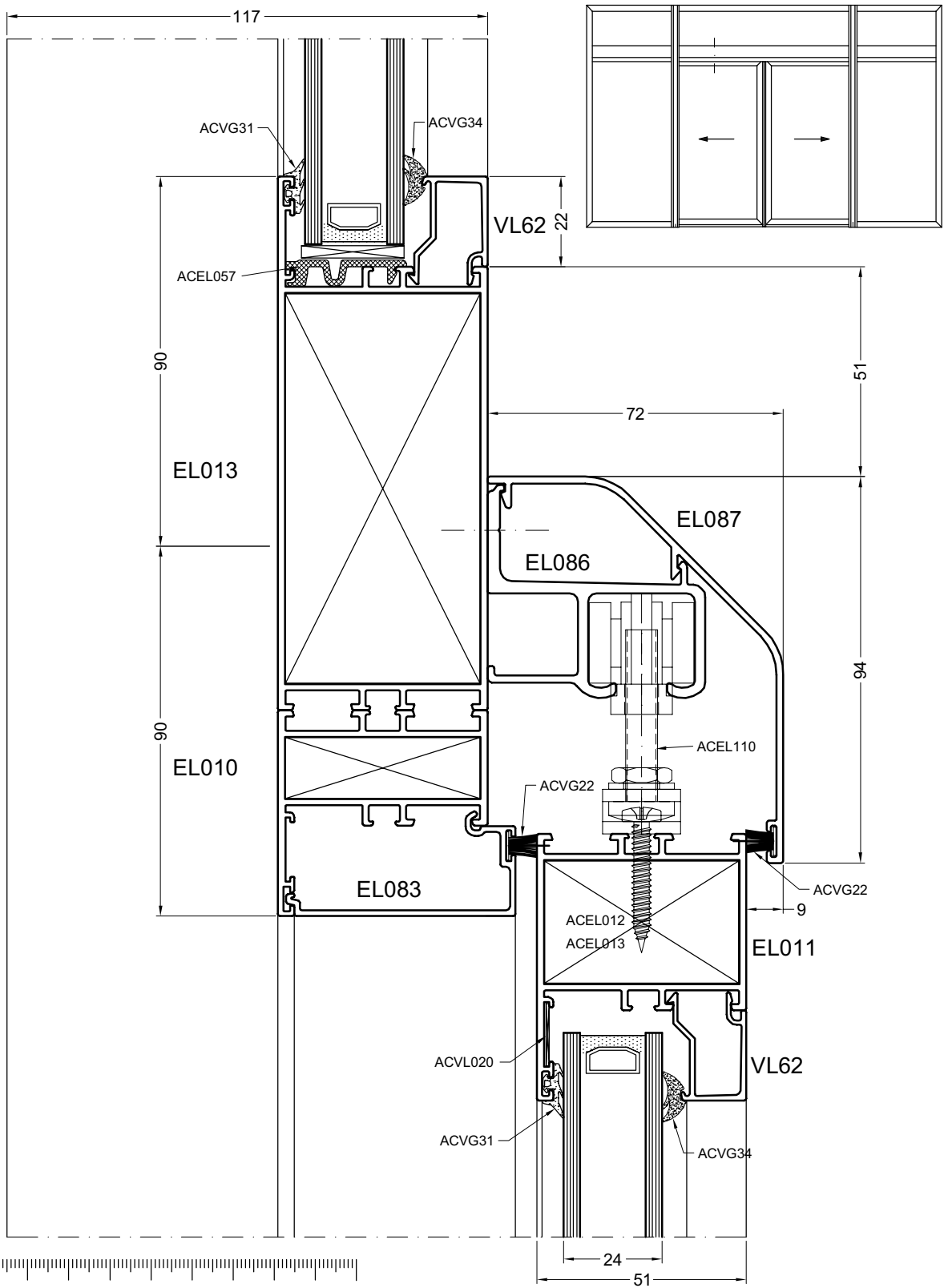
door1_schuif

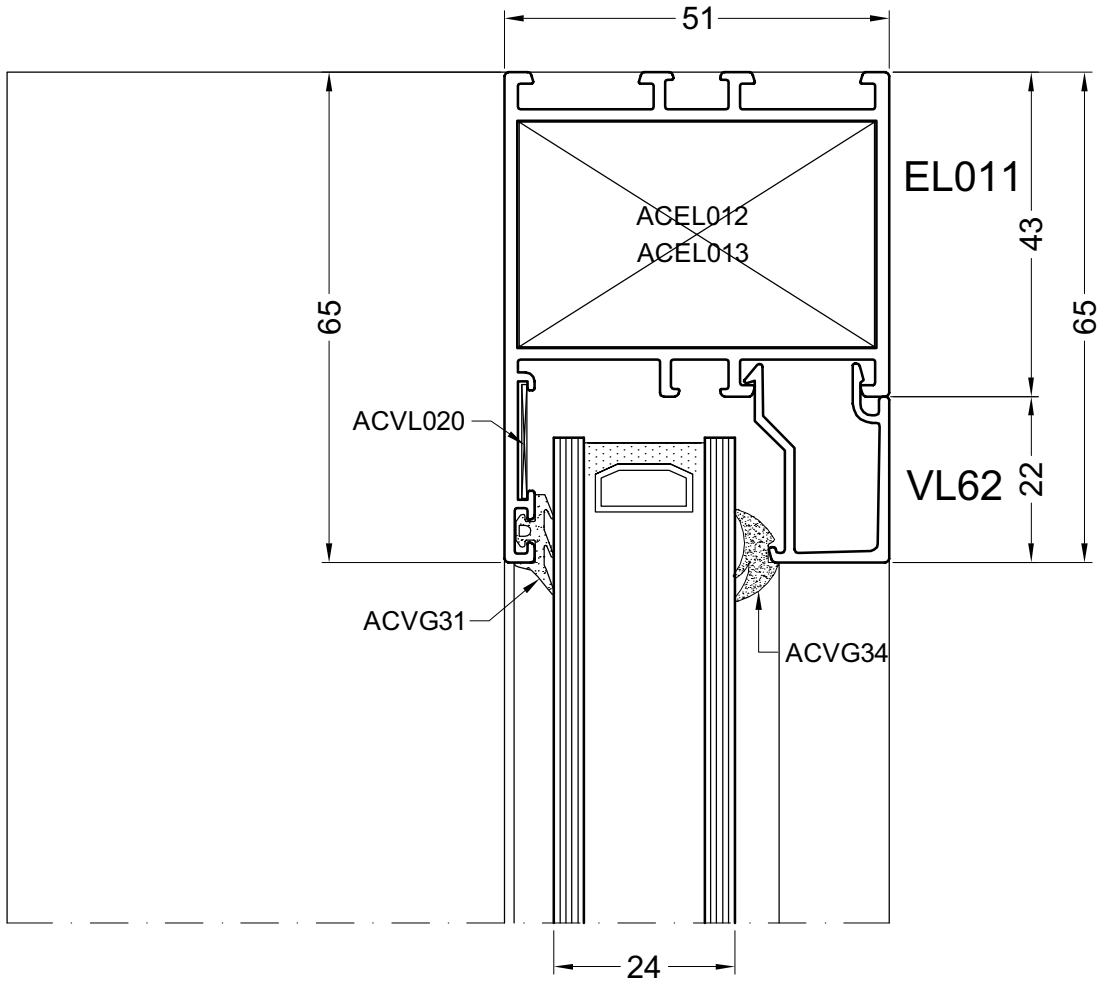
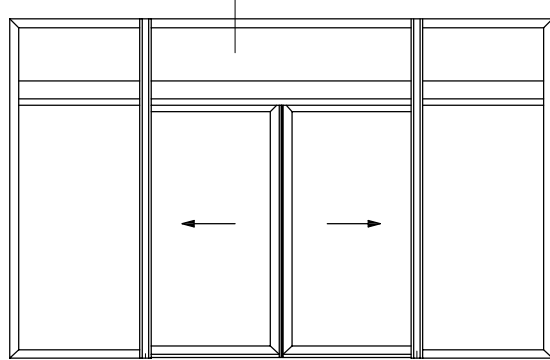
42

DOORSNEDE - COUPE - SCHNITT - SECTION



door2_schuif

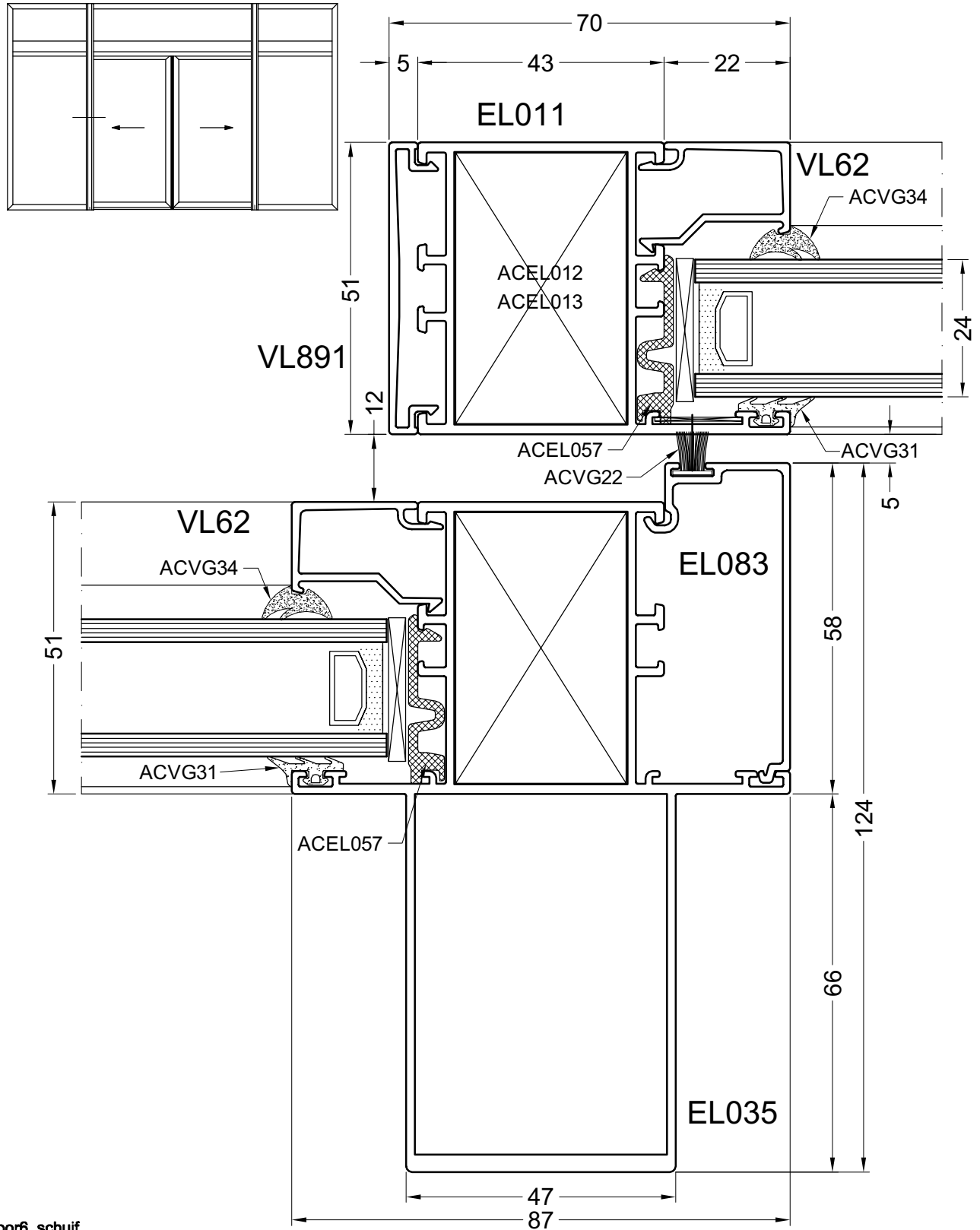




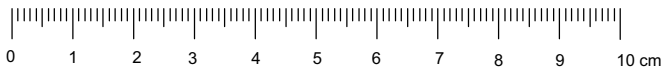
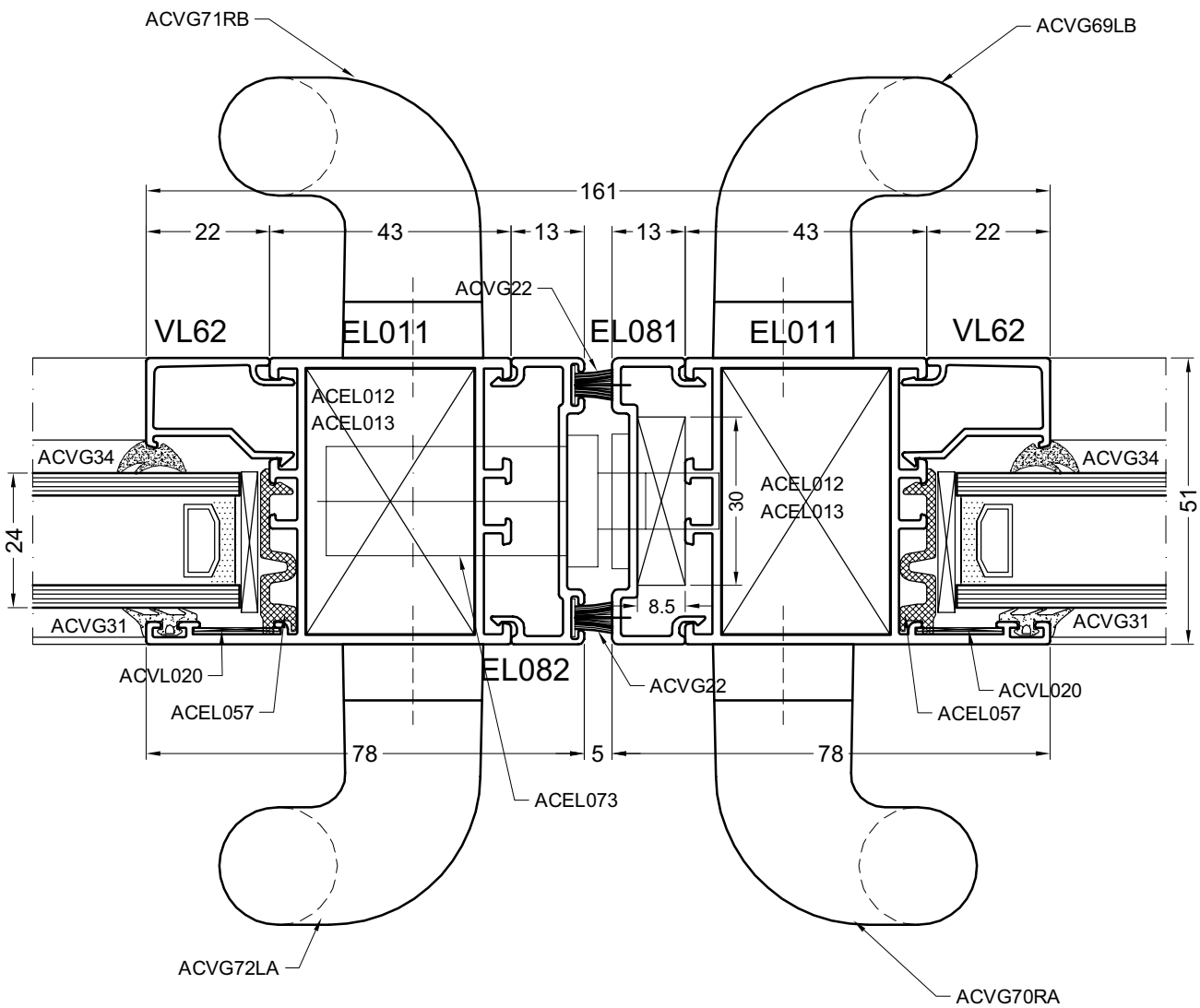
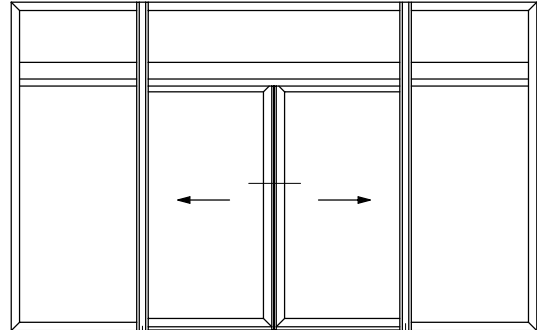
door5_schuif

46

DOORSNEDE - COUPE - SCHNITT - SECTION



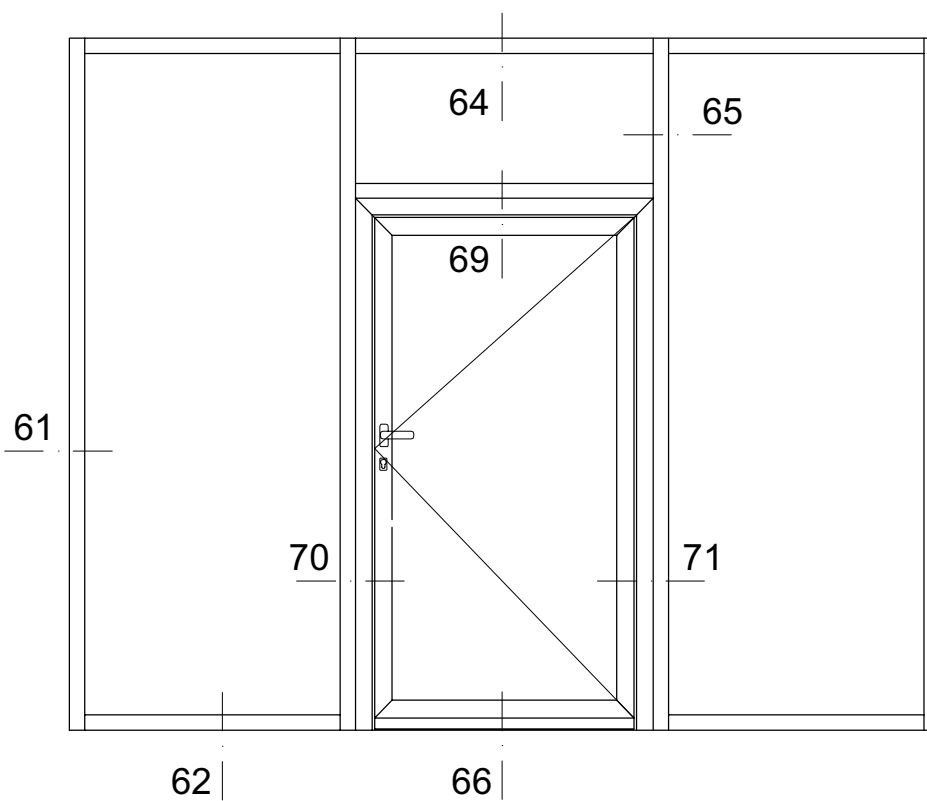
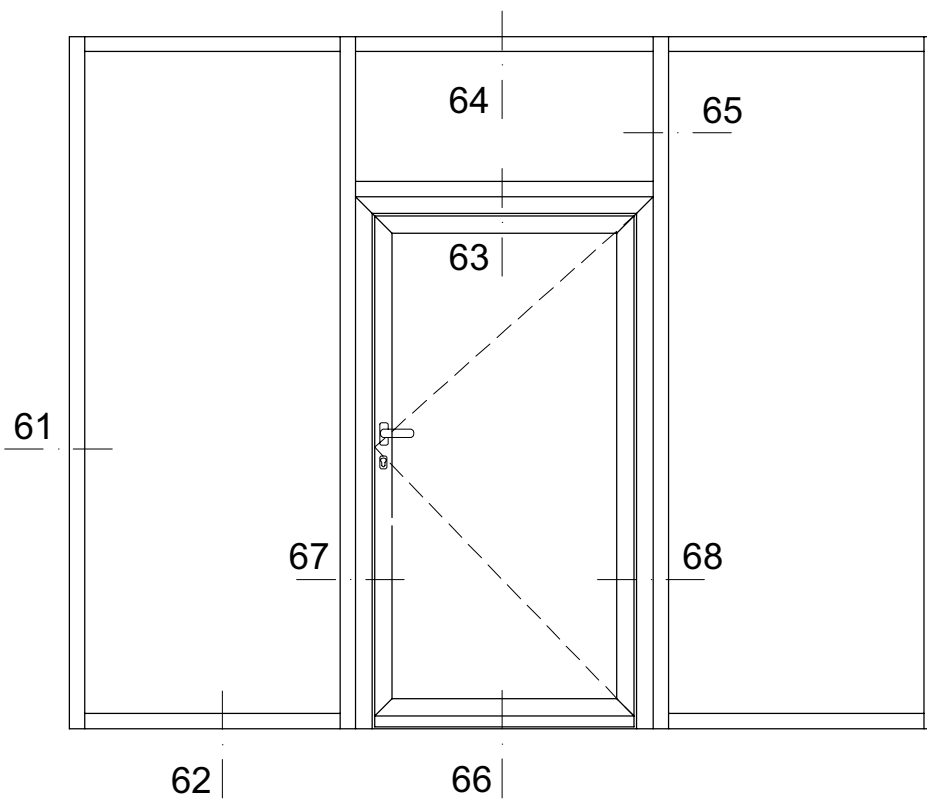
door6_schuif



door7_schulf

BINNENWAND
PAREMENT INTERIEUR
INNERWAND
INNERWALL

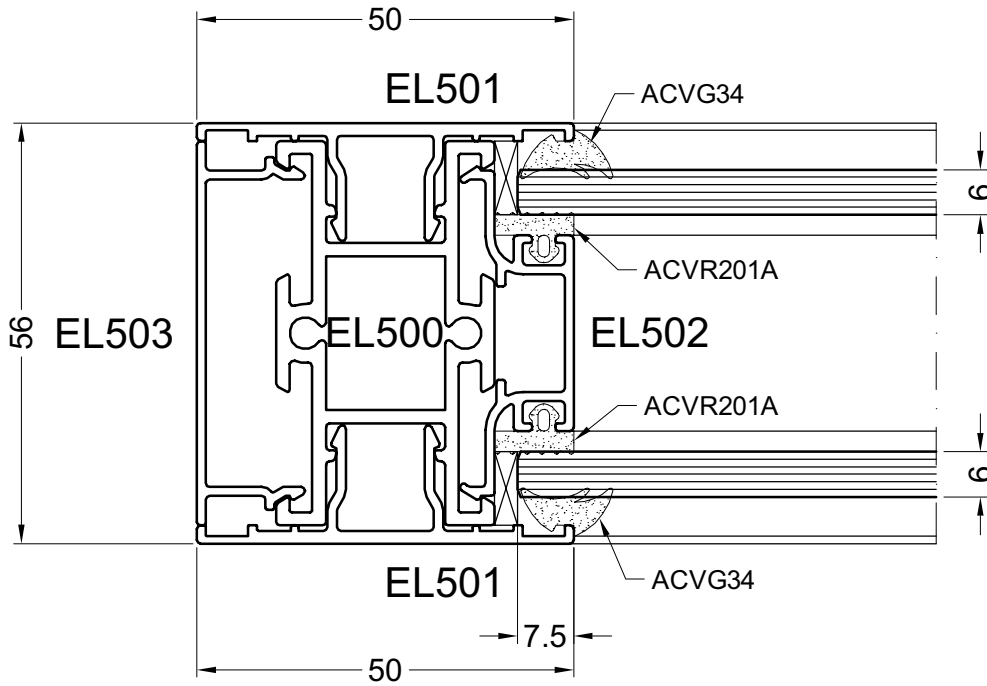
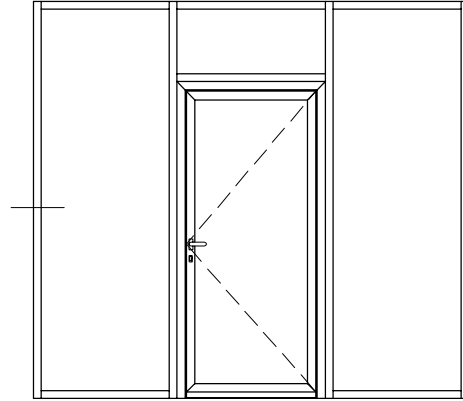
DOORSNEDE - COUPE - SCHNITT - SECTION



doortypiw

61A

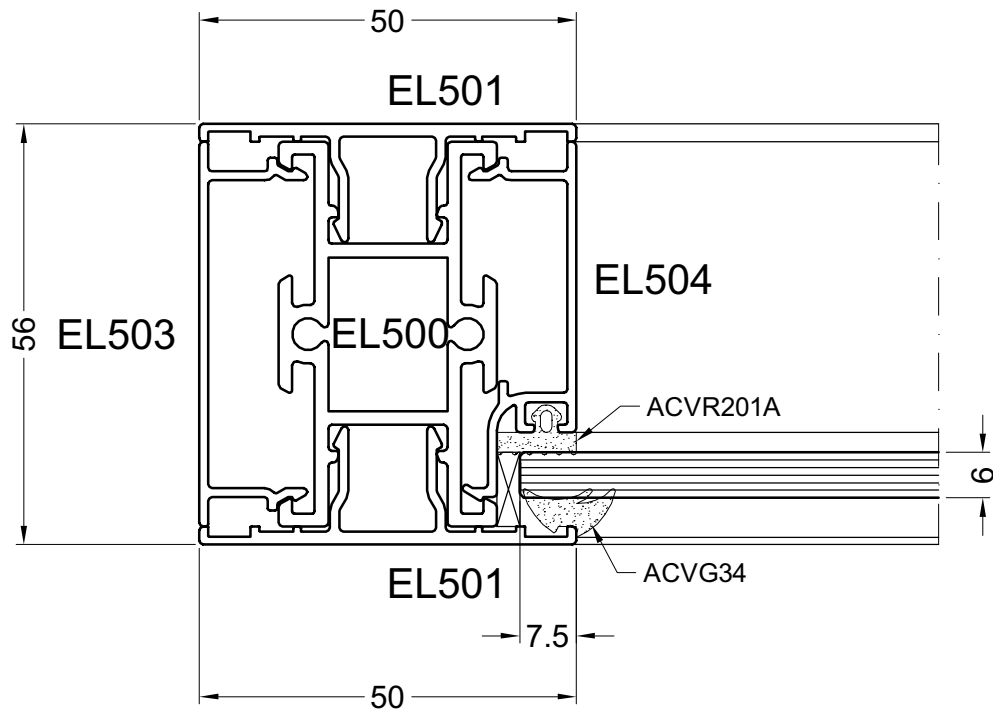
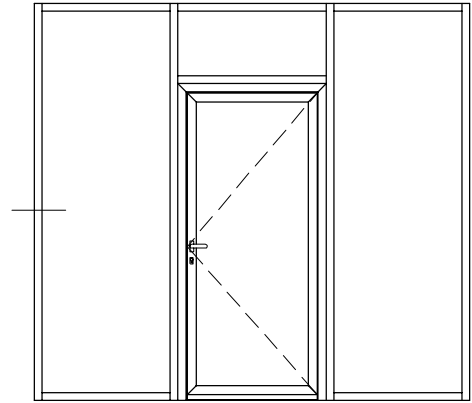
DOORSNEDE - COUPE - SCHNITT - SECTION



door1_inner

61B

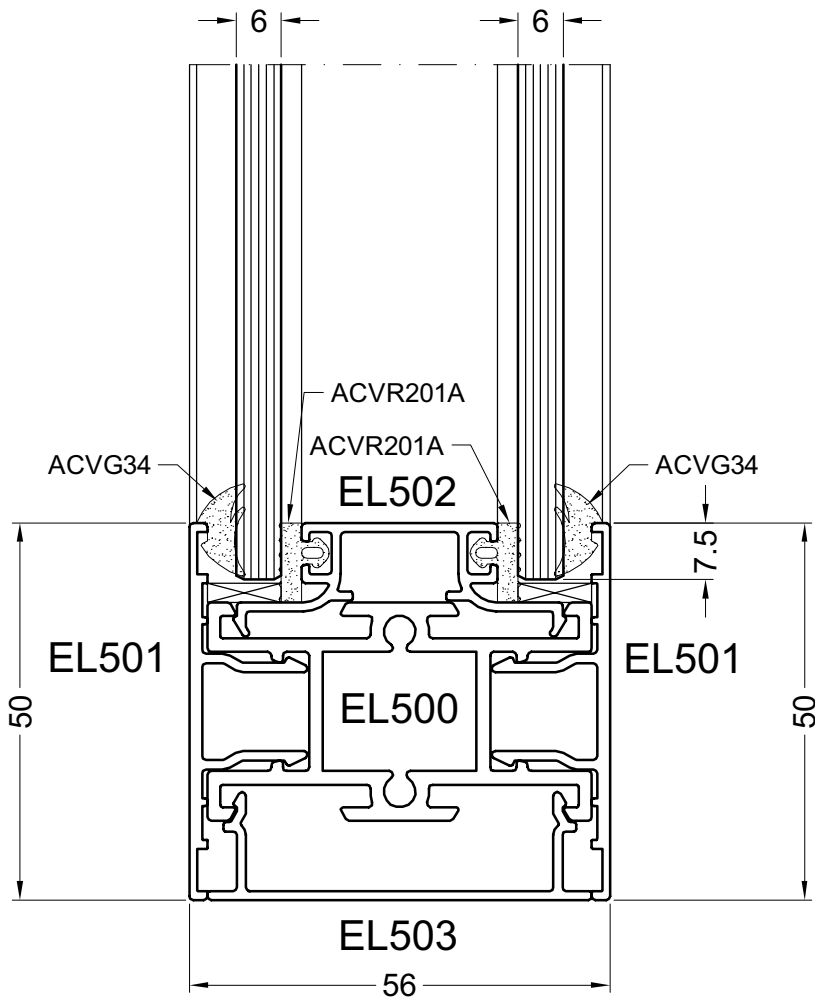
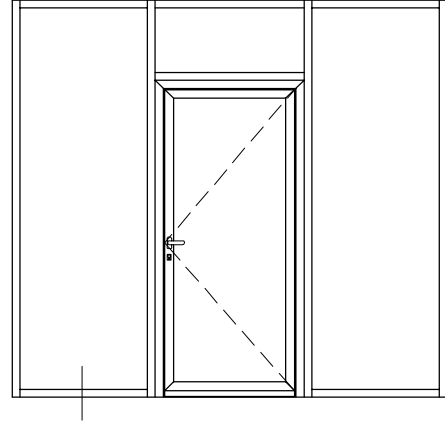
DOORSNEDE - COUPE - SCHNITT - SECTION



door1b_inner

62A

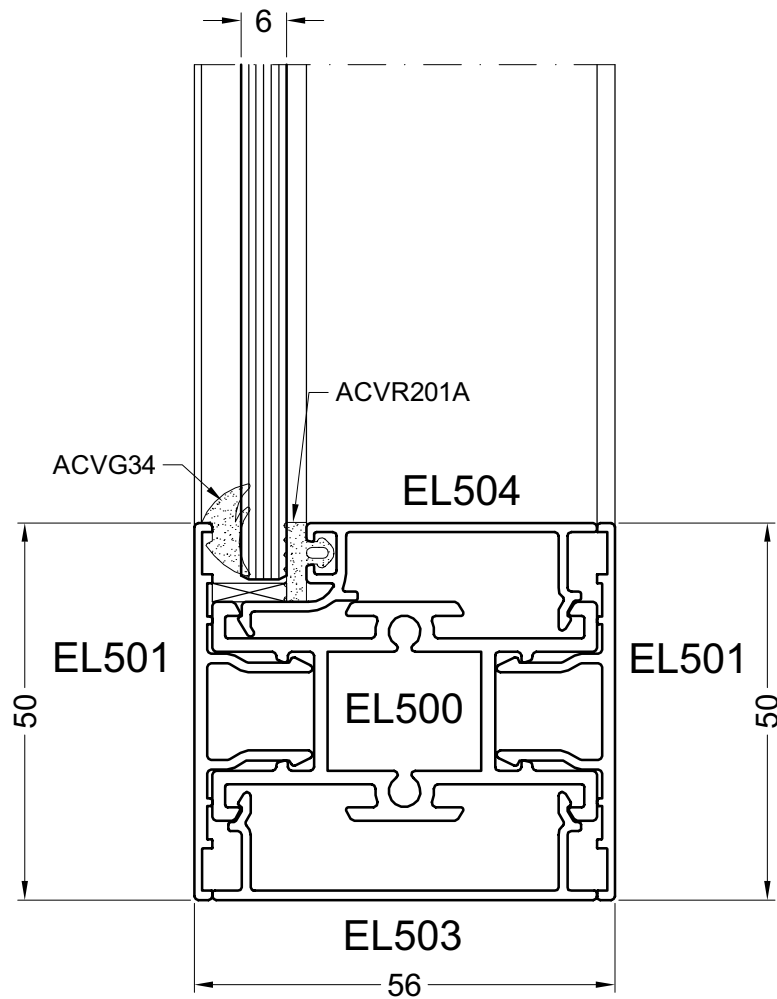
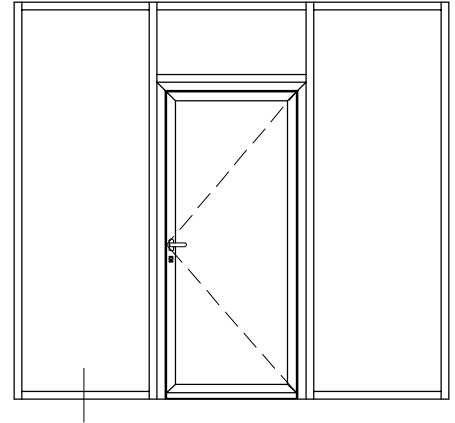
DOORSNEDE - COUPE - SCHNITT - SECTION



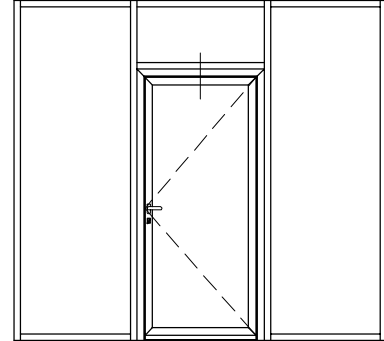
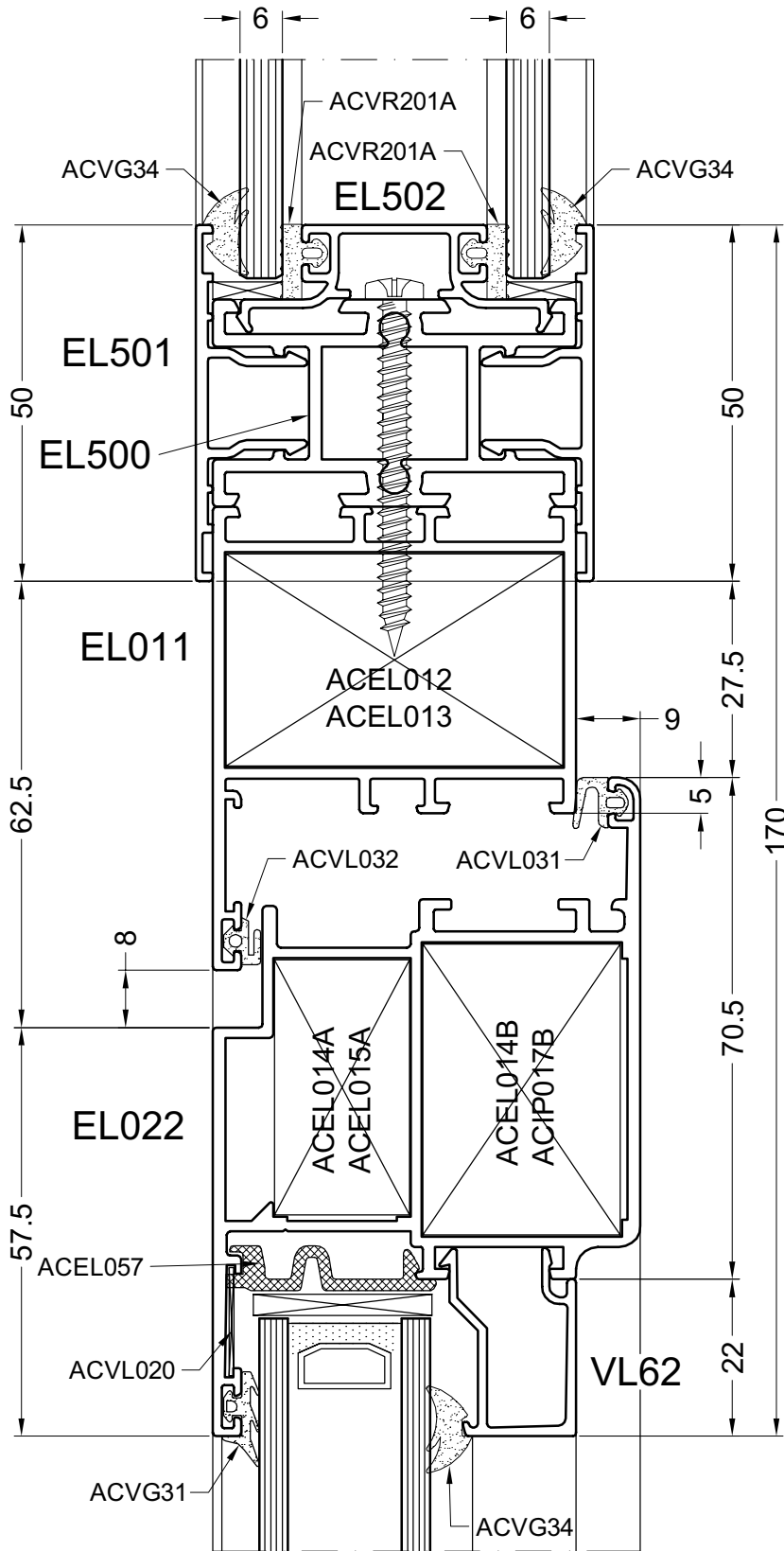
door2a_inner

62B

DOORSNEDE - COUPE - SCHNITT - SECTION



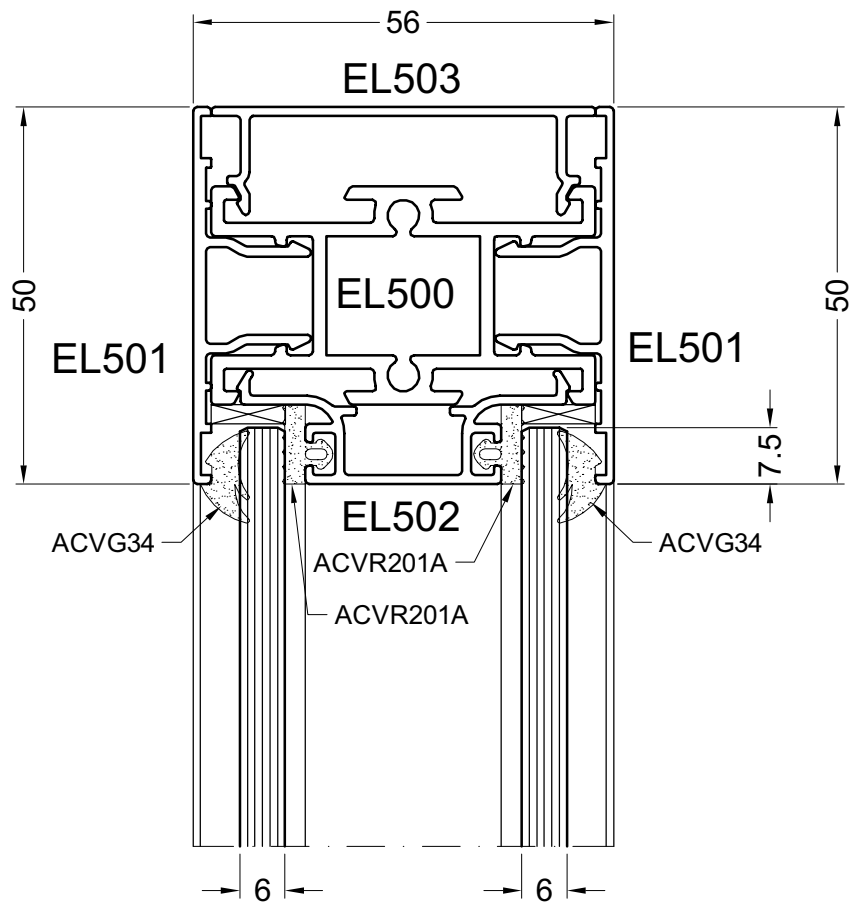
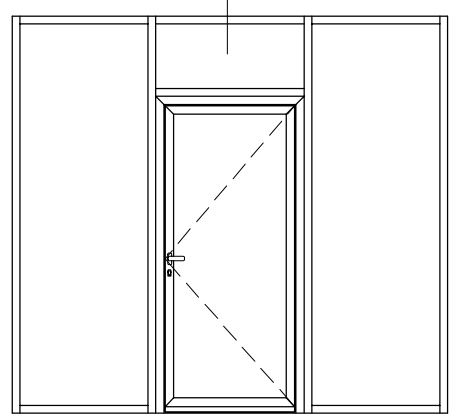
door2b_inner



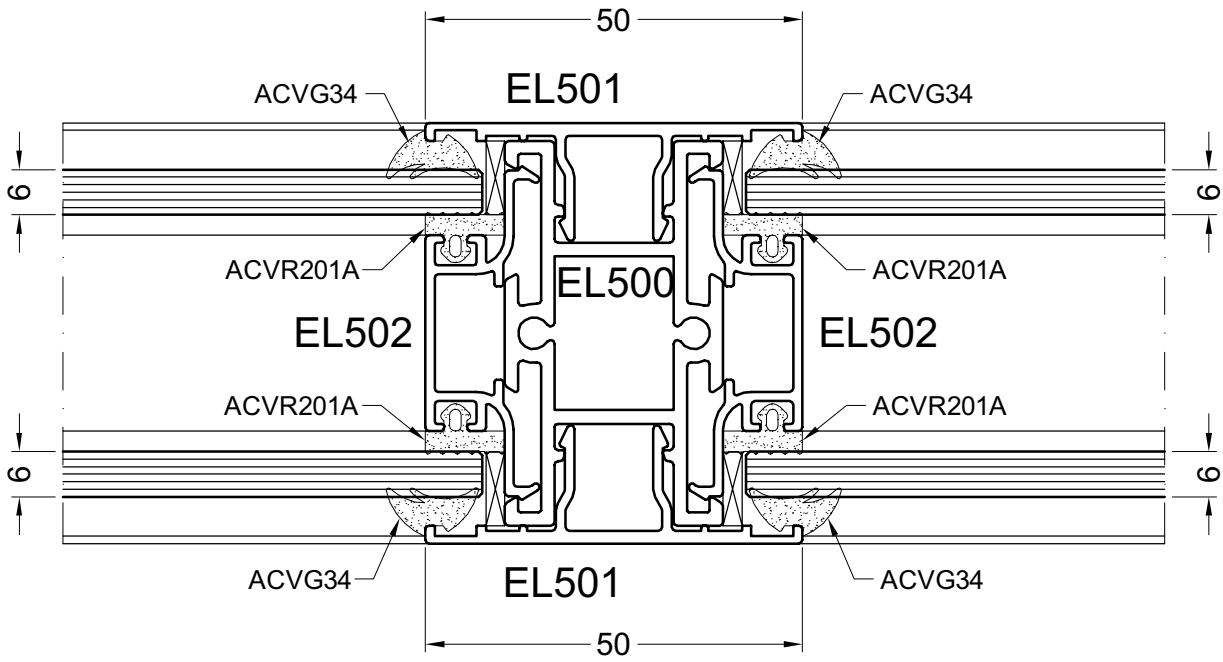
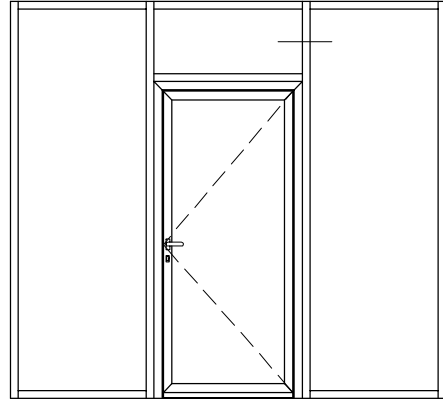
door3_inner

64

DOORSNEDE - COUPE - SCHNITT - SECTION



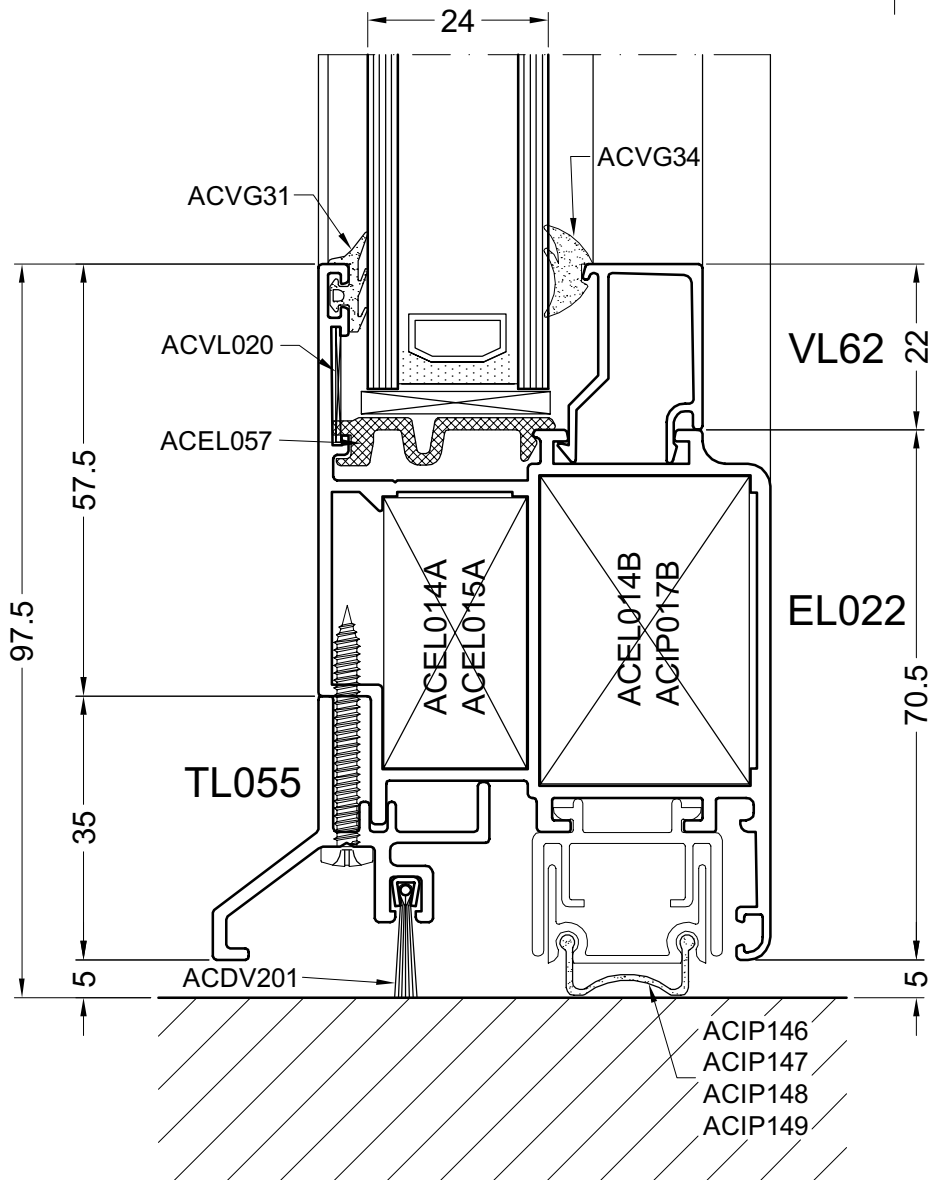
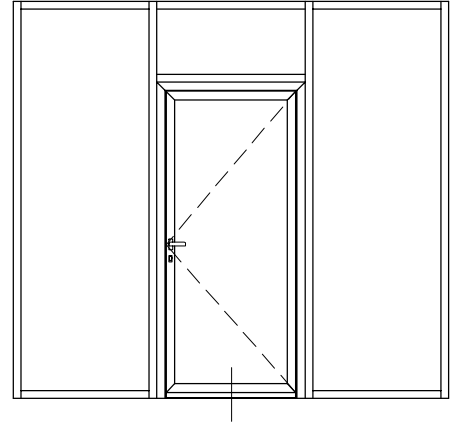
door4_inner



door5_inner

66

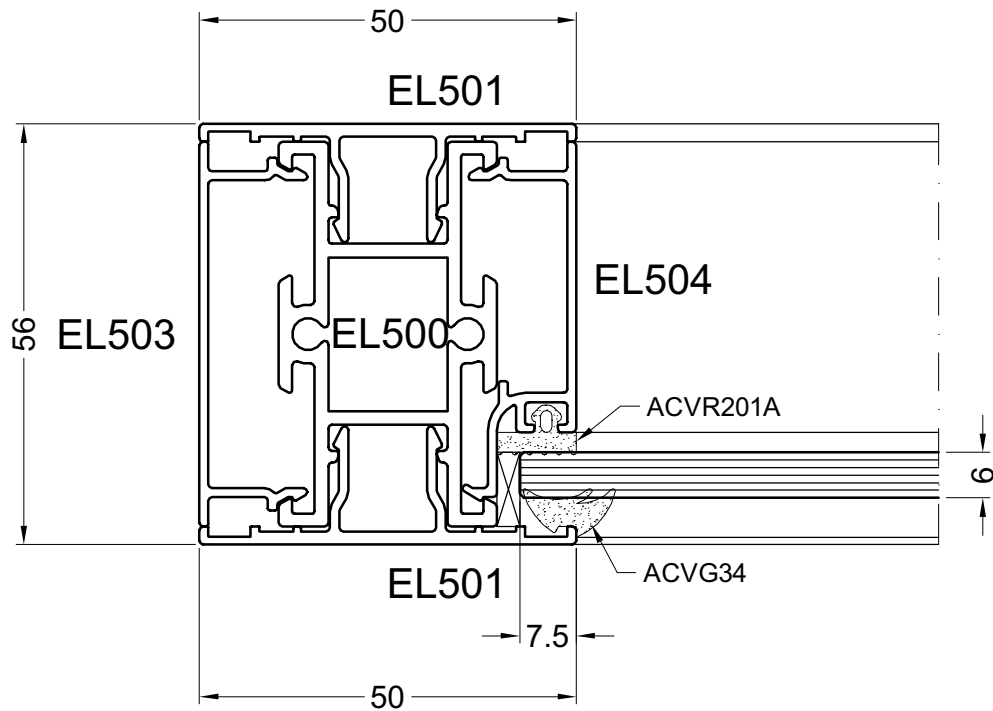
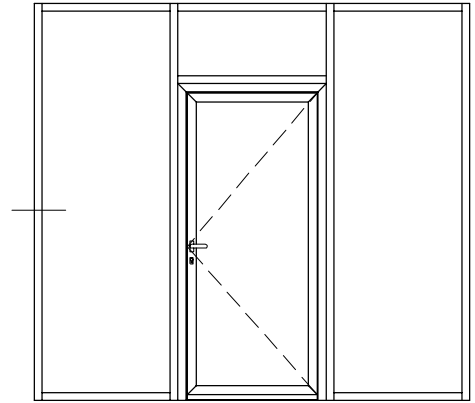
DOORSNEDE - COUPE - SCHNITT - SECTION



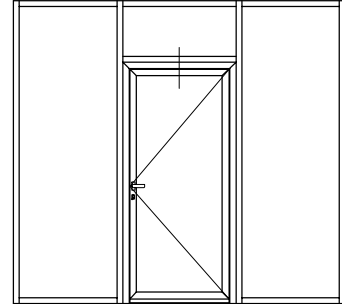
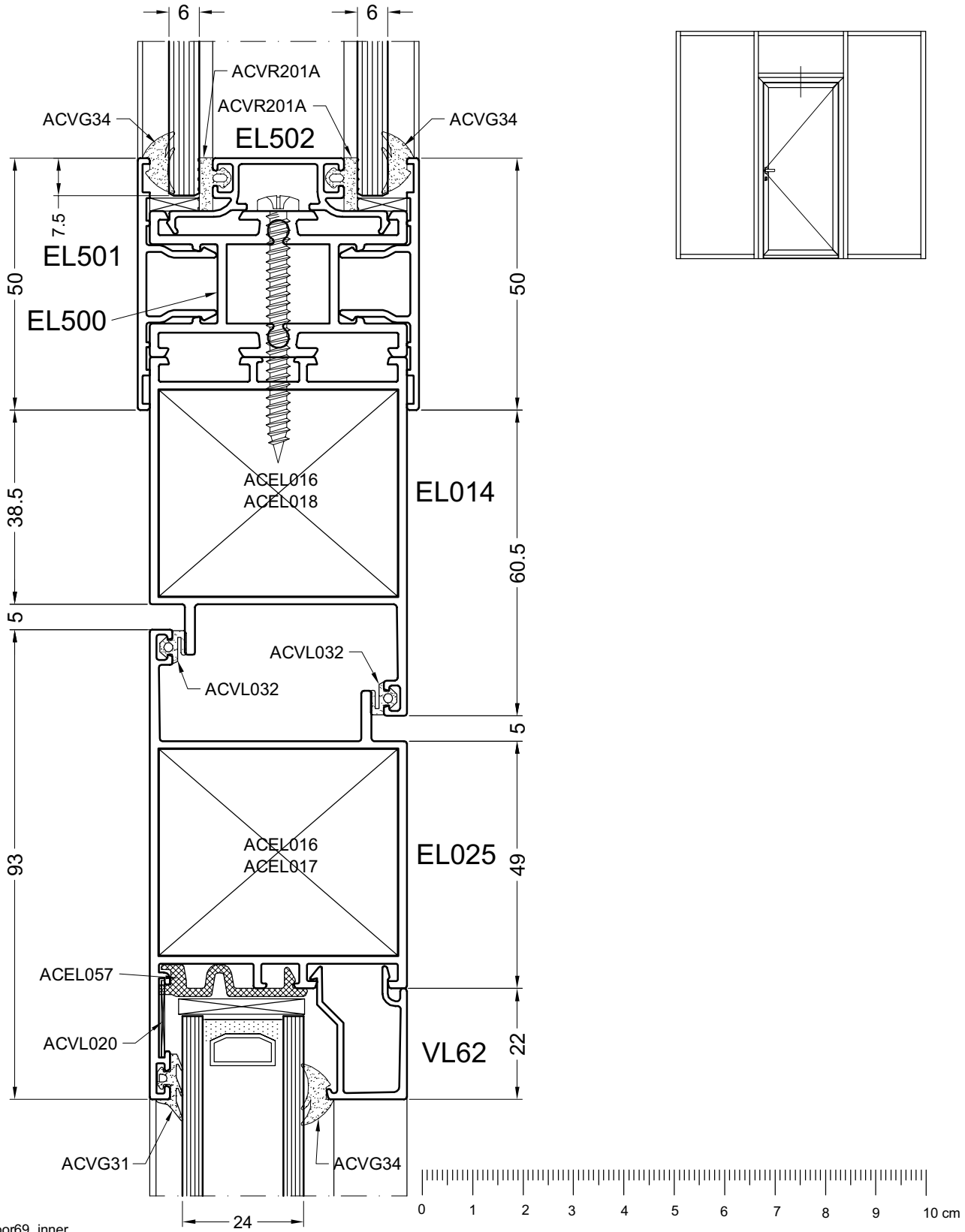
door6_inner

68

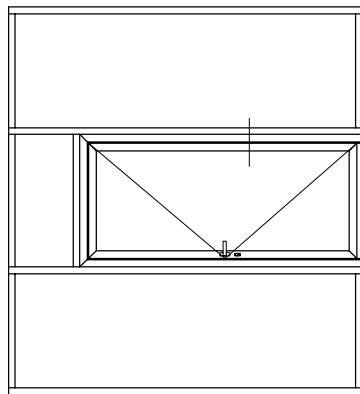
DOORSNEDE - COUPE - SCHNITT - SECTION



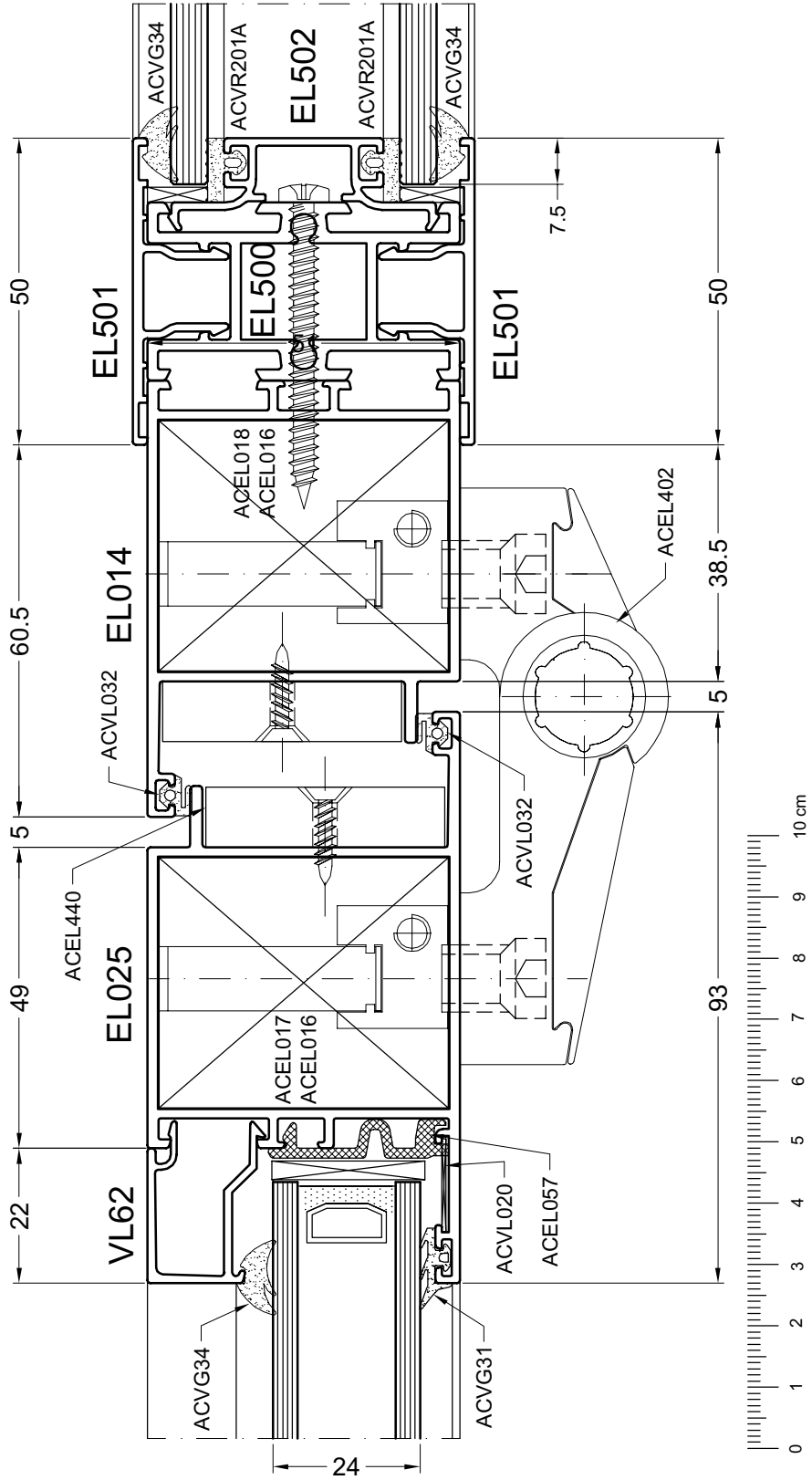
door1b_inner

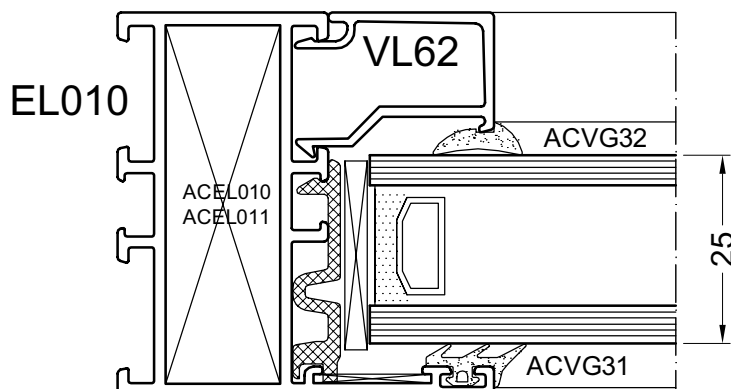


door69_inner



door71_inner



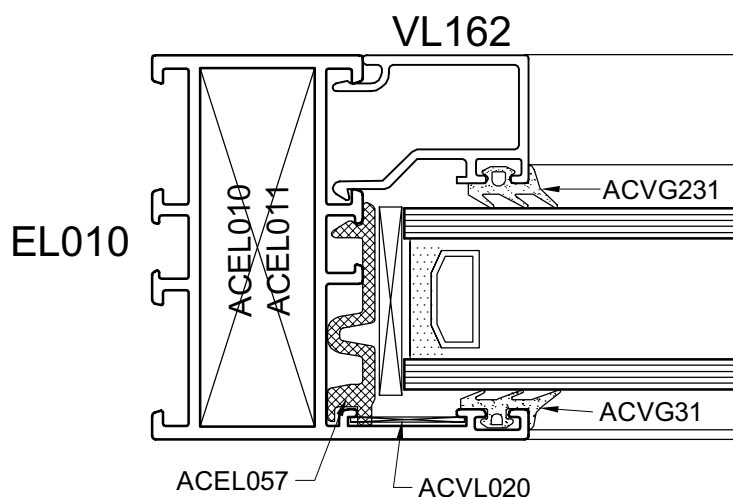


Glasdikte (mm) Epaisseur de verre (mm) Glas dicke (mm) Glass thicknes (mm)	Rubber buiten Joint ext. Glasdichtung aussen Gasket outside	Rubber binnen Joint int. Glasdichtung innen Gasket inside	Glaslat Latte a vitrage Verglasung latte Glazing bead
4	ACVG31	ACVG32	SP065
5	ACVG31	ACVG34	VL65
6	ACVG31	ACVG33	VL65
7	ACVG31	ACVG32	VL65
8	ACVG31	ACVG340	VL640 & IP066
9	ACVG31	ACVG34	VL640 & IP066
10	ACVG31	ACVG33	VL640 & IP066
11	ACVG31	ACVG32	VL640 & IP066
12	ACVG31	ACVG340	VL64 & IP564
13	ACVG31	ACVG34	VL64 & IP564
14	ACVG31	ACVG33	VL64 & IP564
15	ACVG31	ACVG32	VL64 & IP564
16	ACVG31	ACVG34	VL630
17	ACVG31	ACVG33	VL630
18	ACVG31	ACVG32	VL630
19	ACVG31	ACVG34	VL63
20	ACVG31	ACVG33	VL63
21	ACVG31	ACVG32	VL63
22	ACVG31	ACVG340	VL62 & VL66 & VL562
23	ACVG31	ACVG34	VL62 & VL66 & VL562
24	ACVG31	ACVG33	VL62 & VL66 & VL562
25	ACVG31	ACVG32	VL62 & VL66 & VL562
26	ACVG31	ACVG33	VL612
27	ACVG31	ACVG32	VL612
28	ACVG31	ACVG33	VL611 & VL561
29	ACVG31	ACVG32	VL611 & VL561
30	ACVG31	ACVG340	VL610
31	ACVG31	ACVG34	VL610
32	ACVG31	ACVG33	VL610
33	ACVG31	ACVG32	VL610
34	ACVG31	ACVG340	VL61
35	ACVG31	ACVG34	VL61
36	ACVG31	ACVG33	VL61
37	ACVG31	ACVG32	VL61

glastab

DOORSNEDE - COUPE - SCHNITT - SECTION

Glasdikte (mm) Epaisseur de verre (mm) Glas dicke (mm) Glass thicknes (mm)	Rubber buiten Joint ext. Glasdichtung aussen Gasket outside	Rubber binnen Joint int. Glasdichtung innen Gasket inside	Glaslat Latte a vitrage Verglasung latte Glazing slat
13	ACVG131	ACVG131	VL164
14	ACVG131	ACVG31	VL164
15	ACVG131	ACVG231	VL164
16	ACVG31	ACVG231	VL164
22	ACVG131	ACVG131	VL162/VL166
23	ACVG131	ACVG31	VL162/VL166
24	ACVG131	ACVG231	VL162/VL166
25	ACVG31	ACVG231	VL162/VL166
27	ACVG131	ACVG131	VL161
28	ACVG131	ACVG31	VL161
29	ACVG131	ACVG231	VL161
30	ACVG31	ACVG231	VL161



Bouwhoogte < 18m
Hauteur de bâtiment < 18m
Bauhöhe < 18m
Building height < 18m

Winddruk : 750 N/m²
Pression du vent : 750 N/m²
Winddruck : 750 N/m²
Windpressure : 750 N/m²

L (cm)	a of b (cm)																												
	20	30	40	50	60	70	80	90	100	110	120	130	140	150	160	170	180	190	200	210	220	230	240	250	260	270	280	290	300
100	0,9	1,3	1,5	1,6																									
110	1,3	1,8	2,1	2,3																									
120	1,7	2,3	2,9	3,2	3,3																								
130	2,1	3,0	3,8	4,3	4,6																								
140	2,7	3,8	4,8	5,6	6,0	6,2																							
150	3,3	4,8	6,0	7,0	7,7	8,1																							
160	4,0	5,8	7,4	8,7	9,7	10,3	10,5																						
170	4,8	7,0	9,0	10,7	12,0	12,9	13,4																						
180	5,7	8,4	10,8	12,9	14,6	15,8	16,6	16,9																					
190	6,8	9,9	12,8	15,4	17,5	19,2	20,3	20,9																					
200	7,9	11,6	15,1	18,1	20,8	22,9	24,4	25,4	25,7																				
210	9,2	13,5	17,5	21,2	24,4	27,0	29,1	30,5	31,2																				
220	10,6	15,6	20,3	24,6	28,4	31,6	34,2	36,1	37,3	37,6																			
230	12,1	17,8	23,3	28,3	32,8	36,7	39,9	42,3	44,0	44,9																			
240	13,7	20,3	26,6	32,3	37,6	42,2	46,1	49,2	51,5	52,9	53,3																		
250	15,5	23,0	30,1	36,8	42,8	48,3	52,9	56,7	59,7	61,7	62,7																		
260	17,5	25,9	34,0	41,6	48,5	54,8	60,3	64,9	68,6	71,3	72,9	73,4																	
270	19,6	29,1	38,2	46,8	54,7	62,0	68,4	73,9	78,3	81,8	84,1	85,3																	
280	21,9	32,5	42,7	52,3	61,4	69,7	77,1	83,5	88,9	93,2	96,3	98,2	98,8																
290	24,5	36,4	47,8	58,8	69,0	78,5	87,0	94,6	101,0	106,2	110,2	112,9	114,3																
300	28,1	41,7	54,9	67,5	79,4	90,5	100,5	109,5	117,3	123,8	128,9	132,6	134,9	135,6															
310	32,0	47,6	62,7	77,2	90,9	103,7	115,5	126,1	135,4	143,3	149,7	154,6	159,6																
320	36,3	54,1	71,3	87,9	103,6	118,4	132,0	144,4	155,4	164,9	172,8	179,1	183,6	186,3	187,2														
330	41,1	61,2	80,8	99,6	117,6	134,5	150,3	164,6	177,5	188,8	198,4	206,2	212,2	216,1	218,1														
340	46,4	69,0	91,2	112,5	132,9	152,3	170,3	186,9	201,9	215,2	226,7	236,2	243,8	249,2	252,5	253,5													
350	52,1	77,6	102,5	126,6	149,7	171,6	192,2	211,3	228,6	244,2	257,7	269,2	278,6	285,7	290,4	292,8													
360	58,3	86,9	114,9	142,0	168,0	192,8	216,2	237,9	257,9	275,9	291,8	305,5	316,8	325,8	332,2	336,1	337,4												
370	65,1	97,0	128,3	158,7	187,9	215,9	242,3	267,0	289,7	310,5	329,0	345,1	358,7	369,8	378,2	383,8	386,6												
380	72,4	108,0	142,9	176,8	209,6	240,9	270,6	298,5	324,4	348,2	369,5	388,3	404,5	417,9	428,5	436,1	440,6	442,2											
390	80,3	119,9	158,7	196,4	233,0	268,0	301,4	332,8	362,1	389,1	413,6	435,4	454,4	470,4	483,4	493,2	499,8	503,1											
400	88,9	132,7	175,7	217,7	258,3	297,4	334,7	369,9	402,9	433,4	461,3	486,4	508,5	527,4	543,1	555,4	564,3	569,6	571,4										
410	98,2	146,6	194,1	240,6	285,6	329,0	370,6	410,0	447,0	481,4	513,1	541,7	567,2	589,3	608,0	623,1	634,5	642,2	646,0										
420	108,1	161,5	213,9	265,2	315,0	363,2	409,3	453,2	494,5	533,2	568,9	601,4	630,6	656,3	678,3	696,5	710,8	721,1	727,2	729,3									
430	118,8	177,5	235,2	291,7	346,7	399,8	450,9	499,6	545,7	588,9	629,1	665,8	699,1	728,6	754,3	775,9	793,4	806,5	815,4	819,8									
440	130,3	194,6	258,0	320,1	380,6	439,2	495,6	549,5	600,7	648,9	693,8	735,2	772,8	806,6	836,2	861,6	882,6	899,0	910,8	917,9	920,3								
450	142,6	213,0	282,4	350,5	416,9	481,4	543,5	603,1	659,7	713,2	763,3	809,6	852,1	890,4	924,4	953,9	978,7	998,8	1013,9	1024,0	1029,1								
460	155,7	232,7	308,6	383,1	455,8	526,5	594,8	660,3	722,9	782,1	837,7	889,5	937,1	980,4	1019,2	1053,2	1082,2	1106,2	1125,0	1138,5	1146,6	1149,3							
470	169,7	253,6	336,4	417,8	497,3	574,7	649,6	721,6	790,4	855,8	917,4	975,0	1028,2	1076,9	1120,8	1159,6	1193,3	1221,7	1244,5	1261,8	1273,3	1279,1							
480	184,6	276,0	366,2	454,9	541,6	626,1	708,0	786,9	862,5	934,5	1002,5	1066,3	1125,6	1180,1	1229,5	1273,7	1312,5	1345,6	1372,9	1394,2	1409,6	1418,8	1421,9						
490	200,5	299,8	397,8	494,3	588,8	680,9	770,3	856,6	939,4	1018,5	1093,4	1163,9	1229,6	1290,3	1345,8	1395,7	1439,9	1478,2	1510,4	1536,3	1555,8	1568,9	1575,5						
500	217,4	325,1	431,5	536,3	639,0	739,2	836,6	930,7	1021,3	1107,9	1190,1	1267,8	1340,5	1407,9	1469,9	1526,0	1576,1	1620,0	1657,5	1688,4	1712,6	1729,9	1740,4	1743,9					
510	235,4	352,0	467,3	580,8	692,3	801,1	907,0	1009,5	1108,3	1202,9	1293,1	1378,4	1458,5	1533,2	1602,1	1664,9	1721,4	1771,4	1814,6	1851,0	1880,2	1902,3	1917,0	1924,4					
520	254,4	380,5	505,2	628,1	748,8	866,8	981,8	1093,2	1200,7	1303,9	1402,5	1495,9	1584,0	1666,4	1742,7	1812,8	1876,2	1932,7	1982,2	2024,5	2059,3	2086,5	2106,0	2117,8	2121,7				
530	274,6	410,7	545,4	678,2	808,8	936,5	1061,0	1181,9	1298,7	1411,1	1518,5	1620,7	1717,3	1807,9	1892,3	1970,0	2040,8	2104,4	2160,7	2209,3	2250,1	2283,0	2307,8	2324,3	2332,6				
540	295,9	442,7	587,9	731,3	872,2	1010,3	1145,0	1275,9	1402,6	1524,6	1641,6	1753,1	1858,7	1958,1	2051,0	2136,9	2215,7	2286,9	2350,5	2406,0	2453,4	2492,4	2522,9	2544,8	2557,9	2562,3			
550	318,5	476,4	632,9	787,4	939,3	1088,3	1233,7	1375,3	1512,5	1644,8	1771,8	1893,2	2008,4	2117,2	2219,2	2313,9	2401,2	2480,6	2552,0	2615,0	2669,4	2715,1	2751,9	2779,6	2798,1	2807,3			
560	342,3	512,1	680,4	846,6	1010,2	1170,7	1327,6	1480,4	1628,6	1771,8	1909,6	2041,4	2166,9	2285,7	2397,3	2501,5	2597,8	2686,0	2765,7	2836,7	2898,8	2951,7	2995,3	3029,3	3053,7	3068,4	3073,3		
570	367,4	549,8	730,5	909,1	1085,0	1257,7	1426,6	1591,3	1751,3	1906,0	2055,1	2198,0	2334,4	2463,8	2585,7	2699,9	2805,9	2903,4	2992,1	3071,8	3142,1	3202,7	3253,7	3294,6	3325,4	3346,0	3356,4		
580	393,9	589,5	783,4	975,0	1163,9	1349,4	1531,1	1708,3	1880,7	2047,7	2208,7	2363,4	2511,3	2651,9	2784,8	2909,6	3025,9	3133,4	3231,7	3320,6	3399,6	3468,7	3527,6	3576,0	3613,8	3641,0	3657,3	3662,7	
590	421,8	631,3	839,0	1044,4	1247,0	1446,0	1641,1	1831,6	2017,1	2196,9	2370,7	2537,8	2697,8	2850,3	2994,8	3130,9	3258,2	3376,3	3484,9	3583,6	3672,1	3750,2	3817,6	3874,1	3919,6	3953,8	3976,6	3988,1	
600	451,2	675,3	897,6	1117,5	1334,4	1547,8	1757,0	1961,5	2160,7	2354,2	2541,3	2721,5	2894,4	3059,5	3216,3	3364,4	3503,4	3632,8	3752,2	3861,4	3960,1	4047,8	4124,4	4189,6	4243,3	4285,2	4315,2	4333,3	4339,3

$l_x = l_{x1} + l_{x2} + \dots$
 $f_{max} = l/360 < 8mm$

Bouwhoogte < 50m
Hauteur de bâtiment < 50m
Bauhöhe < 50m
Building height < 50m

Winddruk : **1000 N/m²**
Pression du vent : **1000 N/m²**
Winddruck : **1000 N/m²**
Windpressure : **1000 N/m²**

L (cm)	a of b (cm)																													
	20	30	40	50	60	70	80	90	100	110	120	130	140	150	160	170	180	190	200	210	220	230	240	250	260	270	280	290	300	
100	1,3	1,7	2,0	2,1																										
110	1,7	2,4	2,9	3,1																										
120	2,2	3,1	3,8	4,3	4,4																									
130	2,8	4,0	5,0	5,7	6,1																									
140	3,6	5,1	6,4	7,4	8,0	8,2																								
150	4,4	6,4	8,0	9,4	10,3	10,8																								
160	5,3	7,8	9,9	11,7	13,0	13,8	14,0																							
170	6,4	9,4	12,0	14,3	16,0	17,2	17,8																							
180	7,7	11,2	14,4	17,2	19,5	21,1	22,1	22,5																						
190	9,0	13,2	17,1	20,5	23,3	25,5	27,1	27,8																						
200	10,5	15,5	20,1	24,2	27,7	30,5	32,6	33,9	34,3																					
210	12,2	18,0	23,4	28,3	32,5	36,0	38,8	40,6	41,6																					
220	14,1	20,8	27,0	32,8	37,8	42,2	45,6	48,1	49,7	50,2																				
230	16,1	23,8	31,0	37,7	43,7	48,9	53,2	56,5	58,7	59,8																				
240	18,3	27,1	35,4	43,1	50,1	56,3	61,5	65,6	68,6	70,5	71,1																			
250	20,7	30,7	40,2	49,0	57,1	64,3	70,6	75,7	79,6	82,2	83,5																			
260	23,3	34,6	45,3	55,4	64,7	73,1	80,4	86,6	91,5	95,0	97,2	97,9																		
270	26,1	38,8	50,9	62,3	73,0	82,6	91,2	98,5	104,5	109,0	112,1	113,7																		
280	29,2	43,3	56,9	69,8	81,8	92,9	102,7	111,3	118,5	124,2	128,4	130,9	131,7																	
290	32,6	48,5	63,8	78,4	92,0	104,6	116,0	126,1	134,7	141,7	147,0	150,6	152,4																	
300	37,4	55,6	73,2	90,0	105,9	120,6	134,0	146,0	156,3	165,0	171,9	176,8	179,8	180,8																
310	42,7	63,5	83,6	102,9	121,2	138,3	154,0	168,1	180,5	191,0	199,6	206,1	210,5	212,7																
320	48,5	72,1	95,1	117,2	138,2	157,9	176,0	192,5	207,2	219,9	230,4	238,8	244,8	248,4	249,7															
330	54,8	81,6	107,7	132,9	156,8	179,4	200,3	219,5	236,7	251,8	264,6	275,0	282,9	288,2	290,9															
340	61,8	92,1	121,6	150,0	177,3	203,0	227,0	249,2	269,2	286,9	302,3	315,0	325,0	332,2	336,6	338,1														
350	69,4	103,4	136,7	168,8	199,6	228,9	256,3	281,7	304,8	325,5	343,7	359,0	371,4	380,9	387,2	390,4														
360	77,7	115,9	153,1	189,3	224,0	257,1	288,2	317,2	343,8	367,8	389,0	407,3	422,5	434,4	442,2	449,9														
370	86,7	129,4	171,1	211,6	250,6	287,8	323,0	355,9	386,3	414,0	438,6	460,1	478,3	493,1	504,2	511,7	515,5													
380	96,5	144,0	190,5	235,7	279,4	321,2	360,8	398,1	432,6	464,2	492,7	517,8	539,4	557,2	571,3	581,4	587,5	589,5												
390	107,1	159,8	211,6	261,9	310,6	357,4	401,8	443,7	482,8	518,8	551,4	580,5	605,8	627,2	644,5	657,6	666,4	670,8												
400	118,6	177,0	234,3	290,2	344,4	396,5	446,2	493,2	537,2	577,9	615,1	648,6	678,0	703,3	724,2	740,6	752,4	759,5	761,9											
410	130,9	195,4	258,8	320,7	380,8	438,7	494,1	546,6	596,0	641,9	684,1	722,3	756,2	785,8	810,7	830,8	846,1	856,3	861,4											
420	144,2	215,3	285,2	353,6	420,1	484,2	545,7	604,2	659,4	710,9	758,5	801,9	840,9	875,1	904,4	928,7	947,7	961,4	969,7	972,4										
430	158,4	236,6	313,6	388,9	462,2	533,1	601,2	666,2	727,6	785,3	838,7	887,8	932,1	971,5	1005,7	1034,5	1057,8	1075,4	1087,2	1093,1										
440	173,7	259,5	344,0	426,8	507,5	585,6	660,8	732,7	801,0	865,2	925,0	980,2	1030,5	1075,5	1115,0	1148,8	1176,8	1198,7	1214,4	1223,9	1227,1									
450	190,1	284,0	376,6	467,4	555,9	641,8	724,7	804,1	879,6	950,9	1017,7	1079,5	1136,1	1187,2	1232,6	1271,9	1305,0	1331,7	1351,9	1365,4	1372,1									
460	207,6	310,2	411,4	510,7	607,8	702,0	793,0	880,5	963,8	1042,8	1117,0	1186,0	1249,5	1307,2	1358,9	1404,2	1443,0	1474,9	1500,0	1518,0	1528,8	1532,5								
470	226,3	338,2	448,6	557,1	663,1	766,3	866,1	962,1	1053,9	1141,1	1223,2	1300,0	1370,9	1435,8	1494,4	1546,2	1591,1	1628,9	1659,4	1682,4	1697,8	1705,5								
480	246,2	368,0	488,2	606,5	722,2	834,9	944,0	1049,3	1150,1	1246,0	1336,7	1421,8	1500,8	1573,4	1639,4	1698,3	1749,9	1794,1	1830,5	1859,0	1879,4	1891,8	1895,9							
490	267,4	399,7	530,5	659,1	785,1	907,9	1027,1	1142,1	1252,6	1358,0	1457,8	1551,8	1639,5	1720,4	1794,4	1861,0	1919,9	1970,9	2013,8	2048,4	2074,5	2091,9	2100,7							
500	289,9	433,5	575,4	715,0	852,0	985,6	1115,4	1241,0	1361,7	1477,1	1586,9	1690,4	1787,3	1877,2	1959,8	2034,7	2101,5	2160,0	2210,0	2251,2	2283,4	2306,6	2320,5	2325,1						
510	313,8	469,3	623,0	774,5	923,0	1068,2	1209,4	1346,0	1477,7	1603,9	1724,1	1837,8	1944,7	2044,2	2136,1	2219,8	2295,2	2361,9	2419,5	2468,0	2507,0	2536,4	2556,1	2565,9						
520	339,2	507,3	673,6	837,5	998,4	1155,8	1309,0	1457,6	1601,0	1738,6	1869,9	1994,6	2112,1	2221,9	2323,7	2417,0	2501,6	2577,0	2643,0	2699,3	2745,7	2782,0	2808,0	2823,7	2828,9					
530	366,1	547,6	727,2	904,3	1078,3	1248,7	1414,7	1575,9	1731,6	1881,4	2024,7	2161,0	2289,8	2410,6	2523,0	2626,6	2721,0	2805,9	2880,9	2945,8	3000,2	3044,0	3077,0	3099,1	3110,2					
540	394,6	590,2	783,9	975,0	1162,9	1347,0	1526,6	1701,2	1870,1	2032,8	2188,8	2337,4	2478,3	2610,8	2734,6	2849,2	2954,2	3049,2	3133,9	3208,0	3271,2	3323,2	3363,8	3393,0	3410,6	3416,4				
550	424,6	635,3	843,9	1049,8	1252,4	1451,0	1645,0	1833,7	2016,6	2193,0	2362,4	2524,2	2677,9	2823,0	2958,9	3085,2	3201,6	3307,5	3402,6	3486,6	3559,2	3620,1	3669,2	3706,1	3730,8	3743,1				
560	456,4	682,9	907,2	1128,8	1346,9	1560,9	1770,1	1973,8	2171,5	2362,4	2546,1	2721,9	2889,2	3047,6	3196,4	3335,3	3463,7	3581,3	3687,6	3782,3	3865,1	3935,6	3993,7	4039,1	4071,6	4091,2	4097,7			
570	489,9	733,1	974,1	1212,2	1446,7	1676,9	1902,1	2121,7	2335,0	2541,4	2740,2	2930,7	3112,5	3285,0	3447,6	3599,8	3741,2	3871,2	3989,5	4095,7	4189,4	4270,3	4338,2	4392,8	4433,9	4461,4	4475,2			
580	525,3	786,0	1044,5	1300,0	1551,8	1799,2	2041,4	2277,8	2507,6	2730,2	2945,0	3151,2	3348,4	3535,8	3713,0	3879,4	4034,5	4177,8	4308,9	4427,4	4532,9	4625,0	4703,4	4768,0	4818,5	4854,6	4876,4	4883,6		
590	562,5	841,7	1118,7	1392,6	1662,6	1928,1	2188,2	2442,2	2689,5	2929,2	3160,9	3383,7	3597,1	3800,4	3993,1	4174,6	4344,3	4501,8	4646,5	4778,1	4896,2	5000,3	5090,2	5165,5	5226,1	5271,7	5302,2			

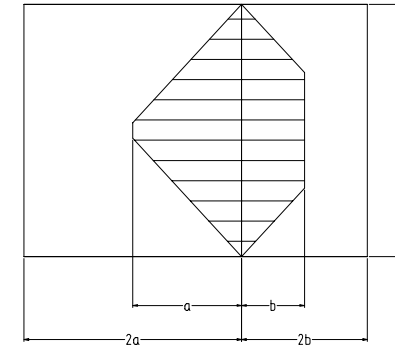
Bouwhoogte > 50m
Hauteur de bâtiment > 50m
Bauhöhe > 50m
Building height > 50m

Winddruk : **1750 N/m²**
Pression du vent : **1750 N/m²**
Winddruck : **1750 N/m²**
Windpressure : **1750 N/m²**

L (cm)	a of b (cm)																																																										
	20	30	40	50	60	70	80	90	100	110	120	130	140	150	160	170	180	190	200	210	220	230	240	250	260	270	280	290	300																														
100	2,2	3,0	3,6	3,8																																																							
110	3,0	4,1	5,0	5,4																																																							
120	3,9	5,5	6,7	7,5	7,8																																																						
130	5,0	7,1	8,8	10,0	10,6																																																						
140	6,2	9,0	11,2	13,0	14,0	14,4																																																					
150	7,7	11,1	14,1	16,4	18,0	18,9																																																					
160	9,4	13,6	17,3	20,4	22,7	24,1	24,6																																																				
170	11,3	16,4	21,0	24,9	28,0	30,1	31,2																																																				
180	13,4	19,6	25,2	30,1	34,0	37,0	38,8	39,4																																																			
190	15,8	23,2	29,9	35,9	40,8	44,7	47,4	48,7																																																			
200	18,5	27,1	35,1	42,3	48,4	53,4	57,0	59,3	60,0																																																		
210	21,4	31,5	40,9	49,5	56,9	63,1	67,8	71,1	72,7																																																		
220	24,6	36,3	47,3	57,3	66,2	73,8	79,8	84,2	86,9	87,8																																																	
230	28,2	41,6	54,3	66,0	76,5	85,6	93,1	98,8	102,7	104,7																																																	
240	32,0	47,4	62,0	75,5	87,7	98,5	107,6	114,8	120,1	123,3	124,4																																																
250	36,2	53,7	70,3	85,8	100,0	112,6	123,5	132,4	139,2	143,9	146,2																																																
260	40,8	60,5	79,3	97,0	113,3	127,9	140,8	151,5	160,1	166,3	170,1	171,4																																															
270	45,7	67,8	89,1	109,1	127,7	144,6	159,5	172,3	182,8	190,8	196,2	198,9																																															
280	51,0	75,8	99,6	122,1	143,2	162,5	179,8	194,8	207,4	217,4	224,6	229,0	230,5																																														
290	57,1	84,9	111,6	137,1	161,1	183,1	203,1	220,6	235,6	247,9	257,2	263,5	266,7																																														
300	65,5	97,3	128,1	157,6	185,3	211,1	234,5	255,5	273,6	288,8	300,7	309,4	314,7	316,4																																													
310	74,7	111,1	146,3	180,2	212,2	242,0	269,4	294,1	315,8	334,3	349,3	360,7	368,4	372,3																																													
320	84,8	126,2	166,4	205,1	241,8	276,2	308,1	336,9	362,6	384,8	403,3	417,9	428,4	434,8	436,9																																												
330	95,9	142,9	188,5	232,5	274,4	313,9	350,6	384,2	414,3	440,6	463,0	481,2	495,0	504,3	509,0																																												
340	108,2	161,1	212,7	262,6	310,2	355,3	397,3	436,1	471,1	502,2	528,9	551,2	568,8	581,4	589,1	591,6																																											
350	121,5	181,0	239,2	295,4	349,3	400,5	448,5	492,9	533,5	569,7	601,4	628,2	650,0	666,5	677,6	683,2																																											
360	136,0	202,8	268,0	331,3	392,0	449,9	504,4	555,1	601,7	643,7	680,8	712,8	739,3	760,2	775,2	784,3	787,3																																										
370	151,8	226,4	299,4	370,2	438,5	503,7	565,3	622,9	676,1	724,4	767,6	805,2	837,1	862,9	882,4	895,5	902,1																																										
380	168,9	252,0	333,4	412,6	489,0	562,1	631,5	696,6	757,0	812,4	862,2	906,1	943,9	975,2	999,8	1017,5	1028,1	1031,7																																									
390	187,5	279,7	370,2	458,4	543,6	625,4	703,2	776,6	844,9	907,9	965,0	1015,9	1060,2	1097,6	1127,9	1150,8	1166,1	1173,8																																									
400	207,5	309,7	410,0	507,9	602,7	693,9	780,9	863,1	940,1	1011,4	1076,5	1135,0	1186,5	1230,7	1267,3	1296,0	1316,7	1329,2	1333,3																																								
410	229,1	342,0	452,9	561,3	666,4	767,8	864,7	956,6	1043,0	1123,3	1197,1	1264,0	1323,4	1375,1	1418,7	1454,0	1480,6	1498,5	1507,4																																								
420	252,3	376,8	499,1	618,8	735,1	847,4	955,0	1057,4	1153,9	1244,1	1327,4	1403,4	1471,5	1531,4	1582,8	1625,2	1658,5	1682,5	1696,9	1701,7																																							
430	277,3	414,1	548,8	680,6	808,9	932,9	1052,1	1165,8	1273,3	1374,2	1467,8	1553,6	1631,2	1700,2	1760,0	1810,5	1851,2	1881,9	1902,5	1912,9																																							
440	304,0	454,1	602,0	746,9	888,0	1024,8	1156,4	1282,2	1401,7	1514,0	1618,8	1715,4	1803,3	1882,0	1951,2	2010,4	2059,3	2097,7	2125,2	2141,8	2147,3																																						
450	332,7	497,0	659,0	817,9	972,9	1123,2	1268,2	1407,1	1539,3	1664,1	1780,9	1889,1	1988,2	2077,7	2157,0	2225,8	2283,7	2330,5	2365,7	2389,4	2401,2																																						
460	363,3	542,9	720,0	893,8	1063,6	1228,5	1387,8	1540,8	1686,7	1824,9	1954,7	2075,5	2186,6	2287,7	2378,1	2457,4	2525,2	2581,2	2625,0	2656,5	2675,5	2681,8																																					
470	396,0	591,8	785,0	974,9	1160,5	1341,0	1515,7	1683,7	1844,3	1996,9	2140,6	2274,9	2399,1	2512,7	2615,1	2705,8	2784,5	2850,6	2903,9	2944,1	2971,1	2984,6																																					
480	430,8	644,0	854,4	1061,3	1263,8	1461,0	1652,1	1836,2	2012,6	2180,5	2339,3	2488,1	2626,4	2753,5	2868,9	2972,0	3062,4	3139,6	3203,3	3253,2	3289,0	3310,6	3317,8																																				
490	467,9	699,5	928,3	1153,4	1373,9	1588,8	1797,4	1998,7	2192,0	2376,4	2551,2	2715,7	2869,1	3010,8	3140,2	3256,7	3359,8	3449,2	3524,2	3584,7	3630,3	3660,8	3676,1																																				
500	507,3	758,6	1006,9	1251,3	1490,9	1724,8	1952,0	2171,7	2383,0	2585,0	2777,0	2958,2	3127,8	3285,2	3429,7	3560,7	3677,6	3780,1	3867,5	3939,6	3996,0	4036,5	4060,9	4069,0																																			
510	549,2	821,3	1090,3	1355,3	1615,3	1869,3	2116,4	2355,6	2586,0	2806,9	3017,2	3216,2	3403,2	3577,4	3738,1	3884,7	4016,6	4133,3	4234,2	4318,9	4387,2	4438,7	4473,1	4490,4																																			
520	593,6	887,8	1178,8	1465,6	1747,2	2022,6	2290,8	2550,8	2801,7	3042,5	3272,4	3490,5	3696,1	3888,3	4066,4	4229,8	4377,7	4509,7	4625,2	4723,8	4804,9	4868,5	4914,0	4941,4	4950,6																																		
530	640,7	958,3	1272,6	1582,5	1887,1	2185,2	2475,7	2757,8	3030,4	3292,5	3543,2	3781,7	4007,1	4218,5	4415,3	4596,6	4761,8	4910,3	5041,6	5155,1	5250,3	5327,0	5384,8	5423,5	5442,8																																		
540	690,5	1032,9	1371,8	1706,3	2035,1	2357,3	2671,6	2977,1	3272,7	3557,4	3830,3	4090,5	4336,9	4568,9	4785,6	4986,1	5169,9	5336,2	5484,4	5614,0	5724,5	5815,6	5886,7	5937,8	5968,5	5978,7																																	
550	743,1	1111,7	1476,8	1837,2	2191,7	2539,3	2878,7	3209,0	3529,1	3837,8	4134,2	4417,4	4686,4	4940,2	5178,1	5399,2	5602,8	5788,1	5954,6	6101,6	6228,7	6335,3	6421,0	6485,6	6528,8	6550,5																																	
560	798,7	1195,0	1587,6	1975,4	2357,1	2731,6	3097,7	3454,2	3800,1	4134,3	4455,7	4763,3	5056,1	5333,2	5593,7	5836,7	6061,5	6267,3	6453,3	6619,1	6763,9	6887,4	6989,0	7068,4	7125,3	7159,6	7171,0																																
570	857,4	1282,9	1704,6	2121,3	2531,7	2934,6	3328,8	3713,1	4086,3	4447,4	4795,3	5128,8	5446,9	5748,8	6033,3	6299,7	6547,0	6774,6	6981,6	7167,5	7331,5	7473,1	7591,9	7687,4	7759,3	7807,4	7831,5																																
580	919,2	1375,5	1827,9	2275,1	2715,7	3148,6	3572,5	3986,1	4388,3	4777,9	5153,7	5514,6	5859,6	6187,7	6497,8	6789,0	7060,4	7311,2	7540,6	7748,0	7932,5	8093,7	8231,0	8344,0	8432,3	8495,6	8533,6	8546,3																															
590	984,3	1473,1	1957,7	2437,0	2909,6	3374,1	3829,3	4273,8	4706,5	5126,2	5531,5	5921,5	6294,9	6650,8	6987,9	7305,5	7602,5	7878,1	8131,4	8361,7	8568,3	8750,5	8907,8	9039,7	9145,7	9225,5	9278,8	9305,6																															
600	1052,8	1575,7	2094,4	2607,5	3113,6	3611,5	4099,6	4576,8	5041,7	5493,0	5929,6	6350,2	6753,7	7138,9	7504,8	7850,3	8174,5	8476,4	8755,2	9010,0	9240,1	9444,9	9623,6	9775,8	9901,0	9998,7	10068,8	10110,9	10125,0																														

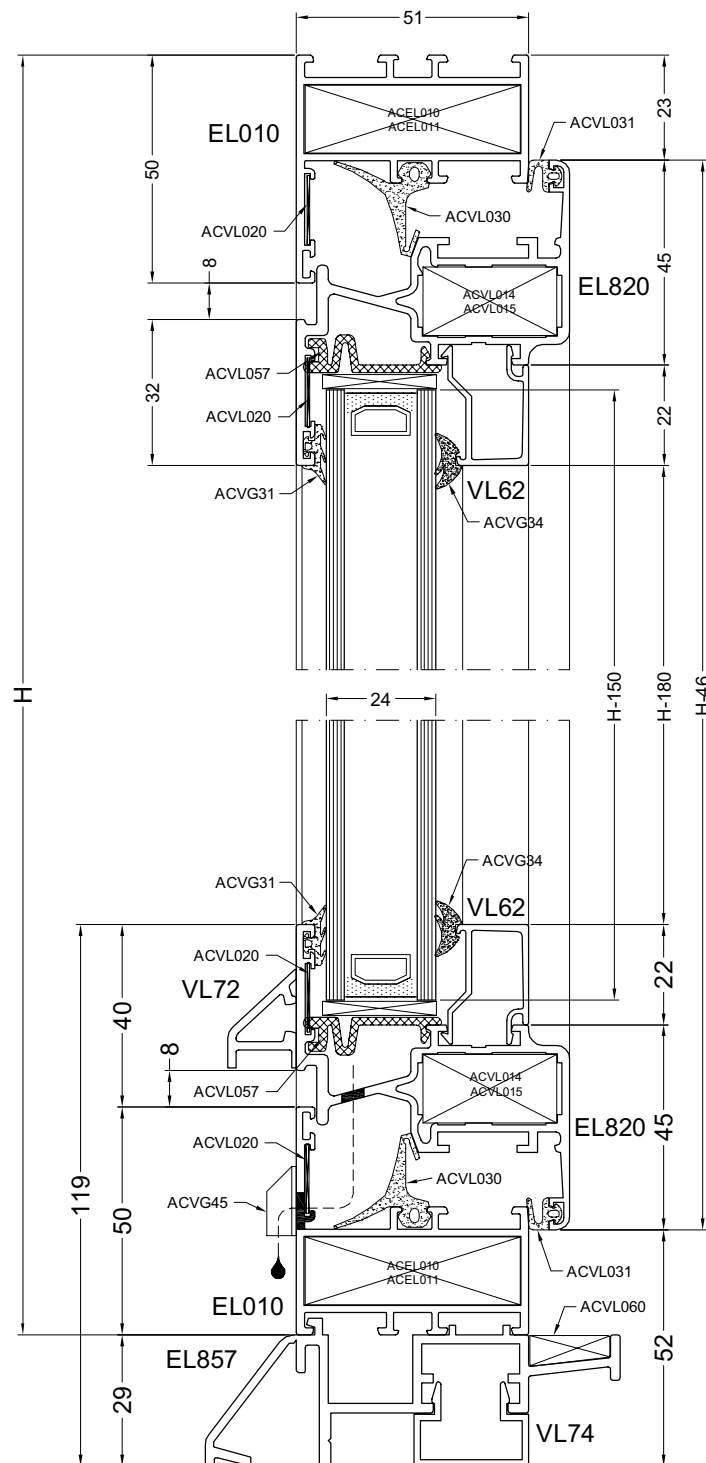
$$Ix = Ix1 + Ix2 + \dots$$

$$fmax = l/360 < 8mm$$



ENKEL RAAM
OUVRANT A LA FRANCAISE
DREHFLUGEL
CASEMENT WINDOW

ZAAGTABELLEN - TABLES DE SCIAGES - ZUSCHNITT-TABELLEN - SAWING TABLES

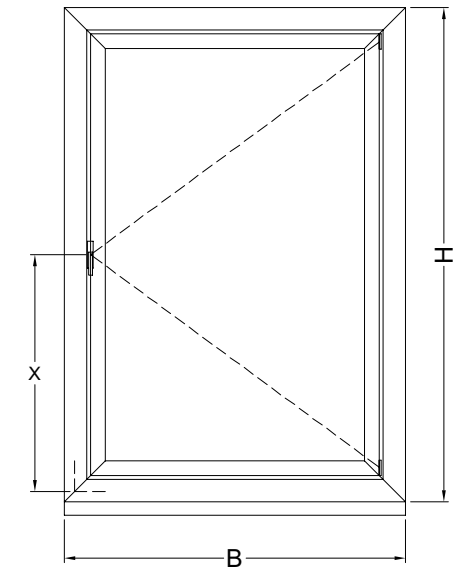


PROFIELEN PROFILES PROFILE PROFILS

EL010		2		B
EL010		2		H
EL820		2		B - 46
EL820		2		H - 46
VL62		2		B - 136
VL62		2		H - 180
EL857		1		B
VL74		1		B
VL72		1		B - 126
VL59		1		X - 135
VL59		1		H - (X + 184)

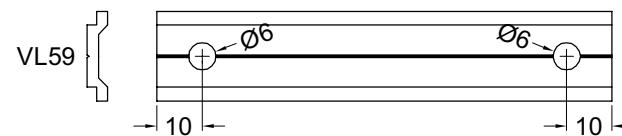
**TOEBEHOREN ACCESSOIRES
ZUBEHORTEILE ACCESSORIES**

ACEL010/011	4
ACVL014/015	4
ACVL020	8
ACVL057	4
ACVG45	2
ACVL060	2
ACVL059	1 set
ACVL061	B VL72/300
ACVL030	2B + 2H - 150
ACVL031	2B + 2H - 150
ACVG31	2B + 2H - 500
ACVG3*	2B + 2H - 500
ACSB050	1
ACSB051	1
ACSB081	1
ACSB083	1
ACSB100	2 of/ou/oder/or 3



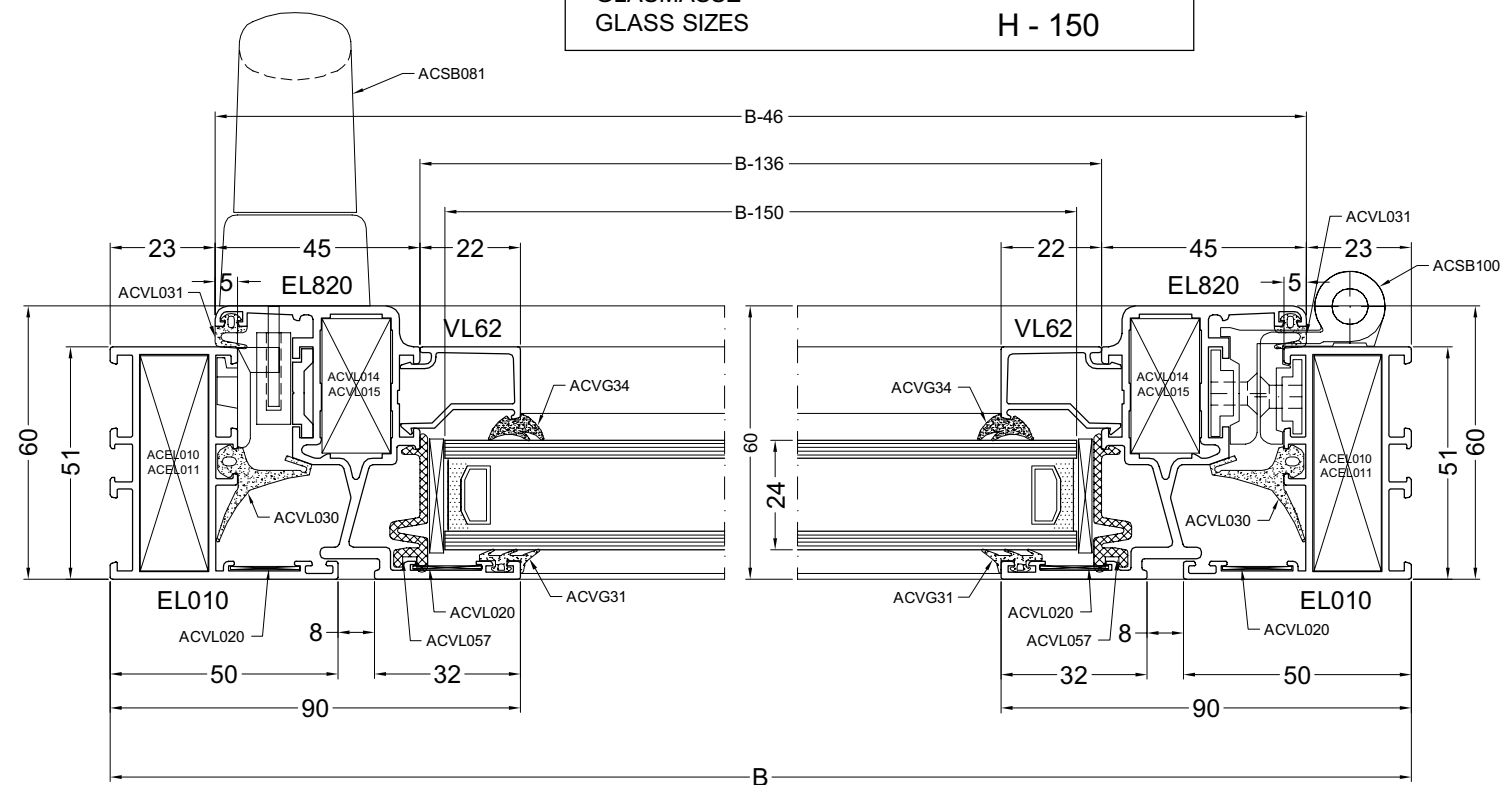
$X > 1/3 Fh$

$Fh = H - 46$



GLASMATEN
DIMENSIONS DES VITRAGES
GLASSMASSE
GLASS SIZES

B - 150
H - 150



DUBBEL NAAR BINNEN DRAAIEND RAAM
DOUBLE OUVRANT VERS L'INTERIEUR
DOPPELT FLUGEL NACH INNEN OFFNEND
DOUBLE CASEMENT WINDOW INSIDE OPENING

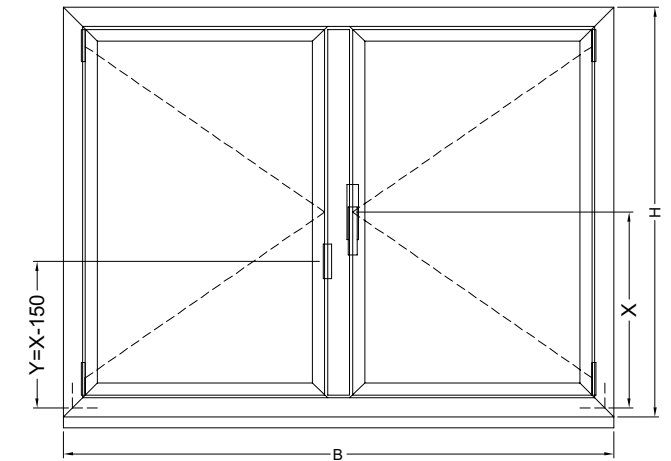
ZAAGTABELLEN - TABLES DE SCIAGES - ZUSCHNITT-TABELLEN - SAWING TABLES

PROFIELEN PROFILES PROFILE PROFILS

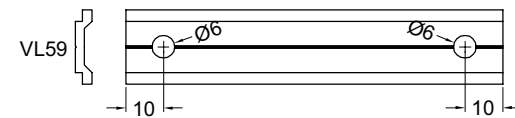
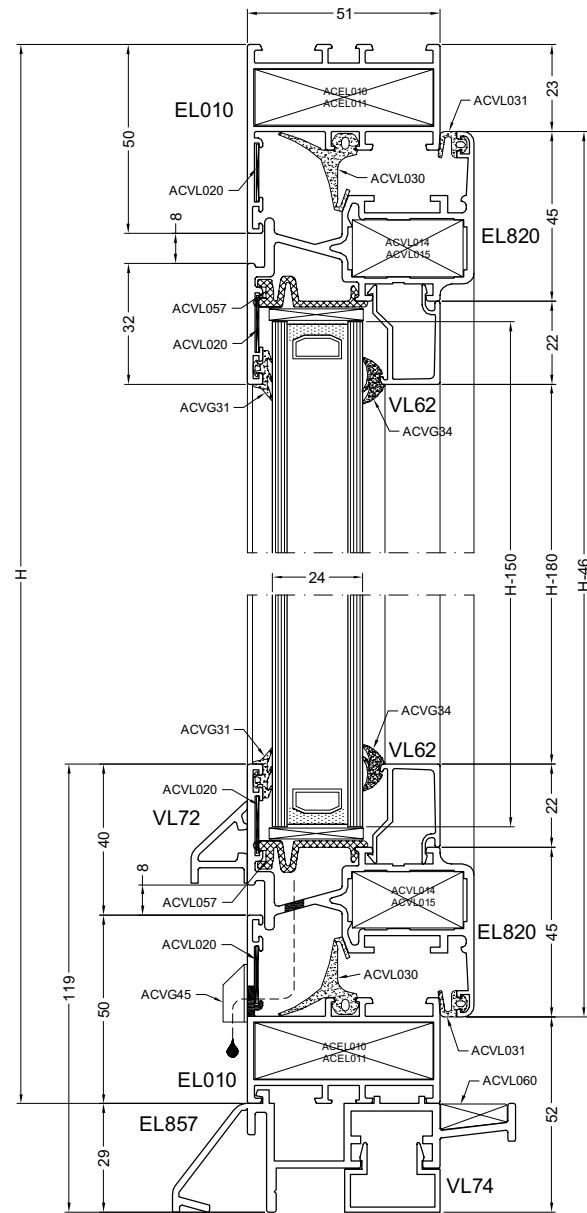
EL010	II	2		B
EL010	II	2		H
EL820	II	4		B/2 - 25.5
EL820	II	4		H - 46
EL840	II	1		H - 120
VL62	II	4		B/2 - 115.5
VL62	II	4		H - 180
EL857	II	1		B
VL74	II	1		B
VL72	II	2		B/2 - 105.5
VL59	II	1		X - 135
VL59	II	1		H - (X + 184)
VL59	II	1		Y - 145
VL59	II	1		H - (Y + 191)

TOEBEHOREN ACCESSOIRES
ZUBEHÖRTEILE ACCESSORIES

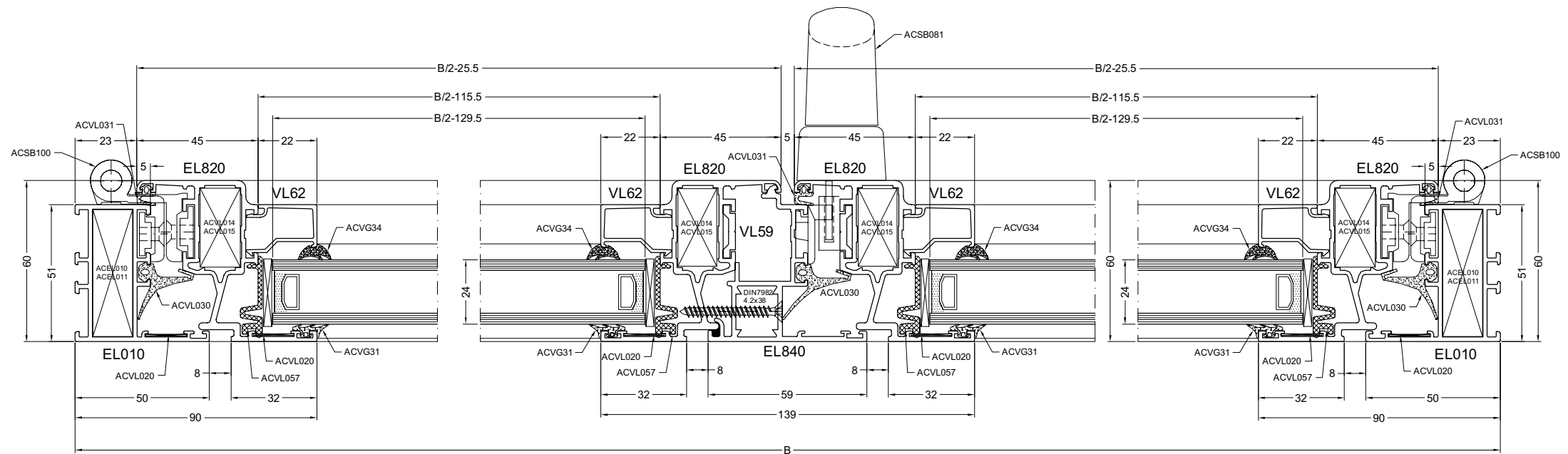
ACEL010/011	4
ACVL014/015	8
ACVL020	12
ACVL057	8
ACVG45	2
ACVL054	1 set
ACVL060	2
ACVL059	2 sets
ACVL061	B VL72/300
ACVL030	2B + 3H - 200
ACVL031	2B + 3H - 200
ACVG31	2B + 4H - 1000
ACVG3*	2B + 4H - 1000
ACSB050	1
ACSB051	1
ACSB055	1
ACSB081	1
ACSB083	1
ACSB100	4 of/ou/oder/or 6



X > 1/3 Fh
Fh = H - 46

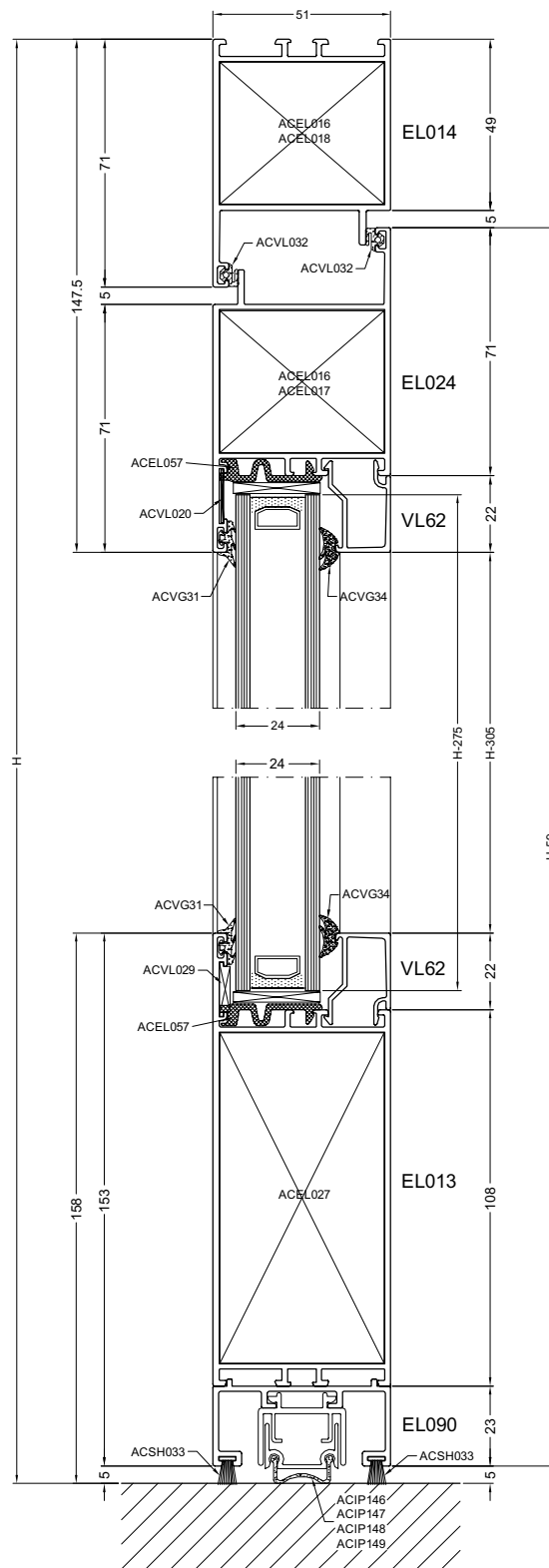


GLASMATEN
DIMENSIONS DES VITRAGES 2 X B/2 - 129.5
GLASMASSE 2 X H - 150
GLASS SIZES H - 150



ENKELE DEUR NAAR BINNEN DRAAIEND
PORTE SIMPLE OUVRANT VERS L'INTERIEUR
ANSCHLAGTUR NACH INNEN OFFNEND
SINGLE DOOR INSIDE OPENING

ZAAGTABELLEN - TABLES DE SCIAGES - ZUSCHNITT-TABELLEN - SAWING TABLES



PROFIELEN PROFILES PROFILE PROFILS

EL014		1		B
EL014		1		H
EL014		1		H
EL024		1		B - 108
EL024		1		H - 59
EL024		1		H - 59
EL013		1		B - 250
VL62		2		B - 250
VL62		2		H - 305
EL090		1		B - 250

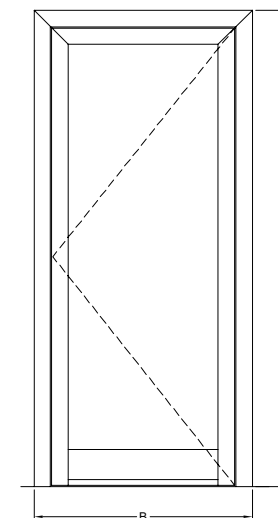
TOEBEHOREN ACCESSOIRES
ZUBEHÖRTEILE ACCESSORIES

ACEL016/017	4
ACEL027	2
ACVL020	2
ACVL029	2
ACEL057	4
ACIP146/147/148/149	B - 155
ACSH033	2B - 544
ACVL032	2B + 4H - 400
ACVG31	2B + 2H - 1000
ACVG3*	2B + 2H - 1000
ACVL128	1
ACVL129	1
ACEL402	2 of/ou/oder/or 3
ACEL705	1
ACMX01612	1

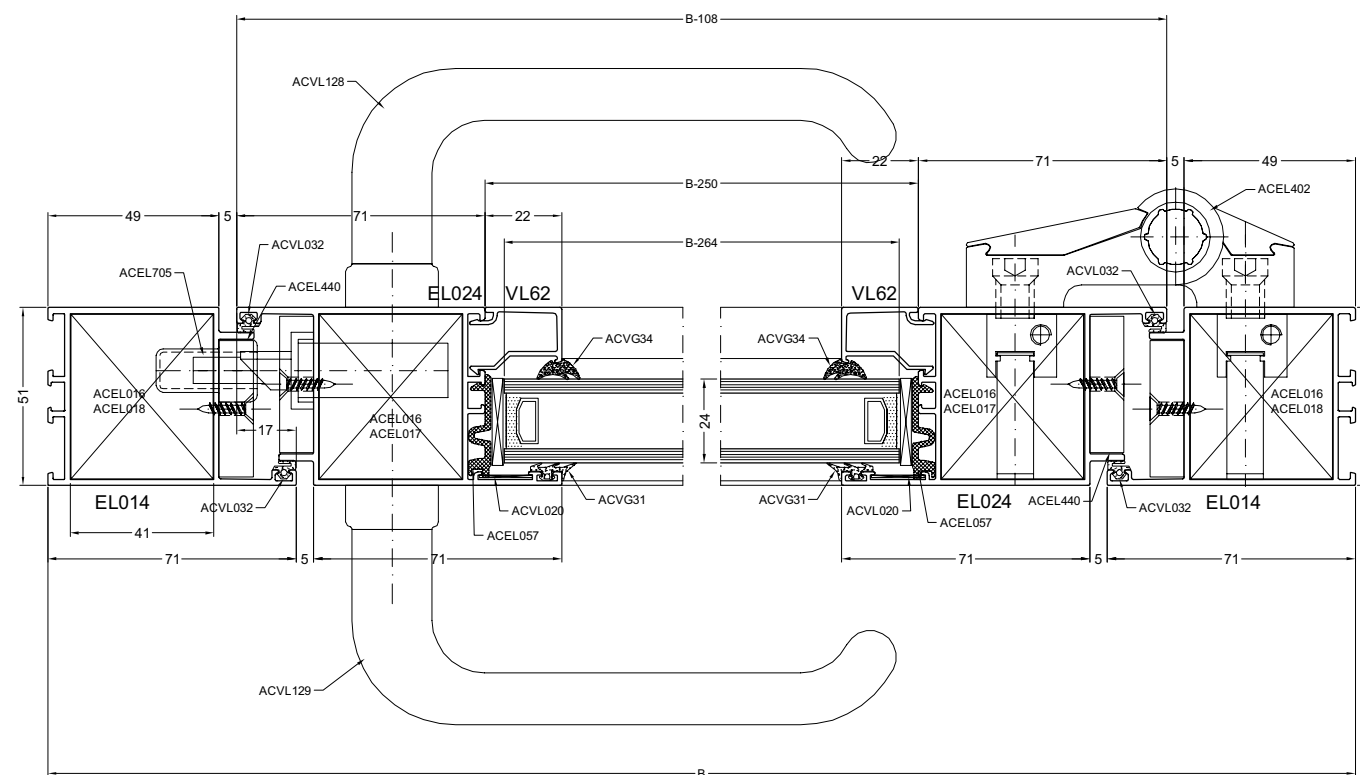
BORSTELDICHTING BRUSSE DESSOUS
BURSTENDICHTUNG BRUSH FITTING

ACSH033	1	B - 294
ACSH033	1	B - 250

ACIP146/147/148/149	1	L = B - 155
ACIP146	Lmin=560mm	Lmax=710mm
ACIP147	Lmin=685mm	Lmax=835mm
ACIP148	Lmin=810mm	Lmax=960mm
ACIP149	Lmin=935mm	Lmax=1085mm
ACEL440	2	

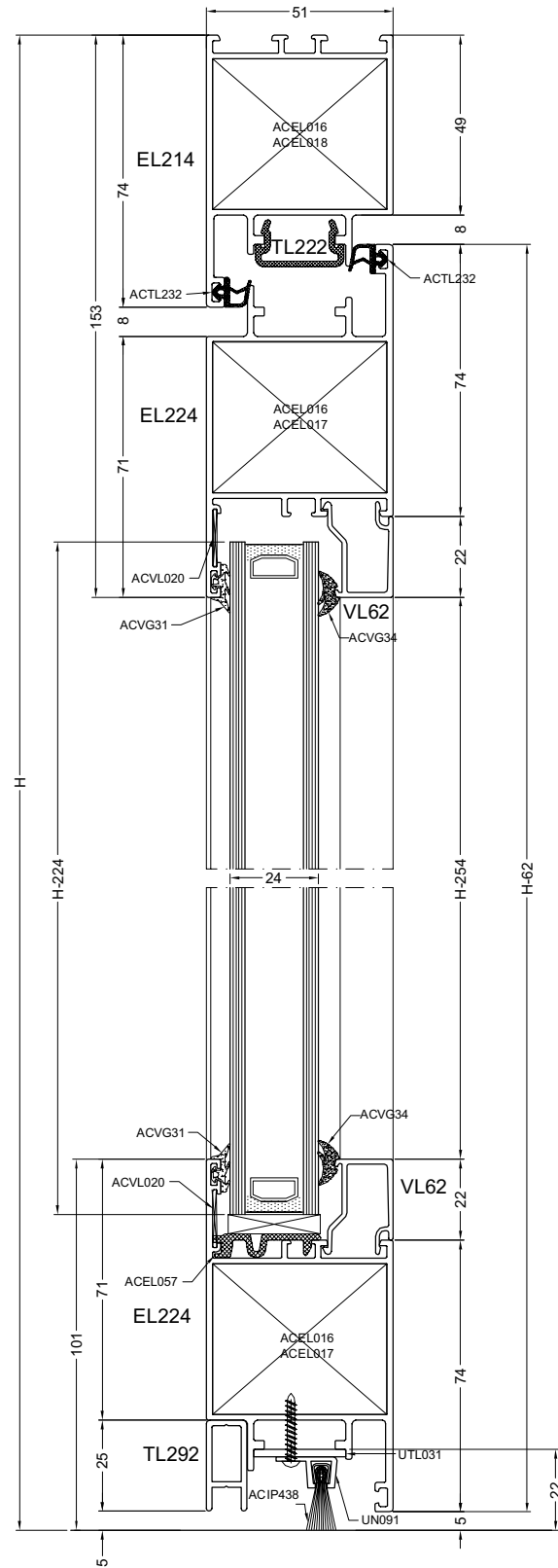


GLASMATEN DIMENSIONS DES VITRAGES GLASSMASSE GLASS SIZES	B - 264 H - 275
---	--------------------



ENKELE DEUR NAAR BINNEN DRAAIEND MET EL214 EN EL224
 PORTE SIMPLE OUVRANT VERS L'INTERIEUR AVEC EL214 ET EL224
 ANSCHLAGTUR NACH INNEN OFFNEND MIT EL214 UND EL224
 SINGLE DOOR INSIDE OPENING WITH EL214 AND EL224

ZAAGTABELLEN - TABLES DE SCIAGES - ZUSCHNITT-TABELLEN - SAWING TABLES



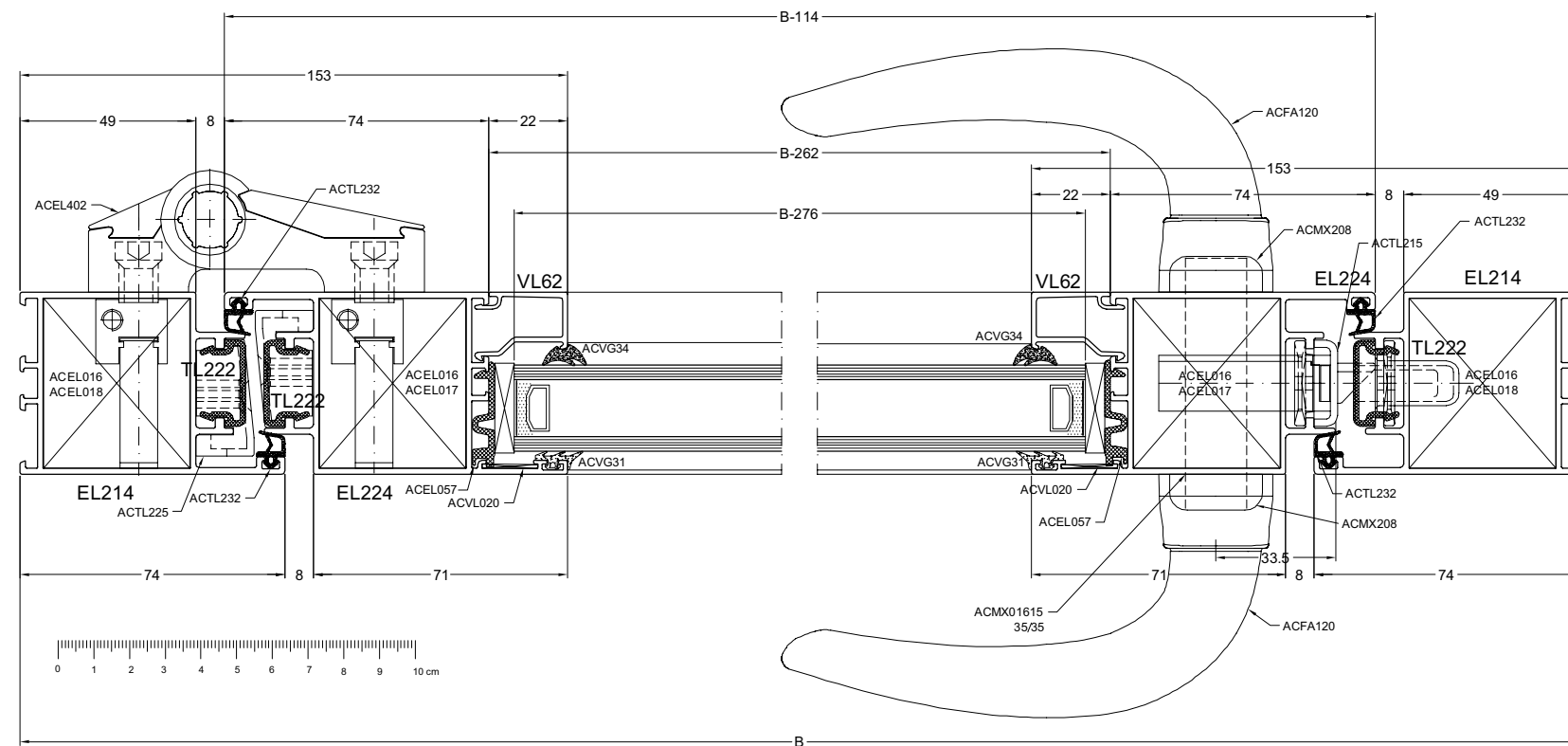
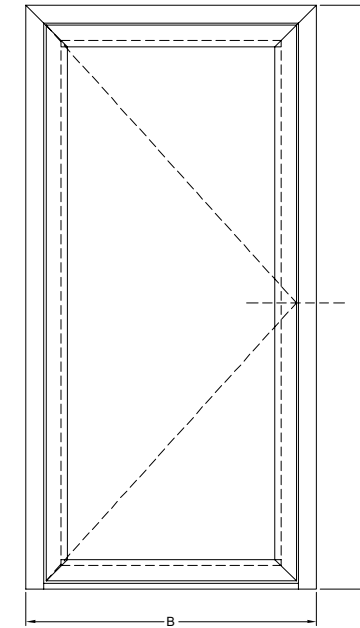
PROFIELEN PROFILES PROFILE PROFILS

EL214		1		B
EL214		1		H
EL214		1		H
EL224		2		B - 114
EL224		2		H - 62
VL62		2		B - 262
VL62		2		H - 254
UTL031		1		B - 148
UN091		1		B - 148
TL292		1		B - 164
TL222		2		H - 63
TL222		1		B - 114
TL222		1		H - 96

TOEBEHOREN ACCESSOIRES
 ZUBEHÖRTEILE ACCESSORIES

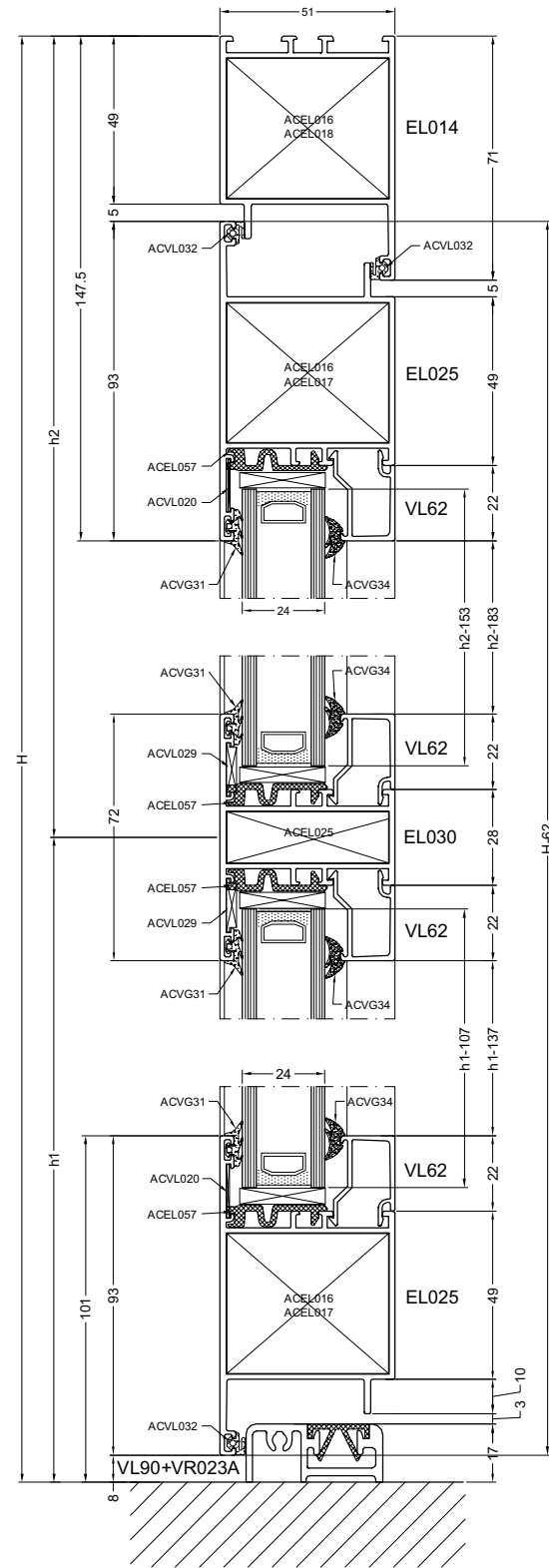
ACEL016/018	2
ACEL016/017	4
ACVL020	4
ACEL057	4
ACTL232	2B + 4H - 500
ACVG31	2B + 2H - 900
ACVG3*	2B + 2H - 900
ACFA120	2
ACIP438	B-148
ACEL402	2 of/ou/oder/or 3
ACTL215	1
ACMX01615 35/35	1
ACMX208	2
ACFA121	1/5
ACMX109	1
ACSG070	2
ACTL225	2

GLASMATEN DIMENSIONS DES VITRAGES B - 276
 GLASMASSE GLASSIZES H - 224



ENKELE DEUR NAAR BUITEN DRAAIEND MET TUSSENREGEL
PORTE SIMPLE OUVRANT VERS L'EXTERIEUR AVEC TRAVERSE
ANSCHLAGTUR NACH AUSSEN OFFNEND MIT SPROSSENPROFIL
SINGLE DOOR OUTSIDE OPENING WITH TRANSOM

ZAAGTABELLEN - TABLES DE SCIAGES - ZUSCHNITT-TABELLEN - SAWING TABLES

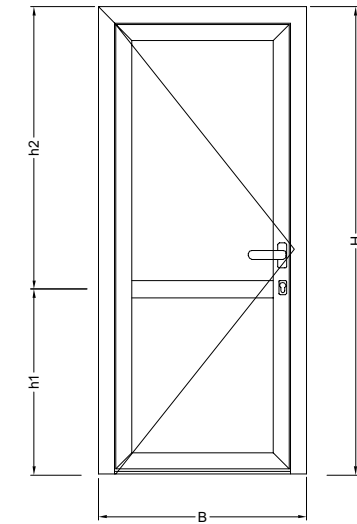


PROFIELEN PROFILES PROFILE PROFILS

EL014		1		B
EL014		1		H
EL014		1		H
EL025		2		B - 108
EL025		2		H - 62
EL030		1		B - 250
VL62		2		B - 250
VL62		2		h1 - 137
VL62		2		h2 - 183
VL90		1		B - 98
VR023A		1		B - 98

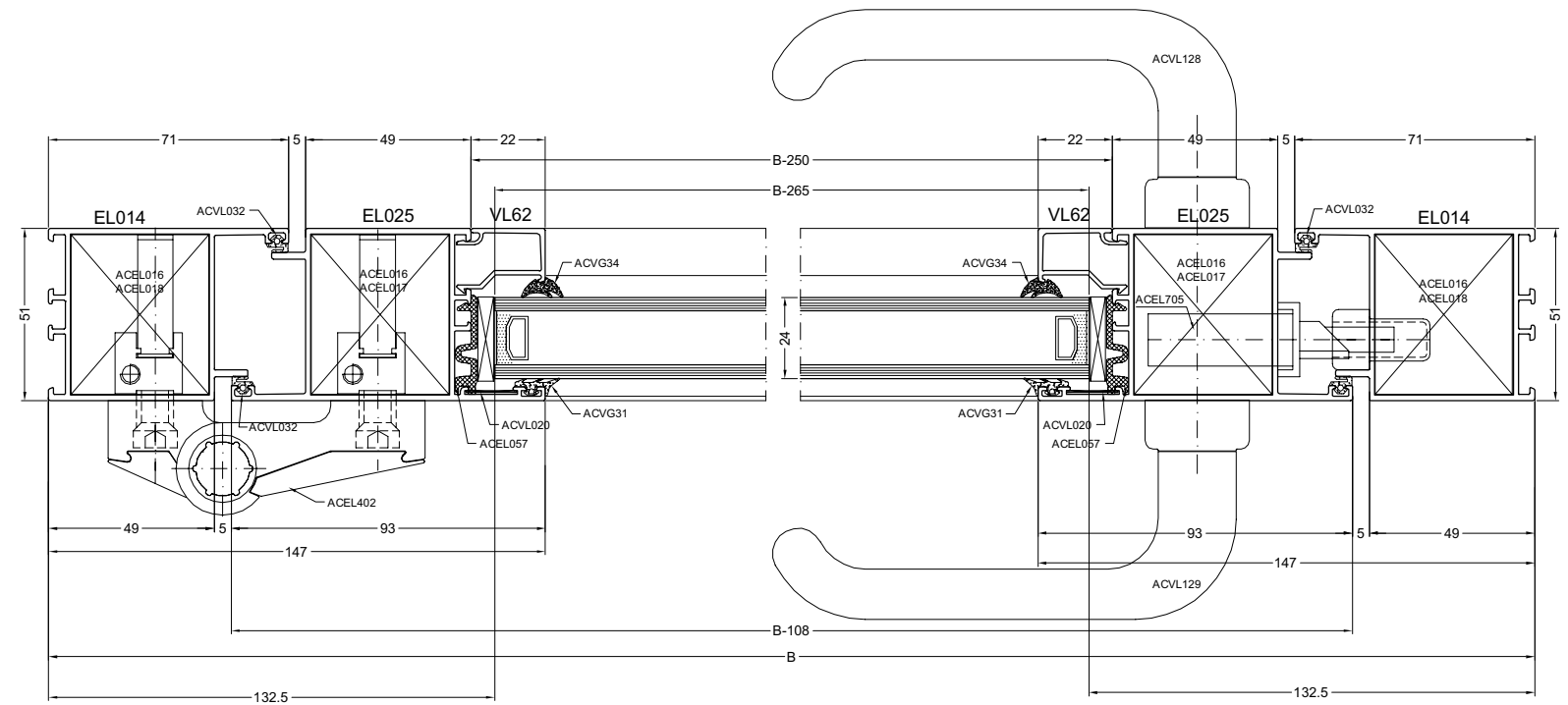
TOEBEHOREN ACCESSOIRES
ZUBEHORTEILE ACCESSORIES

ACELO16/017	6
ACELO25	2
ACVL029	4
ACVL020	6
ACELO57	8
ACVL128	1
ACVL129	1
ACELO402	3
ACELO705	1
ACVL032	2B + 4H - 400
ACVG31	2B + 2H - 1000
ACVG3*	2B + 2H - 1000
ACMX01612	1



GLASMATEN DIMENSIONS DES VITRAGES
GLASMASSE
GLASS SIZES

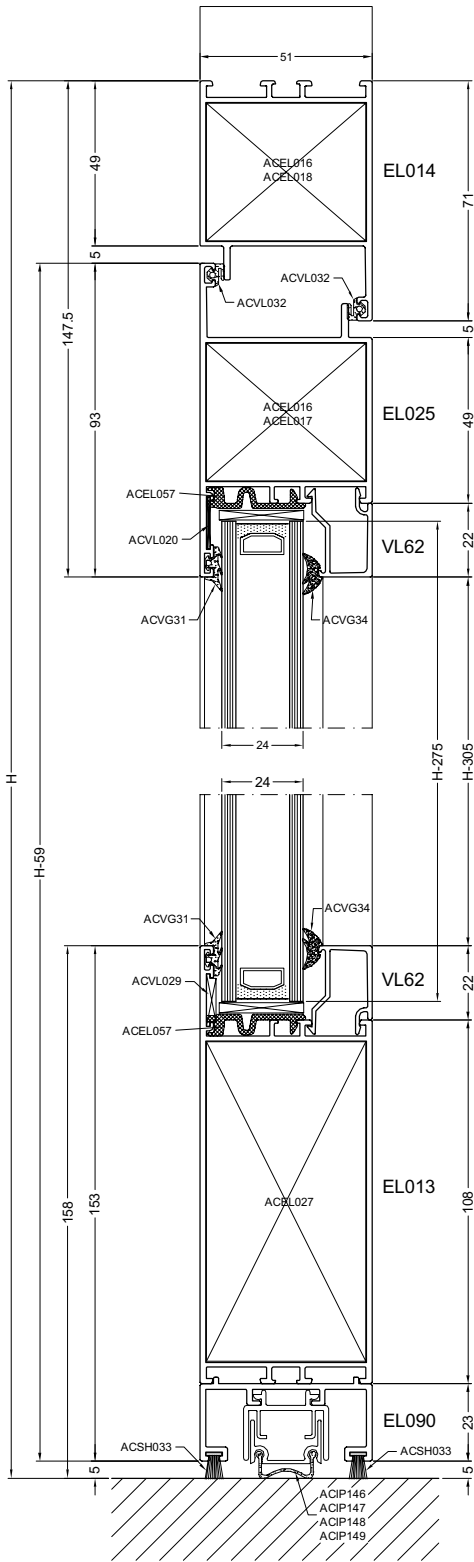
B - 265
h1 - 107
h2 - 153



deur4b

ENKELE DEUR NAAR BUITEN DRAAIEND
PORTE SIMPLE OUVRANT VERS L'EXTERIEUR
ANSCHLAGTUR NACH AUSSEN OFFNEND
SINGLE DOOR OUTSIDE OPENING

ZAAGTABELLEN - TABLES DE SCIAGES - ZUSCHNITT-TABELLEN - SAWING TABLES



PROFIELEN PROFILES PROFILE PROFILS

EL014		1		B
EL014		1		H
EL014		1		H
EL025		1		B - 108
EL025		1		H - 59
EL025		1		H - 59
EL013		1		B - 250
VL62		2		B - 250
VL62		2		H - 305
EL090		1		B - 250

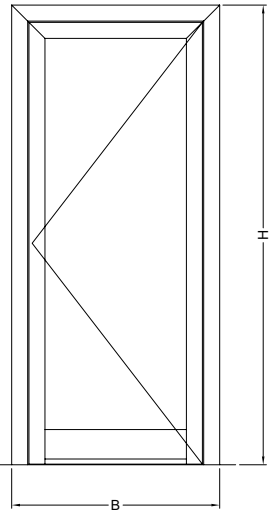
TOEBEHOREN ACCESSOIRES
ZUBEHÖRTEILE ACCESSORIES

ACEL016/017	4
ACEL027	2
ACVL020	2
ACVL029	2
ACEL057	4
ACIP146/147/148/149	B - 155
ACSH033	2B - 544
ACVL032	2B + 4H - 400
ACVG31	2B + 2H - 1000
ACVG3*	2B + 2H - 1000
ACVL128	1
ACVL129	1
ACEL402	2 of/ou/oder/or 3
ACEL705	1
ACMX01612	1

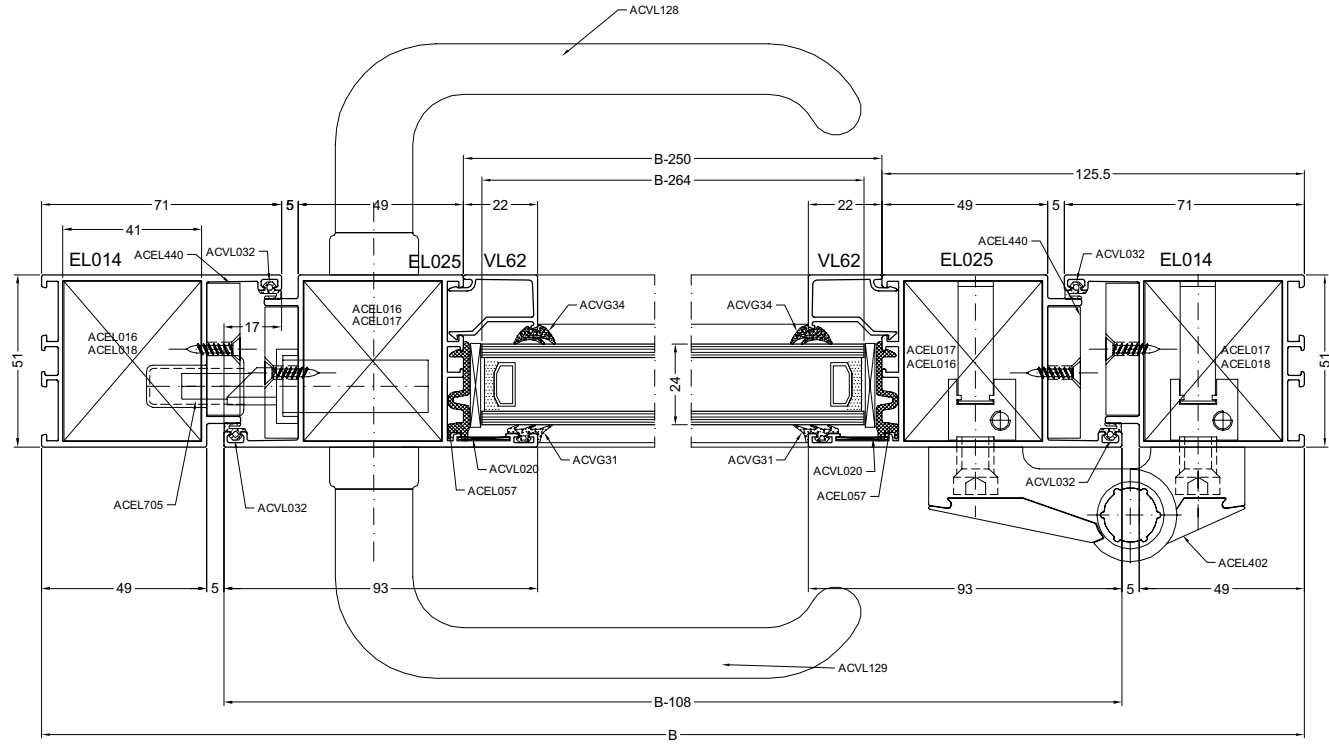
BORSTELDICHTING BRUSSE DESSOUS
BURSTENDICHTUNG BRUSH FITTING

ACSH033	1	B - 294
ACSH033	1	B - 250

ACIP146/147/148/149	1	L = B - 155
ACIP146	Lmin=560mm	Lmax=710mm
ACIP147	Lmin=685mm	Lmax=835mm
ACIP148	Lmin=810mm	Lmax=960mm
ACIP149	Lmin=935mm	Lmax=1085mm
ACEL440	2	

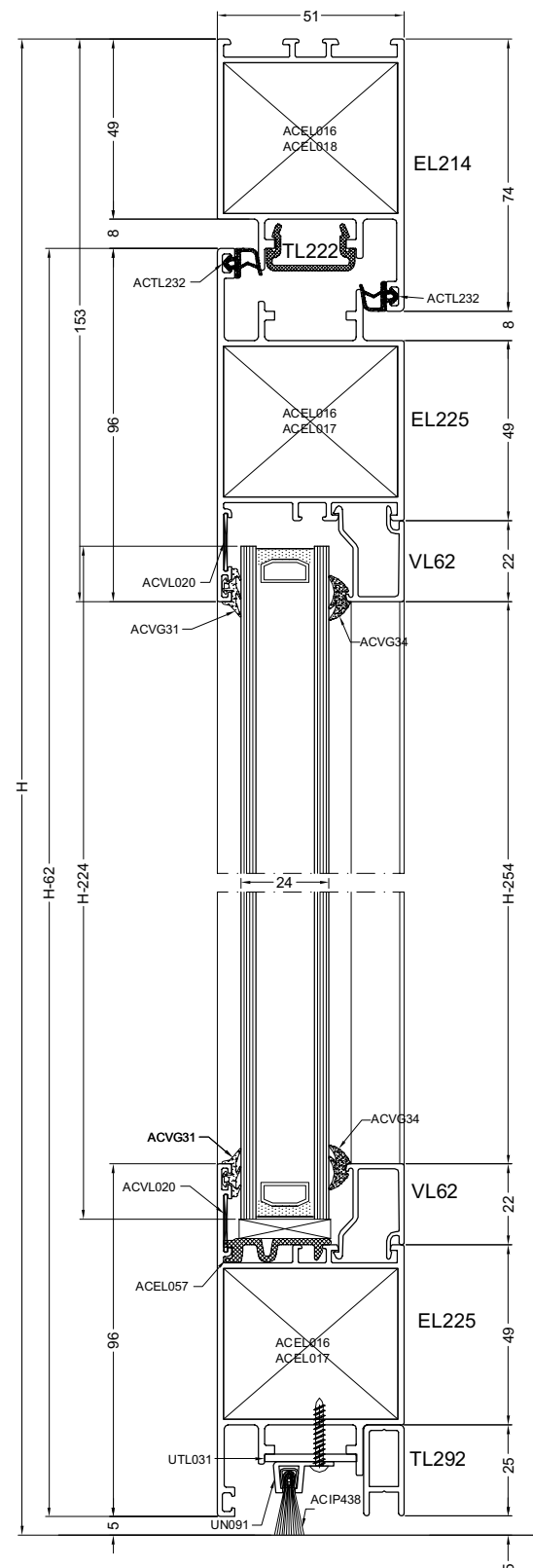


GLASMATEN
DIMENSIONS DES VITRAGES B - 264
GLASMASSE
GLASS SIZES H - 275



ENKELE DEUR NAAR BUITEN DRAAIEND MET EL214 EN EL225
PORTE SIMPLE OUVRANT VERS L'EXTERIEUR AVEC EL214 ET EL225
ANSCHLAGTUR NACH AUSSEN OFFNEND MIT EL214 UND EL225
SINGLE DOOR OUTSIDE OPENING WITH EL214 AND EL225

ZAAGTABELLEN - TABLES DE SCIAGES - ZUSCHNITT-TABELLEN - SAWING TABLES



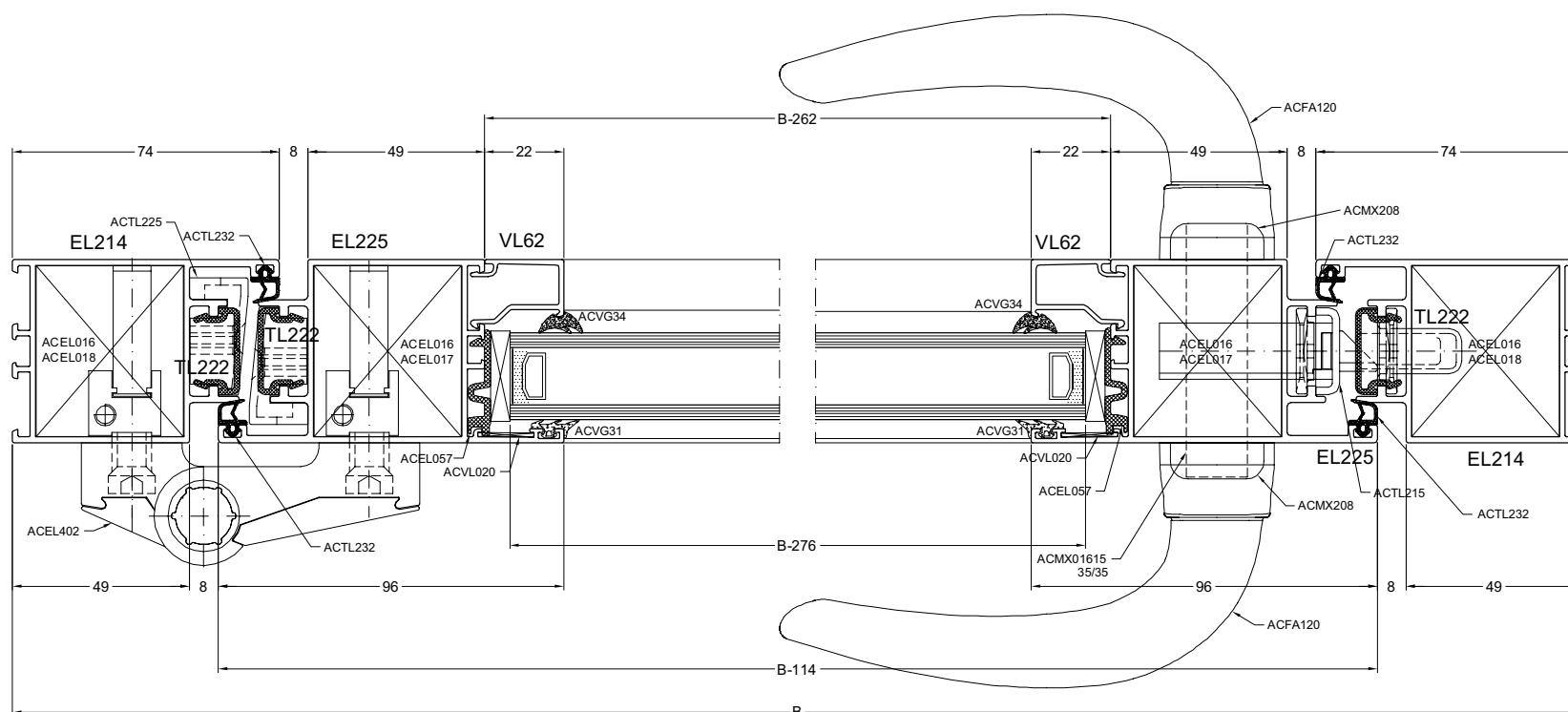
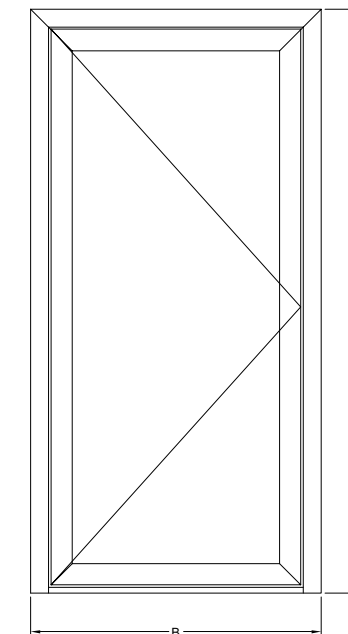
PROFIELEN PROFILES PROFILE PROFILS

EL214	[Profile]	1	[Symbol]	B
EL214	[Profile]	1	[Symbol]	H
EL214	[Profile]	1	[Symbol]	H
EL225	[Profile]	2	[Symbol]	B - 114
EL225	[Profile]	2	[Symbol]	H - 62
VL62	[Profile]	2	[Symbol]	B - 262
VL62	[Profile]	2	[Symbol]	H - 254
UTL031	[Profile]	1	[Symbol]	B - 148
UN091	[Profile]	1	[Symbol]	B - 148
TL292	[Profile]	1	[Symbol]	B - 164
TL222	[Profile]	2	[Symbol]	H - 63
TL222	[Profile]	1	[Symbol]	B - 114
TL222	[Profile]	1	[Symbol]	H - 96

TOEBEHOREN ACCESSOIRES
ZUBEHÖRTEILE ACCESSORIES

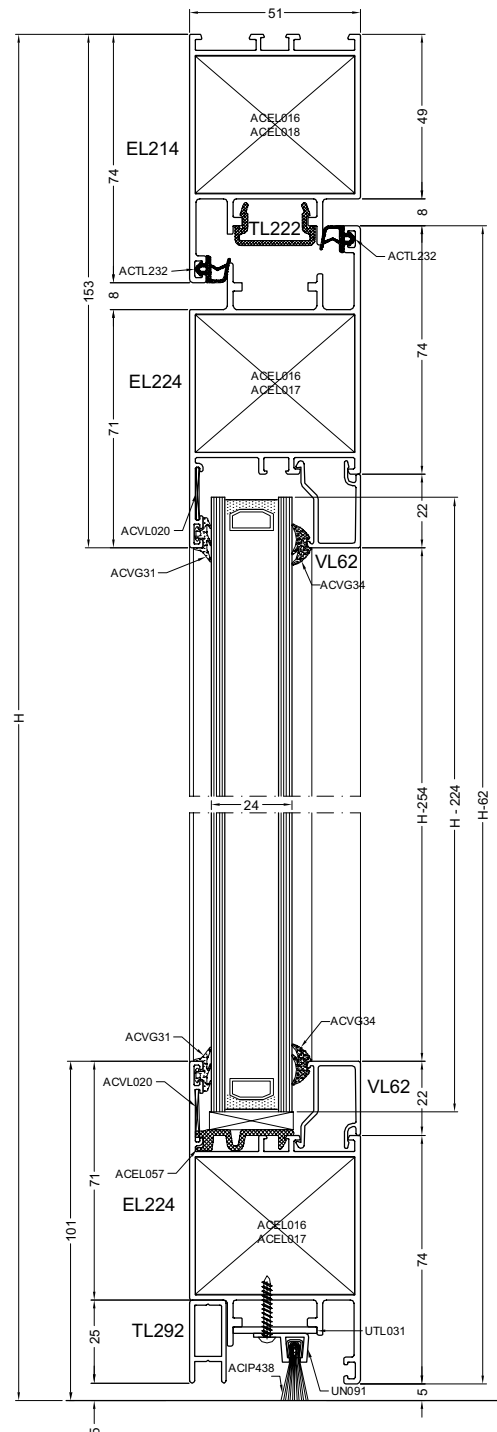
ACEL016/018	2
ACEL016/017	4
ACVL020	4
ACEL057	4
ACTL232	2B + 4H - 500
ACVG31	2B + 2H - 900
ACVG3*	2B + 2H - 900
ACFA120	2
ACIP438	B-148
ACEL402	2 of/ou/oder/for 3
ACTL215	1
ACMX01615 35/35	1
ACMX208	2
ACFA121	1/5
ACMX109	1
ACSG070	2
ACTL225	2

GLASMATEN	B - 276
DIMENSIONS DES VITRAGES	B - 276
GLASMASSE	H - 224
GLASS SIZES	H - 224



DUBBELE NAAR BINNEN DRAAIENDE DEUR MET EL214 EN EL224
DOUBLE PORTE OUVRANT VERS L'INTERIEUR AVEC EL214 ET EL224
DOPPELT TUR NACH INNEN OFFNEND MIT EL214 UND EL224
DOUBLE DOOR INSIDE OPENING WITH EL214 AND EL224

ZAAGTABELLEN - TABLES DE SCIAGES - ZUSCHNITT-TABELLEN - SAWING TABLES



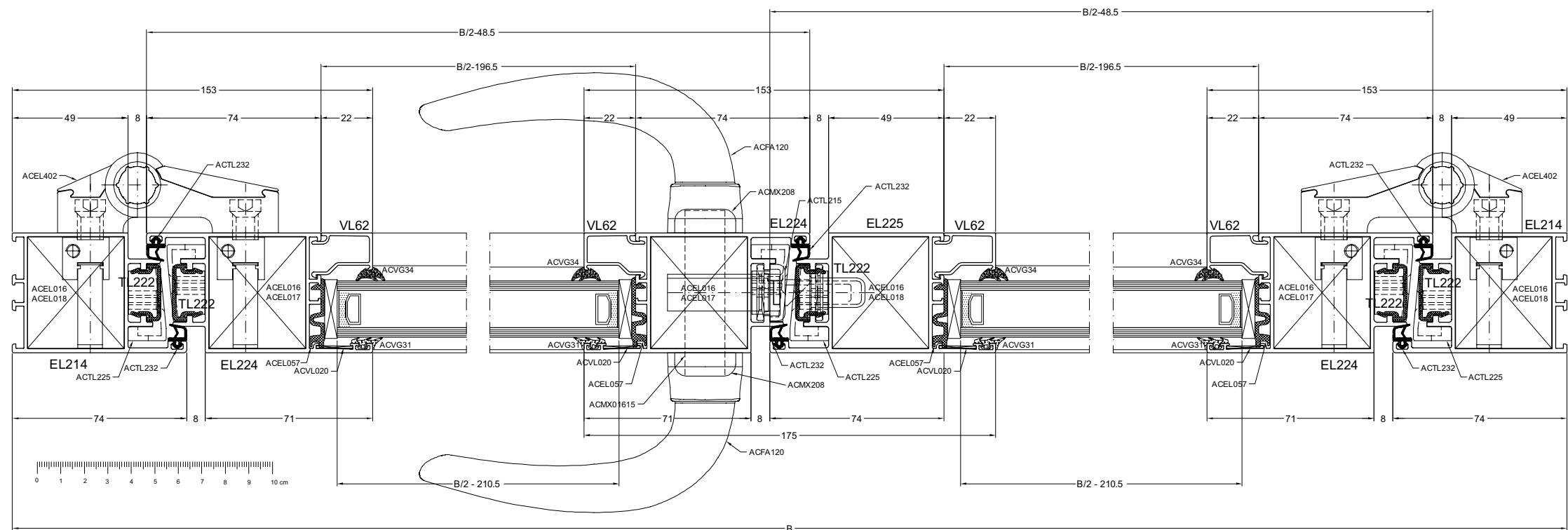
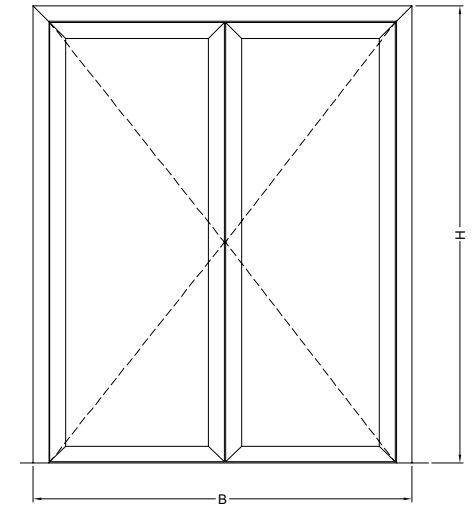
PROFIELEN PROFILES PROFILE PROFILS

EL214		1		B
EL214		1		H
EL214		1		H
EL224		4		B/2 - 48.5
EL224		3		H - 62
EL225		1		H - 62
VL62		4		B/2 - 196.5
VL62		4		H - 254
UTL031		2		B/2 - 82.5
UN091		2		B/2 - 82.5
TL292		1		B/2 - 98.5
TL292		1		B/2 - 73.5
TL222		2		H - 63
TL222		1		B - 114
TL222		3		H - 96

GLASMATEN DIMENSIONS DES VITRAGES GLASSMASSE GLASS SIZES
B/2 - 210.5
H - 224

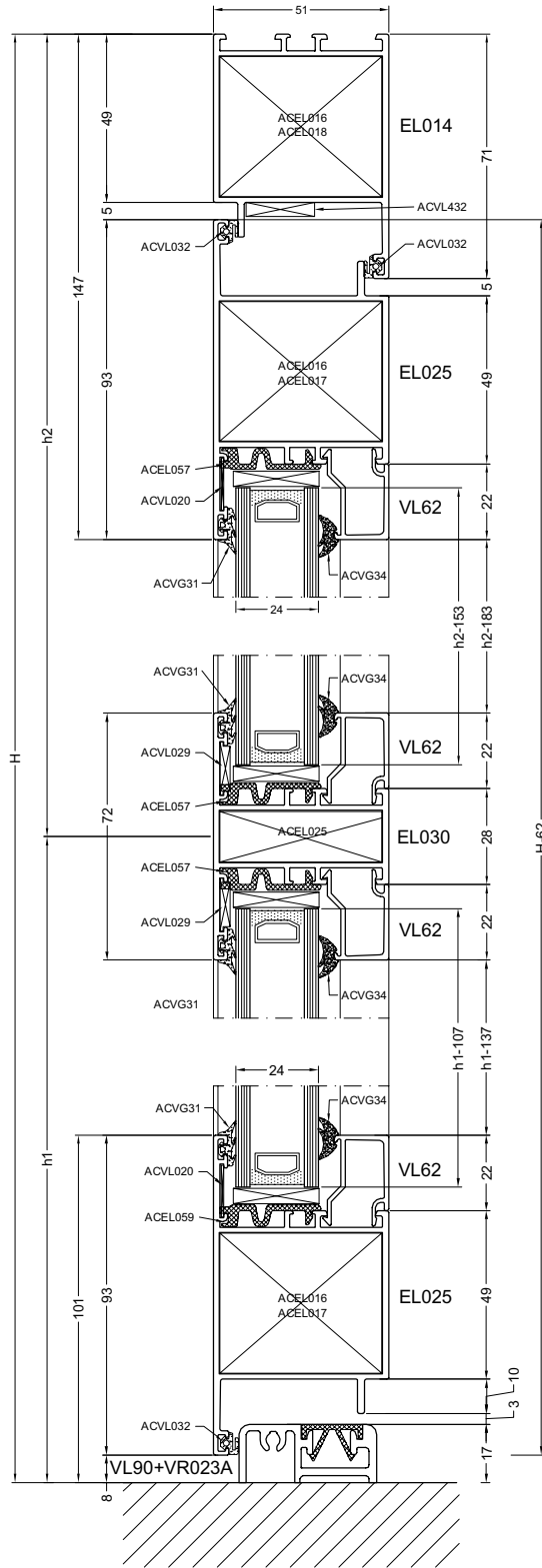
TOEBEHOREN ACCESSOIRES ZUBEHORTEILE ACCESSORIES

ACEL016/018		2
ACEL016/017		8
ACVL020		8
ACEL057		8
ACTL232	2B + 6H - 600	
ACVG31	2B + 4H - 1700	
ACVG3*	2B + 2H - 1700	
ACFA120		2
ACIP438	2 x B/2 - 82.5	
ACEL402	4 of/ou/oder/or 6	
ACTL215		1
ACMX01615	35/35	1
ACMX208		2
ACFA121		1/5
ACMX109		1
ACSG070		2
ACVL432		2
ACVL434		1
ACIP427		1
ACTL213		1
ACTL214		2
ACTL224		2
ACTL225		3



DUBBELE NAAR BUITEN DRAAIENDE DEUR MET TUSSENREGEL
DOUBLE PORTE OUVRANT VERS L'EXTERIEUR AVEC TRAVERSE
DOPPELT TUR NACH AUSSEN OFFNEND MIT SPROSSENPROFIL
DOUBLE DOOR OUTSIDE OPENING WITH TRANSOM

ZAAGTABELLEN - TABLES DE SCIAGES - ZUSCHNITT-TABELLEN - SAWING TABLES

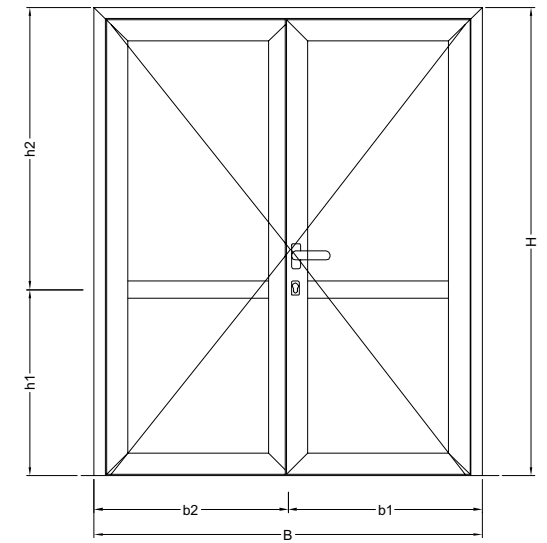


PROFIELEN PROFILES PROFILE PROFILS

EL014	□	1	▱	B
EL014	□	1	▱	H
EL014	□	1	▱	H
EL025	▭	2	▱	b1 - 45.5
EL025	▭	2	▱	b2 - 45.5
EL025	▭	2	▱	H - 62
EL025	▭	1	▱	H - 62
EL024	▭	1	▱	H - 62
EL030	▭	1	▱	b1 - 188
EL030	▭	1	▱	b2 - 188
VL62	▭	n	▱	b1 - 188
VL62	▭	4	▱	b2 - 188
VL62	▭	4	▱	h1 - 137
VL62	▭	4	▱	h2 - 183
VL90	▭	1	▱	B - 98
VR023A	▭	1	▱	B - 98

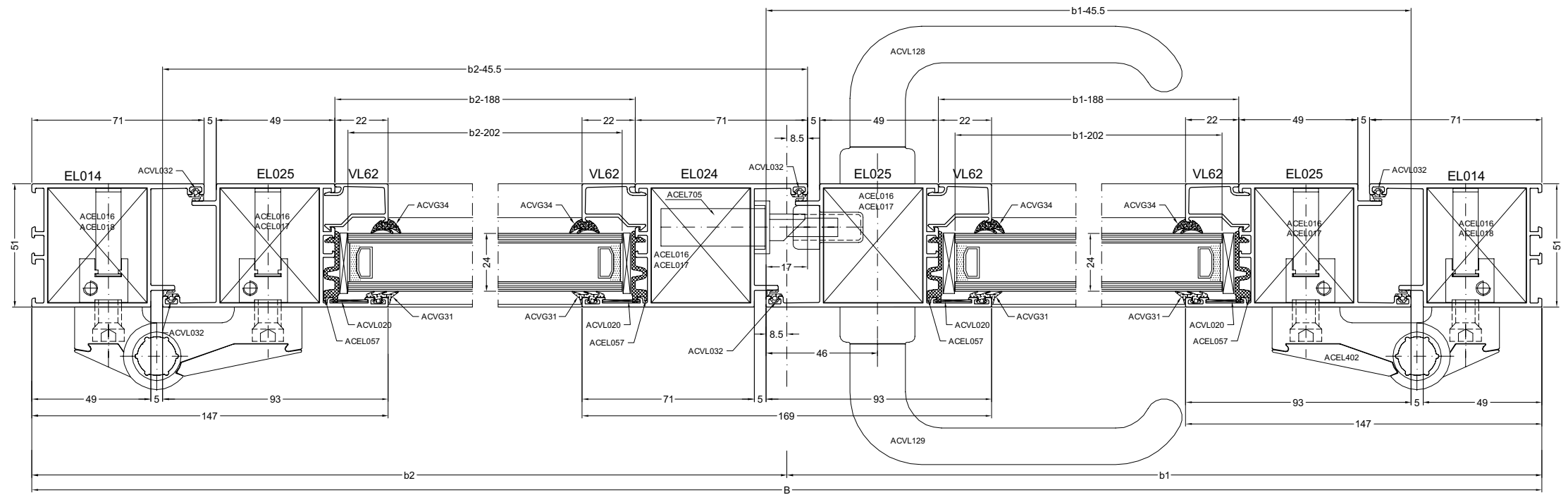
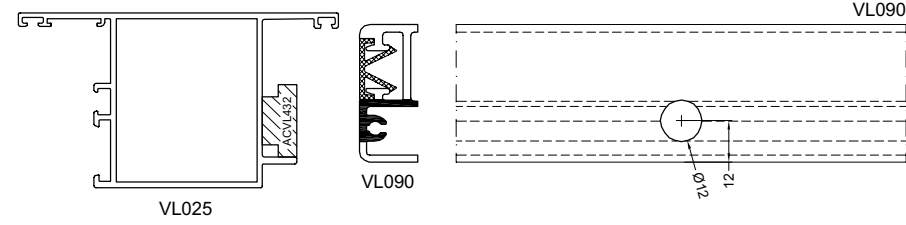
TOEBEHOREN ACCESSOIRES
ZUBEHORTEILE ACCESSORIES

ACEL016/017	10
ACEL025	4
ACEL057	16
ACEL402	6
ACEL450	1
ACEL705	1
ACVL020	10
ACVL029	8
ACVL128	1
ACVL129	1
ACVL032	2B + 6H - 500
ACVL432	2
ACVL434	1
ACVG31	2B + 4H - 1800
ACVG3*	2B + 4H - 1800
ACMX01612	1



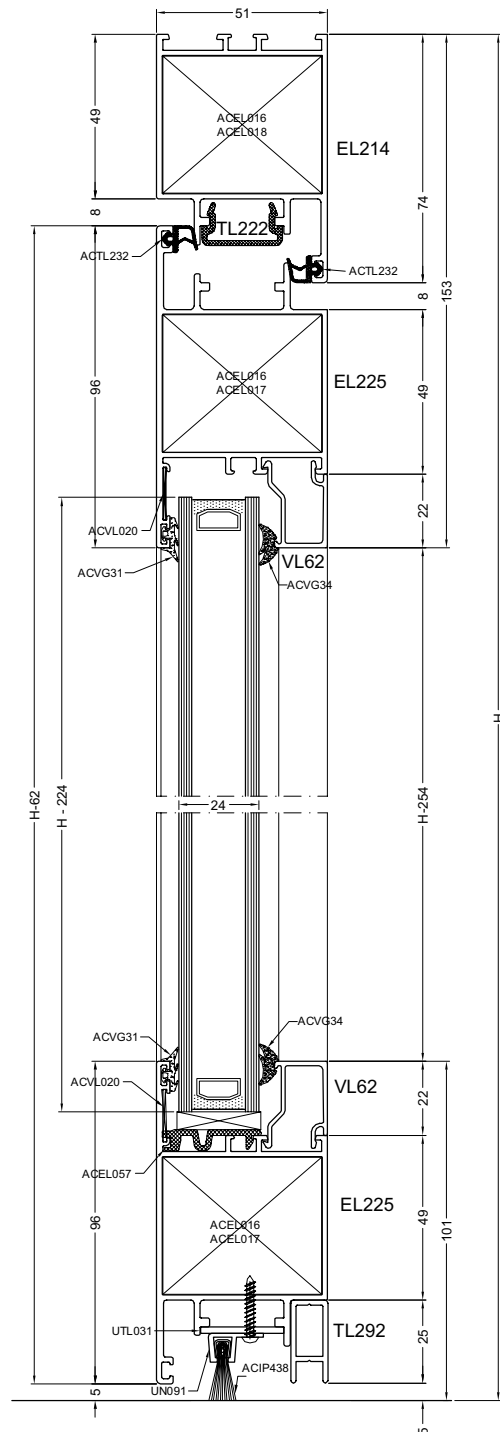
GLASMATEN
DIMENSIONS DES VITRAGES 2X
GLASMASSE
GLASS SIZES

b1 - 202
b2 - 202
h1 - 107
h2 - 153



DUBBELE NAAR BUITEN DRAAIENDE DEUR MET EL214 EN EL225
DOUBLE PORTE OUVRANT VERS L'EXTERIEUR AVEC EL214 ET EL225
DOPPELT TUR NACH AUSSEN OFFNEND MIT EL214 UND EL225
DOUBLE DOOR OUTSIDE OPENING WITH EL214 AND EL225

ZAAGTABELLEN - TABLES DE SCIAGES - ZUSCHNITT-TABELLEN - SAWING TABLES



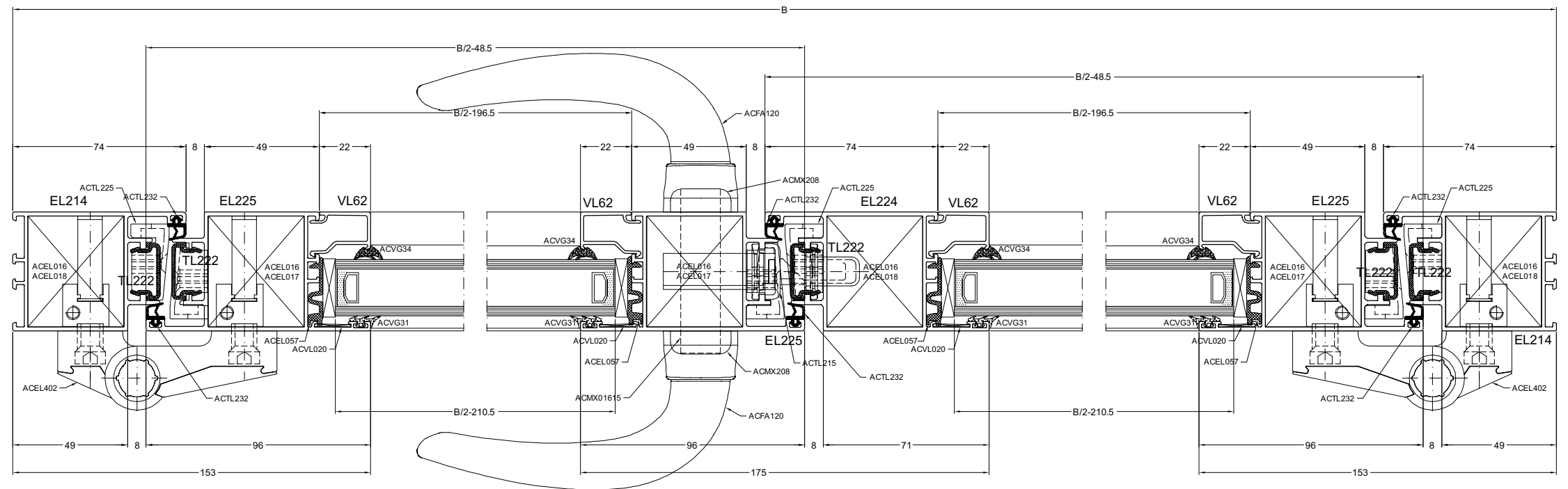
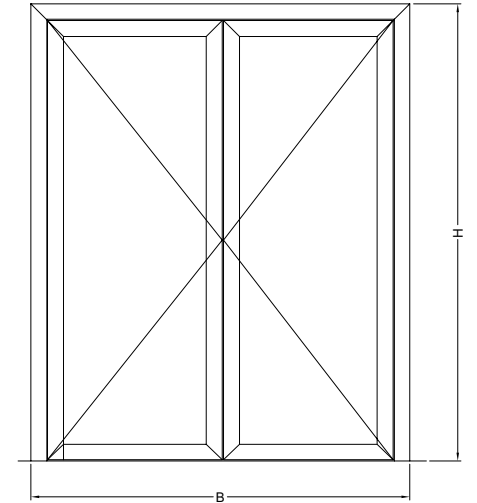
PROFIELEN PROFILES PROFILE PROFILS

EL214		1		B
EL214		1		H
EL214		1		H
EL225		4		B/2 - 48.5
EL225		3		H - 62
EL224		1		H - 62
VL62		4		B/2 - 196.5
VL62		4		H - 254
UTL031		2		B/2 - 82.5
UN091		2		B/2 - 82.5
TL292		1		B/2 - 98.5
TL292		1		B/2 - 73.5
TL222		2		H - 63
TL222		1		B - 114
TL222		3		H - 96

GLASMATEN DIMENSIONS DES VITRAGES GLASSMASSE GLASS SIZES
B/2 - 210.5
H - 224

TOEBEHOREN ACCESSOIRES ZUBEHOERTEILE ACCESSORIES

ACEL016/018		2
ACEL016/017		8
ACVL020		8
ACEL057		8
ACTL232	2B + 6H - 600	
ACVG31	2B + 4H - 1700	
ACVG3*	2B + 2H - 1700	
ACFA120		2
ACIP438	2 x B/2 - 82.5	
ACELO402	4 of/ou/oder/or 6	
ACTL215		1
ACMX01615	35/35	1
ACMX208		2
ACFA121		1/5
ACMX109		1
ACSG070		2
ACVL432		2
ACVL434		1
ACIP427		1
ACTL213		1
ACTL214		2
ACTL224		2
ACTL225		3



ENKEL SCHUIFRAAM
FENETRE COULISSANTE
SCHIEBEFENSTER 1 FLUGEL
SINGLE SLIDING WINDOW

ZAAGTABELLEN - TABLES DE SCIAGES - ZUSCHNITT-TABELLEN - SAWING TABLES

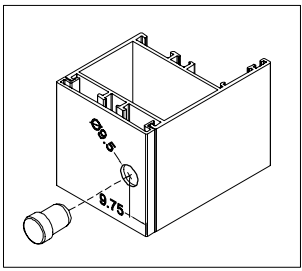
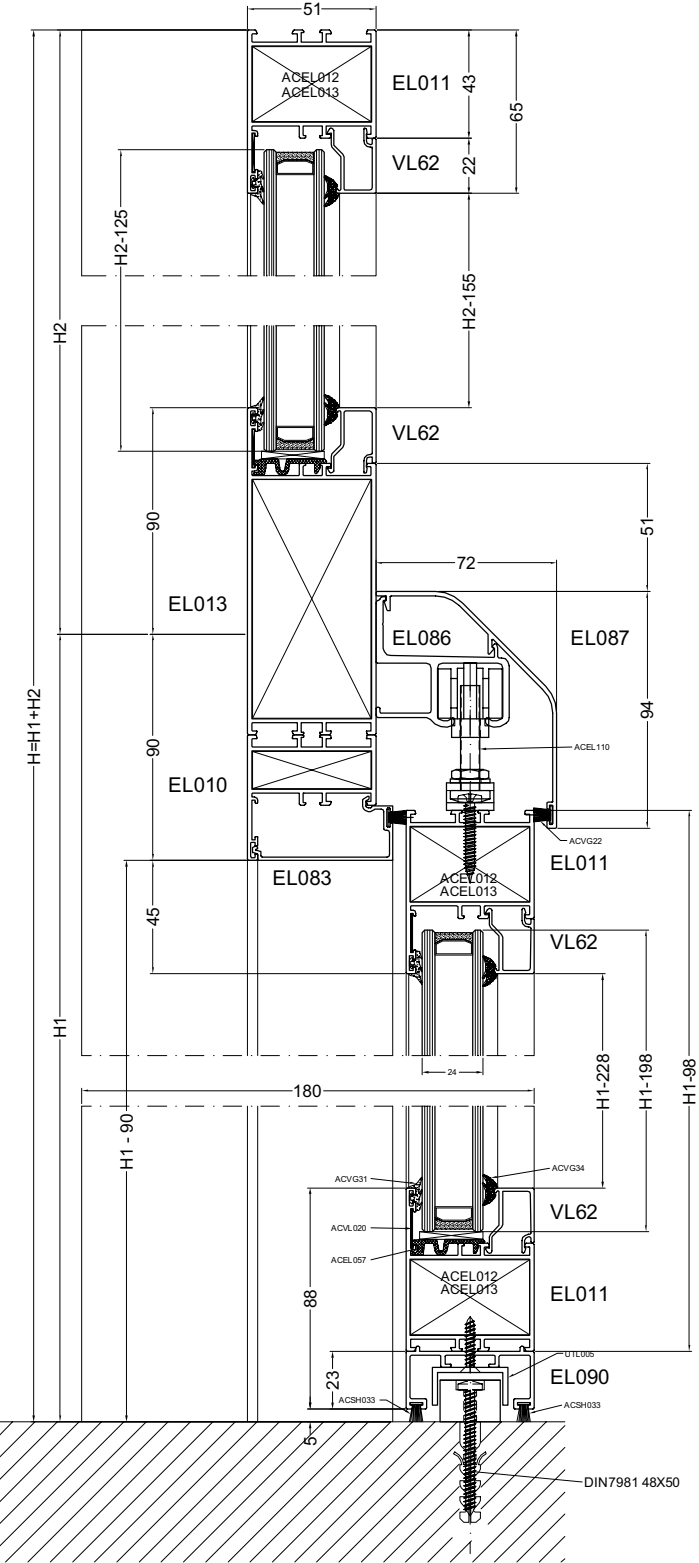
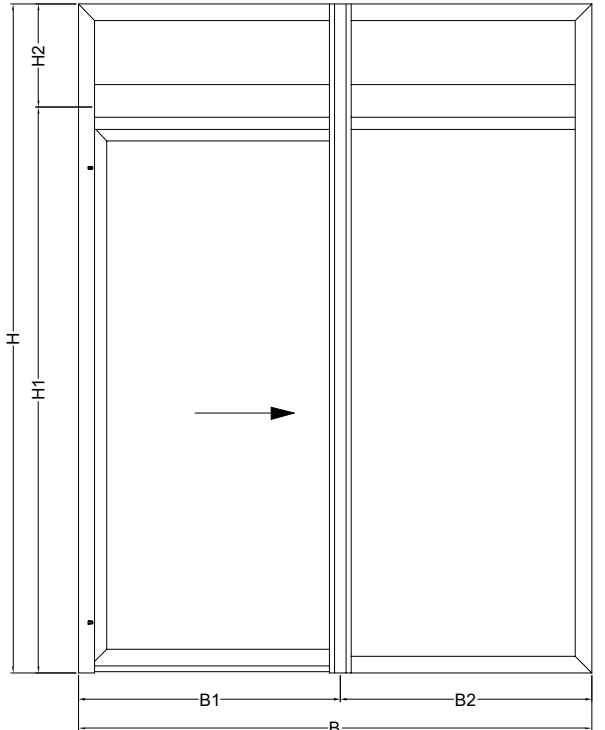
PROFIELEN PROFILES PROFILE PROFILS

EL011	[Symbol]	1	[Symbol]	H
EL011	[Symbol]	1	[Symbol]	H
EL011	[Symbol]	1	[Symbol]	B1 - 21.5
EL011	[Symbol]	2	[Symbol]	B2 - 21.5
EL011	[Symbol]	2	[Symbol]	H1 - 98
EL011	[Symbol]	2	[Symbol]	B1 - 26.5
EL013	[Symbol]	1	[Symbol]	B1 - 64.5
EL013	[Symbol]	1	[Symbol]	B2 - 64.5
EL010	[Symbol]	1	[Symbol]	B1 - 64.5
EL010	[Symbol]	1	[Symbol]	B2 - 64.5
EL083	[Symbol]	1	[Symbol]	B1 - 108.5
EL083	[Symbol]	2	[Symbol]	H1 - 90
EL035	[Symbol]	1	[Symbol]	H
EL891	[Symbol]	2	[Symbol]	H1 - 98
EL090	[Symbol]	1	[Symbol]	B1 - 26.5
EL086	[Symbol]	1	[Symbol]	B1
EL087	[Symbol]	1	[Symbol]	B1
UTL005	[Symbol]	1	[Symbol]	B1 - 26.5
VL62	[Symbol]	2	[Symbol]	B1 - 64.5
VL62	[Symbol]	3	[Symbol]	B2 - 64.5
VL62	[Symbol]	4	[Symbol]	H2 - 155
VL62	[Symbol]	2	[Symbol]	H1 - 155
VL62	[Symbol]	2	[Symbol]	B1 - 112.5
VL62	[Symbol]	2	[Symbol]	H1 - 228

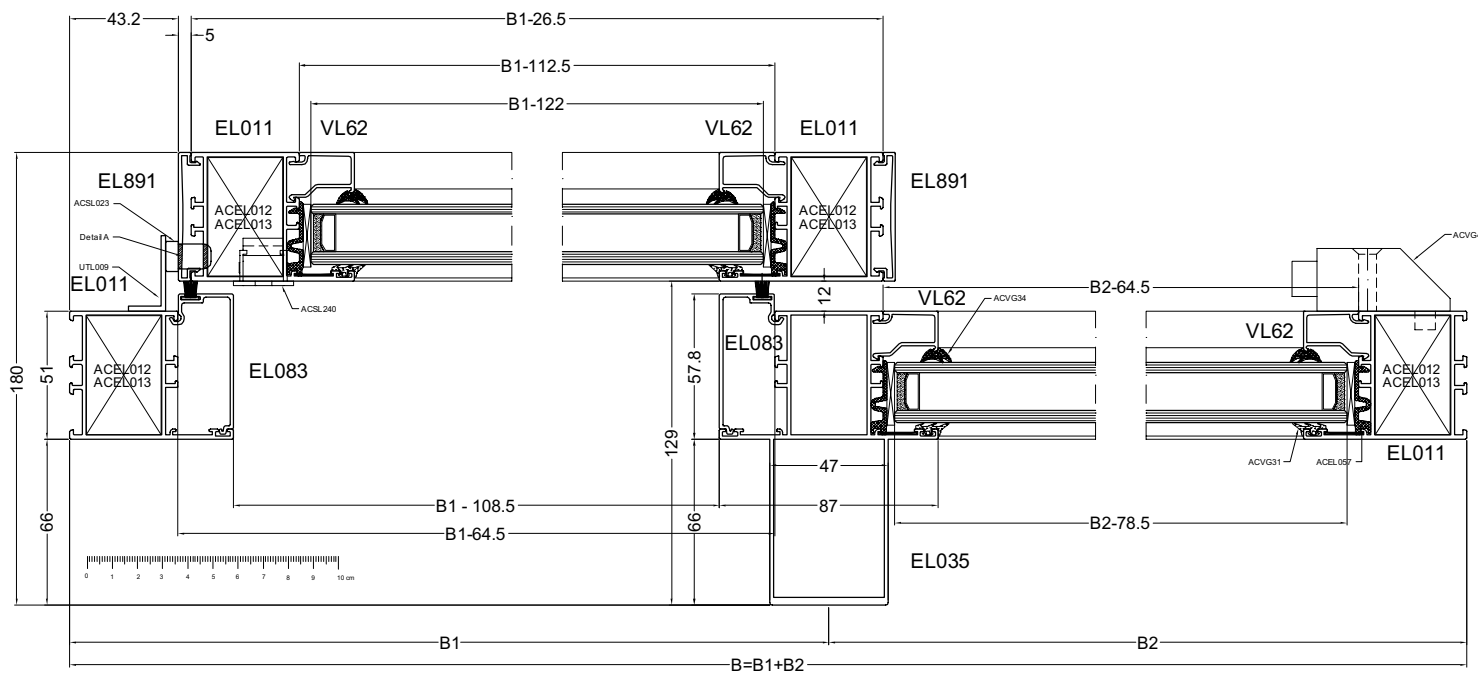
TOEBEHOREN ACCESSOIRES
ZUBEHÖRTEILE ACCESSORIES

ACEL012/013	7
ACVL020	7
ACVL029	11
ACEL057	24
ACVG48	1
ACVG22	4B1 + 2H1 - 140
ACSH033	2B1 - 26
ACVG31	4B1+4B2+4H1+4H2-2200
ACVG3*	4B1+4B2+4H1+4H2-2200
ACEL110	1
ACEL111	2
ACEL112	1
ACSL240	1
ACSL023	2

GLASMATEN DIMENSIONS DES VITRAGES GLASMASSE GLASS SIZES	1X	B1 - 75 H2 - 125
	1X	B2 - 78.5 H2 - 125
	1X	B1 - 122 H1 - 198
	1X	B2 - 78.5 H1 - 120



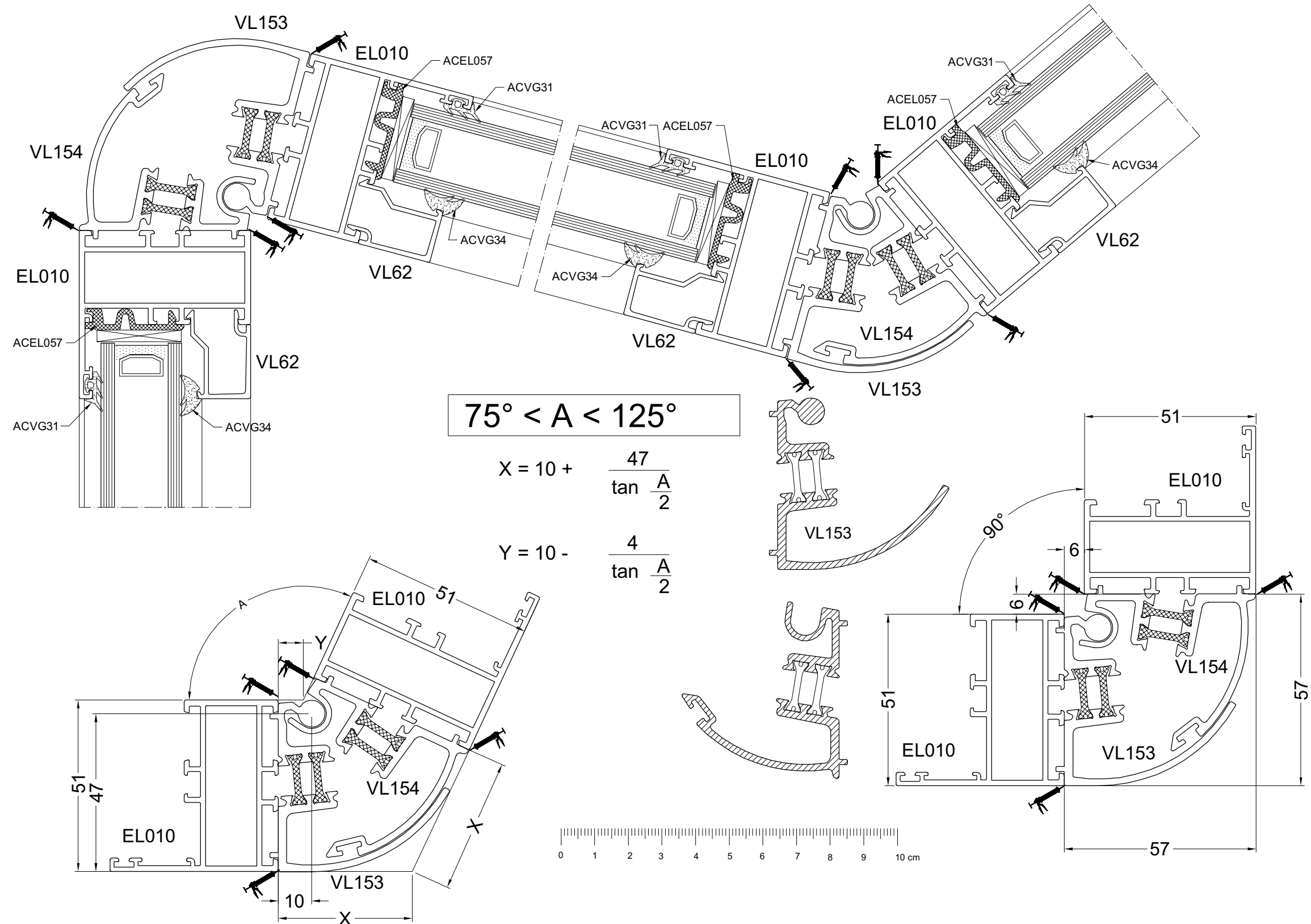
DETAIL A



schuifdeur_2

VARIABLE HOEKPROFIEL 75° TOT 125°
POTEAU D'ANGLE VARIABLE DE 75° A 125°
ECKPROFIL VARIABLE 75° BIS 125°
CORNER PROFILES BETWEEN 75° AND 125°

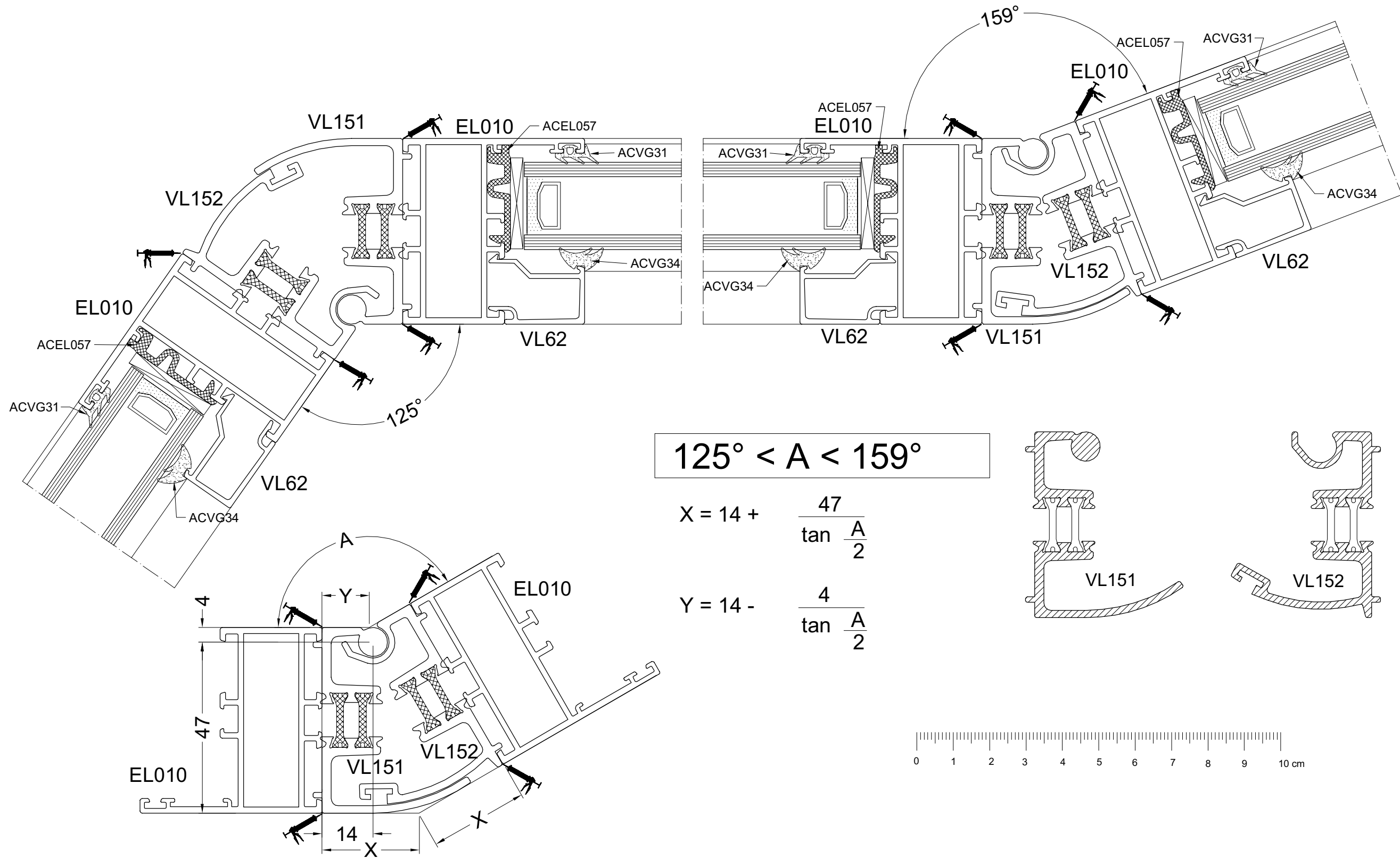
WERKTEKENINGEN - DESSINS DE CONSTRUCTION - KONSTRUKTIONZEICHNUNGEN - CONSTRUCTION DRAWINGS



werkt01

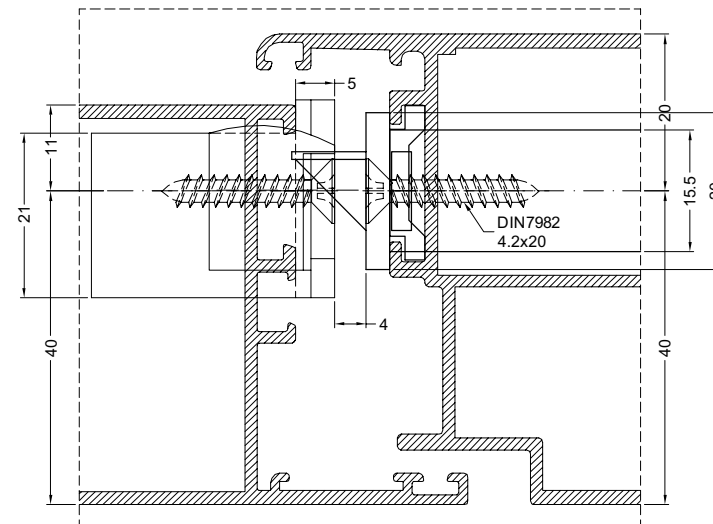
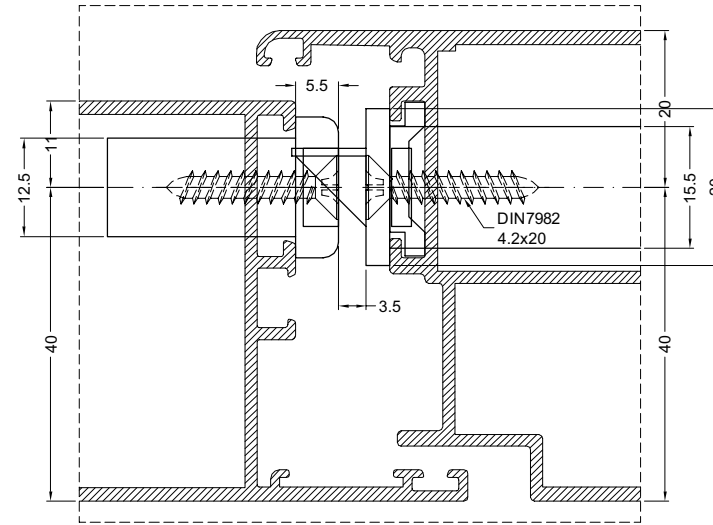
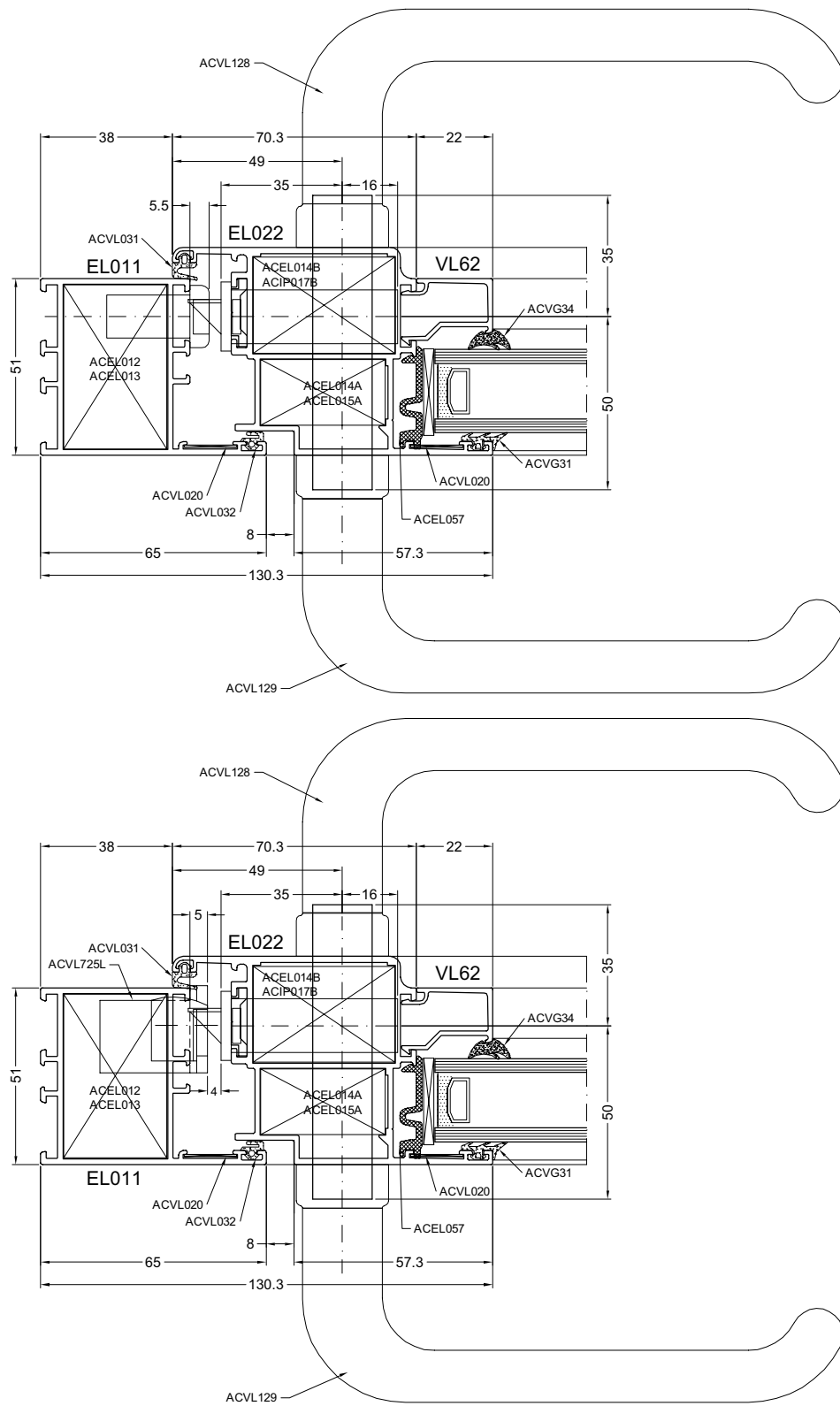
VARIABLE HOEKPROFIEL 125° TOT 159°
POTEAU D'ANGLE VARIABLE DE 125° A 159°
ECKPROFIL VARIABLE 125° BIS 159°
CORNER PROFILES BETWEEN 125° AND 159°

WERKTEKENINGEN - DESSINS DE CONSTRUCTION - KONSTRUKTIONZEICHNUNGEN - CONSTRUCTION DRAWINGS



MONTAGE SLOT IN EL011-EL022
MONTAGE SERRURE DANS EL011-EL022
MONTAGE SCHLOSSER IN EL011-EL022
MONTAGE LOCK IN EL011-EL022

WERKTEKENINGEN - DESSINS DE CONSTRUCTION - KONSTRUKTIONZEICHNUNGEN - CONSTRUCTION DRAWINGS



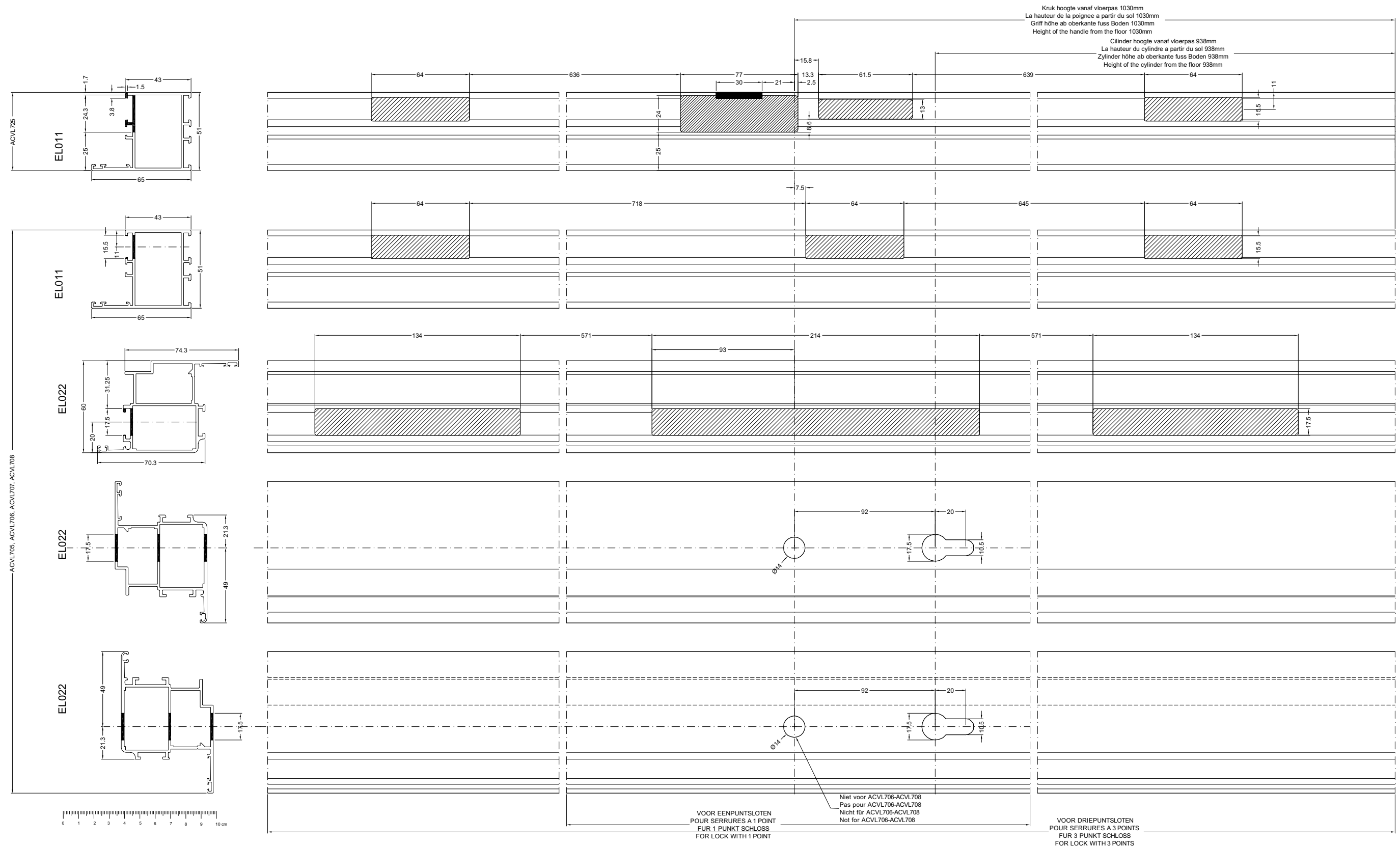
TOEPASSING		
APPLICATION	ACVL705	
ANWENDUNG	ACVL707	
APPLICATION		

DEUR PORTE TUR DOOR	Penslot Serrure à pène Schloss mit Falle Lock with pen		Rolslot Serrure à rouleau Schloss mit rolle Lock with roll	
	1-punt 1-point 1-Punkt 1-Point	3-punt 3-points 3-Punkt 3-Points	1-punt 1-point 1-Punkt 1-Point	3-punt 3-points 3-Punkt 3-Points
Binnendraaiend Ouvrant vers l'intérieur Innen öffnend Inside opening	ACVL705	ACVL707	ACVL706	ACVL708
Elektrische slotplaat Electrique gache Elektrische schliess platte Electric lock plate	ACVL725	ACVL725		

Cilinder Cylindre Zylinder Cylinder	Cilinder 1/2 Cylindre 1/2 Zylinder 1/2 Cylinder 1/2
ACMX01618	ACMX01602

UITSPARING BINNENDRAAIENDE DEUREN (EL011-EL022) VOOR SLOT ACVL705 - ACVL706 - ACVL707 - ACVL708
 ENTAILLE PORTES OUVRANT VERS L'INTERIEUR (EL011-EL022) POUR SERRURE ACVL705 - ACVL706 - ACVL707 - ACVL708
 EINBAU TUREN NACH INNEN OFFNEND (EL011-EL022) FÜR SCHLOSSER ACVL705 - ACVL706 - ACVL707 - ACVL708
 EMBEDDING INSIDE OPENING DOORS (EL011-EL022) FOR LOCK ACVL705 - ACVL706 - ACVL707 - ACVL708

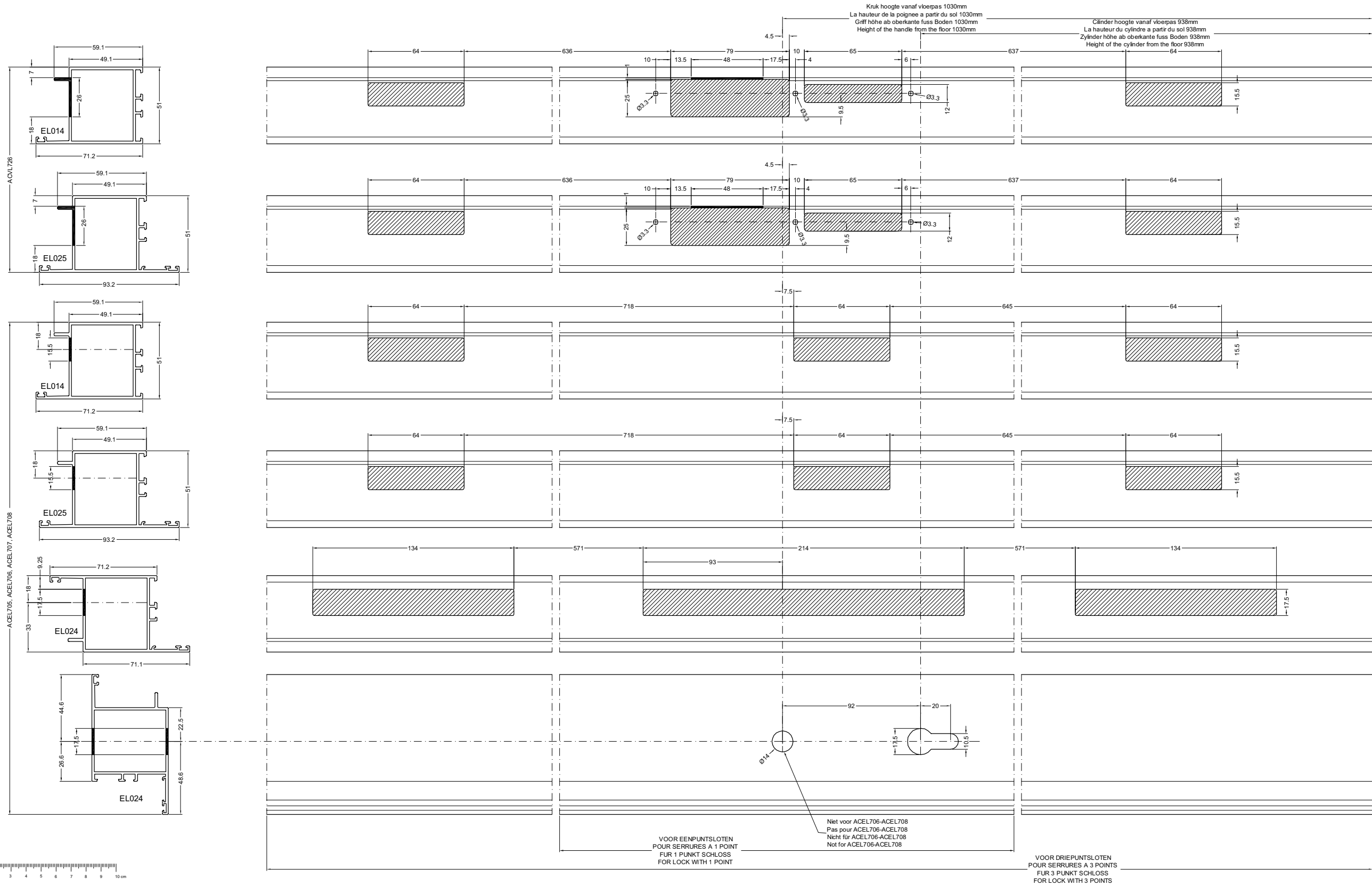
WERKTEKENINGEN - DESSINS DE CONSTRUCTION - KONSTRUKTIONZEICHNUNGEN - CONSTRUCTION DRAWINGS



elslot2


UITSPARING BINNENDRAAIENDE DEUREN (EL024-EL014 EN EL024-EL025) VOOR SLOT ACEL705 - ACEL706 - ACEL707 - ACEL708
 ENTAILLE PORTES OUVRANT VERS L'INTERIEUR (EL024-EL014 ET EL024-EL025) POUR SERRURE ACEL705 - ACEL706 - ACEL707 - ACEL708
 EINBAU TUREN NACH INNEN OFFNEND (EL024-EL014 UND EL024-EL025) FÜR SCHLOSSER ACEL705 - ACEL706 - ACEL707 - ACEL708
 EMBEDDING INSIDE OPENING DOORS (EL024-EL014 AND EL024-EL025) FOR LOCK ACEL705 - ACEL706 - ACEL707 - ACEL708

WERKTEKENINGEN - DESSINS DE CONSTRUCTION - KONSTRUKTIONZEICHNUNGEN - CONSTRUCTION DRAWINGS



UITSPARING BINNENDRAAIENDE DEUREN (EL024-EL056 MET TUSSENREGEL) VOOR SLOT ACEL715 - ACEL716 - ACEL717 - ACEL718
 ENTAILLE PORTES OUVRANT VERS L'INTERIEUR (EL024-EL056 AVEC TRAVERS) POUR SERRURE ACEL715 - ACEL716 - ACEL717 - ACEL718
 EINBAU TUREN NACH INNEN OFFNEND (EL024-EL056 MIT SPROSSENPROFIL) FÜR SCHLOSSER ACEL715 - ACEL716 - ACEL717 - ACEL718
 EMBEDDING INSIDE OPENING DOORS (EL024-EL056 WITH TRAMSON) FOR LOCK ACEL715 - ACEL716 - ACEL717 - ACEL718

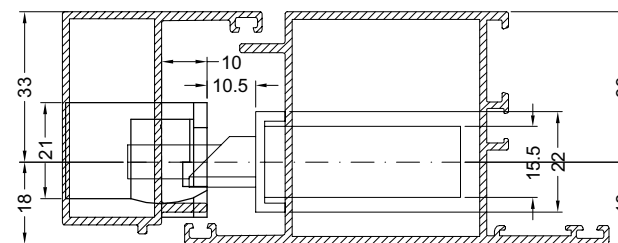
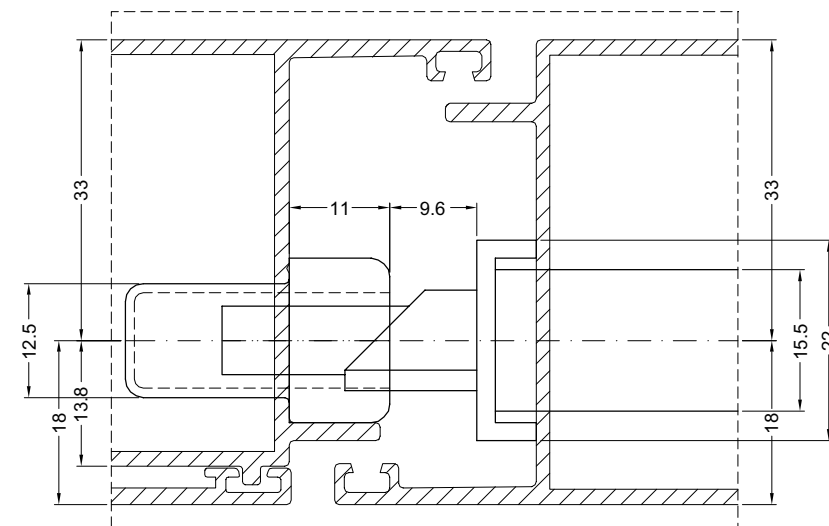
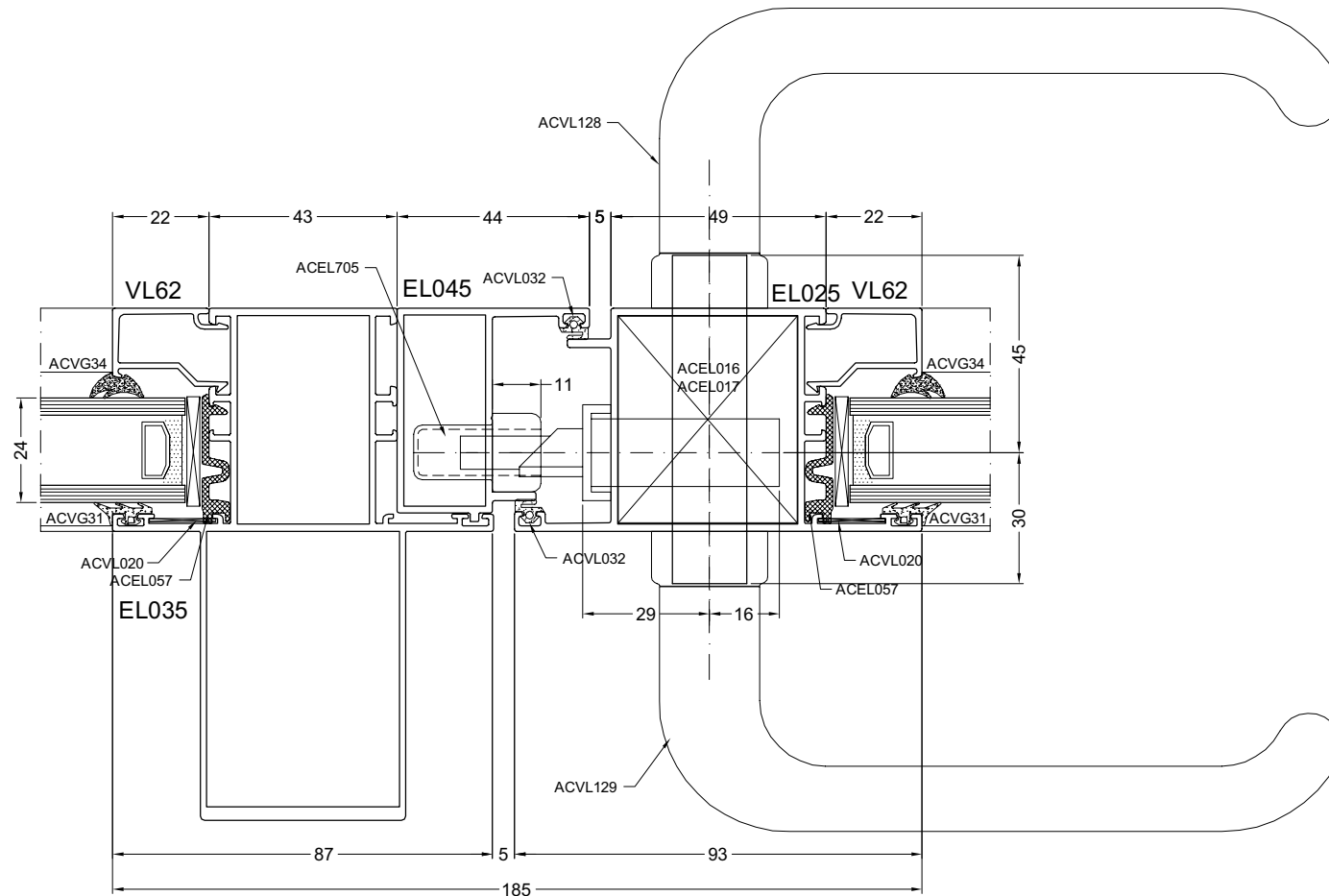
WERKTEKENINGEN - DESSINS DE CONSTRUCTION - KONSTRUKTIONZEICHNUNGEN - CONSTRUCTION DRAWINGS



elslot9

MONTAGE SLOT IN EL025-EL045 MET TUSSENREGEL
MONTAGE SERRURE DANS EL025-EL045 AVEC TRAVERS
MONTAGE SCHLOSSER IN EL025-EL045 MIT SPROSSENPROFIL
MONTAGE LOCK IN EL025-EL045 WITH TRAMSON

WERKTEKENINGEN - DESSINS DE CONSTRUCTION - KONSTRUKTIONZEICHNUNGEN - CONSTRUCTION DRAWINGS



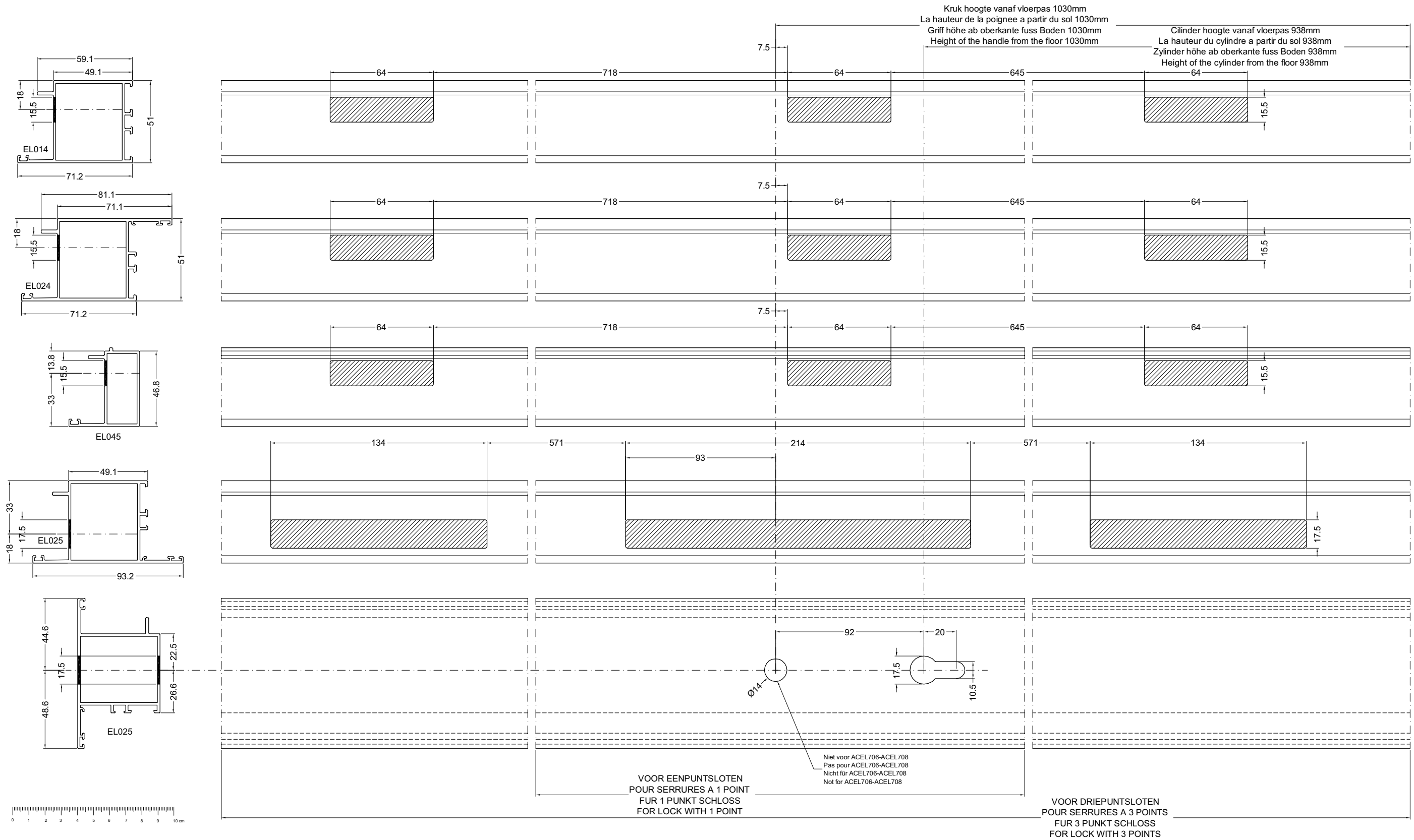
TOEPASSING	ACEL705 ACEL707	
APPLICATION		
ANWENDUNG		
APPLICATION		

DEUR PORTE TUR DOOR	Penslot Serrure à pène Schloss mit Falle Lock with pen		Rolslot Serrure à rouleau Schloss mit rolle Lock with roll	
	1-punt 1-point 1-Punkt 1-Point	3-punt 3-points 3-Punkt 3-Points	1-punt 1-point 1-Punkt 1-Point	3-punt 3-points 3-Punkt 3-Points
Buitendraaiend Ouvrant vers l'extérieur Aussen öffnend Outside opening	ACEL705	ACEL707	ACEL706	ACEL708
Elektrische slotplaat Electrique gache Elektrische schliess platte Electric lock plate	ACVL726	ACVL726		

Cilinder Cylindre Zylinder Cylinder	Cilinder 1/2 Cylindre 1/2 Zylinder 1/2 Cylinder 1/2
ACMX01612	ACMX01604

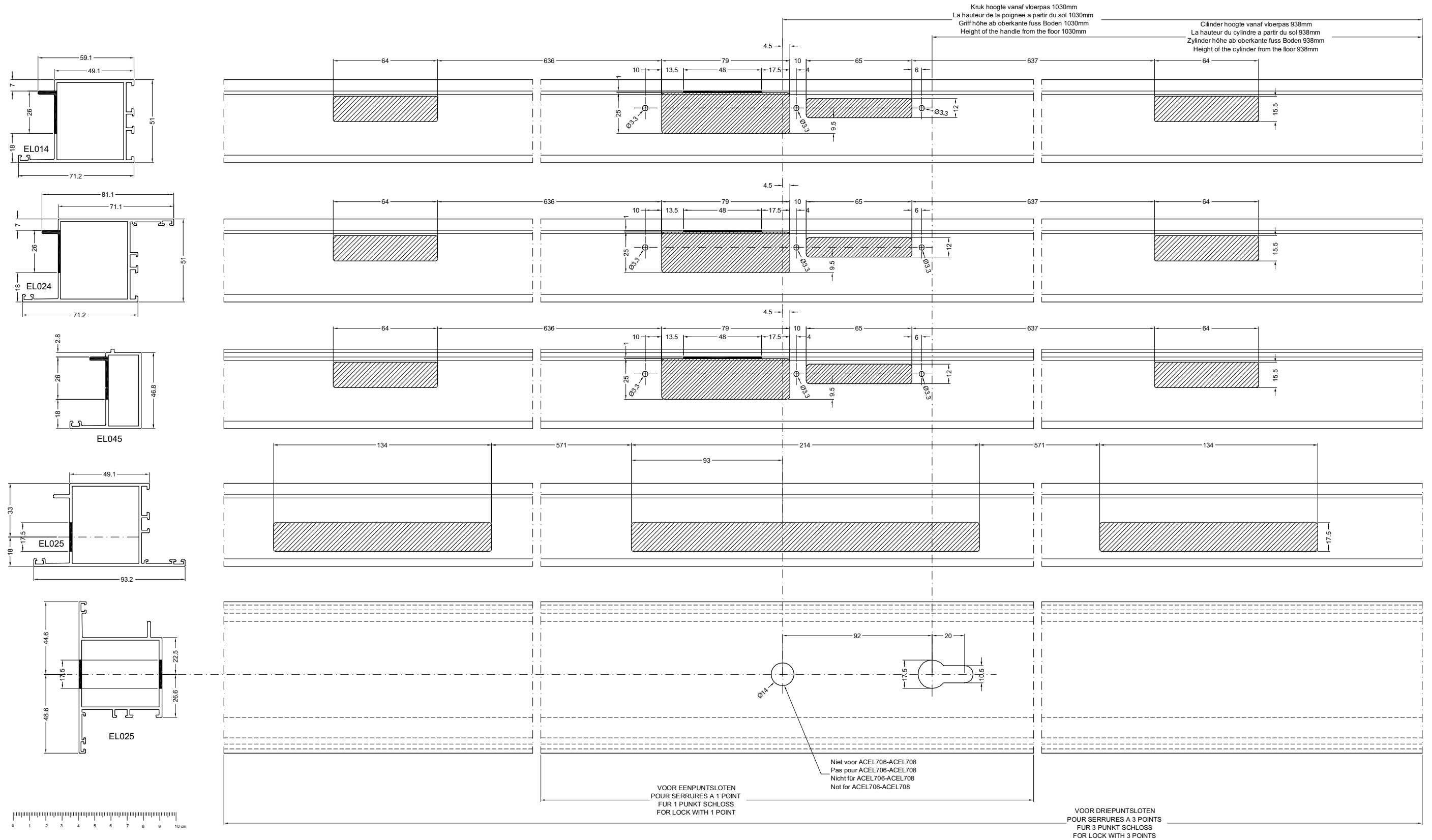
UITSPARING BUITENDRAAIENDE DEUREN (EL025-EL014 EN EL025-EL024 EN EL025-EL045) VOOR SLOT ACEL705 - ACEL706 - ACEL707 - ACEL708
 ENTAILLE PORTES OUVRANT VERS L'EXTERIEUR (EL025-EL014 ET EL025-EL024 ET EL025-EL045) POUR SERRURE ACEL705 - ACEL706 - ACEL707 - ACEL708
 EINBAU TUREN NACH AUSSEN OFFNEND (EL025-EL014 UND EL025-EL045) FUR SCHLOSSER ACEL705 - ACEL706 - ACEL707 - ACEL708
 EMBEDDING OUTSIDE OPENING DOORS (EL025 - EL014 AND EL025 - EL024 AND EL025 - EL045) FOR LOCK ACEL705 - ACEL706 - ACEL707 - ACEL708

WERKTEKENINGEN - DESSINS DE CONSTRUCTION - KONSTRUKTIONZEICHNUNGEN - CONSTRUCTION DRAWINGS



UITSPARING BUITENDRAAIENDE DEUREN VOOR SLOT ACEL705 - ACEL706 - ACEL707 - ACEL708 EN SLOTPLAAT ACVL726
 ENTAILLE PORTES OUVRANT VERS L'EXTERIEUR POUR SERRURE ACEL705 - ACEL706 - ACEL707 - ACEL708 ET GACHE ACVL726
 EINBAU TUREN NACH AUSSEN OFFNEND FÜR SCHLOSSER ACEL705 - ACEL706 - ACEL707 - ACEL708 UND SCHLIESS PLATTE ACVL726
 EMBEDDING OUTSIDE OPENING DOORS FOR LOCK ACEL705 - ACEL706 - ACEL707 - ACEL708 AND LOCK PLATE ACVL726

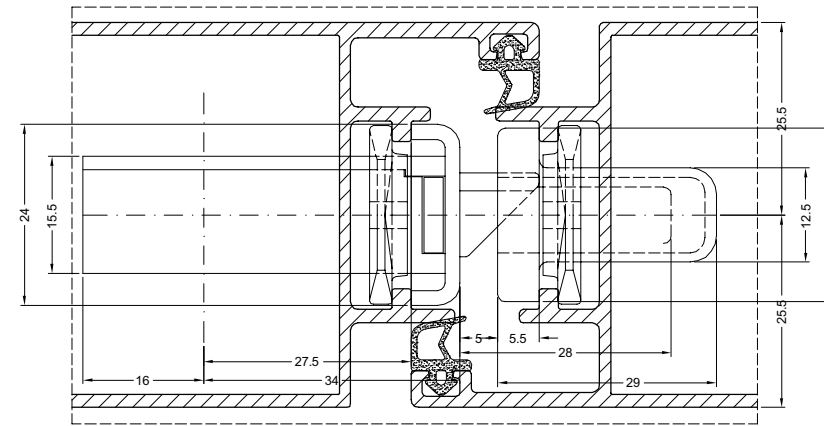
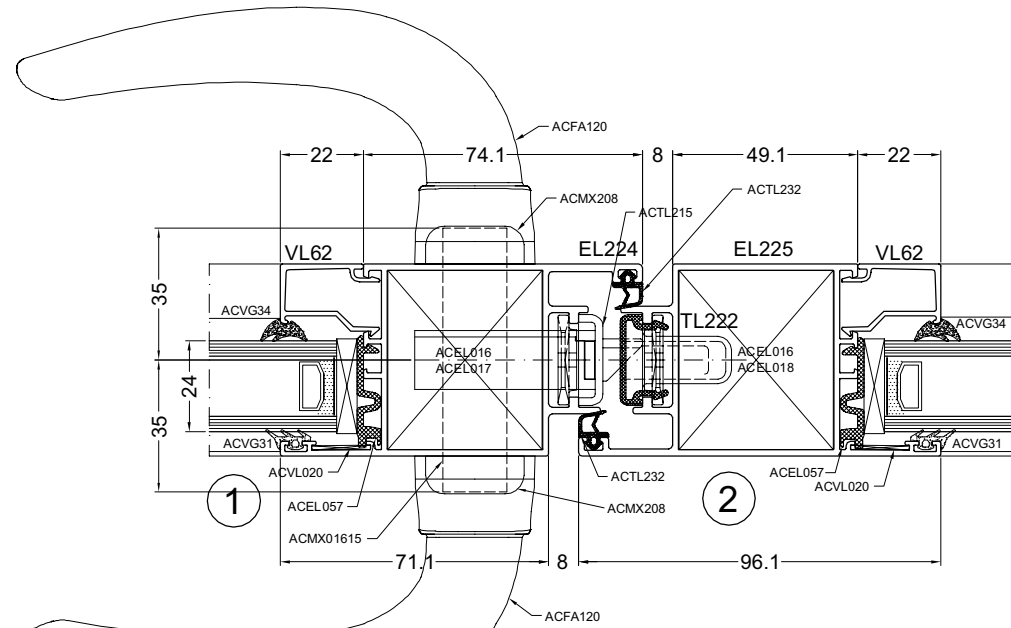
WERKTEKENINGEN - DESSINS DE CONSTRUCTION - KONSTRUKTIONZEICHNUNGEN - CONSTRUCTION DRAWINGS



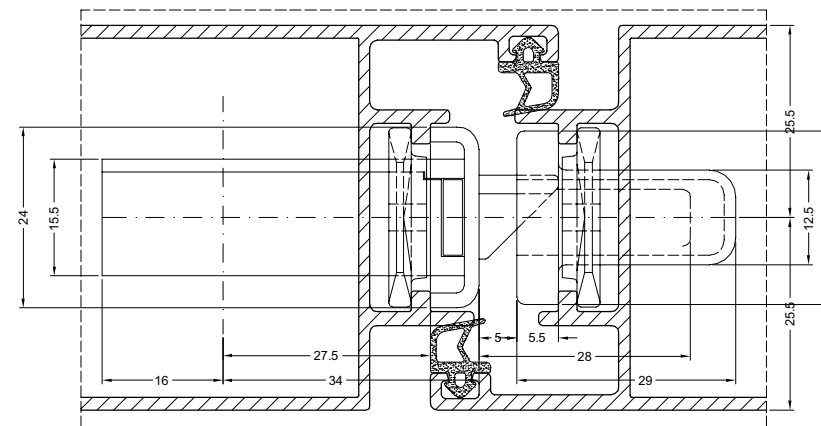
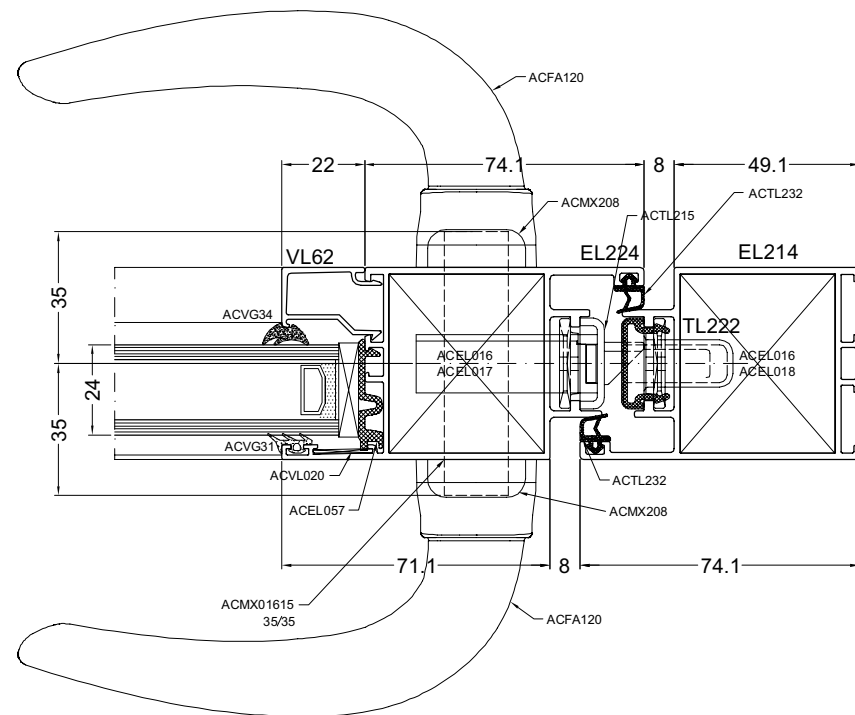
elslot10

MONTAGE SLOT IN EL214 - EL224 EN EL224 - EL225
 MONTAGE SERRURE DANS EL214 - EL224 ET EL224 - EL225
 MONTAGE SCHLOSSER IN EL214 - EL224 UND EL224 - EL225
 MONTAGE LOCK IN EL214 - EL224 AND EL224 - EL225

WERKTEKENINGEN - DESSINS DE CONSTRUCTION - KONSTRUKTIONZEICHNUNGEN - CONSTRUCTION DRAWINGS



TOEPASSING		
APPLICATION	ACTL215 ACTL217	
ANWENDUNG		
APPLICATION		



DEUR PORTE TUR DOOR	Penslot Serrure à pêne Schloss mit Falle Lock with pen		Rolslot Serrure à rouleau Schloss mit rolle Lock with roll	
	1-punt 1-point 1-Punkt 1-Point	3-punt 3-points 3-Punkt 3-Points	1-punt 1-point 1-Punkt 1-Point	3-punt 3-points 3-Punkt 3-Points
Binnendraaiend Ouvrant vers l'intérieur Innen öffnend Inside opening	ACTL217	ACTL215	ACTL218	ACTL216

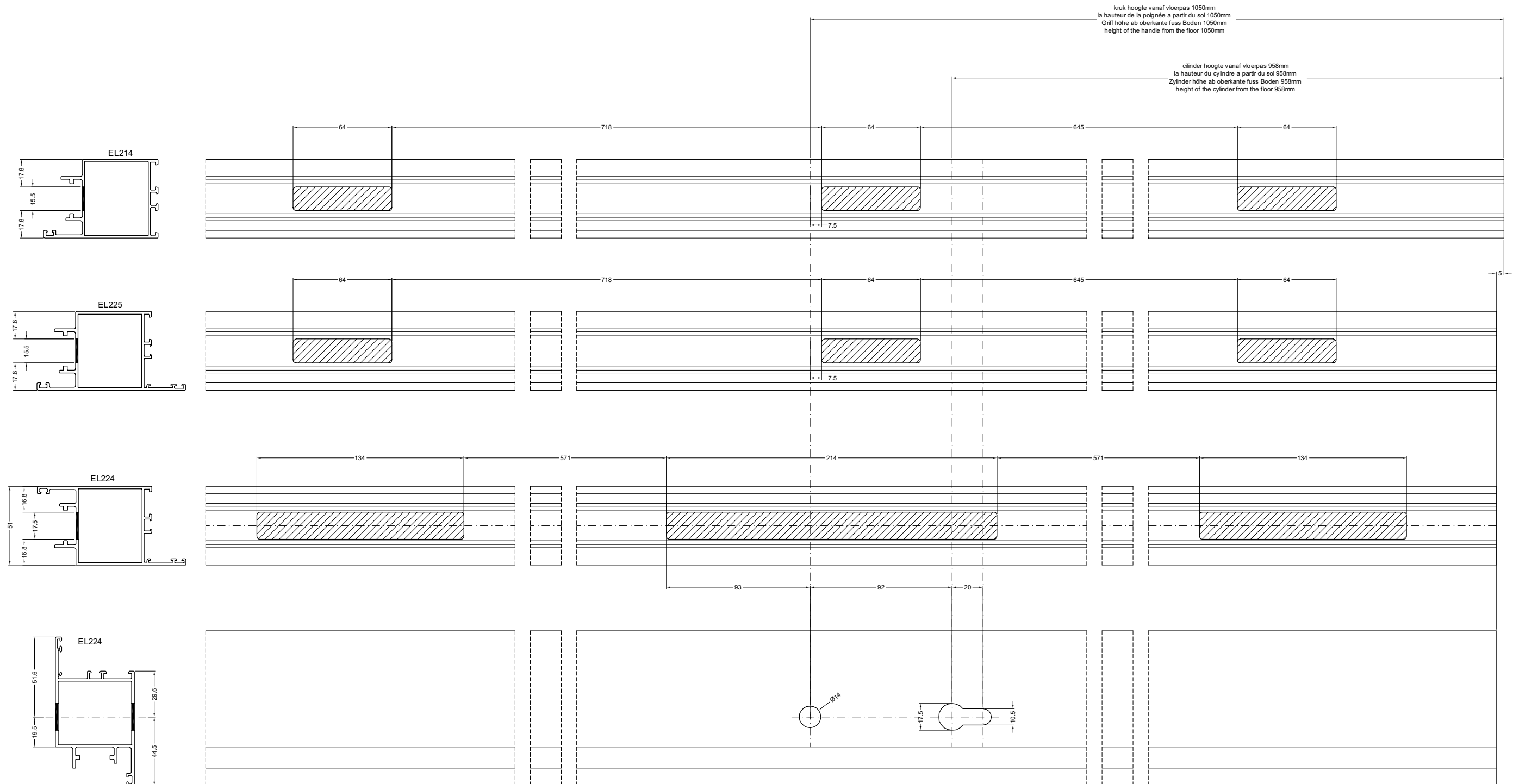
Cilinderplaatje Cache cylindre Zylinder-rosette Cover for cylinder	Cilinder Cylindre Zylinder Cylinder	Cilinder 1/2 Cylindre 1/2 Zylinder 1/2 Cylinder 1/2
ACMX208 2x	ACMX01615	ACMX01602



slotdeur

UITSPARING BINNENDRAAIENDE DEUREN (EL224-EL214 EN EL224-EL225) VOOR SLOT ACTL215 - ACTL216 - ACTL217 - ACTL218
 ENTAILLE PORTES OUVRANT VERS L'INTERIEUR (EL224-EL214 ET EL224-EL225) POUR SERRURE ACTL215 - ACTL216 - ACTL217 - ACTL218
 EINBAU TUREN NACH INNEN OFFNEND (EL224-EL214 UND EL224-EL225) FÜR SCHLOSSER ACTL215 - ACTL216 - ACTL217 - ACTL218
 EMBEDDING INSIDE OPENING DOORS (EL224-EL214 AND EL224-EL225) FOR LOCK ACTL215 - ACTL216 - ACTL217 - ACTL218

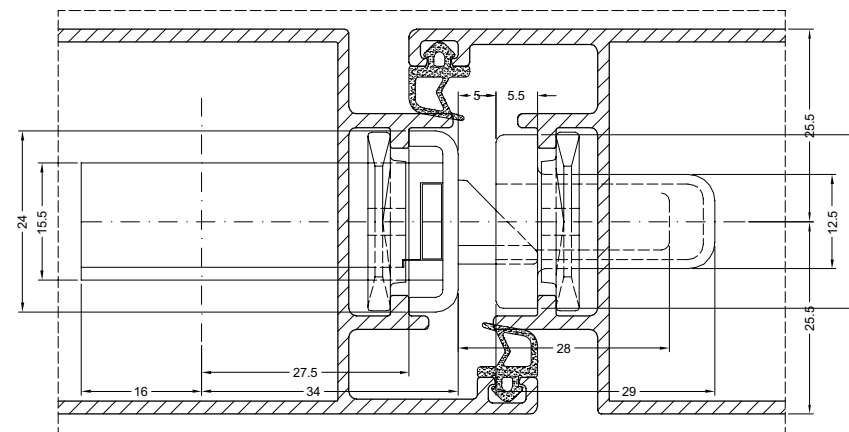
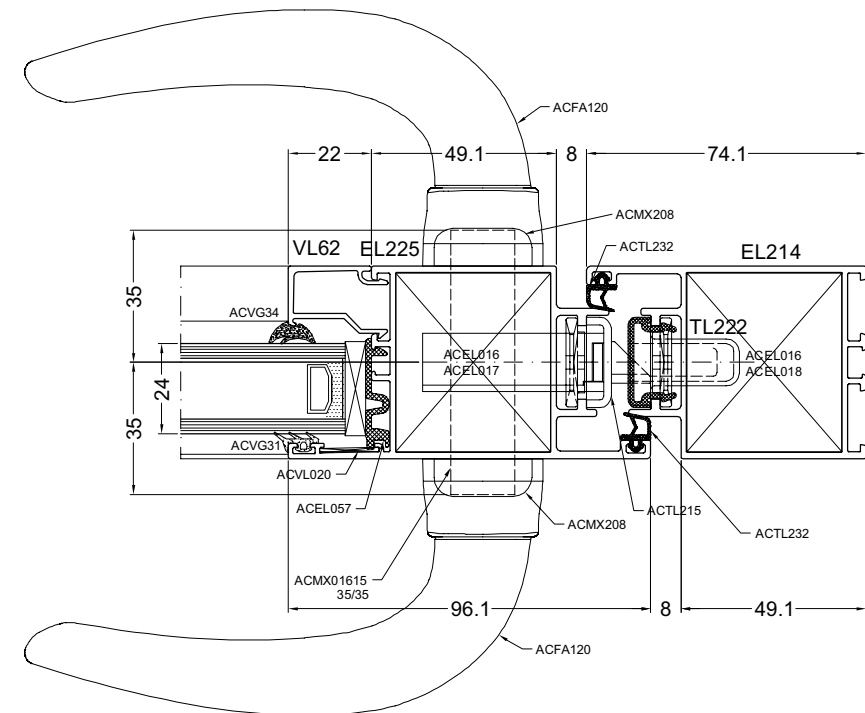
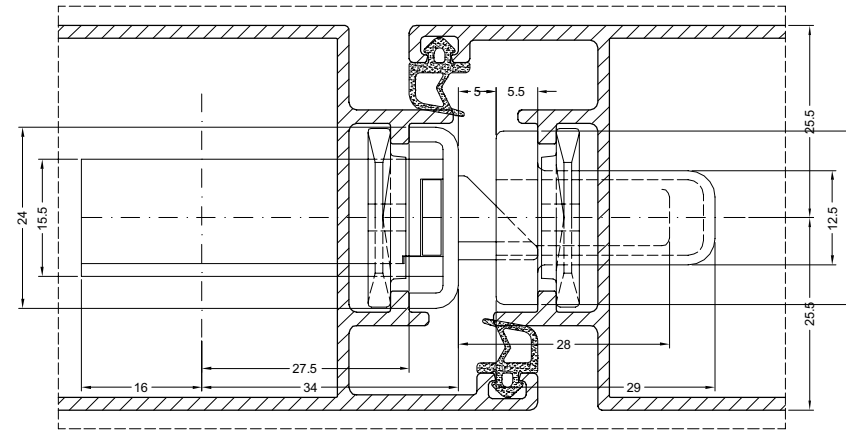
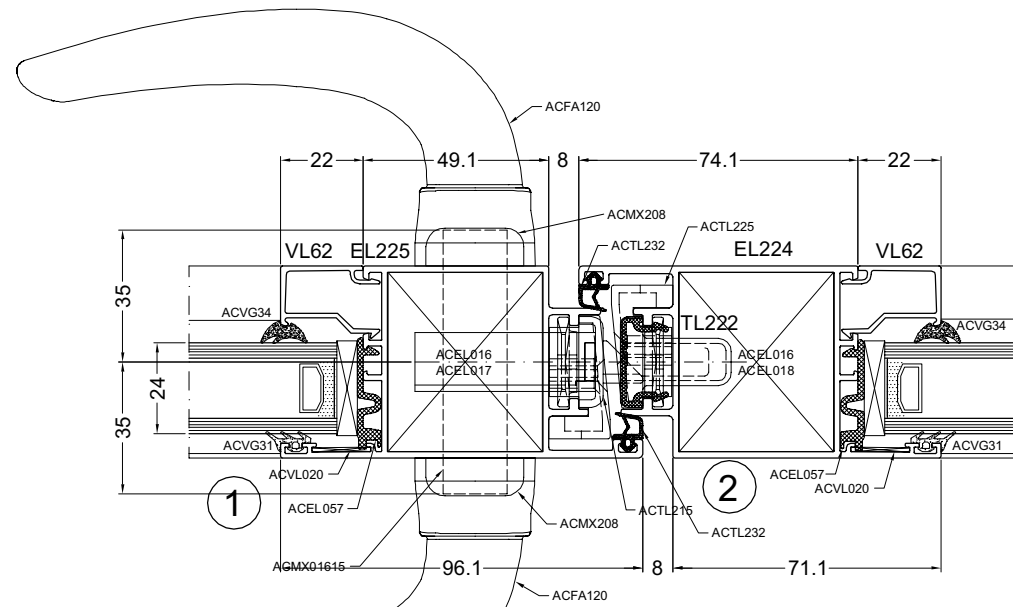
WERKTEKENINGEN - DESSINS DE CONSTRUCTION - KONSTRUKTIONZEICHNUNGEN - CONSTRUCTION DRAWINGS



slotuitsparing1

MONTAGE SLOT IN EL214 - EL225 EN EL224 - EL225
 MONTAGE SERRURE DANS EL214 - EL225 ET EL224 - EL225
 MONTAGE SCHLOSSER IN EL214 - EL225 UND EL224 - EL225
 MONTAGE LOCK IN EL214 - EL225 AND EL224 - EL225

WERKTEKENINGEN - DESSINS DE CONSTRUCTION - KONSTRUKTIONZEICHNUNGEN - CONSTRUCTION DRAWINGS



TOEPASSING	ACTL215 ACTL217	
APPLICATION		
ANWENDUNG		
APPLICATION		

DEUR PORTE TUR DOOR	Penslot Serrure à pène Schloss mit Falle Lock with pen		Rolslot Serrure à rouleau Schloss mit rolle Lock with roll	
	1-punt 1-point 1-Punkt 1-Point	3-punt 3-points 3-Punkt 3-Points	1-punt 1-point 1-Punkt 1-Point	3-punt 3-points 3-Punkt 3-Points
Binnendraaiend Ouvrant vers l'intérieur Innen öffnend Inside opening	ACTL217	ACTL215	ACTL218	ACTL216

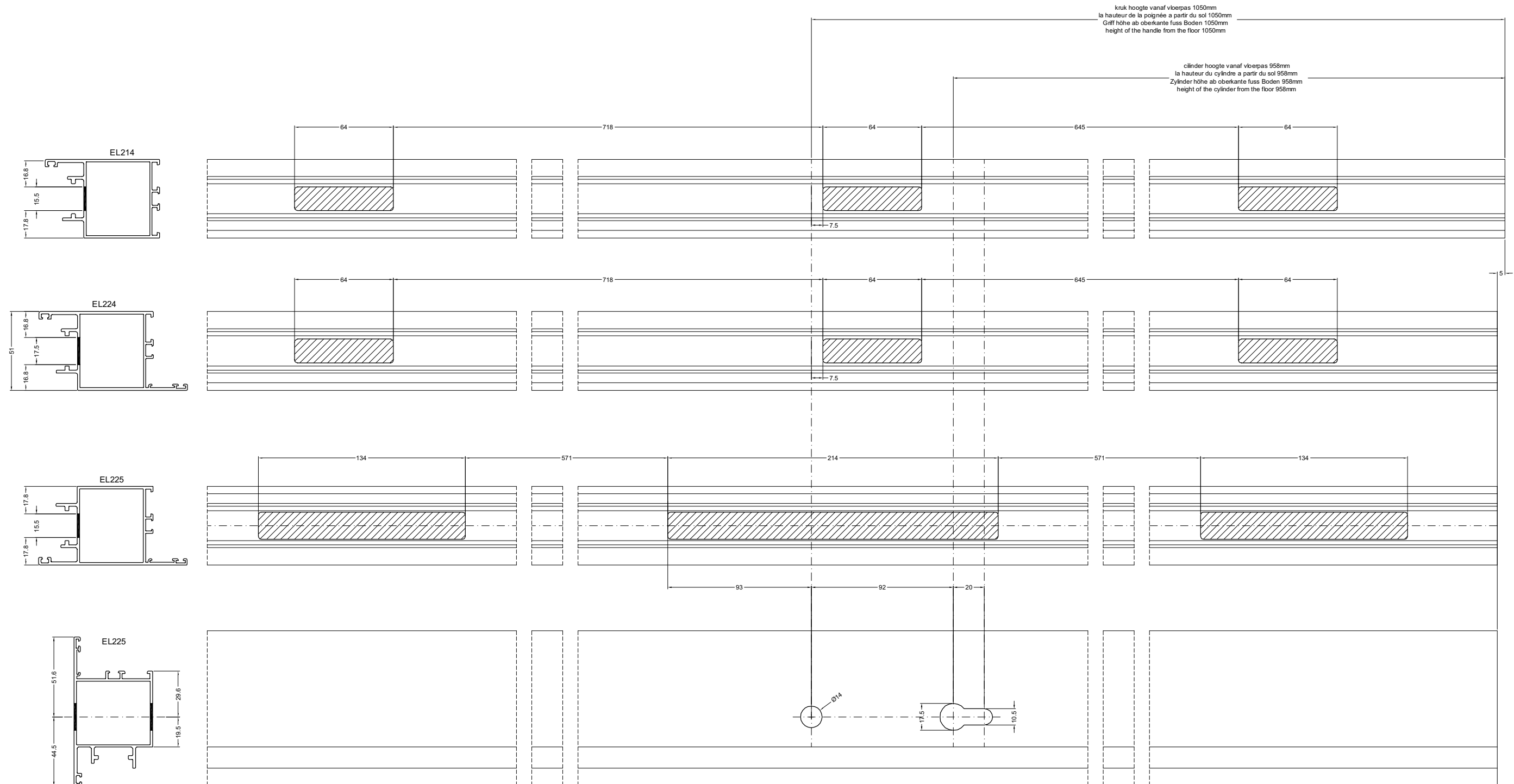
Cilinderplaatje Cache cylindre Zylinder-rosette Cover for cylinder	Cilinder Cylindre Zylinder Cylinder	Cilinder 1/2 Cylindre 1/2 Zylinder 1/2 Cylinder 1/2
ACMX208 2x	ACMX01615	ACMX01602



slotdeur2

UITSPARING BUITENDRAAIENDE DEUREN (EL225-EL214 EN EL225-EL224) VOOR SLOT ACTL215 - ACTL216 - ACTL217 - ACTL218
 ENTAILLE PORTES OUVRANT VERS L'EXTERIEUR (EL225-EL214 ET EL225-EL224) POUR SERRURE ACTL215 - ACTL216 - ACTL217 - ACTL218
 EINBAU TUREN NACH AUSSEN OFFNEND (EL225-EL214 UND EL225-EL224) FÜR SCHLOSSER ACTL215 - ACTL216 - ACTL217 - ACTL218
 EMBEDDING OUTSIDE OPENING DOORS (EL225 - EL214 AND EL225 - EL224) FOR LOCK ACTL215 - ACTL216 - ACTL217 - ACTL218

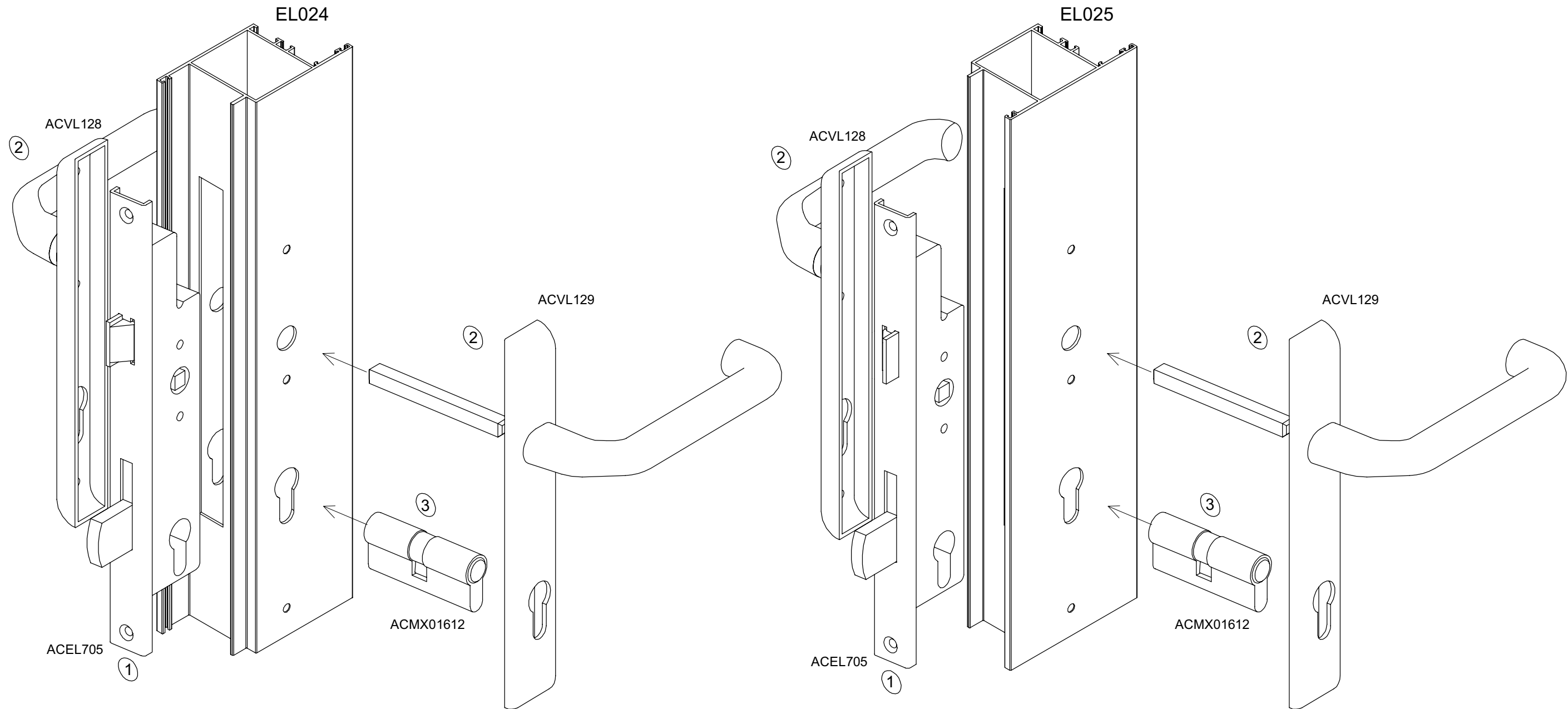
WERKTEKENINGEN - DESSINS DE CONSTRUCTION - KONSTRUKTIONZEICHNUNGEN - CONSTRUCTION DRAWINGS



slotuitsparing2

MONTAGE ACVL128/ACVL129 - ACEL705 IN EL024/EL025
MONTAGE ACVL128/ACVL129 - ACEL705 DANS EL024/EL025
MONTAGE ACVL128/ACVL129 - ACEL705 IN EL024/EL025
MONTAGE ACVL128/ACVL129 - ACEL705 IN EL024/EL025

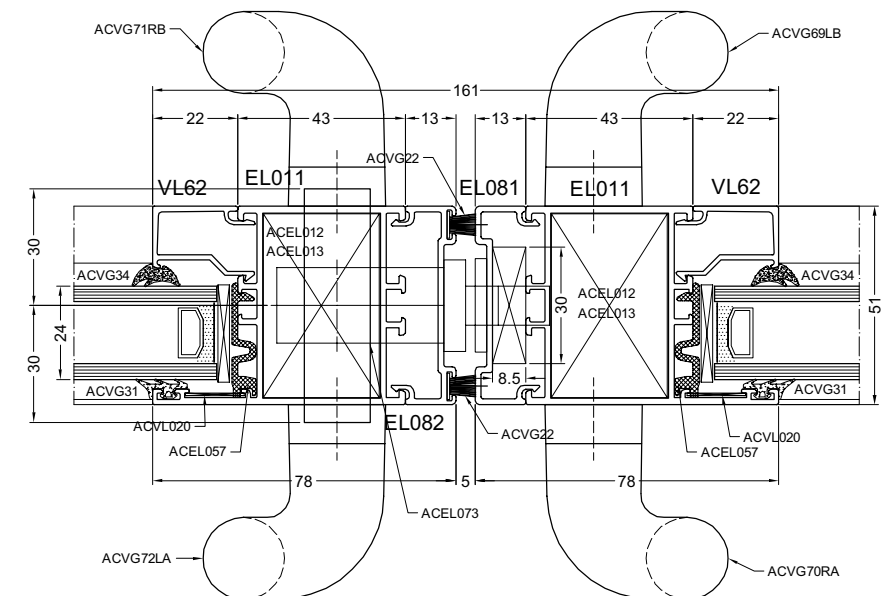
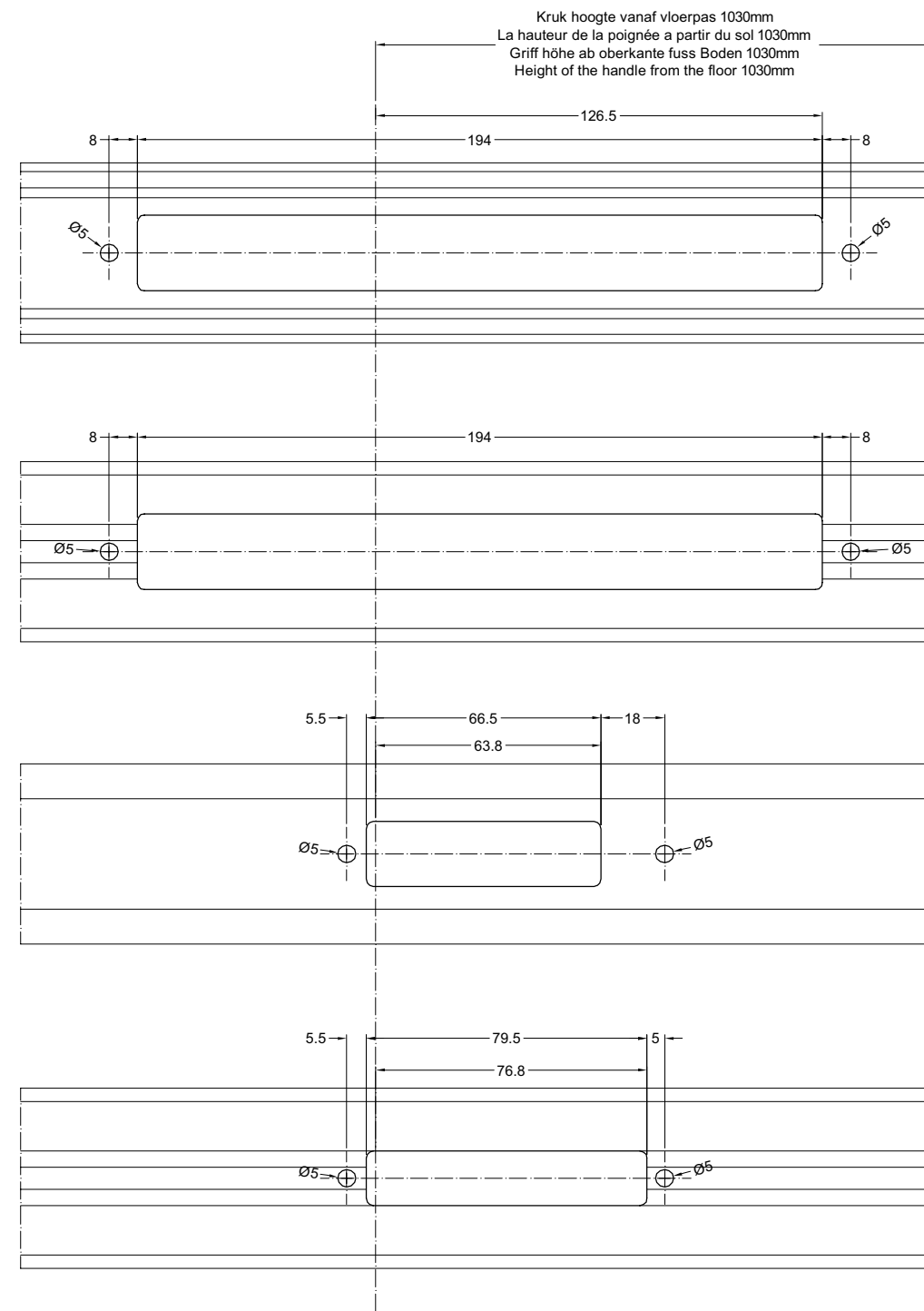
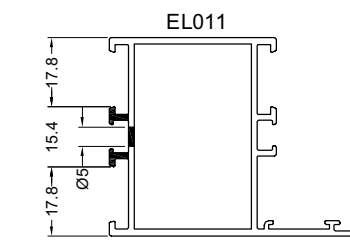
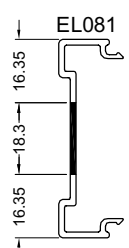
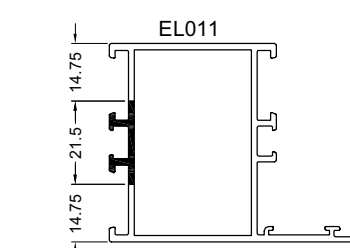
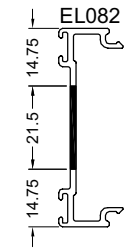
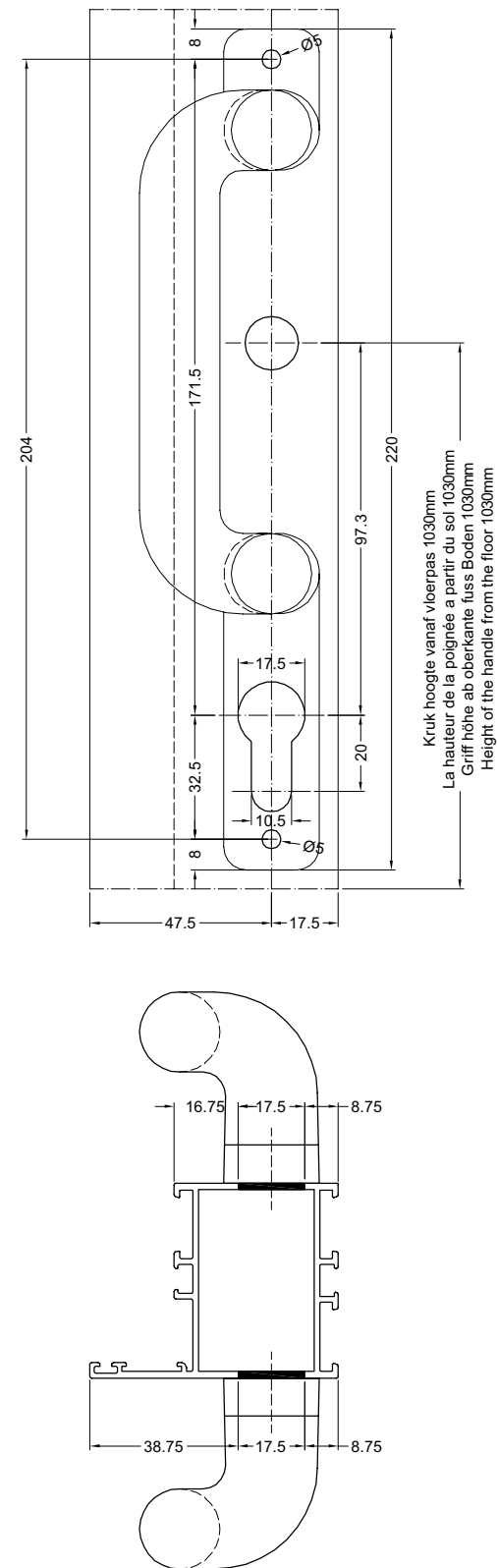
WERKTEKENINGEN - DESSINS DE CONSTRUCTION - KONSTRUKTIONZEICHNUNGEN - CONSTRUCTION DRAWINGS



inbouwslot

UITSPARING VOOR ACEL073 EN KRUK ACVG69, ACVG70, ACVG71 EN ACVG72
 ENTAILLE POUR ACEL073 ET POIGNEE ACVG69, ACVG70, ACVG71 ET ACVG72
 EINBAU FÜR ACEL073 UND GRIFF ACVG69, ACVG70, ACVG71 UND ACVG72
 EMBEDDING FOR ACEL073 AND HANDLE ACVG69, ACVG70, ACVG71 AND ACVG72

WERKTEKENINGEN - DESSINS DE CONSTRUCTION - KONSTRUKTIONZEICHNUNGEN - CONSTRUCTION DRAWINGS



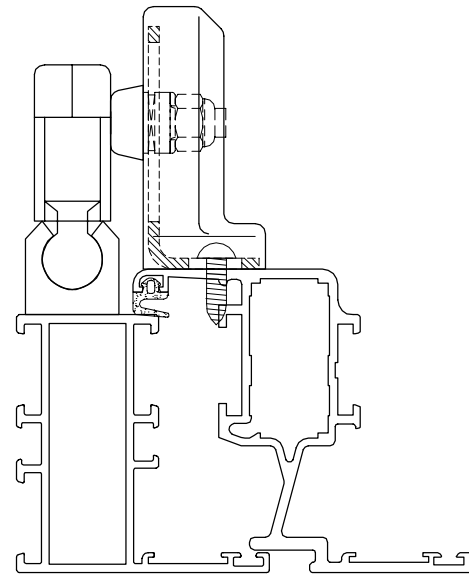
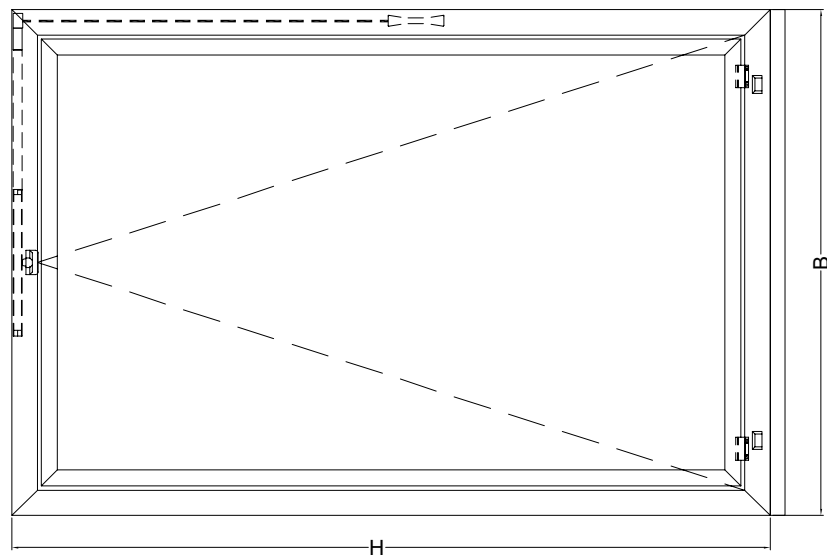
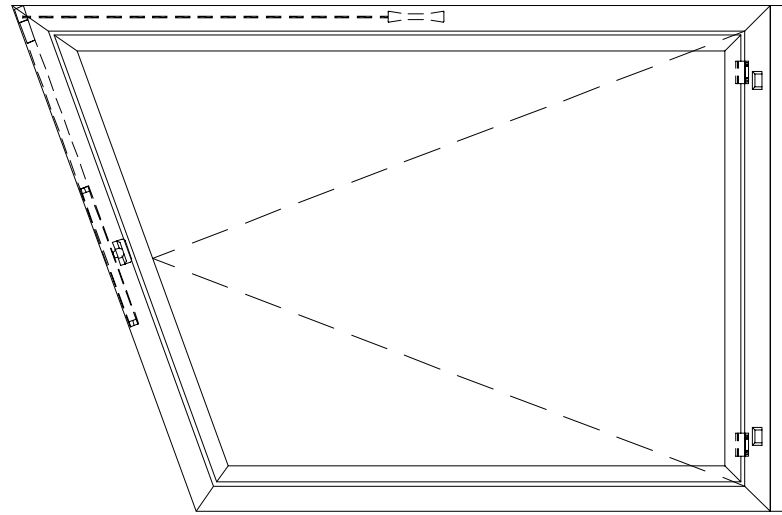
Cilinder
 Cylindre
 Zylinder
 Cylinder
 ACVG74



slotschuif

BESLAG KIPRAAM
FERRURE FENETRE BATTANT
BESCHLAG KIPFLUGEL
HARDWARE TILT CASEMENT

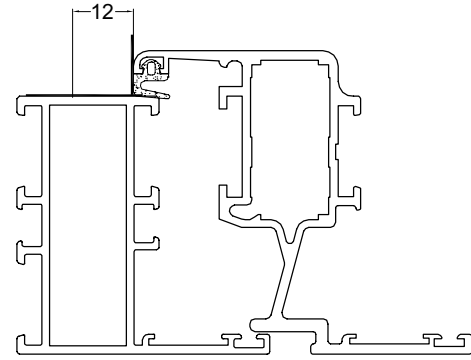
WERKTEKENINGEN - DESSINS DE CONSTRUCTION - KONSTRUKTIONZEICHNUNGEN - CONSTRUCTION DRAWINGS



ACMX900

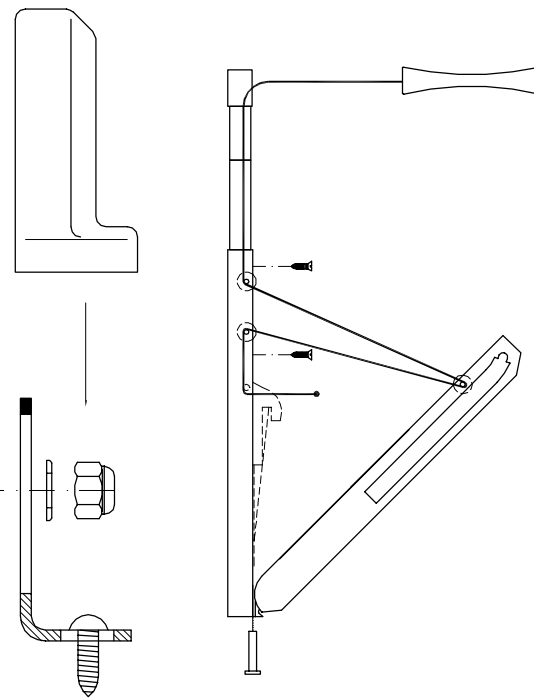
EL010

EL820

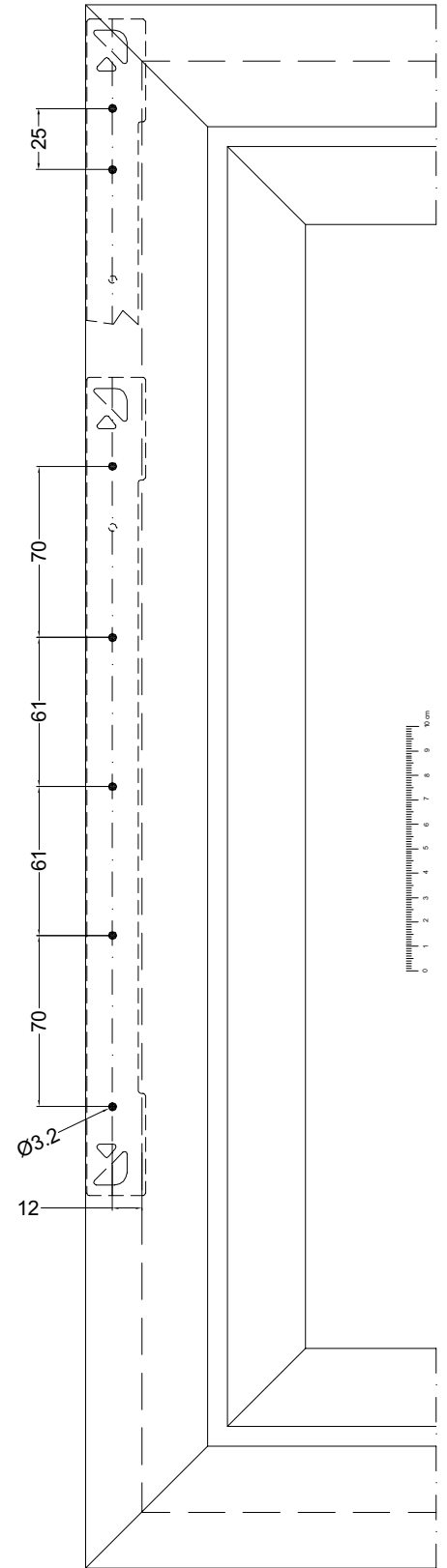


EL010

EL820

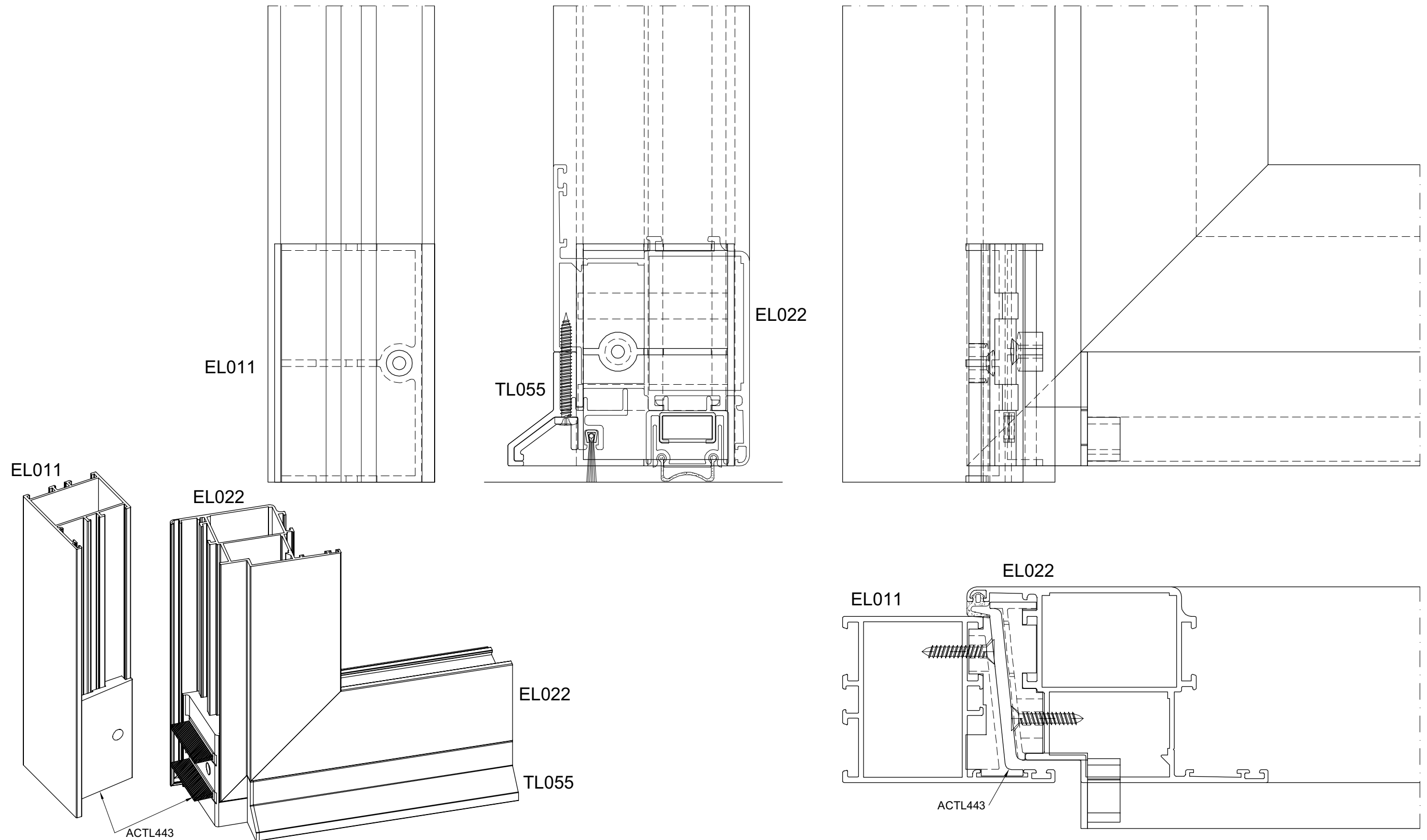


ACMX901 : BOORMAL/CALIBRE/BOHRSCHABLONE/BORING JET SET

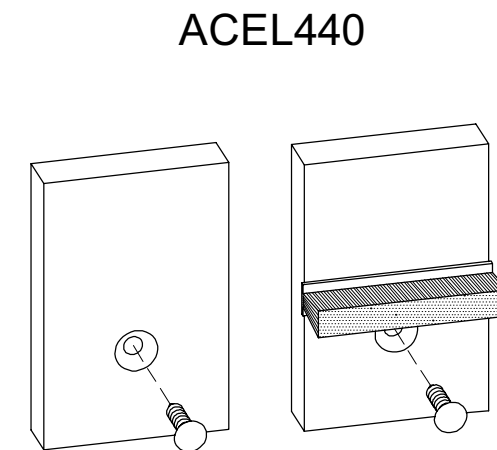
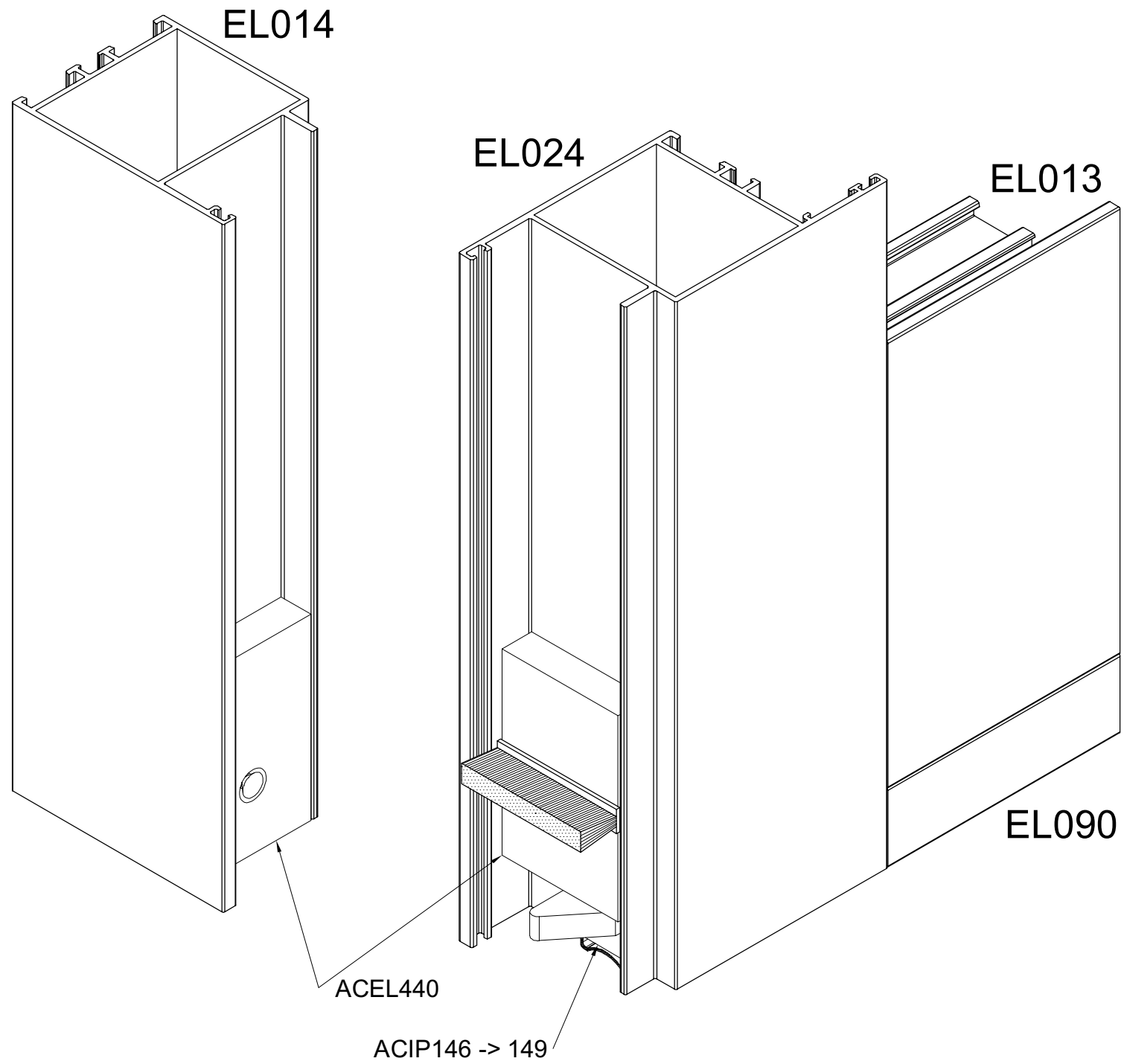


MONTAGE ACTL443
MONTAGE ACTL443
MONTAGE ACTL443
MONTAGE ACTL443

WERKTEKENINGEN - DESSINS DE CONSTRUCTION - KONSTRUKTIONZEICHNUNGEN - CONSTRUCTION DRAWINGS

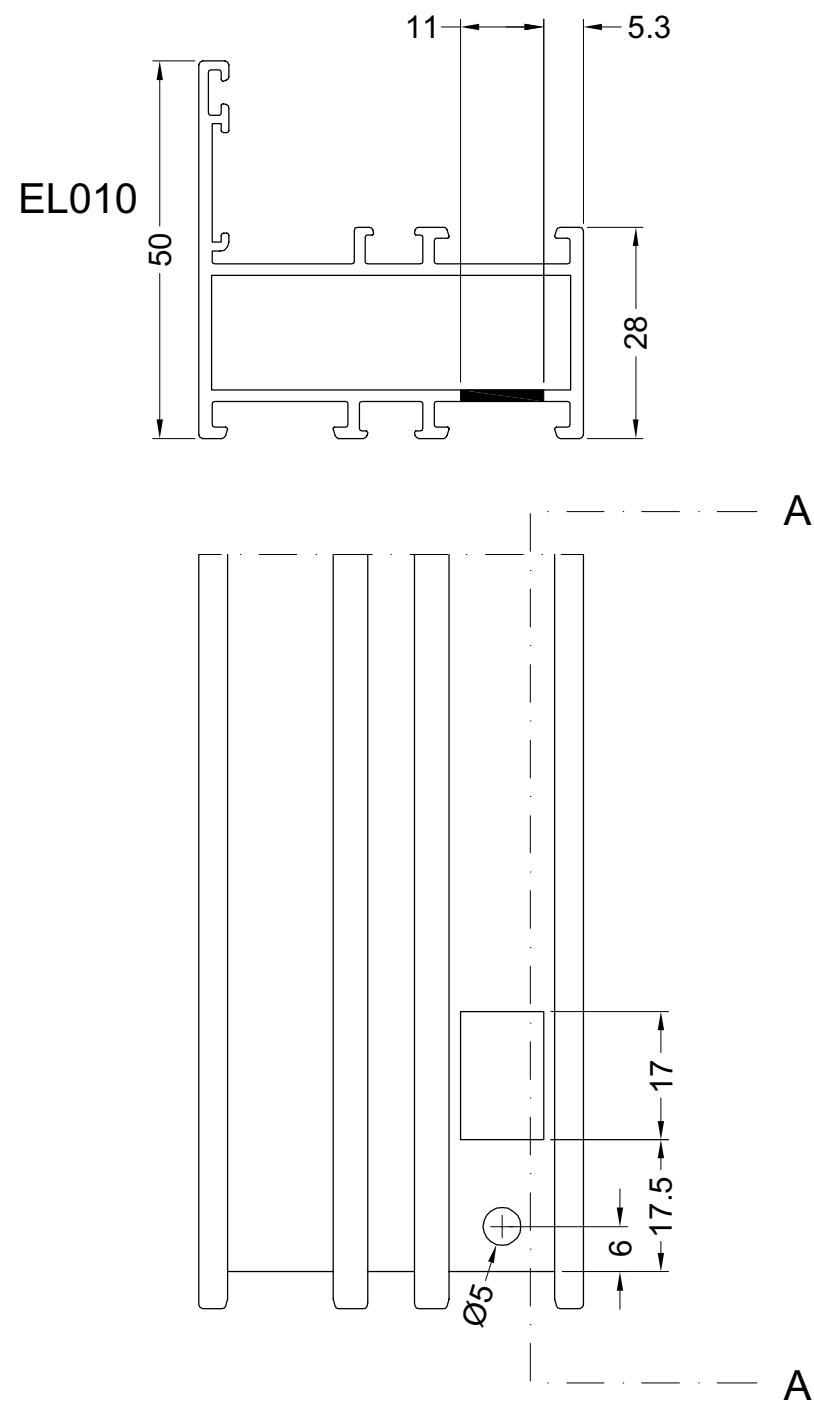


actl443

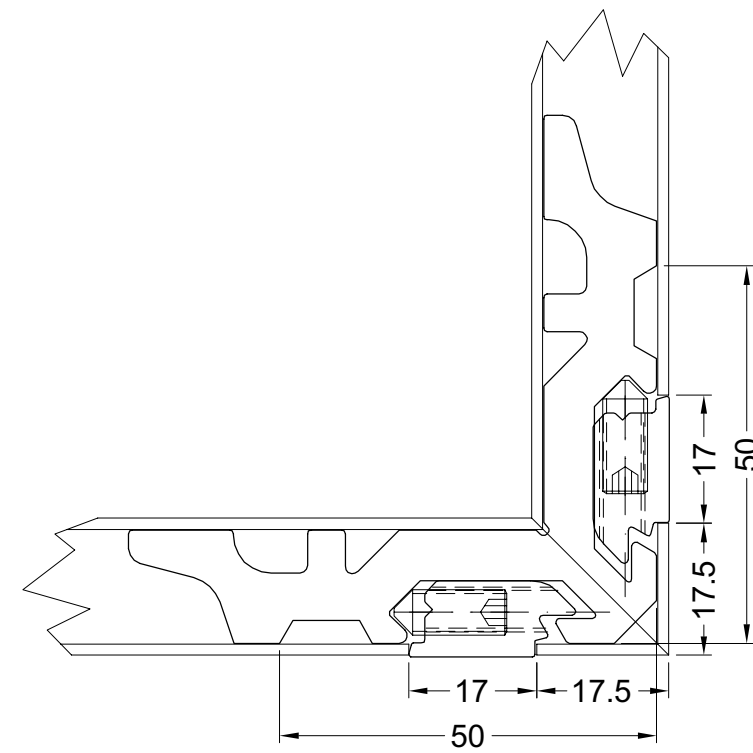


MONTAGE SCHROEFHOEK VOOR EL010
MONTAGE CLAME A VISSEUR POUR EL010
MONTAGE ECKVERBINDER SCHRAUBBAR FUR EL010
MONTAGE SQUARE COUPLING JOINT FOR EL010

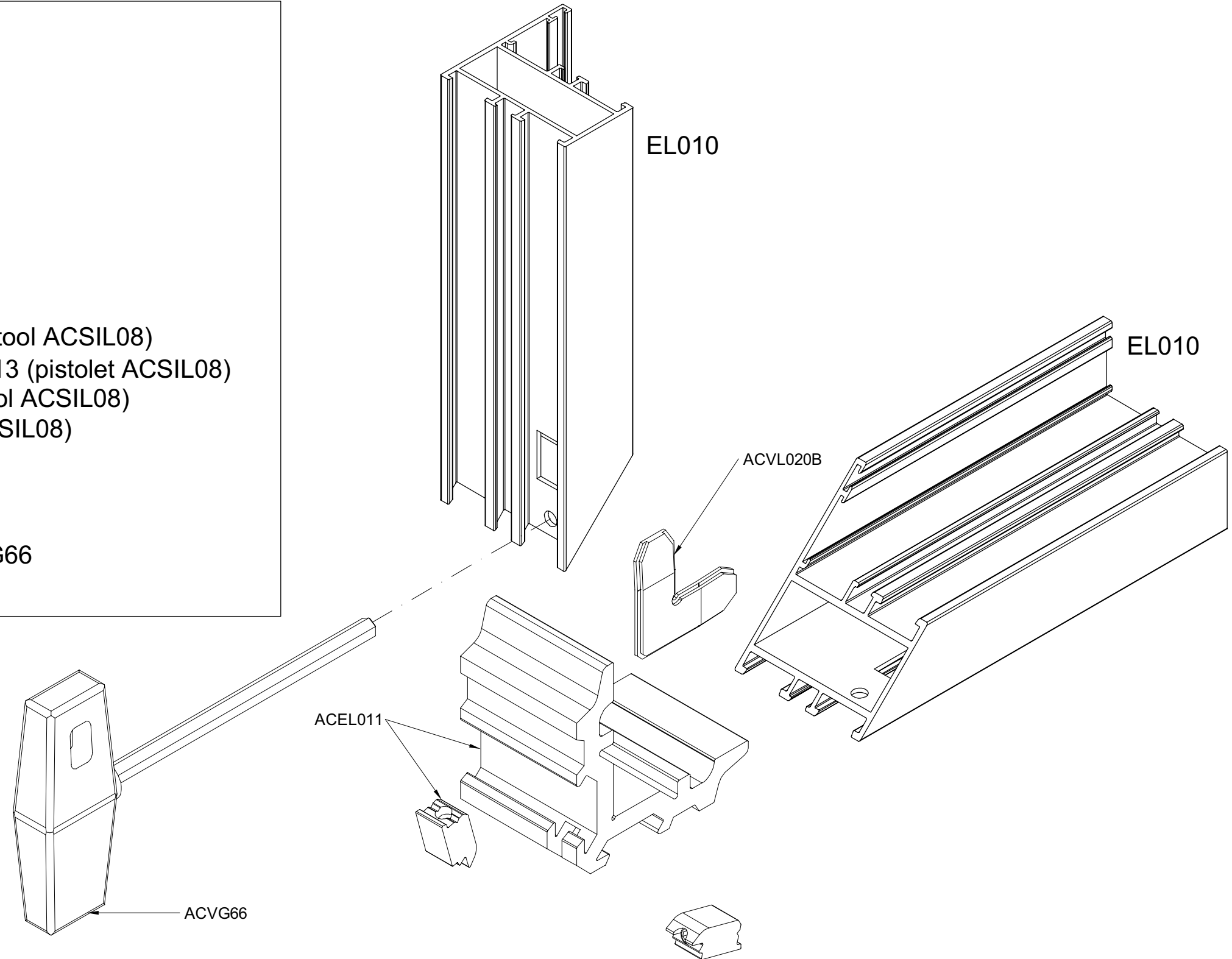
WERKTEKENINGEN - DESSINS DE CONSTRUCTION - KONSTRUKTIONZEICHNUNGEN - CONSTRUCTION DRAWINGS



COUPE A-A

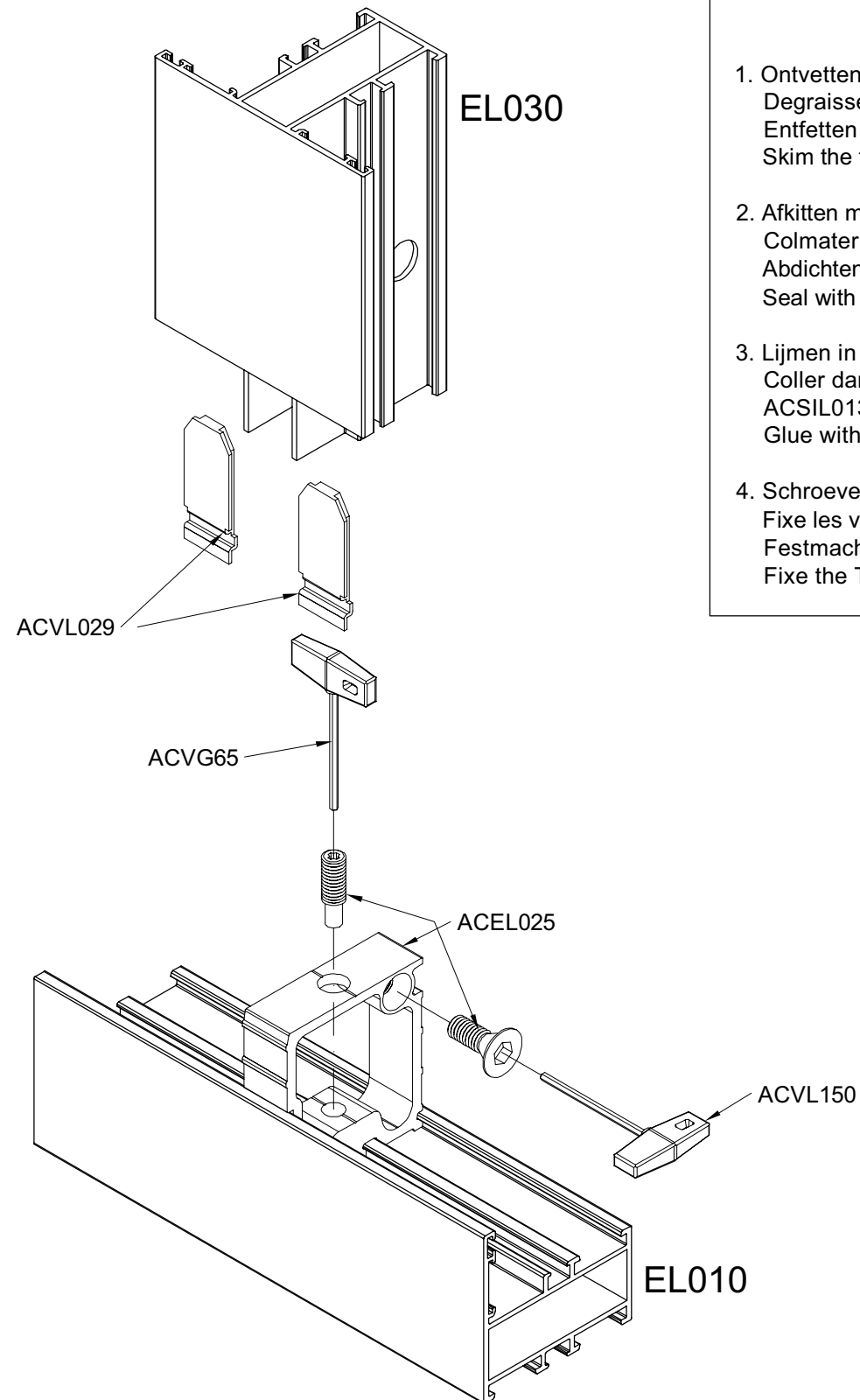


1. Ontvetten van zaagsnede
Degraisser les coupes de sciages
Entfetten der schnitt kante
Skim the face cut
2. Afkitten met ACSIL04
Colmater avec ACSIL04
Abdichten mit ACSIL04
Seal with ACSIL04
3. Lijmen in profiel met ACSIL013 (met pistool ACSIL08)
Coller dans les chambres avec ACSIL013 (pistolet ACSIL08)
ACSIL013 klebstoff im profil (kleber pistol ACSIL08)
Glue with ACSIL013 in profile (pistol ACSIL08)
4. Blokjes vastdraaien met ACVG66
Fixe les clames avec ACVG66
Festmachen der eckverbinder mit ACVG66
Fixe the square coupling with ACVG66

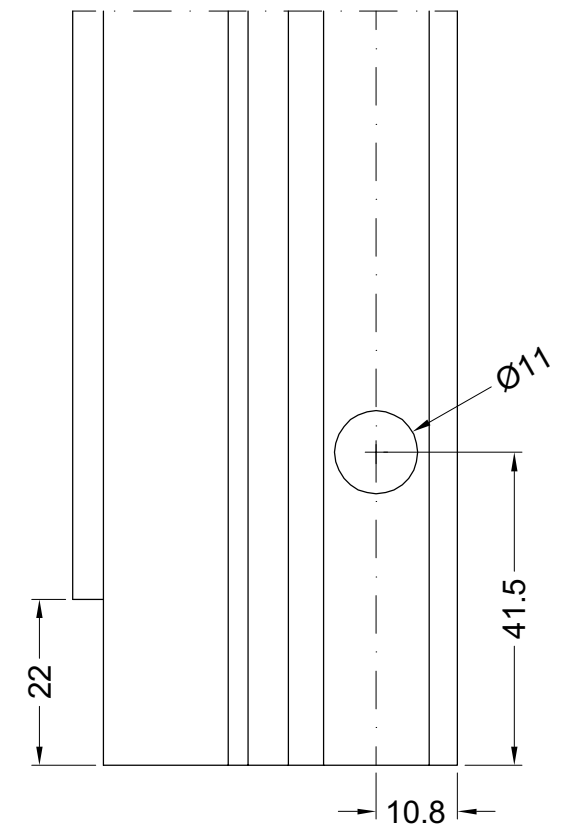
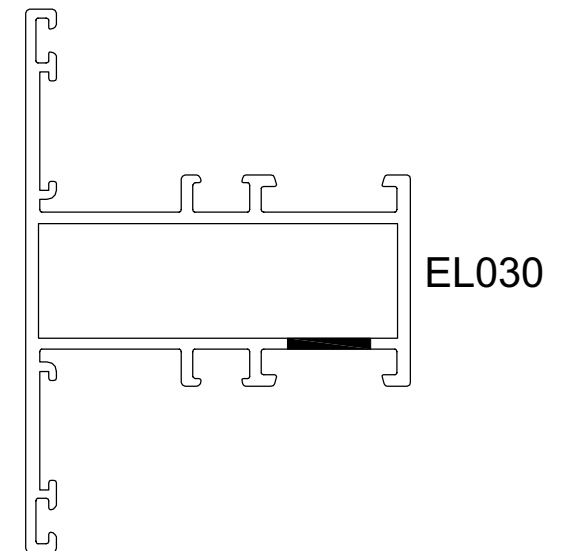


MONTAGE EL010/EL030 MET ACEL025
MONTAGE EL010/EL030 AVEC ACEL025
MONTAGE EL010/EL030 MIT ACEL025
MONTAGE EL010/EL030 WITH ACEL025

WERKTEKENINGEN - DESSINS DE CONSTRUCTION - KONSTRUKTIONZEICHNUNGEN - CONSTRUCTION DRAWINGS

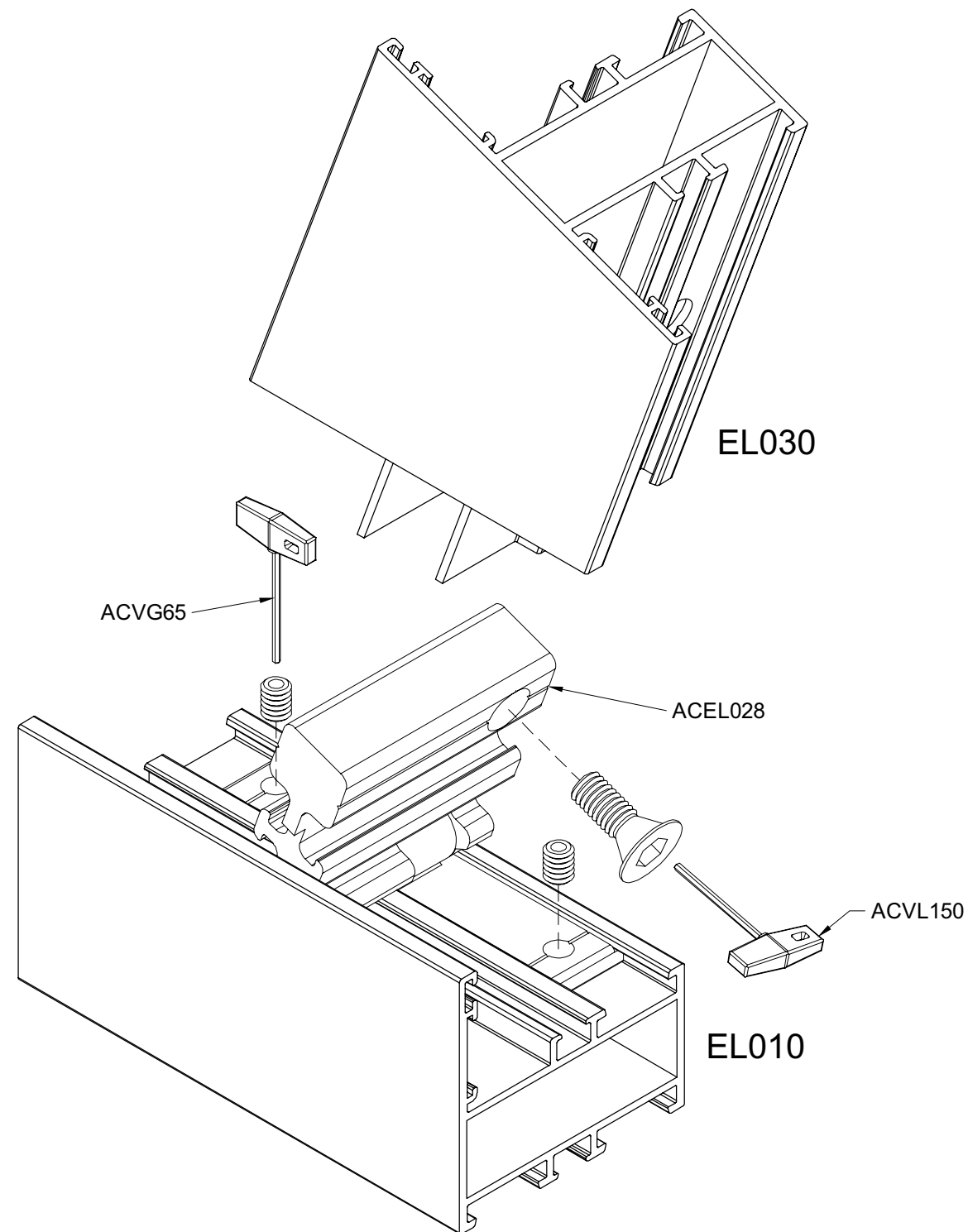


1. Ontvetten van zaagsnede
Dégrossir les coupes de sciages
Entfetten der schnitt kante
Skim the face cut
2. Afkitten met ACSIL04
Colmater avec ACSIL04
Abdichten mit ACSIL04
Seal with ACSIL04
3. Lijmen in profiel met ACSIL013 (met pistool ACSIL08)
Coller dans les chambres avec ACSIL013 (pistolet ACSIL08)
ACSIL013 klebstoff im profil (kleber pistol ACSIL08)
Glue with ACSIL013 in profile (pistol ACSIL08)
4. Schroeven vastdraaien met ACVG65 en ACVL150
Fixe les vis avec ACVG65 et ACVL150
Festmachen der schrauben mit ACVG65 und ACVL150
Fixe the T-coupling with ACVG65 and ACVL150



MONTAGE EL010/EL030 MET ACEL028
 MONTAGE EL010/EL030 AVEC ACEL028
 MONTAGE EL010/EL030 MIT ACEL028
 MONTAGE EL010/EL030 WITH ACEL028

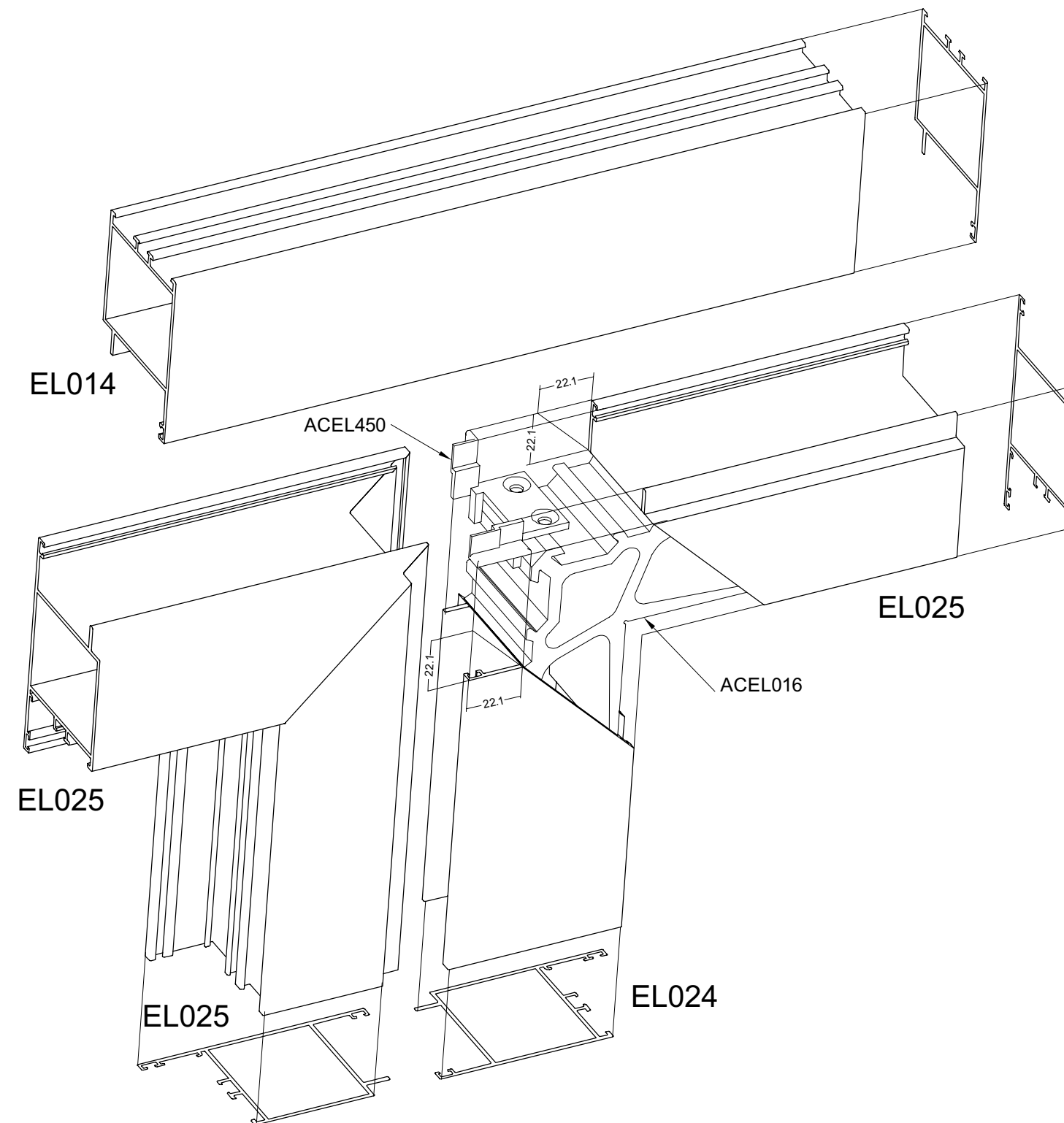
WERKTEKENINGEN - DESSINS DE CONSTRUCTION - KONSTRUKTIONZEICHNUNGEN - CONSTRUCTION DRAWINGS



1. Ontvetten van zaagsnede
 Degraisser les coupes de sciages
 Entfetten der schnitt kante
 Skim the face cut
2. Afkitten met ACSIL04
 Colmater avec ACSIL04
 Abdichten mit ACSIL04
 Seal with ACSIL04
3. Lijmen in profiel met ACSIL013 (met pistool ACSIL08)
 Coller dans les chambres avec ACSIL013 (pistolet ACSIL08)
 ACSIL013 klebstoff im profil (kleber pistol ACSIL08)
 Glue with ACSIL013 in profile (pistol ACSIL08)
4. Schroeven vastdraaien met ACVG65 en ACVL150
 Fixe les vis avec ACVG65 et ACVL150
 Festmachen der schrauben mit ACVG65 und ACVL150
 Fixe the T-coupling with ACVG65 and ACVL150

MONTAGE ACEL450
MONTAGE ACEL450
MONTAGE ACEL450
MONTAGE ACEL450

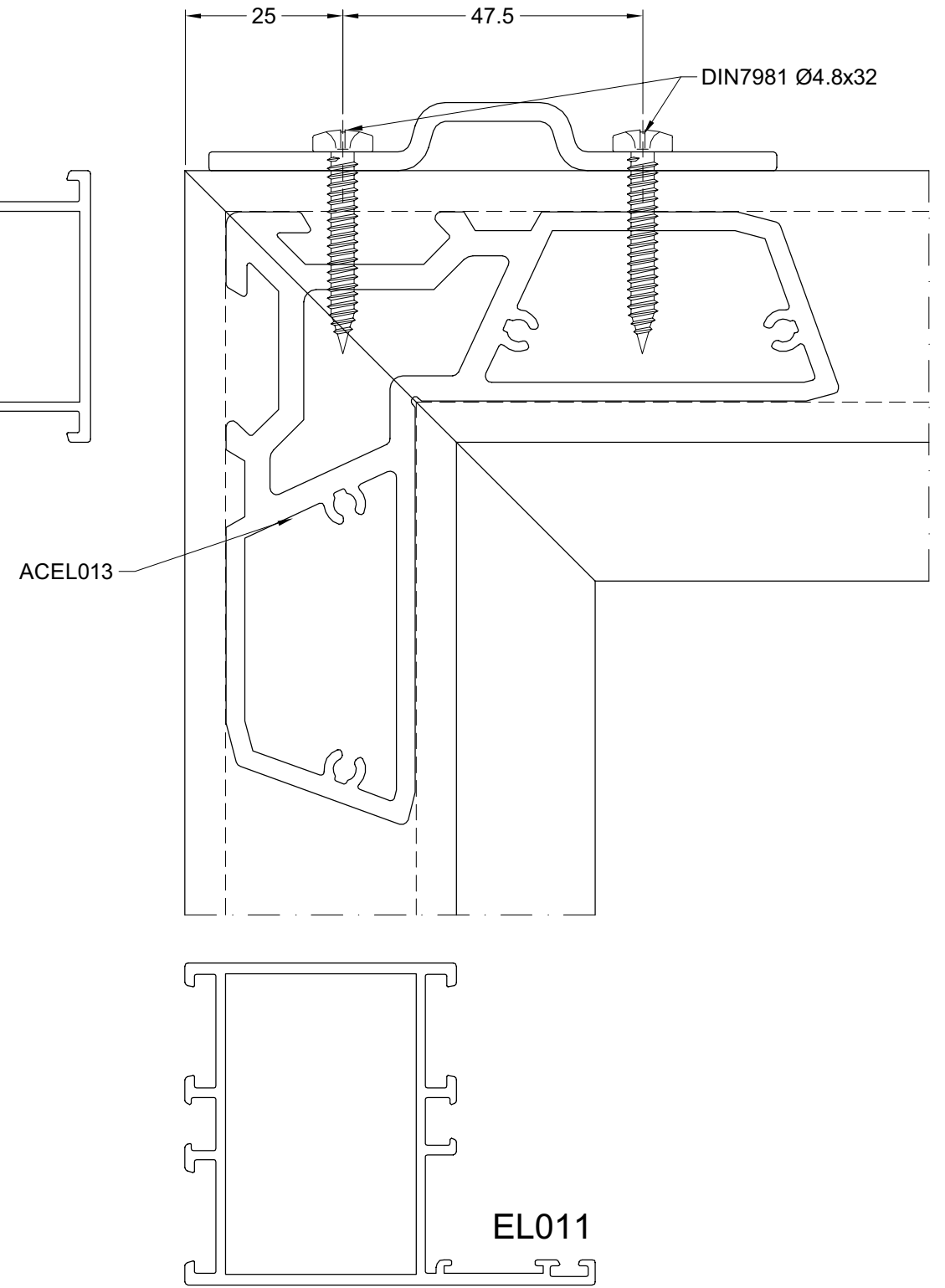
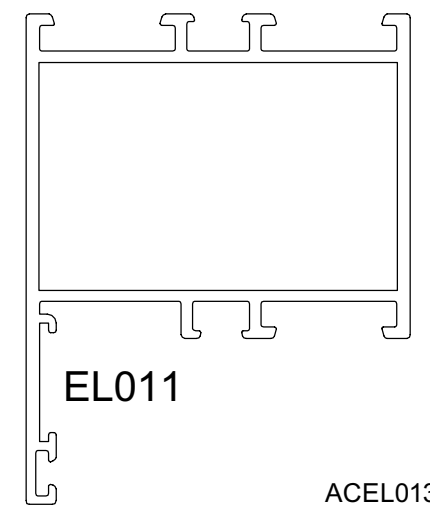
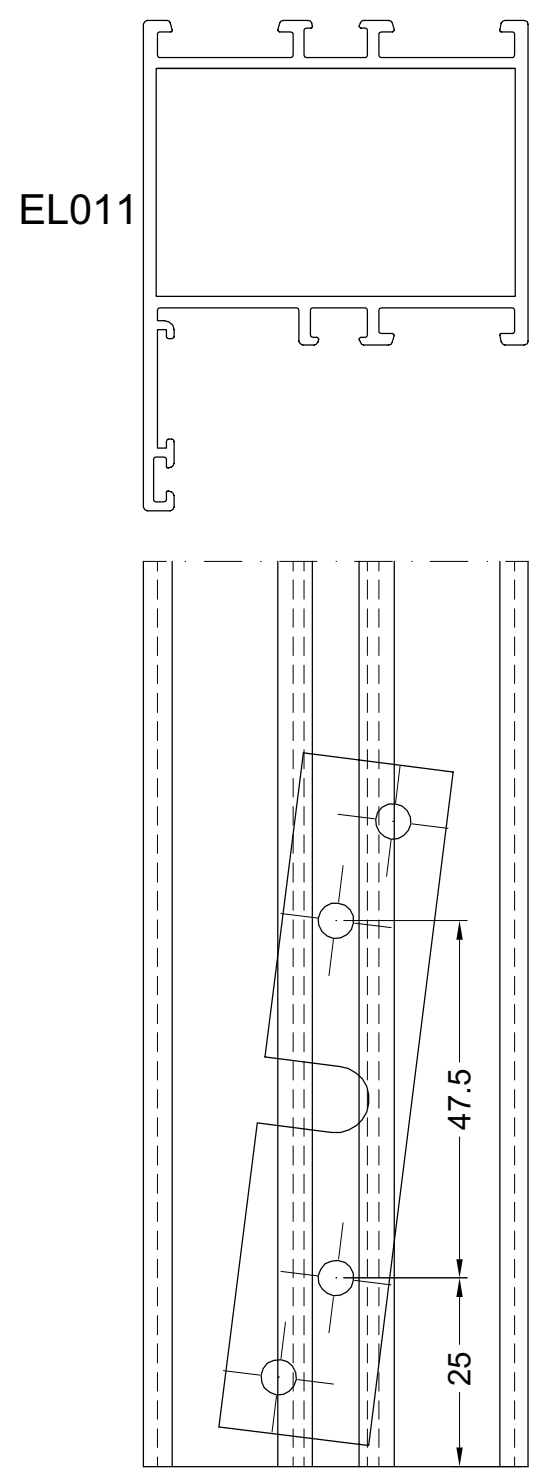
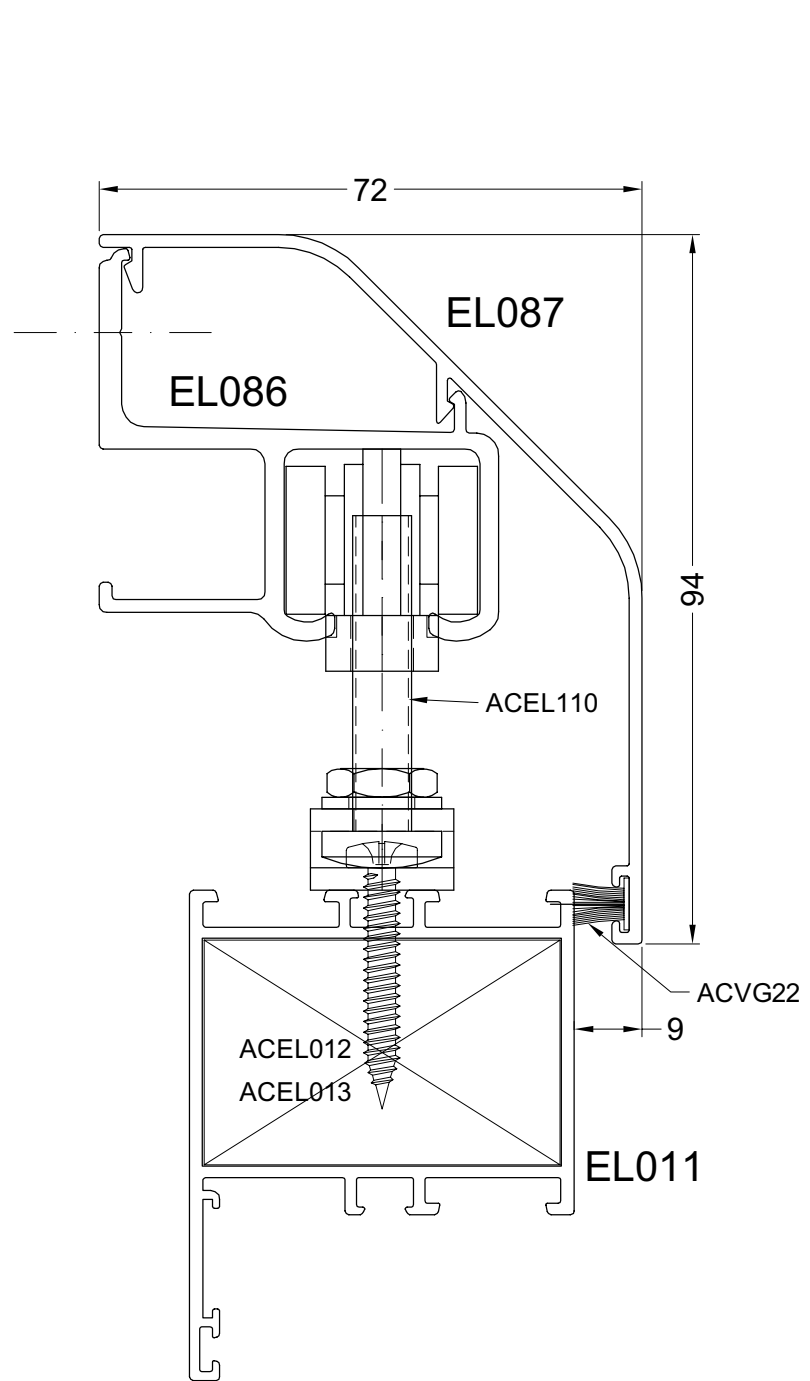
WERKTEKENINGEN - DESSINS DE CONSTRUCTION - KONSTRUKTIONZEICHNUNGEN - CONSTRUCTION DRAWINGS



stolp

MONTAGE ACEL110
MONTAGE ACEL110
MONTAGE ACEL110
MONTAGE ACEL110

WERKTEKENINGEN - DESSINS DE CONSTRUCTION - KONSTRUKTIONZEICHNUNGEN - CONSTRUCTION DRAWINGS



MONTAGE INNER WALL
MONTAGE INNER WALL
MONTAGE INNER WALL
MONTAGE INNER WALL

WERKTEKENINGEN - DESSINS DE CONSTRUCTION - KONSTRUKTIONZEICHNUNGEN - CONSTRUCTION DRAWINGS

