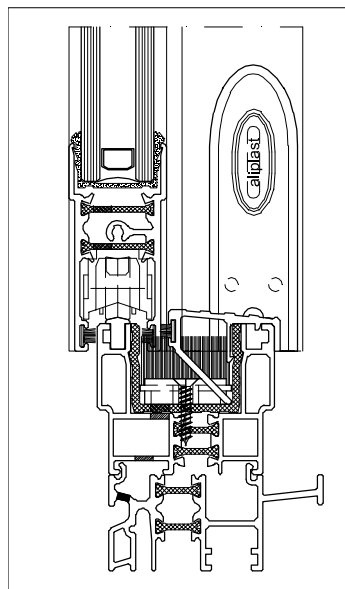


# slide plus

5/2/2008

SCHUIFRAMEN EN -DEUREN  
FENETRES ET PORTES COULISSANTES  
SCHIEBEFENSTER UND SCHIEBETUREN  
SLIDING WINDOWS AND SLIDING DOORS



**SL+a**

PROFIELEN \_\_\_\_\_ P. 9

PROFILS  
PROFILE  
PROFILES

**SL+b**

TOEBEHOREN \_\_\_\_\_ P. 31

ACCESSOIRES  
ZUBEHORTEILE  
ACCESSORIES

**SL+c**

DOORSNEDEN \_\_\_\_\_ P. 51

COUPES  
SCHNITT  
SECTIONS

**SL+d**

STATICA \_\_\_\_\_ P. 109

STATIQUE  
STATIK  
STATICS

**SL+e**

ZAAGTABELLEN \_\_\_\_\_ P. 133

TABLES DE SCIAGES  
ZUSCHNITT-TABELLEN  
SAWING TABLES

**SL+f**

WERKTEKENINGEN \_\_\_\_\_ P. 141

DESSINS DE CONSTRUCTION  
KONSTRUKTIONZEICHNUNGEN  
CONSTRUCTION DRAWINGS

## AFKORTINGEN / ABBREVIATIONS / ABKURZUNGEN / ABBREVIATIONS

BR = BRUT - BRUT - ROH - BRUT

AN = GEANODISEERD - ANODISE - ELOXIERT - ANODISED

AN (■) = GELAKT - LAQUE - LACKIERT - LACQUERED -- RAL9006M

KL = STANDAARDKLEUREN - COULEURS STANDARDS - BASIS FARBEN - BASIC COLORS

GS = SPECIAAL GEMOFFELD - LAQUE SPECIAL - SPECIALFARBE - SPECIAL COLOR

Z = ZWART - NOIR - SCHWARZ - BLACK

W = WIT - BLANC - WEISS - WHITE

De tekeningen die voorgesteld zijn op schaal 1:1, kunnen kleine maatafwijkingen vertonen, te wijten aan de reproductietechniek van deze catalogoog.

Les dessins représentés à l'échelle 1 peuvent avoir de légères variations dimensionnelles dues aux techniques de reproduction de ce catalogue.

Die Zeichnungen im Maßstab 1:1 können aus technischen Reproduktionsgründen leichte Messungsschwankungen darstellen.

The drawings represented on a scale 1 basis may have light dimensional variations due to the reproduction of the manual.

<b>BUITENKADERS</b>	P. 15
PROFILS D'ENCADREMENT KADERPROFILE OUTER FRAMES	
<b>VLEUGELSTIJLEN</b>	P. 18
MONTANTS GLUGELPFOSTEN VENTPOST	
<b>VLEUGELREGELS</b>	P. 20
TRAVERSE FLUGELPRIEGEL VENT TRANSOMS	
<b>TUSSENREGELS</b>	P. 21
TRAVERSES SPROSSENPROFIELEN TRANSOMS	
<b>MIDDENSTIJLEN</b>	P. 22
PROFILS CHICANES WECHSELPROFIL CHICANES	
<b>VENSTERDORPELS</b>	P. 25
SEUILS PUTZWASSERPROFILE SILL MEMBERS	
<b>KOPPELPROFIELEN</b>	P. 27
COUPLAGE KUPPLUNG COUPLING MULLION	
<b>DIVERSE PROFIELEN</b>	P. 28
PROFILS DIVERS DIVERS PROFIELEN VARIED PROFILES	

<b>GEBRUIK SLOTEN</b> _____	<b>P. 51</b>
USAGE SERRURES GEBRAUCH SCHLOSSER APPLICATION LOCKS	
<b>DOORSNEDEN MET SL1020</b> _____	<b>P. 53</b>
COUPES AVEC SL1020 SCHNITTE MIT SL1020 SECTIONS WITH SL1020	
<b>DOORSNEDEN MET SL020</b> _____	<b>P. 71</b>
COUPES AVEC SL020 SCHNITTE MIT SL020 SECTIONS WITH SL020	
<b>VERLUCHTINGSROOSTERS</b> _____	<b>P. 104</b>
AERATEURS ZULUFTER VENTILATORS	
<b>GLASTABEL</b> _____	<b>P. 107</b>
TABLE DE VITRAGE BEGLAZUNG TABEL GLAZING TABLE	

- 2 VLEUGELIG SCHUIFRAAM \_\_\_\_\_ P. 133  
FENETRE COULISSANTE DEUX VANTAUX  
SCHIEBEFENSTER 2 FLUGEL  
DOUBLE SLIDING WINDOW
- 3 VLEUGELIG SCHUIFRAAM \_\_\_\_\_ P. 137  
FENETRE COULISSANTE TROIS VANTAUX  
SCHIEBEFENSTER 2 FLUGEL  
DOUBLE SLIDING WINDOW
- 4 VLEUGELIG SCHUIFRAAM \_\_\_\_\_ P. 138  
FENETRE COULISSANTE QUATRE VANTAUX  
SCHIEBEFENSTER 2 FLUGEL  
DOUBLE SLIDING WINDOW
- 6 VLEUGELIG SCHUIFRAAM \_\_\_\_\_ P. 140  
FENETRE COULISSANTE SIX VANTAUX  
SCHIEBEFENSTER 2 FLUGEL  
DOUBLE SLIDING WINDOW

<b>KOPPELINGEN</b>	P. 141
COUPLAGES KUPPLUNGEN COUPLINGS	
<b>UITSPARING VOOR RAILDOORGANG</b>	P. 143
ENTAILLE POUR PASAGE RAIL EINBAU FÜR GLEISDURCHGANG EMBEDDING FOR RAILPASSAGE	
<b>UITSPARING VOOR ACSL024</b>	P. 148
ENTAILLE POUR ACSL024 EINBAU FÜR ACSL024 EMBEDDING FOR ACSL024	
<b>SLOTEN EN UITSPARINGEN</b>	P. 150
SERRURES ET ENTAILLES SCHLOSSER UND EINBAU LOCKS AND EMBEDDING	
<b>MONTAGE VLEUGEL</b>	P. 162
MONTAGE OUVRANT AUFSTELLEN FLÜGEL ASSEMBLY CASEMENT	
<b>MONTAGE LOOPWIEL</b>	P. 163
MONTAGE ROULETTE AUFSTELLEN ROLLE ASSEMBLY PULLEY	
<b>MONTAGE SL031 / SL076</b>	P. 165
MONTAGE SL031 / SL076 AUFSTELLEN SL031 / SL076 ASSEMBLY SL031 / SL076	
<b>MONTAGE ACSL1140</b>	P. 166
MONTAGE ACSL1140 AUFSTELLEN ACSL1140 ASSEMBLY ACSL1140	
<b>MONTAGE SCHROEFHOEKEN</b>	P. 167
MONTAGE CLAMES A VISSER AUFSTELLEN ECKVERBINDERS SCHRSAUBBAR ASSEMBLY SQUARE COUPLING JOINTS	
<b>MONTAGE ANTI-UITHEFSTUK ACSL025 EN ACSL026</b>	P. 171
MONTAGE PIECE ANTI-DEGONDAGE ACSL025 ET ACSL026 AUFSTELLEN AUSHEBE SPERRE ACSL025 UND ACSL026 ASSEMBLY LIFT-OUT SECURITY ACSL025 AND ACSL026	
<b>MONTAGE STEUN VOOR VASTE KADER ACSL037</b>	P. 172
MONTAGE SUPPORT POUR CADRE FIXE ACSL037 AUFSTELLEN KLATZ FÜR FESTE RAHMEN ACSL037 ASSEMBLY SUPPORT FOR FIXED FRAME ACSL037	

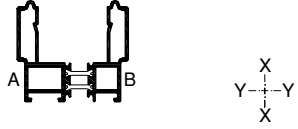
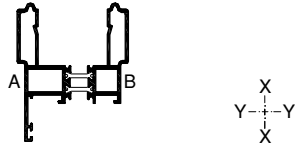



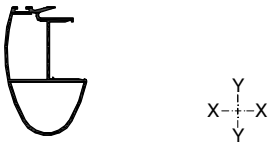



MONTAGE BLOKKAGE VOOR VASTE KADER \_\_\_\_\_ P. 173  
MONTAGE BLOC POUR CADRE FIXE  
AUFSTELLEN BLOCK FUR FESTE RAHMEN  
ASSEMBLY BLOCK FOR FIXED FRAME

POSITIE ACSL035 \_\_\_\_\_ P. 174  
POSITION ACSL035  
POSITION ACLS035  
POSITION ACSL035

SL + UN \_\_\_\_\_ P. 175  
SL + UN  
SL + UN  
SL + UN



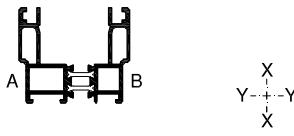
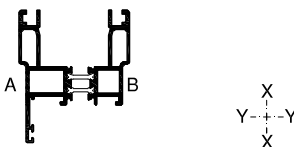
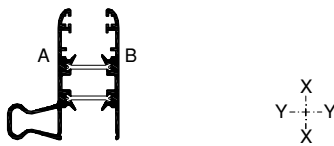
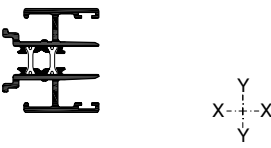
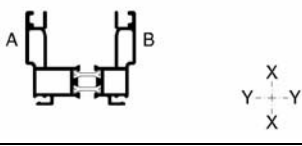
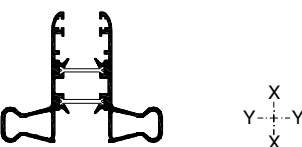
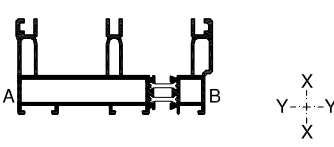




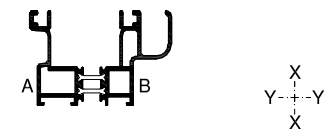
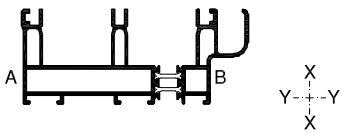

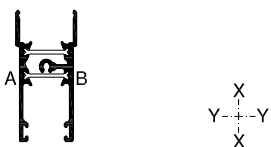



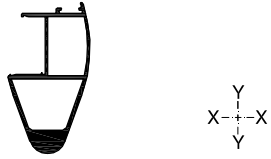
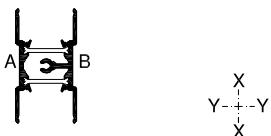
NUMMER NUMERO NUMBER	AFBEELDING IMAGE BILD PICTURE	BLAD PAGE SEITE PAGE	OMTREK PERIM. UMRIB PERIM. mm	MECH. MEC. MECH. MEC. mm	lx (cm4)	ly (cm4)	LENGTE LONG. LANGE LENGTH	VERP. PER EMB. PAR PACK PR.	BR	AN	KL	GS	M1
					Wx (cm3)	Wy (cm3)							
SL010		15	339.2	154	21.44 7.29	12.35 4.01	6.5	2	X	X	X	X	X
SL013		15	394.9	178	23.69 7.59	16.79 4.17	6.5	2	X	X	X	X	X
SL014		29	229.6	58	-	-	6.5	6	X	X	X	X	
SL020		18	383.7	148	8.31 5.16	14.01 3.91	4.5	2	X	X	X	X	X
SL030		22	216.9	119	5.97 2.79	3.63 1.40	4.5	2	X	X	X	X	
SL031		22	251.1	154	16.14 4.41	5.78 2.33	4.5	2	X	X	X	X	
SL032		22	270.7	148	38.97 8.34	7.45 3.21	4.5	2	X	X	X	X	
SL050		29	-	-	-	-	6.5	-	W	Z			
SL051		29	-	-	-	-	4.5	-	W	Z			

BR = BRUT - BRUT - ROH - BRUT  
AN = ANODISATIE - ANODISE - ELOXIERT - ANODISED  
KL = STANDAARDKLEUREN - COULEUR STANDARD - BASIS FARBEN - BASIC COLORS  
GS = GEMOFFELD SPECIAAL - LAQUE SPECIAL - SPECIALFARBE - SPECIAL COLOR  
M1 = BICOLOR - BICOLOR - BICOLOR - BICOLOR

A = BUITEN - EXTERIEUR - AUSSEN - OUTSIDE  
B = BINNEN - INTERIEUR - INNEN - INSIDE


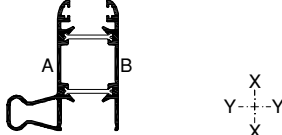

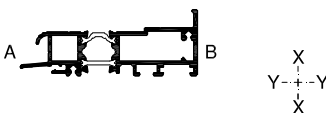



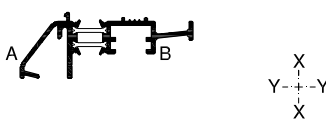

NUMMER NUMERO NUMBER	AFBEELDING IMAGE BILD PICTURE	BLAD PAGE SEITE PAGE	OMTREK PERIM. UMRIB PERIM. mm	MECH. MEC. MECH. MEC. mm	Ix (cm4)		Iy (cm4)		LENGTE LONG. LANGE LENGTH	VERP. PER EMB. PAR PACK PR.	BR	AN	KL	GS	M1
					Wx (cm3)	Wy (cm3)	Wx (cm3)	Wy (cm3)							
SL075		27	45.8	-	-	-	-	-	6.5	10	X	X			
SL076		28	157.7	56	-	-	-	-	6.5	6	X	X	X	X	
SL110		16	377.2	173	22.82	11.81	7.67	4.33	6.5	2	X	X	X	X	X
SL113		16	431.5	206	25.15	16.22	8.16	4.02	6.5	2	X	X	X	X	X
SL120		18	435.2	202	17.56	20.40	4.78	5.32	4.5	2	X	X	X	X	X
SL140		24	397.5	243	8.95	4.63	4.07	2.26	4.5	2	X	X	X	X	X
SL210		15	379.9	164.6	22.84	11.67	7.70	4.30	6.5	2	X	X	X	X	X
SL220		19	492	258	35.45	26.11	8.26	6.11	4.5	2	X	X	X	X	X
SL310		16	568	112	100.13	17.52	19.02	6.24	6.5	2	X	X	X	X	X

BR = BRUT - BRUT - ROH - BRUT  
AN = ANODISATIE - ANODISE - ELOXIERT - ANODISED  
KL = STANDAARDKLEUREN - COULEUR STANDARD - BASIS FARBEN - BASIC COLORS  
GS = GEMOFFELD SPECIAAL - LAQUE SPECIAL - SPECIALFARBE - SPECIAL COLOR  
M1 = BICOLOR - BICOLOR - BICOLOR - BICOLOR

NUMMER NUMERO NUMBER	AFBEELDING IMAGE BILD PICTURE	BLAD PAGE SEITE PAGE	OMTREK PERIM. UMRIB PERIM. mm	MECH. MEC. MEC. mm	lx (cm4)		LENGTE LONG. LANGE LENGTH	VERP. PER EMB. PAR PACK PR.	BR	AN	KL	GS	M1
					Wx (cm3)	Wy (cm3)							
SL1010		17	455.3	272.5	29.60	12.73	6.5	2	X	X	X	X	X
					7.58	4.89							
SL1012		17	641	270.3	125.15	18.82	6.5	2	X	X	X	X	X
					19.94	6.94							
SL1020		18	337.5	148.8	7.39	14.01	4.5	2	X	X	X	X	X
					4.59	3.77							
SL1021		20	352.3	151.7	6.04	12.46	6.5	2	X	X	X	X	X
					3.69	3.58							
SL1029		29	-	-	-	-	4.5		X				
SL1030		23	201.1	86.5	4.9	3.62	4.5 6.5	2	X	X	X	X	
					2.12	1.38							
SL1031		23	234.8	117.6	13.97	5.77	4.5 6.5	2	X	X	X	X	
					4.01	2.32							
SL1032		23	254.5	190.3	34.61	7.44	4.5	2	X	X	X	X	
					7.19	3.21							
SL1033		21	287.5	132.7	5.70	6.93	6.5	2	X	X	X	X	X
					3.46	2.31							

BR = BRUT - BRUT - ROH - BRUT  
 AN = ANODISATIE - ANODISE - ELOXIERT - ANODISED  
 KL = STANDAARDKLEUREN - COULEUR STANDARD - BASIS FARBEN - BASIC COLORS  
 GS = GEMOFFELD SPECIAAL - LAQUE SPECIAL - SPECIALFARBE - SPECIAL COLOR  
 M1 = BICOLOR - BICOLOR - BICOLOR - BICOLOR

A = BUITEN - EXTERIEUR - AUSSEN - OUTSIDE  
 B = BINNEN - INTERIEUR - INNEN - INSIDE

NUMMER NUMERO NUMBER	AFBEELDING IMAGE BILD PICTURE	BLAD PAGE SEITE PAGE	OMTREK PERIM. UMRIB PERIM. mm	MECH. MEC. MECH. MEC. mm	Ix (cm4)		Iy (cm4)		LENGTE LONG. LANGE LENGTH	VERP. PER EMB. PAR PACK PR.	BR	AN	KL	GS	M1
					Wx (cm3)	Wy (cm3)	Wx (cm3)	Wy (cm3)							
SL1053A		28	34.7	-	-	-	-	6.5	-		X				
SL1120		18	390.5	201.9	16.37	20.79	4.55	5.47	4.5	2	X	X	X	X	X
SL1140		24	354.5	243.2	6.25	3.24	2.84	1.69	4.5	2	X	X	X	X	X
TL057		26	379.7	138.1	42.48	3.96	7.98	1.80	6.5	2	X	X	X	X	X
UN076		29	-	-	-	-	-	-	6.5	-	W	-	-	-	
VG12		28	109.9	26	-	-	-	-	6.5	6	X	X	X	X	
VG52		28	-	-	-	-	-	-	6.5	-	X				
VL57		25	412.4	76	28.54	2.99	5.71	1.48	6.5	2	X	X	X	X	X
VL75		27	54.6	-	-	-	-	-	6.5	10	X	X	X	X	X

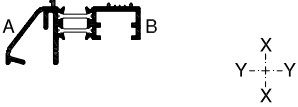
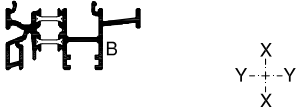
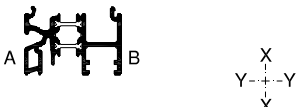

BR = BRUT - BRUT - ROH - BRUT

AN = ANODISATIE - ANODISE - ELOXIERT - ANODISED

KL = STANDAARDKLEUREN - COULEUR STANDARD - BASIS FARBEN - BASIC COLORS

GS = GEMOFFELD SPECIAAL - LAQUE SPECIAL - SPECIALFARBE - SPECIAL COLOR

M1 = BICOLOR - BICOLOR - BICOLOR - BICOLOR

NUMMER NUMERO NUMBER	AFBEELDING IMAGE BILD PICTURE	BLAD PAGE SEITE PAGE	OMTREK PERIM. UMRIB PERIM. mm	MECH. MEC. MECH. MEC. mm	lx (cm4)	ly (cm4)	LENGTE LONG. LANGE LENGTH	VERP. PER EMB. PAR PACK PR.	BR	AN	KL	GS	M1
					Wx (cm3)	Wy (cm3)							
VL257		25	360	75	16.65 4.57	2.90 1.47	6.5	2	X	X	X	X	X
VL457		25	446.3	144	21.03 4.87	4.20 2.32	6.5	2	X	X	X	X	X
VL458		25	391.4	88	12.70 4.56	3.80 2.02	6.5	2	X	X	X	X	X
VR075		27	54	-	-	-	6.5	-	X	X	X	X	X

BR = BRUT - BRUT - ROH - BRUT

AN = ANODISATIE - ANODISE - ELOXIERT - ANODISED

KL = STANDAARDKLEUREN - COULEUR STANDARD - BASIS FARBEN - BASIC COLORS

GS = GEMOFFELD SPECIAAL - LAQUE SPECIAL - SPECIALFARBE - SPECIAL COLOR

M1 = BICOLOR - BICOLOR - BICOLOR - BICOLOR

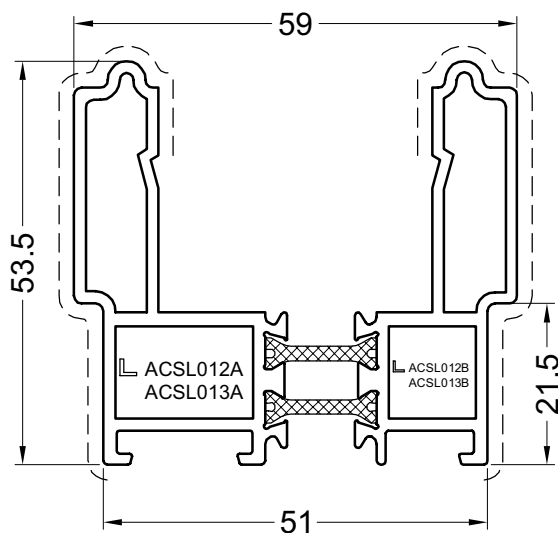
A = BUITEN - EXTERIEUR - AUSSEN - OUTSIDE  
B = BINNEN - INTERIEUR - INNEN - INSIDE



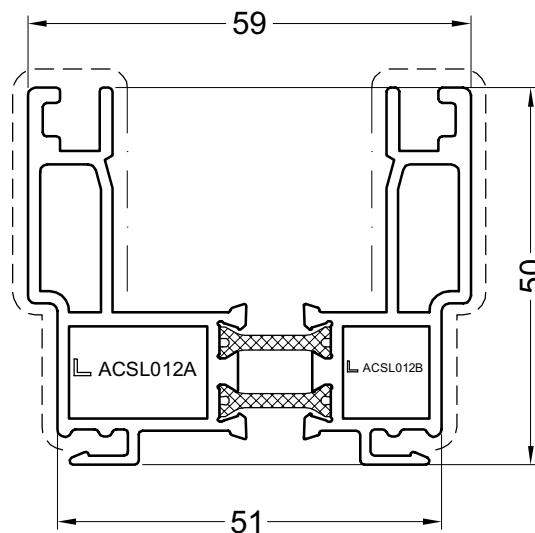
BUITENKADERS  
PROFILS D'ENCADREMENT  
KADERPROFILE  
OUTER FRAMES

PROFIELEN - PROFILS- PROFILE - PROFILES

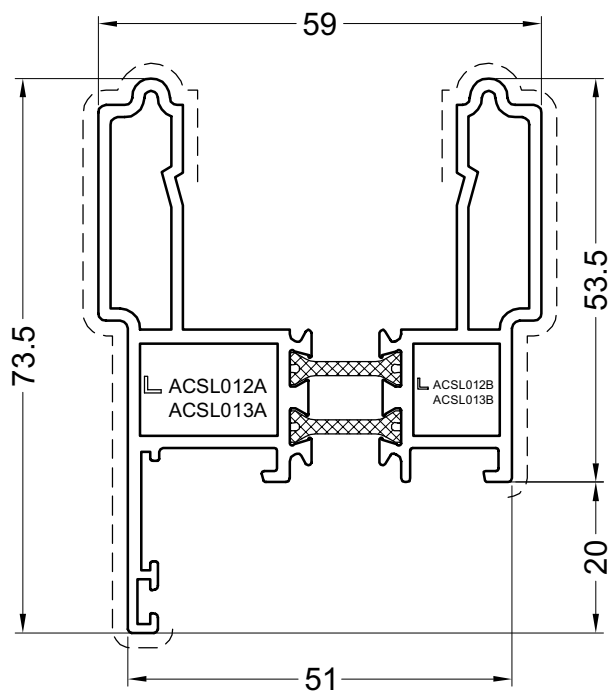
**SL010**



**SL210**



**SL013**



sla01

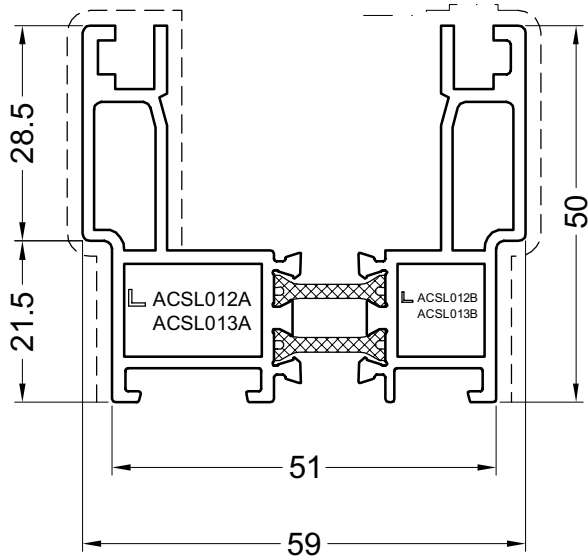
Primaire zichtbare zijde  
Face visible primaire  
Primär sichtbare Seite  
Primary visible side

Secundaire zichtbare zijde  
Face visible secondaire  
Secondär sichtbare Seite  
Secondary visible side

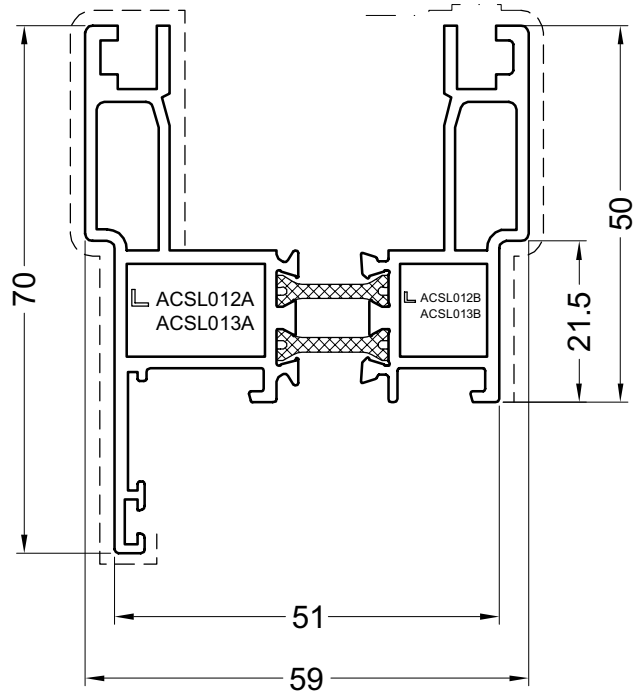
BUITENKADERS  
PROFILS D'ENCADREMENT  
KADERPROFILE  
OUTER FRAMES

PROFIELEN - PROFILS - PROFILE - PROFILES

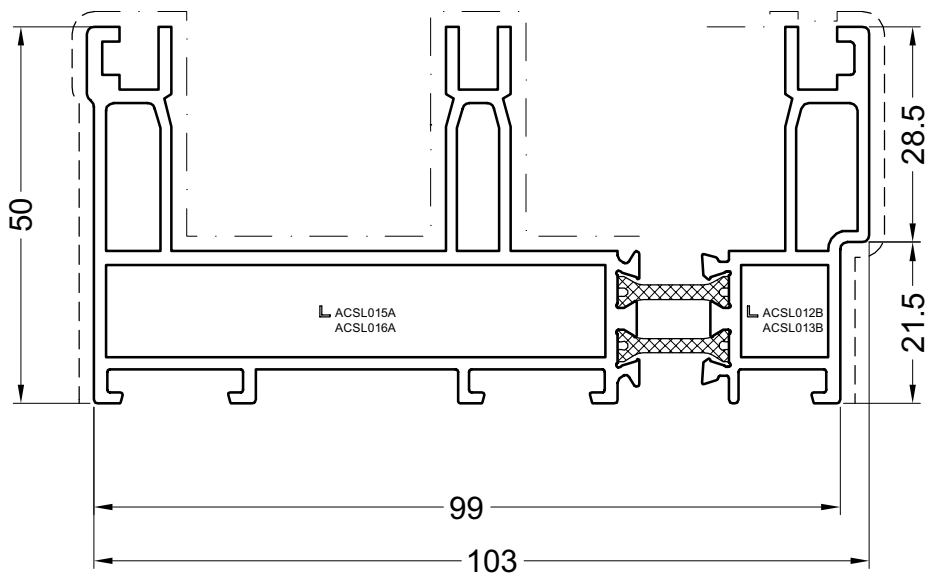
### SL110



### SL113



### SL310



sla02

Primaire zichtbare zijde  
Face visible primaire  
Primär sichtbare Seite  
Primary visible side

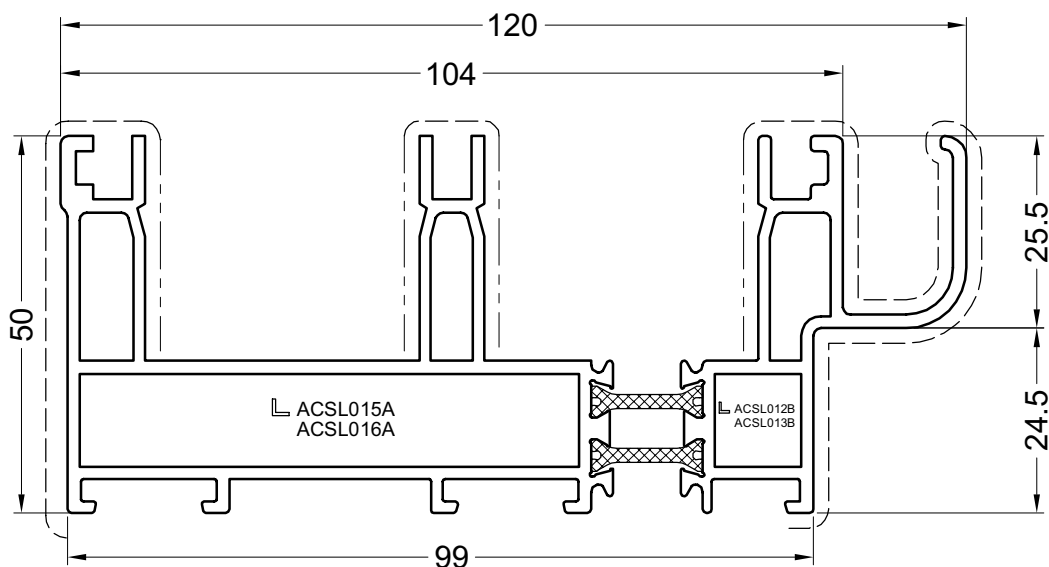
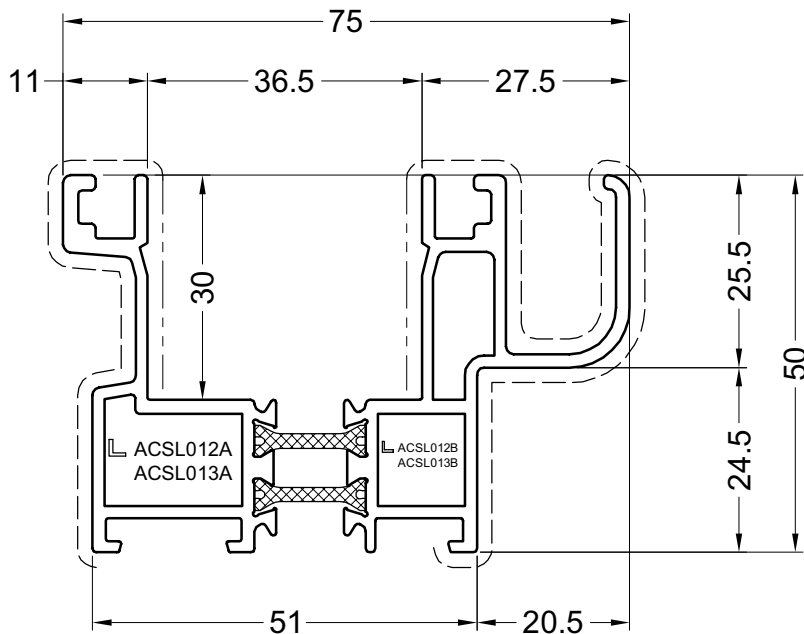
Secundaire zichtbare zijde  
Face visible secondaire  
Secondär sichtbare Seite  
Secondary visible side



BUITENKADERS  
PROFILS D'ENCADREMENT  
KADERPROFILE  
OUTER FRAMES

PROFIELEN - PROFILS- PROFILE - PROFILES

**SL1010**



**SL1012**

sla03

Primaire zichtbare zijde  
Face visible primaire  
Primär sichtbare Seite  
Primary visible side

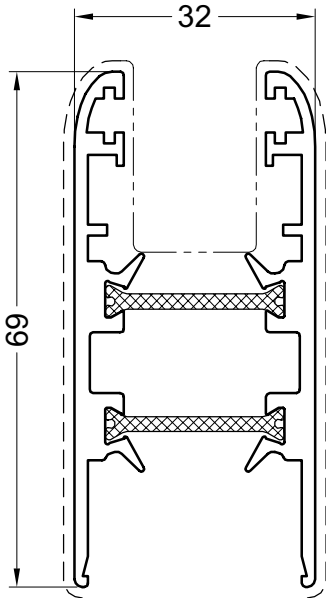
Secundaire zichtbare zijde  
Face visible secondaire  
Secondär sichtbare Seite  
Secondary visible side

20/11/07

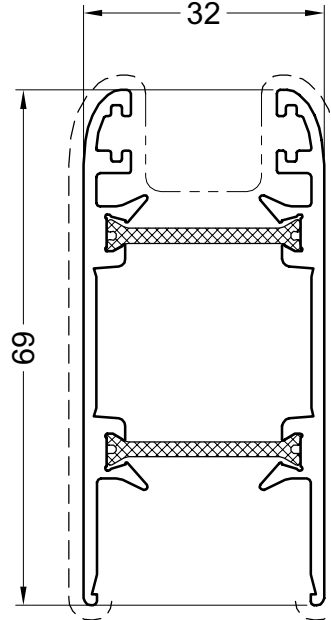
VLEUGELSTIJLEN  
MONTANTS  
FLUGELPFOSTEN  
VENTPOST

PROFIELEN - PROFILS- PROFILE - PROFILES

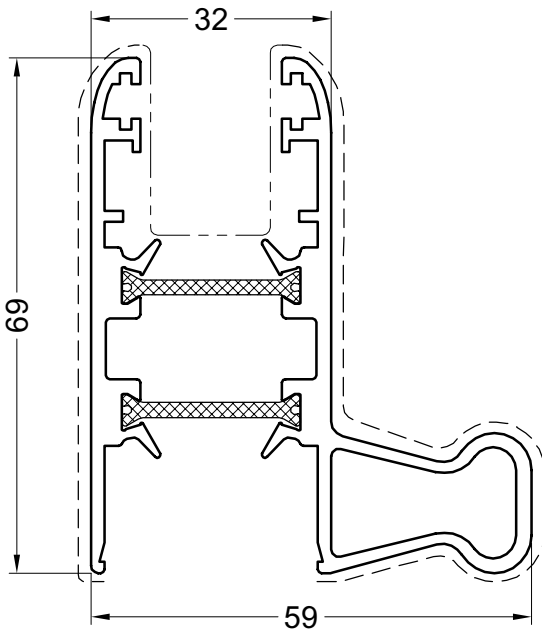
SL020



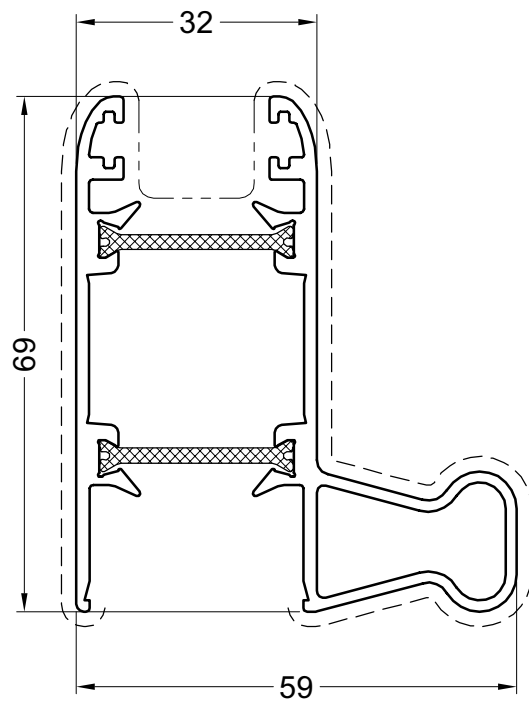
SL1020



SL120



SL1120



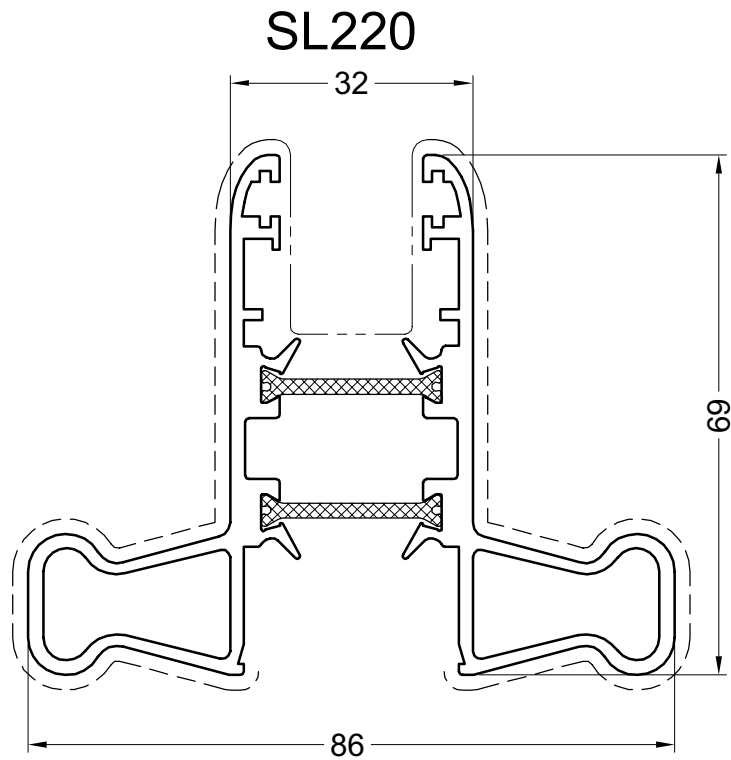
sla05

Primaire zichtbare zijde  
Face visible primaire  
Primär sichtbare Seite  
Primary visible side

Secundaire zichtbare zijde  
Face visible secondaire  
Secondär sichtbare Seite  
Secondary visible side

VLEUGELSTIJLEN  
MONTANTS  
FLUGELPFOSTEN  
VENTPOST

PROFIELEN - PROFILS- PROFILE - PROFILES

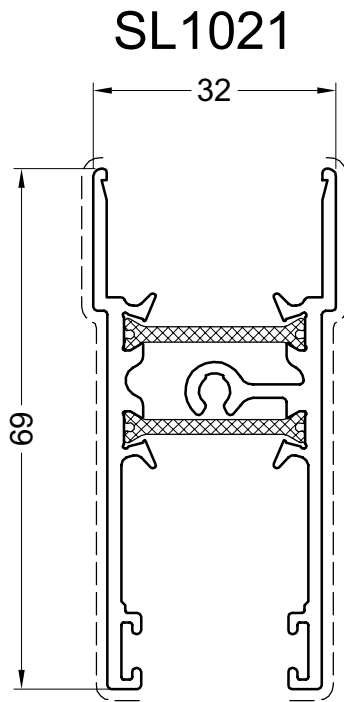


sla13

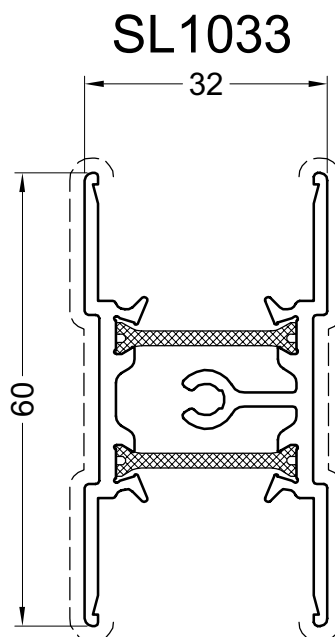
Primaire zichtbare zijde  
Face visible primaire  
Primär sichtbare Seite  
Primary visible side

Secundaire zichtbare zijde  
Face visible secondaire  
Secondär sichtbare Seite  
Secondary visible side

20/11/07



sla06



sla14

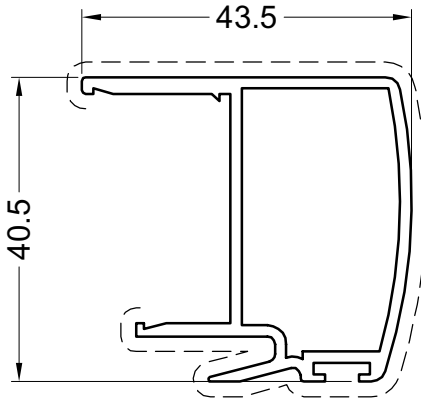
Primaire zichtbare zijde  
Face visible primaire  
Primär sichtbare Seite  
Primary visible side

Secundaire zichtbare zijde  
Face visible secondaire  
Secondär sichtbare Seite  
Secondary visible side

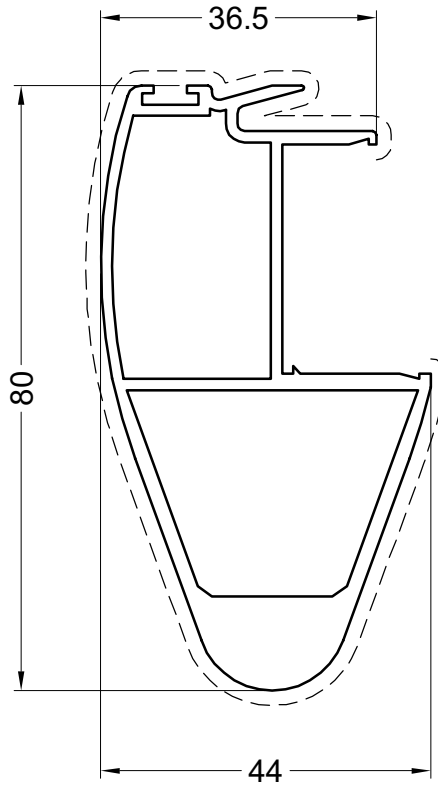
MIDDENSTIJLEN  
PROFIL CHICANE  
WECHSELPROFIL  
CHICANE

PROFIELEN - PROFILS - PROFILE - PROFILES

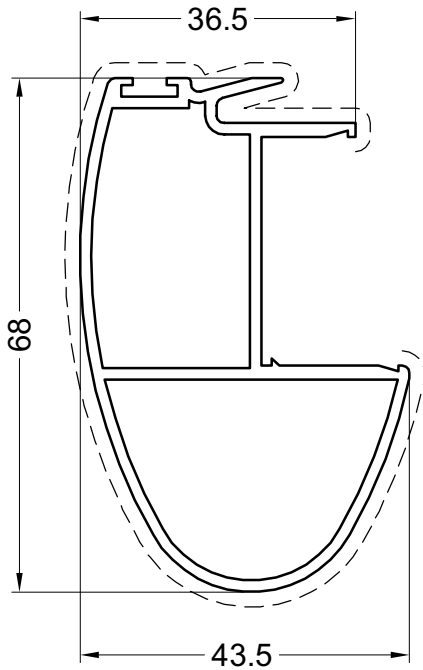
### SL030



### SL032



### SL031



sla07

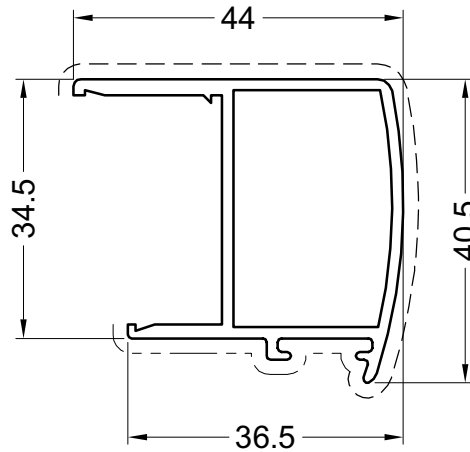
Primaire zichtbare zijde  
Face visible primaire  
Primär sichtbare Seite  
Primary visible side

Secundaire zichtbare zijde  
Face visible secondaire  
Secondär sichtbare Seite  
Secondary visible side

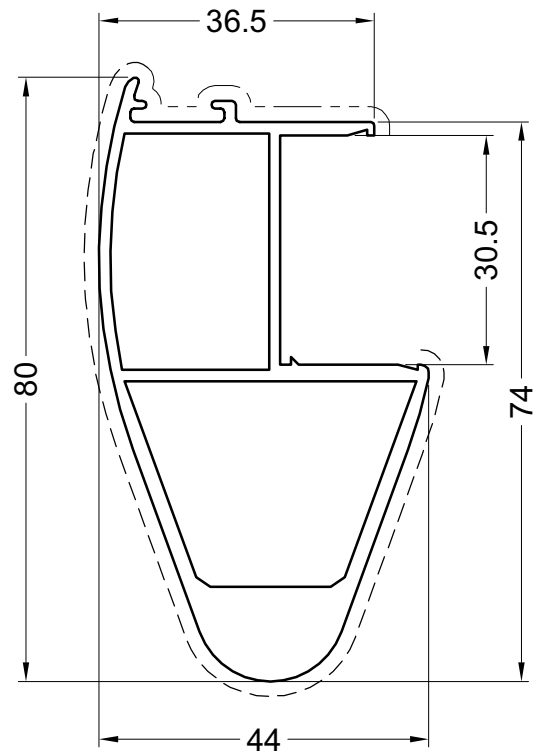
MIDDENSTIJLEN  
PROFIL CHICANE  
WECHSELPROFIL  
CHICANE

PROFIELEN - PROFILS- PROFILE - PROFILES

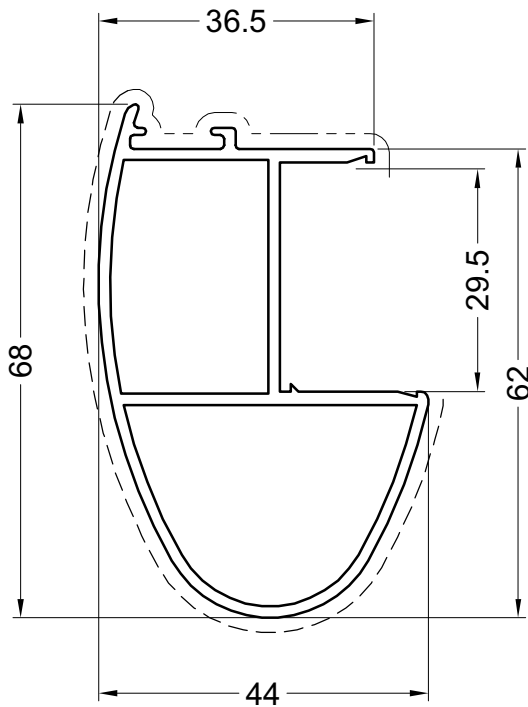
**SL1030**



**SL1032**



**SL1031**



sla08

Primaire zichtbare zijde  
Face visible primaire  
Primär sichtbare Seite  
Primary visible side

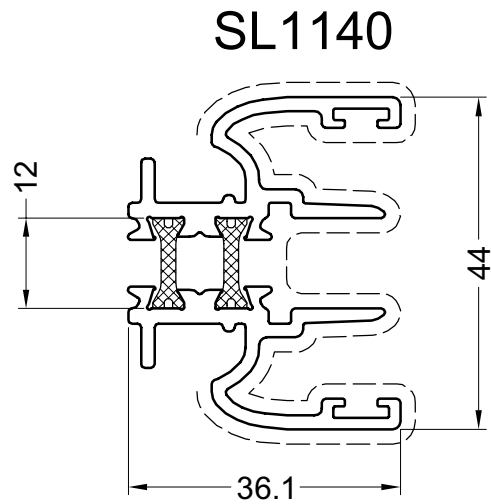
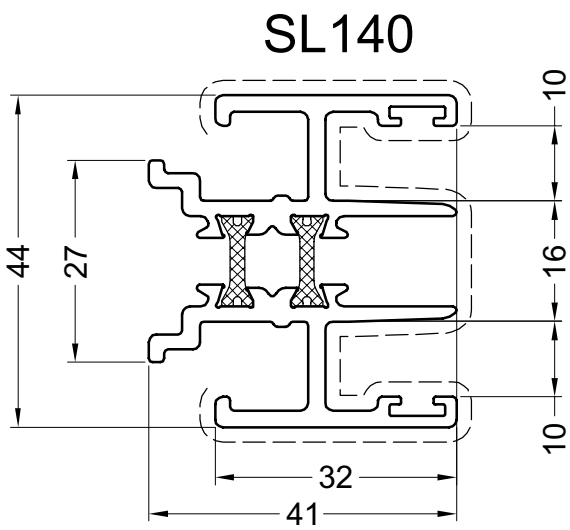
Secundaire zichtbare zijde  
Face visible secondaire  
Secondär sichtbare Seite  
Secondary visible side

20/11/07

**23**

MIDDENSTIJLEN  
PROFIL CHICANE  
WECHSELPROFIL  
CHICANE

PROFIELEN - PROFILS- PROFILE - PROFILES

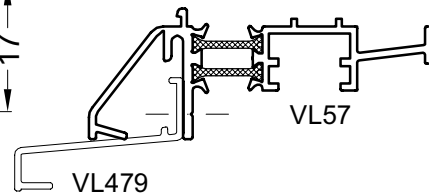
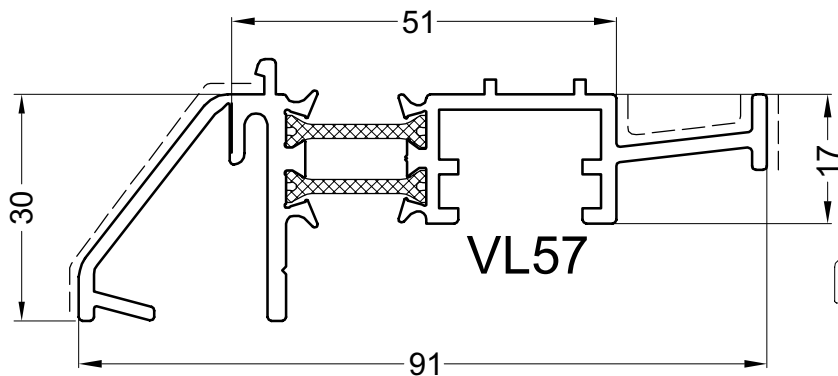


sla09

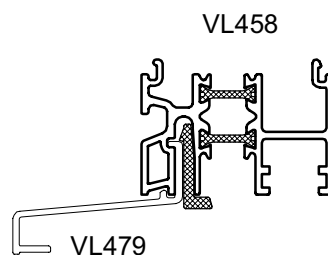
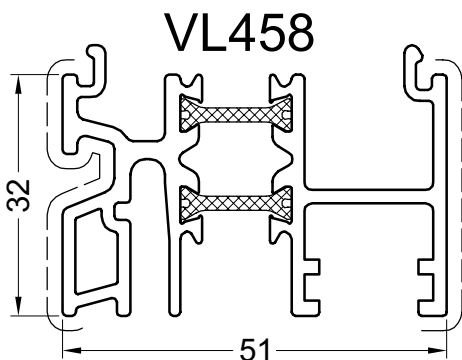
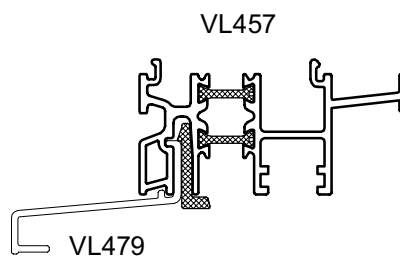
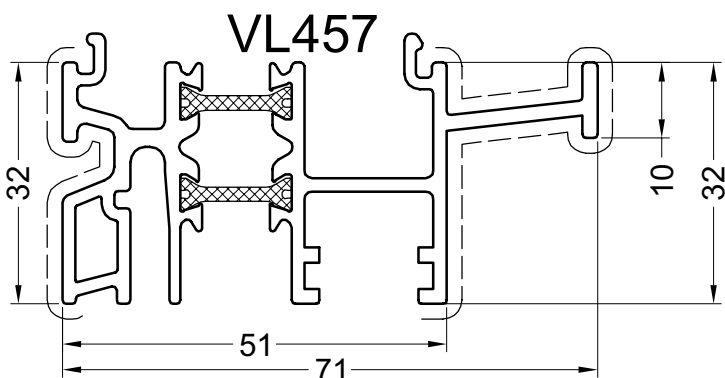
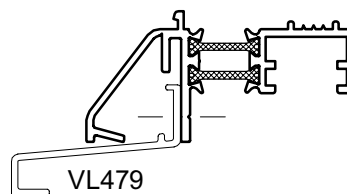
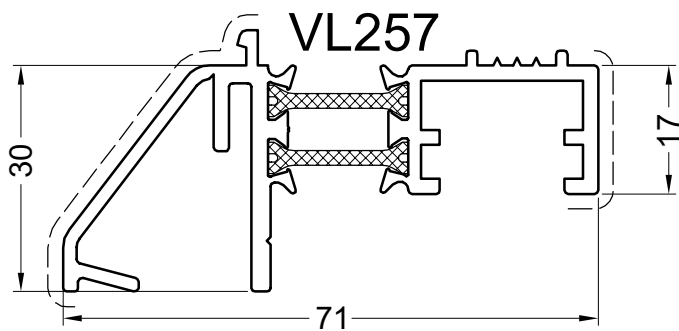


VENSTERDORPELS  
SEUIL  
PUTZWASSERPROFILE  
SILL MEMBER

PROFIELEN - PROFILS- PROFILE - PROFILES



VL257



SLA12

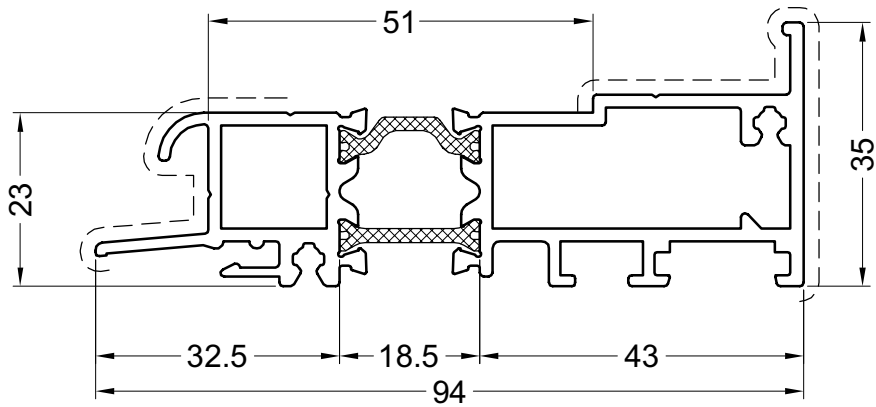
Primaire zichtbare zijde  
Face visible primaire  
Primär sichtbare Seite  
Primary visible side

Secundaire zichtbare zijde  
Face visible secondaire  
Secundär sichtbare Seite  
Secondary visible side

VENSTERDORPELS  
SEUIL  
PUTZWASSERPROFILE  
SILL MEMBER

PROFIELEN - PROFILS- PROFILE - PROFILES

## TL057

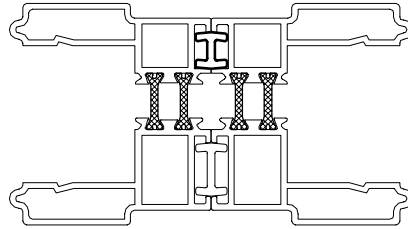
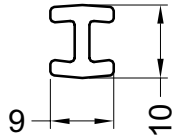


sla16

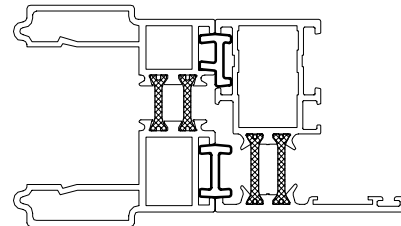
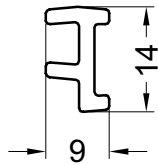
KOPPELPROFIELEN  
COUPLAGE  
KUPPLUNG  
COUPLING MULLION

PROFIELEN - PROFILS- PROFILE - PROFILES

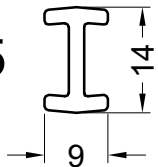
SL075



VR075



VL75



sla10

Primaire zichtbare zijde  
Face visible primaire  
Primär sichtbare Seite  
Primary visible side

Secundaire zichtbare zijde  
Face visible secondaire  
Secondär sichtbare Seite  
Secondary visible side

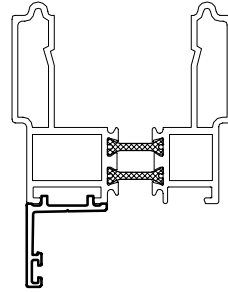
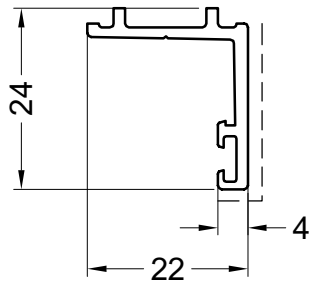
20/11/07

27

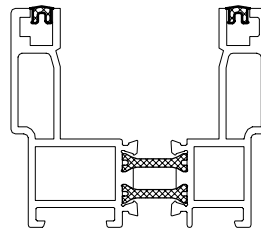
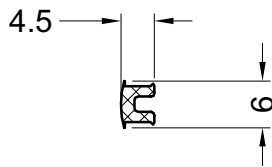
DIVERSE PROFIELEN  
PROFILS DIVERS  
DIVERS PROFILLEN  
VARIED PROFILES

PROFIELEN - PROFILS- PROFILE - PROFILES

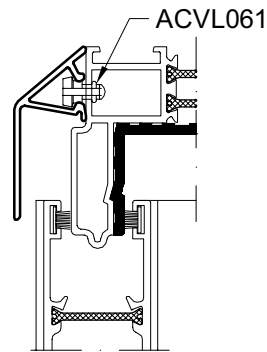
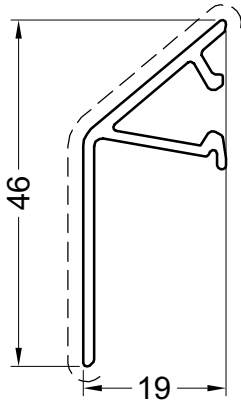
VG12



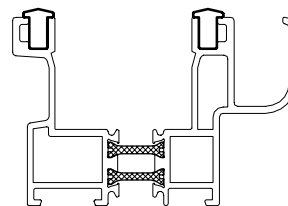
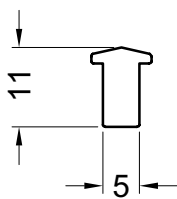
VG52



SL076



SL1053A

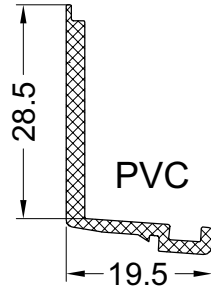


sla11

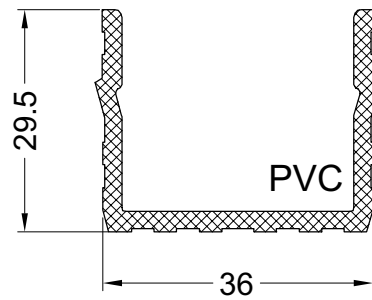
DIVERSE PROFIELEN  
PROFILS DIVERS  
DIVERS PROFILS  
VARIED PROFILES

PROFIELEN - PROFILS - PROFILE - PROFILES

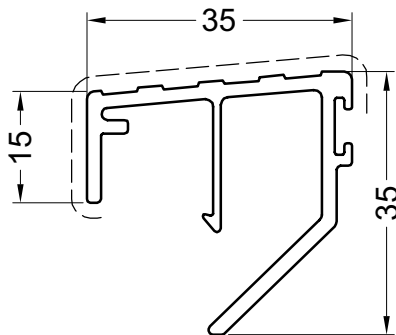
**SL051**



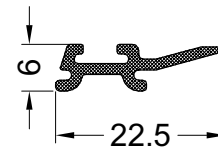
**SL050**



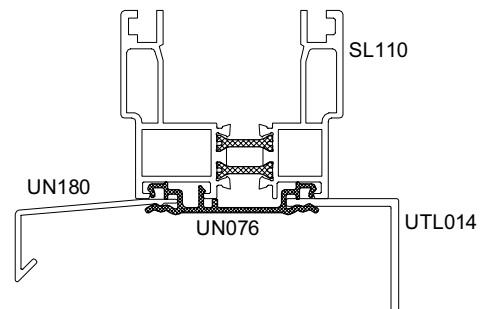
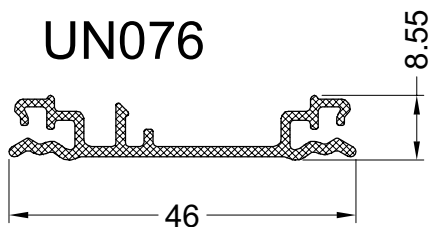
**SL014**



**SL1029**



**UN076**



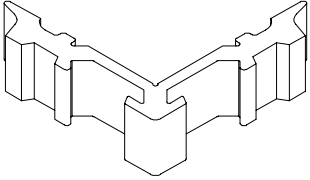
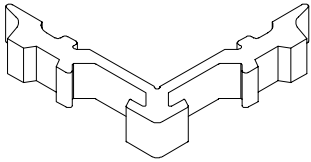
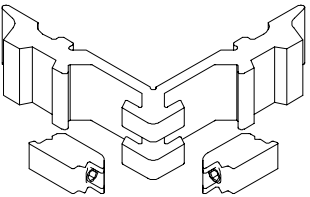

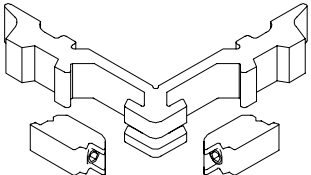


sla15

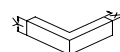
Primaire zichtbare zijde  
Face visible primaire  
Primär sichtbare Seite  
Primary visible side

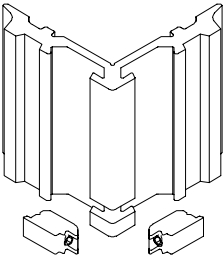

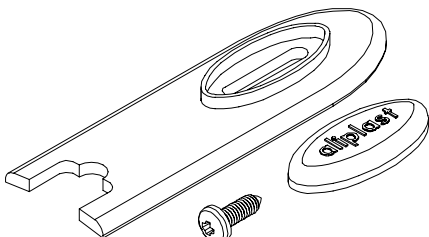
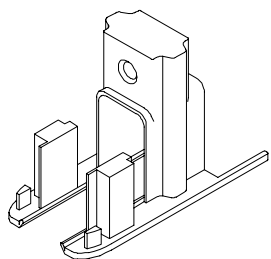
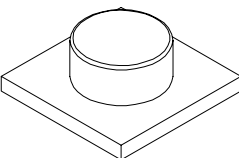
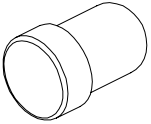
Secundaire zichtbare zijde  
Face visible secondaire  
Secondär sichtbare Seite  
Secondary visible side

5/2/08



		Verp. per Emb. par Pack pr.	Einheid Unité Einheit Unit	Toepassing Application Anwendung Application	Kleur Couleur Farbe Color
 <p><b>ACSL012A</b></p> <ul style="list-style-type: none"> <li>-Pershoek voor buitenste kamer</li> <li>-Clame à presser pour chambre extérieure</li> <li>-Eckverbinder Stanzbar für aussere kammer</li> <li>-Clamping corner for outside chamber</li> </ul> <p><b>X=12mm Y=18mm</b></p>	1 24	Stuk Pièce Stück Piece	SL010 SL013 SL110 SL113 SL1010	BR AN KL GS Z W	
 <p><b>ACSL012B</b></p> <ul style="list-style-type: none"> <li>-Pershoek voor binnenste kamer</li> <li>-Clame à presser pour chambre intérieure</li> <li>-Eckverbinder Stanzbar für innere kammer</li> <li>-Clamping corner for inside chamber</li> </ul> <p><b>X=12mm Y=11mm</b></p>	1 24	Stuk Pièce Stück Piece	SL010 SL013 SL110 SL113 SL310 SL1010 SL1012	BR AN KL GS Z W	
 <p><b>ACSL013A</b></p> <ul style="list-style-type: none"> <li>-Schroefhoek voor buitenste kamer</li> <li>-Clame à visser pour chambre extérieure</li> <li>-Eckverbinder Schraubbar für aussere kammer</li> <li>-Square coupling joint for outside chamber</li> </ul> <p><b>X=12mm Y=18mm</b></p> <p> <b>ACVG65</b></p>	1 24	Stuk Pièce Stück Piece	SL010 SL013 SL110 SL113 SL1010	BR AN KL GS Z W	
 <p><b>ACSL013B</b></p> <ul style="list-style-type: none"> <li>-Schroefhoek voor binnenste kamer</li> <li>-Clame à visser pour chambre intérieure</li> <li>-Eckverbinder Schraubbar für innere kammer</li> <li>-Square coupling joint for inside chamber</li> </ul> <p><b>X=12mm Y=11mm</b></p> <p> <b>ACVG65</b></p>	1 24	Stuk Pièce Stück Piece	SL010 SL013 SL110 SL113 SL310 SL1010 SL1012	BR AN KL GS Z W	
 <p><b>ACSL015A</b></p> <ul style="list-style-type: none"> <li>-Pershoek voor buitenste kamer</li> <li>-Clame à presser pour chambre extérieure</li> <li>-Eckverbinder Stanzbar für aussere kammer</li> <li>-Clamping corner for outside chamber</li> </ul> <p><b>X=12mm Y=66mm</b></p>	1 24	Stuk Pièce Stück Piece	SL310 SL1012	BR AN KL GS Z W	



		Verp. per Emb. par Pack pr. Pack pr.	Eenheid Unité Einheit Unit	Toepassing Application Anwendung Application	Kleur Couleur Farbe Color											
 <p><b>ACSL016A</b> -Schroefhoek voor buitenste kamer -Clame à visser pour chambre extérieure -Eckverbinder Schraubbar für aussere kammer -Square coupling joint for outside chamber</p> <p>X=12mm Y=66mm</p>  ACVG65	1 24	Stuk Pièce Stück Pièce	SL310 SL1012	<table border="1"> <tr><td>BR</td><td></td></tr> <tr><td>AN</td><td></td></tr> <tr><td>KL</td><td></td></tr> <tr><td>GS</td><td></td></tr> <tr><td>Z</td><td></td></tr> <tr><td>W</td><td></td></tr> </table>	BR		AN		KL		GS		Z		W	
BR																
AN																
KL																
GS																
Z																
W																
 <p><b>ACSL020</b> -Sluistuk raildoorgang -Closoir passage rail -Abdeckkappe -Central plug</p>	1	Stuk Pièce Stück Pièce	SL030 SL031 SL032 SL1030 SL1031 SL1032	<table border="1"> <tr><td>BR</td><td></td></tr> <tr><td>AN</td><td></td></tr> <tr><td>KL</td><td></td></tr> <tr><td>GS</td><td></td></tr> <tr><td>Z</td><td>X</td></tr> <tr><td>W</td><td>X</td></tr> </table>	BR		AN		KL		GS		Z	X	W	X
BR																
AN																
KL																
GS																
Z	X															
W	X															
 <p><b>ACSL021</b> -Eindstuk -Embout -End stück -Sealing member</p>	1	Stuk Pièce Stück Pièce	SL020 SL120 SL220	<table border="1"> <tr><td>BR</td><td></td></tr> <tr><td>AN</td><td></td></tr> <tr><td>KL</td><td></td></tr> <tr><td>GS</td><td></td></tr> <tr><td>Z</td><td>X</td></tr> <tr><td>W</td><td>X</td></tr> </table>	BR		AN		KL		GS		Z	X	W	X
BR																
AN																
KL																
GS																
Z	X															
W	X															
 <p><b>ACSL022</b> -Sluistootbuffer -Buteé de fermeture -Stossklotz -Stop block</p>	1	Stuk Pièce Stück Pièce	SL020 SL120 SL220 + SL010 SL013	<table border="1"> <tr><td>BR</td><td></td></tr> <tr><td>AN</td><td></td></tr> <tr><td>KL</td><td></td></tr> <tr><td>GS</td><td></td></tr> <tr><td>Z</td><td>X</td></tr> <tr><td>W</td><td></td></tr> </table>	BR		AN		KL		GS		Z	X	W	
BR																
AN																
KL																
GS																
Z	X															
W																
 <p><b>ACSL023</b> -Sluistootbuffer -Buteé de fermeture -Stossklotz -Stop block</p>	1	Stuk Pièce Stück Pièce	SL1020 + SL010 SL013	<table border="1"> <tr><td>BR</td><td></td></tr> <tr><td>AN</td><td></td></tr> <tr><td>KL</td><td></td></tr> <tr><td>GS</td><td></td></tr> <tr><td>Z</td><td>X</td></tr> <tr><td>W</td><td></td></tr> </table>	BR		AN		KL		GS		Z	X	W	
BR																
AN																
KL																
GS																
Z	X															
W																

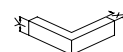
BR = BRUT - BRUT - ROH - BRUT  
AN (X) = ANODISATIE - ANODISE - ELOXIERT - ANODISED  
AN (■) = GELAKT - LAQUE - LACKIERT - LACQUERED -- RAL9006M  
KL = STANDAARDKLEUREN - COULEUR STANDARD - BASIS FARBEN - BASIC COLORS  
GS = GEMOFFELD SPECIAAL - LAQUE SPECIAL - SPECIALFARBE - SPECIAL COLOR  
Z = ZWART - NOIR - SCHWARZ - BLACK  
W = WIT - BLANC - WEISS - WHITE




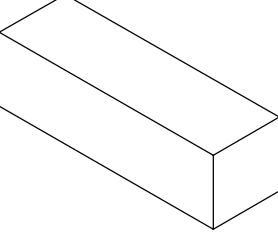
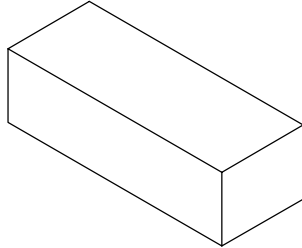
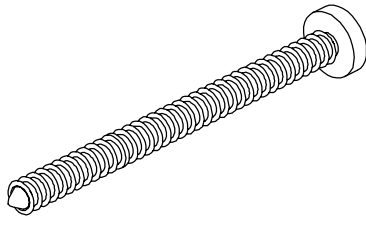
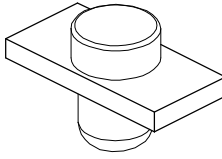
GEREEDSCHAP - OUTILLAGE  
WERKZEUG - TOOL



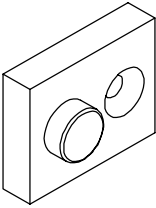
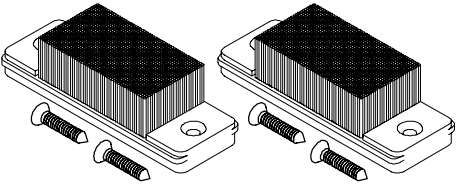
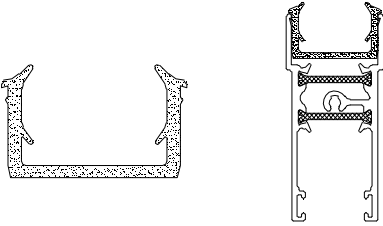
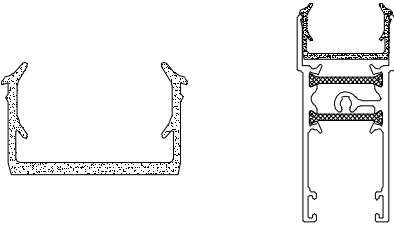
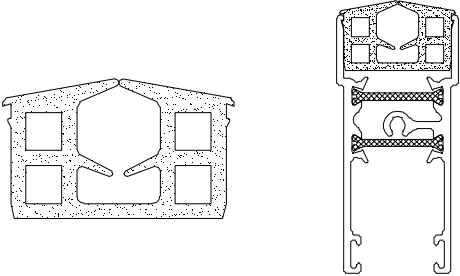
BEVESTIGING - FIXATION  
BEFESTIGUNG - FIXATION





	Verp. per Emb. par Pack pr.	Einheid Unité Einheit Unit	Toepassing Application Anwendung Application	Kleur Couleur Farbe Color												
 <p><b>ACSL024</b> -Afdekkapje waterafvoer -Capuchon écoulement d'eau -Abdeckkappe entwässerung -Drain hole cover</p>	1 100	Stuk Pièce Stück Pièce	SL010 SL013 SL110 SL113 SL310 SL1012	<table border="1"> <tr><td>BR</td><td></td></tr> <tr><td>AN</td><td></td></tr> <tr><td>KL</td><td>X</td></tr> <tr><td>GS</td><td></td></tr> <tr><td>Z</td><td>X</td></tr> <tr><td>W</td><td>X</td></tr> </table>	BR		AN		KL	X	GS		Z	X	W	X
BR																
AN																
KL	X															
GS																
Z	X															
W	X															
 <p><b>ACSL025</b> -Anti-uithefstuk -Pièce anti-dégondage -Aushebe sperre -Lift-out security</p>	1	Stuk Pièce Stück Pièce	SL010	<table border="1"> <tr><td>BR</td><td></td></tr> <tr><td>AN</td><td></td></tr> <tr><td>KL</td><td></td></tr> <tr><td>GS</td><td></td></tr> <tr><td>Z</td><td></td></tr> <tr><td>W</td><td></td></tr> </table>	BR		AN		KL		GS		Z		W	
BR																
AN																
KL																
GS																
Z																
W																
 <p><b>ACSL026</b> -Anti-uithefstuk -Pièce anti-dégondage -Aushebe sperre -Lift-out security</p>	1	Stuk Pièce Stück Pièce	SL110 SL1010	<table border="1"> <tr><td>BR</td><td></td></tr> <tr><td>AN</td><td></td></tr> <tr><td>KL</td><td></td></tr> <tr><td>GS</td><td></td></tr> <tr><td>Z</td><td></td></tr> <tr><td>W</td><td></td></tr> </table>	BR		AN		KL		GS		Z		W	
BR																
AN																
KL																
GS																
Z																
W																
 <p><b>ACSL027</b> -Schroef DIN7981 4.8x60mm -Vis DIN7981 4.8x60mm -Schraube DIN7981 4.8x60mm -Screw DIN7981 4.8x60mm</p>	200	Stuks Pièces Stücke Pièces	SL030 SL1021 SL1030	<table border="1"> <tr><td>BR</td><td></td></tr> <tr><td>AN</td><td></td></tr> <tr><td>KL</td><td></td></tr> <tr><td>GS</td><td></td></tr> <tr><td>Z</td><td></td></tr> <tr><td>W</td><td></td></tr> </table>	BR		AN		KL		GS		Z		W	
BR																
AN																
KL																
GS																
Z																
W																
 <p><b>ACSL028</b> -Stootbuffer -Butée -Stopper -Buffer</p>	1	Stuks Pièces Stücke Pièces	SL1020 SL1120 + SL110 SL113 SL310 SL1010 SL1012	<table border="1"> <tr><td>BR</td><td></td></tr> <tr><td>AN</td><td></td></tr> <tr><td>KL</td><td></td></tr> <tr><td>GS</td><td></td></tr> <tr><td>Z</td><td>X</td></tr> <tr><td>W</td><td></td></tr> </table>	BR		AN		KL		GS		Z	X	W	
BR																
AN																
KL																
GS																
Z	X															
W																



		Verp. per Emb. par Pack pr. Pack pr.	Eenheid Unité Einheit Unit	Toepassing Application Anwendung Application	Kleur Couleur Farbe Color												
	<b>ACSL029</b> -Stootbuffer -Butée -Stopper -Buffer	1	Stuks Pièces Stücke Pieces	SL020 + SL110 SL113 SL310 SL1010 SL1012	<table border="1"> <tr><td>BR</td><td></td></tr> <tr><td>AN</td><td></td></tr> <tr><td>KL</td><td></td></tr> <tr><td>GS</td><td></td></tr> <tr><td>Z</td><td>X</td></tr> <tr><td>W</td><td></td></tr> </table>	BR		AN		KL		GS		Z	X	W	
BR																	
AN																	
KL																	
GS																	
Z	X																
W																	
	<b>ACSL030</b> -Centrale dichting onder + boven -Etanchéité centrale inf. et sup. -Mitteldichtung unter und oben -Plug for risers and antidust top and bottom	1	Set	SL010 SL013 SL110 SL113 SL310 SL1010 SL1012	<table border="1"> <tr><td>BR</td><td></td></tr> <tr><td>AN</td><td></td></tr> <tr><td>KL</td><td></td></tr> <tr><td>GS</td><td></td></tr> <tr><td>Z</td><td></td></tr> <tr><td>W</td><td></td></tr> </table>	BR		AN		KL		GS		Z		W	
BR																	
AN																	
KL																	
GS																	
Z																	
W																	
	<b>ACSL031</b> -Beglazingsrubber voor glas 20-21mm -Joint de vitrage pour verre 20-21mm -Glasdichtung für glas 20-21mm -Glazing gasket for glass 20-21mm	50	m	SL020 SL030 SL031 SL032 SL120 SL220 SL1020 SL1021 SL1033 SL1120 SL1030 SL1031 SL1032	<table border="1"> <tr><td>BR</td><td></td></tr> <tr><td>AN</td><td></td></tr> <tr><td>KL</td><td></td></tr> <tr><td>GS</td><td></td></tr> <tr><td>Z</td><td></td></tr> <tr><td>W</td><td></td></tr> </table>	BR		AN		KL		GS		Z		W	
BR																	
AN																	
KL																	
GS																	
Z																	
W																	
	<b>ACSL032</b> -Beglazingsrubber voor glas 22-23-24mm -Joint de vitrage pour verre 22-23-24mm -Glasdichtung für glas 22-23-24mm -Glazing gasket for glass 22-23-24mm	50	m	SL020 SL030 SL031 SL032 SL120 SL220 SL1020 SL1021 SL1033 SL1120 SL1030 SL1031 SL1032	<table border="1"> <tr><td>BR</td><td></td></tr> <tr><td>AN</td><td></td></tr> <tr><td>KL</td><td></td></tr> <tr><td>GS</td><td></td></tr> <tr><td>Z</td><td></td></tr> <tr><td>W</td><td></td></tr> </table>	BR		AN		KL		GS		Z		W	
BR																	
AN																	
KL																	
GS																	
Z																	
W																	
	<b>ACSL033</b> -Beglazingsrubber voor glas 6-9mm -Joint de vitrage pour verre 6-9mm -Glasdichtung für glas 6-9mm -Glazing gasket for glass 6-9mm	50	m	SL020 SL030 SL031 SL032 SL120 SL220 SL1020 SL1021 SL1033 SL1120 SL1030 SL1031 SL1032	<table border="1"> <tr><td>BR</td><td></td></tr> <tr><td>AN</td><td></td></tr> <tr><td>KL</td><td></td></tr> <tr><td>GS</td><td></td></tr> <tr><td>Z</td><td></td></tr> <tr><td>W</td><td></td></tr> </table>	BR		AN		KL		GS		Z		W	
BR																	
AN																	
KL																	
GS																	
Z																	
W																	

BR = BRUT - BRUT - ROH - BRUT

AN (X) = ANODISATIE - ANODISE - ELOXIERT - ANODISED

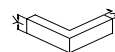
AN (■) = GELAKT - LAQUE - LACKIERT - LACQUERED -- RAL9006M

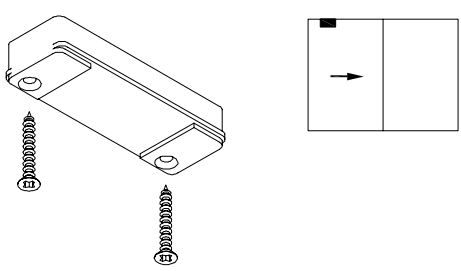
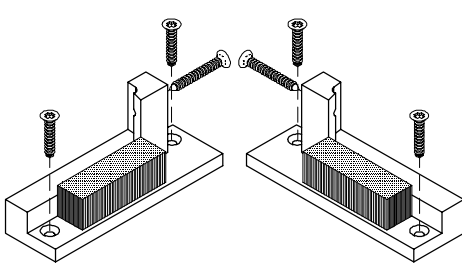
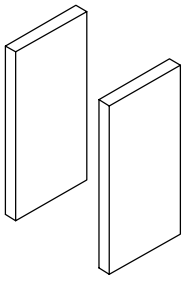
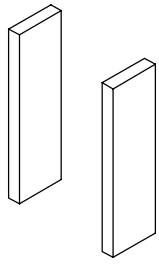

KL = STANDAARDKLEUREN - COULEUR STANDARD - BASIS FARBEN - BASIC COLORS

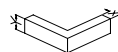
GS = GEMOFFELD SPECIAAL - LAQUE SPECIAL - SPECIALFARBE - SPECIAL COLOR

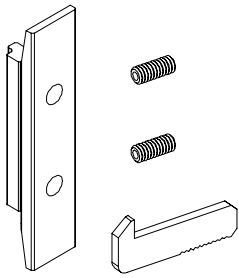
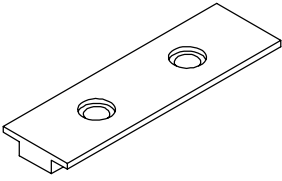
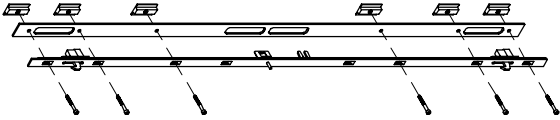
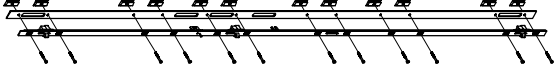

Z = ZWART - NOIR - SCHWARZ - BLACK

W = WIT - BLANC - WEISS - WHITE



GEREEDSCHAP - OUTILLAGE  
WERKZEUG - TOOLBEVESTIGING - FIXATION  
BEFESTIGUNG - FIXATION

	Verp. per Emb. par Pack pr.	Einheid Unit	Toepassing Application	Kleur Couleur												
 <p><b>ACSL035</b> -Anti-uithefstuk -Pièce anti-dégondage -Aushebe sperre -Lift-out security</p>	1	Stuk Pièce Stück Pièce	SL010 SL013 SL110 SL113 SL310 SL1010 SL1012	<table border="1"> <tr><td>BR</td><td></td></tr> <tr><td>AN</td><td></td></tr> <tr><td>KL</td><td></td></tr> <tr><td>GS</td><td></td></tr> <tr><td>Z</td><td></td></tr> <tr><td>W</td><td></td></tr> </table>	BR		AN		KL		GS		Z		W	
BR																
AN																
KL																
GS																
Z																
W																
 <p><b>ACSL037</b> -Steun voor vaste kader -Support pour cadre fixe -Klotz für feste rahmen -Support for fixed frame</p>	1	Set	SL010 SL013 SL110 SL113 SL310 SL1010 SL1012	<table border="1"> <tr><td>BR</td><td></td></tr> <tr><td>AN</td><td></td></tr> <tr><td>KL</td><td></td></tr> <tr><td>GS</td><td></td></tr> <tr><td>Z</td><td></td></tr> <tr><td>W</td><td></td></tr> </table>	BR		AN		KL		GS		Z		W	
BR																
AN																
KL																
GS																
Z																
W																
 <p><b>ACSL038</b> -Blokkage voor vaste kader met SL020 -Bloc pour cadre fixe avec SL020 -Block für feste rahmen mit SL020 -Block for fixed frame with SL020</p>	1	Set	SL020 SL110 SL113 SL310 SL1010 SL1012	<table border="1"> <tr><td>BR</td><td></td></tr> <tr><td>AN</td><td></td></tr> <tr><td>KL</td><td></td></tr> <tr><td>GS</td><td></td></tr> <tr><td>Z</td><td></td></tr> <tr><td>W</td><td></td></tr> </table>	BR		AN		KL		GS		Z		W	
BR																
AN																
KL																
GS																
Z																
W																
 <p><b>ACSL039</b> -Blokkage voor vaste kader met SL1020 -Bloc pour cadre fixe avec SL1020 -Block für feste rahmen mit SL1020 -Block for fixed frame with SL1020</p>	1	Set	SL1020 SL110 SL113 SL310 SL1010 SL1012	<table border="1"> <tr><td>BR</td><td></td></tr> <tr><td>AN</td><td></td></tr> <tr><td>KL</td><td></td></tr> <tr><td>GS</td><td></td></tr> <tr><td>Z</td><td></td></tr> <tr><td>W</td><td></td></tr> </table>	BR		AN		KL		GS		Z		W	
BR																
AN																
KL																
GS																
Z																
W																
 <p><b>ACSL048</b> -Clikmatic 2de vleugel -Clikmatic 2ième vantail -Clikmatic zweiter flügel -Clikmatic 2nd vent</p>	1	Stuk Pièce Stück Pièce	SL020 SL1020	<table border="1"> <tr><td>BR</td><td>X</td></tr> <tr><td>AN</td><td>X</td></tr> <tr><td>KL</td><td>X</td></tr> <tr><td>GS</td><td>X</td></tr> <tr><td>Z</td><td>X</td></tr> <tr><td>W</td><td>X</td></tr> </table>	BR	X	AN	X	KL	X	GS	X	Z	X	W	X
BR	X															
AN	X															
KL	X															
GS	X															
Z	X															
W	X															


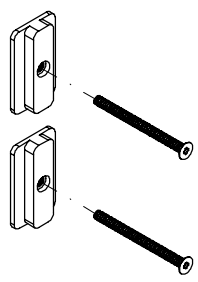





		Verp. per Emb. par Pack pr. Pack pr.	Eenheid Unité Einheit Unit	Toepassing Application Anwendung Application	Kleur Couleur Farbe Color												
	<b>ACSL049</b> -Haak + slotplaat -Pène + gache -Haken + Schliessplatte -Pin + lock plate	1	Stuk Pièce Stück Pièce	SL1010	<table border="1"> <tr><td>BR</td><td></td></tr> <tr><td>AN</td><td></td></tr> <tr><td>KL</td><td></td></tr> <tr><td>GS</td><td></td></tr> <tr><td>Z</td><td>X</td></tr> <tr><td>W</td><td></td></tr> </table>	BR		AN		KL		GS		Z	X	W	
BR																	
AN																	
KL																	
GS																	
Z	X																
W																	
	<b>ACSL057</b> -Glassteun -Support cale de vitrage -Klotz-auflage -Glazing support	1	Stuk Pièce Stück Pièce		<table border="1"> <tr><td>BR</td><td></td></tr> <tr><td>AN</td><td></td></tr> <tr><td>KL</td><td></td></tr> <tr><td>GS</td><td></td></tr> <tr><td>Z</td><td></td></tr> <tr><td>W</td><td></td></tr> </table>	BR		AN		KL		GS		Z		W	
BR																	
AN																	
KL																	
GS																	
Z																	
W																	
 L = 1020mm	<b>ACSL074</b> -2 Puntslot -Serrure 2 point -2 Punkt schloss -Lock with 2 points	1	Stuk Pièce Stück Pièce	SL020 ACSL076 ACSL077 ACSL080 ACSL081 ACSL082 ACSL085 ACSL086	<table border="1"> <tr><td>BR</td><td></td></tr> <tr><td>AN</td><td></td></tr> <tr><td>KL</td><td></td></tr> <tr><td>GS</td><td></td></tr> <tr><td>Z</td><td></td></tr> <tr><td>W</td><td></td></tr> </table>	BR		AN		KL		GS		Z		W	
BR																	
AN																	
KL																	
GS																	
Z																	
W																	
 L = 1810mm	<b>ACSL075</b> -3 Puntslot -Serrure 3 point -3 Punkt schloss -Lock with 3 points	1	Stuk Pièce Stück Pièce	SL020 ACSL076 ACSL077 ACSL080 ACSL081 ACSL082 ACSL085 ACSL086	<table border="1"> <tr><td>BR</td><td></td></tr> <tr><td>AN</td><td></td></tr> <tr><td>KL</td><td></td></tr> <tr><td>GS</td><td></td></tr> <tr><td>Z</td><td></td></tr> <tr><td>W</td><td></td></tr> </table>	BR		AN		KL		GS		Z		W	
BR																	
AN																	
KL																	
GS																	
Z																	
W																	
	<b>ACSL076</b> -Slotplaatje -Gache -Schliesplatte -Lock plate	1	Stuk Pièce Stück Pièce	SL010 SL013 ACSL074 ACSL075	<table border="1"> <tr><td>BR</td><td></td></tr> <tr><td>AN</td><td></td></tr> <tr><td>KL</td><td></td></tr> <tr><td>GS</td><td></td></tr> <tr><td>Z</td><td></td></tr> <tr><td>W</td><td></td></tr> </table>	BR		AN		KL		GS		Z		W	
BR																	
AN																	
KL																	
GS																	
Z																	
W																	

BR = BRUT - BRUT - ROH - BRUT  
 AN (X) = ANODISATIE - ANODISE - ELOXIERT - ANODISED  
 AN (■) = GELAKT - LAQUE - LACKIERT - LACQUERED -- RAL9006M  
 KL = STANDAARDKLEUREN - COULEUR STANDARD - BASIS FARBEN - BASIC COLORS  
 GS = GEMOFFELD SPECIAAL - LAQUE SPECIAL - SPECIALFARBE - SPECIAL COLOR  
 Z = ZWART - NOIR - SCHWARZ - BLACK  
 W = WIT - BLANC - WEISS - WHITE

 GEREEDSCHAP - OUTILLAGE  
 WERKZEUG - TOOL  
 BEVESTIGING - FIXATION  
 BEFESTIGUNG - FIXATION



	Verp. per Emb. par Pack pr.	Einheid Unit	Toepassing Application Anwendung	Kleur Couleur Farbe Color												
 <p><b>ACSL077</b> -Slotplaatje -Gache -Schliesplatte -Lock plate</p>	1	Stuk Pièce Stück Piece	SL110 SL113 SL310 ACSL074 ACSL075	<table border="1"> <tr><td>BR</td><td></td></tr> <tr><td>AN</td><td></td></tr> <tr><td>KL</td><td></td></tr> <tr><td>GS</td><td></td></tr> <tr><td>Z</td><td></td></tr> <tr><td>W</td><td></td></tr> </table>	BR		AN		KL		GS		Z		W	
BR																
AN																
KL																
GS																
Z																
W																
 <p><b>ACSL078</b> -Bevestiging voor slotplaat -Fixation pour gache -Fixierung für Schliesplatte -Fixing for lock plate</p>	1	Stuk Pièce Stück Piece	SL020 SL140 ACSL076	<table border="1"> <tr><td>BR</td><td></td></tr> <tr><td>AN</td><td></td></tr> <tr><td>KL</td><td></td></tr> <tr><td>GS</td><td></td></tr> <tr><td>Z</td><td></td></tr> <tr><td>W</td><td></td></tr> </table>	BR		AN		KL		GS		Z		W	
BR																
AN																
KL																
GS																
Z																
W																
 <p><b>ACSL080</b> -Binnenkruk met klep voor meerpuntsluiting -Verrou intérieure à levier avec poignée de tirage intégrée pour fermeture multi-points -Schieber innen mit integriert handgriff für multipunkte Verschluss -Bar inside with integrated handle for multilock</p>	1	Stuk Pièce Stück Piece	SL020 ACSL074 ACSL075	<table border="1"> <tr><td>BR</td><td>X</td></tr> <tr><td>AN</td><td></td></tr> <tr><td>KL</td><td>X</td></tr> <tr><td>GS</td><td>X</td></tr> <tr><td>Z</td><td>X</td></tr> <tr><td>W</td><td>X</td></tr> </table>	BR	X	AN		KL	X	GS	X	Z	X	W	X
BR	X															
AN																
KL	X															
GS	X															
Z	X															
W	X															
 <p><b>ACSL081</b> -Binnenkruk met cilindergat voor meerpuntsluiting -Serrure intérieure avec poignée de tirage intégrée avec trou de cylindre pour fermeture multi-points -Krucke innen mit Zylinderloch für multipunkte Verschluss -Inside handle with cylinder gap for multilock</p>	1	Stuk Pièce Stück Piece	SL020 ACSL074 ACSL075 ACMX1601 ACMX1611 ACMX1612	<table border="1"> <tr><td>BR</td><td>X</td></tr> <tr><td>AN</td><td></td></tr> <tr><td>KL</td><td>X</td></tr> <tr><td>GS</td><td>X</td></tr> <tr><td>Z</td><td>X</td></tr> <tr><td>W</td><td>X</td></tr> </table>	BR	X	AN		KL	X	GS	X	Z	X	W	X
BR	X															
AN																
KL	X															
GS	X															
Z	X															
W	X															
 <p><b>ACSL082</b> -Vaste binnenkruk voor 4 delige ramen voor meerpuntsluiting -Poignée fixe de tirage intérieure pour 4 parts pour fermeture multi-points -Feste Handgriff innen für 4 teilig Rahmen für multipunkte Verschluss -Fixed handle inside for 4 parts window for multilock</p>	1	Stuk Pièce Stück Piece	SL020 ACSL074 ACSL075	<table border="1"> <tr><td>BR</td><td>X</td></tr> <tr><td>AN</td><td></td></tr> <tr><td>KL</td><td>X</td></tr> <tr><td>GS</td><td>X</td></tr> <tr><td>Z</td><td>X</td></tr> <tr><td>W</td><td>X</td></tr> </table>	BR	X	AN		KL	X	GS	X	Z	X	W	X
BR	X															
AN																
KL	X															
GS	X															
Z	X															
W	X															

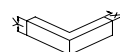
BR = BRUT - BRUT - ROH - BRUT  
 AN (X) = ANODISATIE - ANODISE - ELOXIERT - ANODISED  
 AN (■) = GELAKT - LAQUE - LACKIERT - LACQUERED -- RAL9006M  
 KL = STANDAARDKLEUREN - COULEUR STANDARD - BASIS FARBEN - BASIC COLORS  
 GS = GEMOFFELD SPECIAAL - LAQUE SPECIAL - SPECIALFARBE - SPECIAL COLOR  
 Z = ZWART - NOIR - SCHWARZ - BLACK  
 W = WIT - BLANC - WEISS - WHITE



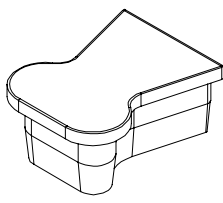
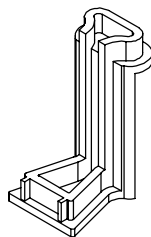
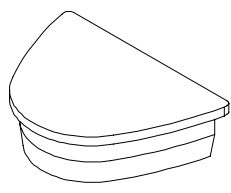


GEREEDSCHAP - OUTILLAGE  
WERKZEUG - TOOL





BEVESTIGING - FIXATION  
BEFESTIGUNG - FIXATION

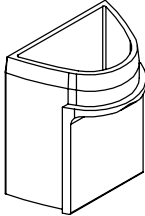






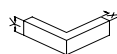
		Verp. per Emb. par Pack pr. Pack pr.	Eenheid Unité Einheit Unit	Toepassing Application Anwendung Application	Kleur Couleur Farbe Color												
	<p><b>ACSL085</b></p> <p>-Vaste buitenkruk zonder cilindergat voor meerpuntsluiting -Poignée fixe de tirage extérieure sans trou de cylindre pour fermeture multi-points -Feste Handgriff aussen ohne zylinder loch für multipunkte Verschluss -Fixed handle outside without cylinder gap for multilock</p>	1	Stuk Pièce Stück Pièce	SL020 ACSL074 ACSL075	<table border="1"> <tr><td>BR</td><td>X</td></tr> <tr><td>AN</td><td></td></tr> <tr><td>KL</td><td>X</td></tr> <tr><td>GS</td><td>X</td></tr> <tr><td>Z</td><td>X</td></tr> <tr><td>W</td><td>X</td></tr> </table>	BR	X	AN		KL	X	GS	X	Z	X	W	X
BR	X																
AN																	
KL	X																
GS	X																
Z	X																
W	X																
	<p><b>ACSL086</b></p> <p>-Buitenkruk met cilindergat voor meerpuntsluiting -Poignée de tirage extérieure avec trou de cylindre pour fermeture multi-points -Handgriff aussen mit Zylinder loch für multipunkte Verschluss -Outside handle with cylinder gap for multilock</p>	1	Stuk Pièce Stück Pièce	SL020 ACSL074 ACSL075	<table border="1"> <tr><td>BR</td><td>X</td></tr> <tr><td>AN</td><td></td></tr> <tr><td>KL</td><td>X</td></tr> <tr><td>GS</td><td>X</td></tr> <tr><td>Z</td><td>X</td></tr> <tr><td>W</td><td>X</td></tr> </table>	BR	X	AN		KL	X	GS	X	Z	X	W	X
BR	X																
AN																	
KL	X																
GS	X																
Z	X																
W	X																
	<p><b>ACSL120</b></p> <p>-Eindstuk -Embout -Endstück -Sealing member</p>	1 100	Stuk Pièce Stück Pièce	SL120 SL220 SL1120	<table border="1"> <tr><td>BR</td><td></td></tr> <tr><td>AN</td><td></td></tr> <tr><td>KL</td><td></td></tr> <tr><td>GS</td><td></td></tr> <tr><td>Z</td><td>X</td></tr> <tr><td>W</td><td>X</td></tr> </table>	BR		AN		KL		GS		Z	X	W	X
BR																	
AN																	
KL																	
GS																	
Z	X																
W	X																
	<p><b>ACSL121</b></p> <p>-Eindstuk -Embout -Endstück -Sealing member</p>	1 100	Stuk Pièce Stück Pièce	SL120 SL220 SL1120	<table border="1"> <tr><td>BR</td><td></td></tr> <tr><td>AN</td><td></td></tr> <tr><td>KL</td><td></td></tr> <tr><td>GS</td><td></td></tr> <tr><td>Z</td><td>X</td></tr> <tr><td>W</td><td>X</td></tr> </table>	BR		AN		KL		GS		Z	X	W	X
BR																	
AN																	
KL																	
GS																	
Z	X																
W	X																
	<p><b>ACSL131</b></p> <p>-Eindstuk -Embout -Endstück -Sealing member</p>	1 100	Stuk Pièce Stück Pièce	SL031 SL1031	<table border="1"> <tr><td>BR</td><td></td></tr> <tr><td>AN</td><td></td></tr> <tr><td>KL</td><td></td></tr> <tr><td>GS</td><td></td></tr> <tr><td>Z</td><td>X</td></tr> <tr><td>W</td><td>X</td></tr> </table>	BR		AN		KL		GS		Z	X	W	X
BR																	
AN																	
KL																	
GS																	
Z	X																
W	X																

BR = BRUT - BRUT - ROH - BRUT  
 AN (X) = ANODISATIE - ANODISE - ELOXIERT - ANODISED  
 AN (■) = GELAKT - LAQUE - LACKIERT - LACQUERED -- RAL9006M  
 KL = STANDAARDKLEUREN - COULEUR STANDARD - BASIS FARBEN - BASIC COLORS  
 GS = GEMOFFELD SPECIAAL - LAQUE SPECIAL - SPECIALFARBE - SPECIAL COLOR  
 Z = ZWART - NOIR - SCHWARZ - BLACK  
 W = WIT - BLANC - WEISS - WHITE

 GEREEDSCHAP - OUTILLAGE  
 WERKZEUG - TOOL  
 BEVESTIGING - FIXATION  
 BEFESTIGUNG - FIXATION



		Verp. per Emb. par Pack pr.	Einheid Unité Einheit Unit	Toepassing Application Anwendung Application	Kleur Couleur Farbe Color												
	<b>ACSL132</b> -Eindstuk / 3-delig -Embout / 3 vantaux -Endstück 3 flügel -Sealing member / 3 panel	1 100	Stuk Pièce Stück Piece	SL031 SL1031	<table border="1"> <tr><td>BR</td><td></td></tr> <tr><td>AN</td><td></td></tr> <tr><td>KL</td><td></td></tr> <tr><td>GS</td><td></td></tr> <tr><td>Z</td><td>X</td></tr> <tr><td>W</td><td>X</td></tr> </table>	BR		AN		KL		GS		Z	X	W	X
BR																	
AN																	
KL																	
GS																	
Z	X																
W	X																
	<b>ACSL134</b> -Pakket schroeven voor handgrepen -Paquet de vis pour poignée fenêtre -Paket schrauben für handgriff -Set screws for handle	1	Stuk Pièce Stück Piece	ACSL135 ACSL136 ACSL137 ACSL138	<table border="1"> <tr><td>BR</td><td></td></tr> <tr><td>AN</td><td></td></tr> <tr><td>KL</td><td></td></tr> <tr><td>GS</td><td></td></tr> <tr><td>Z</td><td></td></tr> <tr><td>W</td><td></td></tr> </table>	BR		AN		KL		GS		Z		W	
BR																	
AN																	
KL																	
GS																	
Z																	
W																	
	<b>ACSL135</b> -Vaste handgreep buiten met cil. voor 4 slag -Poignée fixe extérieure avec cylindre pour 4 vant -Feste handgriff aussen mit zylinder für 4 flügel -Fixed handle outside with cilinder for 4 vent	1	Stuk Pièce Stück Piece	SL020 SL1020	<table border="1"> <tr><td>BR</td><td>X</td></tr> <tr><td>AN</td><td>X</td></tr> <tr><td>KL</td><td>X</td></tr> <tr><td>GS</td><td>X</td></tr> <tr><td>Z</td><td>X</td></tr> <tr><td>W</td><td>X</td></tr> </table>	BR	X	AN	X	KL	X	GS	X	Z	X	W	X
BR	X																
AN	X																
KL	X																
GS	X																
Z	X																
W	X																
	<b>ACSL136</b> -Handgreep binnen voor 4 slag -Poignée intérieur pour 4 vant -Handgriff inner für 4 flügel -Handle inside for 4 vent	1	Stuk Pièce Stück Piece	SL020 SL1020	<table border="1"> <tr><td>BR</td><td>X</td></tr> <tr><td>AN</td><td>X</td></tr> <tr><td>KL</td><td>X</td></tr> <tr><td>GS</td><td>X</td></tr> <tr><td>Z</td><td>X</td></tr> <tr><td>W</td><td>X</td></tr> </table>	BR	X	AN	X	KL	X	GS	X	Z	X	W	X
BR	X																
AN	X																
KL	X																
GS	X																
Z	X																
W	X																
	<b>ACSL137</b> -Vaste handgreep buiten voor 4 slag -Poignée fixe extérieure pour 4 vant -Feste handgriff aussen für 4 flügel -Fixed handle outside for 4 vent	1	Stuk Pièce Stück Piece	SL020 SL1020	<table border="1"> <tr><td>BR</td><td>X</td></tr> <tr><td>AN</td><td>X</td></tr> <tr><td>KL</td><td>X</td></tr> <tr><td>GS</td><td>X</td></tr> <tr><td>Z</td><td>X</td></tr> <tr><td>W</td><td>X</td></tr> </table>	BR	X	AN	X	KL	X	GS	X	Z	X	W	X
BR	X																
AN	X																
KL	X																
GS	X																
Z	X																
W	X																



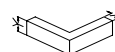
		Verp. per Emb. par Pack pr. Pack pr.	Eenheid Unité Einheit Unit	Toepassing Application Anwendung Application	Kleur Couleur Farbe Color												
	<b>ACSL138</b> -Vaste handgreep binnen voor 4 slag -Poignée fixe intérieur pour 4 vant -Feste handgriff inner für 4 flügel -Fixed handle inside for 4 vent	1	Stuk Pièce Stück Pièce	SL020 SL1020	<table border="1"> <tr><td>BR</td><td>X</td></tr> <tr><td>AN</td><td>X</td></tr> <tr><td>KL</td><td>X</td></tr> <tr><td>GS</td><td>X</td></tr> <tr><td>Z</td><td></td></tr> <tr><td>W</td><td>X</td></tr> </table>	BR	X	AN	X	KL	X	GS	X	Z		W	X
BR	X																
AN	X																
KL	X																
GS	X																
Z																	
W	X																
	<b>ACSL170</b> -Klemstuk -Clips -Befestigungsklotz -Clip	1	Stuk Pièce Stück Pièce	SL010 SL013 SL110 SL113 SL310 SL1010	<table border="1"> <tr><td>BR</td><td></td></tr> <tr><td>AN</td><td></td></tr> <tr><td>KL</td><td></td></tr> <tr><td>GS</td><td></td></tr> <tr><td>Z</td><td></td></tr> <tr><td>W</td><td></td></tr> </table>	BR		AN		KL		GS		Z		W	
BR																	
AN																	
KL																	
GS																	
Z																	
W																	
	<b>ACSL235</b> -Sluïting schuifdeur -Fermeture coulissant -Handhabe schiebetur -Handle for sliding door	1	Stuk Pièce Stück Pièce	SL020 SL1020	<table border="1"> <tr><td>BR</td><td>X</td></tr> <tr><td>AN</td><td></td></tr> <tr><td>KL</td><td>X</td></tr> <tr><td>GS</td><td>X</td></tr> <tr><td>Z</td><td></td></tr> <tr><td>W</td><td>X</td></tr> </table>	BR	X	AN		KL	X	GS	X	Z		W	X
BR	X																
AN																	
KL	X																
GS	X																
Z																	
W	X																
	<b>ACSL236</b> -Slotplaat voor ACSL235 op SL1010 -Gache pour ACSL235 sur SL1010 -Schliessplatte für ACSL235 auf SL1010 -Lock plate for ACSL235 on SL1010	1	Stuk Pièce Stück Pièce	SL1010	<table border="1"> <tr><td>BR</td><td>X</td></tr> <tr><td>AN</td><td></td></tr> <tr><td>KL</td><td>X</td></tr> <tr><td>GS</td><td>X</td></tr> <tr><td>Z</td><td></td></tr> <tr><td>W</td><td>X</td></tr> </table>	BR	X	AN		KL	X	GS	X	Z		W	X
BR	X																
AN																	
KL	X																
GS	X																
Z																	
W	X																
	<b>ACSL239</b> -Anti-foutbediening -Anti-fausse manoeuvre -Anti falsh bedienung -Anti handling device operation	1	Stuk Pièce Stück Pièce	ACSL240XX ACSL242XX ACSL243XX	<table border="1"> <tr><td>BR</td><td></td></tr> <tr><td>AN</td><td></td></tr> <tr><td>KL</td><td></td></tr> <tr><td>GS</td><td></td></tr> <tr><td>Z</td><td></td></tr> <tr><td>W</td><td></td></tr> </table>	BR		AN		KL		GS		Z		W	
BR																	
AN																	
KL																	
GS																	
Z																	
W																	

BR = BRUT - BRUT - ROH - BRUT  
AN (X) = ANODISATIE - ANODISE - ELOXIERT - ANODISED  
AN (■) = GELAKT - LAQUE - LACKIERT - LACQUERED -- RAL9006M  
KL = STANDAARDKLEUREN - COULEUR STANDARD - BASIS FARBEN - BASIC COLORS  
GS = GEMOFFELD SPECIAAL - LAQUE SPECIAL - SPECIALFARBE - SPECIAL COLOR  
Z = ZWART - NOIR - SCHWARZ - BLACK  
W = WIT - BLANC - WEISS - WHITE



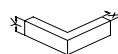
GEREEDSCHAP - OUTILLAGE  
WERKZEUG - TOOL



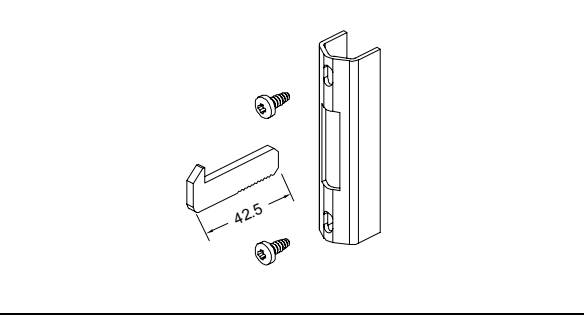
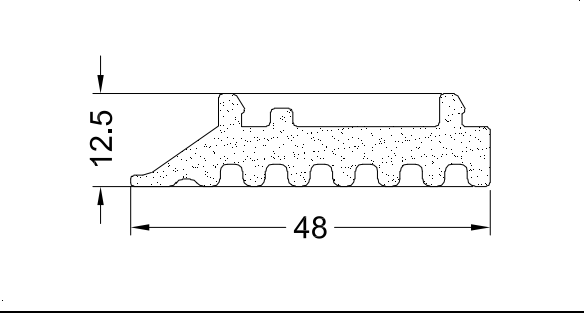
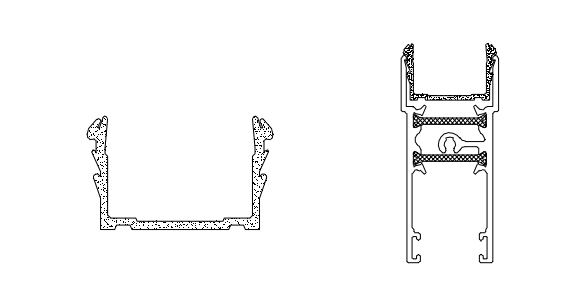
BEVESTIGING - FIXATION  
BEFESTIGUNG - FIXATION







	Verp. per Emb. par Pack pr.	Einheid Unité Einheit Unit	Toepassing Application Anwendung Application	Kleur Couleur Farbe Color												
 <p><b>ACSL240</b> -Kongreep binnen -Cuvette intérieur -Griff inner -Grip inside</p>	1	Stuk Pièce Stück Piece	SL020 SL120 SL220 SL1020 SL1120	<table border="1"> <tr><td>BR</td><td></td></tr> <tr><td>AN</td><td></td></tr> <tr><td>KL</td><td>X</td></tr> <tr><td>GS</td><td>X</td></tr> <tr><td>Z</td><td></td></tr> <tr><td>W</td><td>X</td></tr> </table>	BR		AN		KL	X	GS	X	Z		W	X
BR																
AN																
KL	X															
GS	X															
Z																
W	X															
 <p><b>ACSL242</b> -Dubbele kongreep -Cuvette double -Griff doppelt -Grip double</p>	1	Stuk Pièce Stück Piece	SL020 SL120 SL220 SL1020 SL1120	<table border="1"> <tr><td>BR</td><td></td></tr> <tr><td>AN</td><td></td></tr> <tr><td>KL</td><td>X</td></tr> <tr><td>GS</td><td>X</td></tr> <tr><td>Z</td><td></td></tr> <tr><td>W</td><td>X</td></tr> </table>	BR		AN		KL	X	GS	X	Z		W	X
BR																
AN																
KL	X															
GS	X															
Z																
W	X															
 <p><b>ACSL243</b> -Dubbele kongreep met cilinder -Cuvette double avec cylindre -Griff doppelt mit Zylinder -Grip double with cilinder</p>	1	Stuk Pièce Stück Piece	SL020 SL120 SL220 SL1020 SL1120	<table border="1"> <tr><td>BR</td><td></td></tr> <tr><td>AN</td><td></td></tr> <tr><td>KL</td><td>X</td></tr> <tr><td>GS</td><td>X</td></tr> <tr><td>Z</td><td></td></tr> <tr><td>W</td><td>X</td></tr> </table>	BR		AN		KL	X	GS	X	Z		W	X
BR																
AN																
KL	X															
GS	X															
Z																
W	X															
 <p><b>ACSL244</b> -Kongreep binnen met cilinder -Cuvette interieur avec cylindre -Griff inner mit zylinder -Grip inside with cilinder</p>	1	Stuk Pièce Stück Piece	SL020 SL120 SL220 SL1020 SL1120	<table border="1"> <tr><td>BR</td><td></td></tr> <tr><td>AN</td><td></td></tr> <tr><td>KL</td><td>X</td></tr> <tr><td>GS</td><td>X</td></tr> <tr><td>Z</td><td></td></tr> <tr><td>W</td><td>X</td></tr> </table>	BR		AN		KL	X	GS	X	Z		W	X
BR																
AN																
KL	X															
GS	X															
Z																
W	X															
 <p><b>ACSL245</b> -Handgreep binnen -Poignée de tirage intérieur -Handgriff inner -Handle inside</p>	1	Stuk Pièce Stück Piece	ACSL040 ACSL041 ACSL042 ACSL043 ACSL240 ACSL242 ACSL243	<table border="1"> <tr><td>BR</td><td></td></tr> <tr><td>AN</td><td></td></tr> <tr><td>KL</td><td>X</td></tr> <tr><td>GS</td><td>X</td></tr> <tr><td>Z</td><td></td></tr> <tr><td>W</td><td>X</td></tr> </table>	BR		AN		KL	X	GS	X	Z		W	X
BR																
AN																
KL	X															
GS	X															
Z																
W	X															



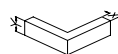
		Verp. per Emb. par Pack pr. Pack pr.	Eenheid Unité Einheit Unit	Toepassing Application Anwendung Application	Kleur Couleur Farbe Color
	<b>ACSL246</b> -Slotplaat - 42.5mm voor SL020 -Gache - 42.5mm pour SL020 -Schliesplatte - 42.5mm für SL020 -Lock plate - 42.5mm for SL020	1	Stuk Pièce Stück Pièce	SL110 SL113 SL310 SL1010 SL1012 SL020 SL120 SL220 ACSL240 ACSL242 ACSL243	BR AN KL GS Z W
	<b>ACSL247</b> -Slotplaat - 37mm voor SL1020 -Gache - 37mm pour SL1020 -Schliesplatte - 37mm für SL1020 -Lock plate - 37mm for SL1020	1	Stuk Pièce Stück Pièce	SL110 SL113 SL310 SL1010 SL1012 SL1020 SL1120 ACSL240 ACSL242 ACSL243	BR AN KL GS Z W
	<b>ACSL248</b> -Slotplaat -Gache -Schliesplatte -Lock plate	1	Stuk Pièce Stück Pièce	SL010 SL013 ACSL240 ACSL242 ACSL243	BR AN KL GS Z W
	<b>ACSL300</b> -Basis rubber -Joint de base -Basis Gummi -Base rubber	25m	Stuk Pièce Stück Pièce	SL010 SL110 SL310 SL1010	BR AN KL GS Z W
	<b>ACSL332</b> -Beglazingsrubber voor glas 24mm -Joint de vitrage pour verre 24mm -Glasdichtung für glas 24mm -Glazing gasket for glass 24mm	50	m	SL020 SL030 SL031 SL032 SL120 SL220 SL1020 SL1021 SL1033 SL1120 SL1030 SL1031 SL1032	BR AN KL GS Z W


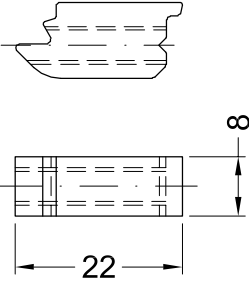



BR = BRUT - BRUT - ROH - BRUT  
 AN (X) = ANODISATIE - ANODISE - ELOXIERT - ANODISED  
 AN (■) = GELAKT - LAQUE - LACKIERT - LACQUERED -- RAL9006M  
 KL = STANDAARDKLEUREN - COULEUR STANDARD - BASIS FARBEN - BASIC COLORS  
 GS = GEMOFFELD SPECIAAL - LAQUE SPECIAL - SPECIALFARBE - SPECIAL COLOR  
 Z = ZWART - NOIR - SCHWARZ - BLACK  
 W = WIT - BLANC - WEISS - WHITE

 GEREEDSCHAP - OUTILLAGE  
 WERKZEUG - TOOL  
 BEVESTIGING - FIXATION  
 BEFESTIGUNG - FIXATION





		Verp. per Emb. par Pack pr.	Einheid Unité Einheit Unit	Toepassing Application Anwendung Application	Kleur Couleur Farbe Color												
 <p style="text-align: right;"><b>4 X</b></p>	<p><b>ACSL1010</b></p> <ul style="list-style-type: none"> <li>-Enkel loopwiel max. 30kg/wiel</li> <li>-Roulette simple max. 30kg/roulette</li> <li>-Rolle max. 30kg/rolle</li> <li>-Fixed pulley max. 30kg/pulley</li> </ul>	1	Zakje Sachet Sack Bag	SL1021	<table border="1"> <tr><td>BR</td><td></td></tr> <tr><td>AN</td><td></td></tr> <tr><td>KL</td><td></td></tr> <tr><td>GS</td><td></td></tr> <tr><td>Z</td><td></td></tr> <tr><td>W</td><td></td></tr> </table>	BR		AN		KL		GS		Z		W	
BR																	
AN																	
KL																	
GS																	
Z																	
W																	
	<p><b>ACSL1021</b></p> <ul style="list-style-type: none"> <li>-Eindstuk</li> <li>-Embout</li> <li>-End Stück</li> <li>-Sealing member</li> </ul>	1	Stuk Pièce Stück Piece	SL1020	<table border="1"> <tr><td>BR</td><td></td></tr> <tr><td>AN</td><td></td></tr> <tr><td>KL</td><td></td></tr> <tr><td>GS</td><td></td></tr> <tr><td>Z</td><td>X</td></tr> <tr><td>W</td><td>X</td></tr> </table>	BR		AN		KL		GS		Z	X	W	X
BR																	
AN																	
KL																	
GS																	
Z	X																
W	X																
 <p style="text-align: right;"><b>4 X</b></p>	<p><b>ACSL1110</b></p> <ul style="list-style-type: none"> <li>-Kunststof tandemwiel max. 60kg/wiel</li> <li>-Roulette en plastique max. 60kg/roulette</li> <li>-Kunststoff tandemrolle max. 60kg/rolle</li> <li>-Double pulley synthetic max. 60kg/pulley</li> </ul>	1	Zakje Sachet Sack Bag	SL1021	<table border="1"> <tr><td>BR</td><td></td></tr> <tr><td>AN</td><td></td></tr> <tr><td>KL</td><td></td></tr> <tr><td>GS</td><td></td></tr> <tr><td>Z</td><td></td></tr> <tr><td>W</td><td></td></tr> </table>	BR		AN		KL		GS		Z		W	
BR																	
AN																	
KL																	
GS																	
Z																	
W																	
	<p><b>ACSL1140</b></p> <ul style="list-style-type: none"> <li>-Eindstuk voor SL1140 / SL140</li> <li>-Embout pour SL1140 / SL140</li> <li>-Eindstück für SL1140 / SL140</li> <li>-End piece for SL1140 / SL140</li> </ul>	1	Set	SL140 SL1140	<table border="1"> <tr><td>BR</td><td></td></tr> <tr><td>AN</td><td></td></tr> <tr><td>KL</td><td></td></tr> <tr><td>GS</td><td></td></tr> <tr><td>Z</td><td>X</td></tr> <tr><td>W</td><td>X</td></tr> </table>	BR		AN		KL		GS		Z	X	W	X
BR																	
AN																	
KL																	
GS																	
Z	X																
W	X																
	<p><b>ACDR031</b></p> <ul style="list-style-type: none"> <li>-Dopje</li> <li>-Bouchon</li> <li>-Kapsel</li> <li>-Cap</li> </ul> <p>ø10mm</p>	1	Stuk		<table border="1"> <tr><td>brown</td><td>X</td></tr> <tr><td>AN</td><td></td></tr> <tr><td>KL</td><td></td></tr> <tr><td>GS</td><td></td></tr> <tr><td>Z</td><td></td></tr> <tr><td>W</td><td>X</td></tr> </table>	brown	X	AN		KL		GS		Z		W	X
brown	X																
AN																	
KL																	
GS																	
Z																	
W	X																



		Verp. per Emb. par Pack pr. Pack pr.	Eenheid Unité Einheit Unit	Toepassing Application Anwendung Application	Kleur Couleur Farbe Color												
	<b>ACMX108</b> -Cilinderplaatje -Ecusson -Zylinder Rosette -Coverplate	1	Stuk Pièce Stück Pièce	SL020	<table border="1"> <tr><td>BR</td><td>X</td></tr> <tr><td>AN</td><td>X</td></tr> <tr><td>KL</td><td>X</td></tr> <tr><td>GS</td><td>X</td></tr> <tr><td>Z</td><td>X</td></tr> <tr><td>W</td><td>X</td></tr> </table>	BR	X	AN	X	KL	X	GS	X	Z	X	W	X
BR	X																
AN	X																
KL	X																
GS	X																
Z	X																
W	X																
	<b>ACMX854</b> -Schroefblokje 8mm -Clavet 8mm -Schraubeblock 8mm -Cleat tensioning block 8mm	48	Stuk Pièce Stück Pièce		<table border="1"> <tr><td>BR</td><td></td></tr> <tr><td>AN</td><td></td></tr> <tr><td>KL</td><td></td></tr> <tr><td>GS</td><td></td></tr> <tr><td>Z</td><td></td></tr> <tr><td>W</td><td></td></tr> </table>	BR		AN		KL		GS		Z		W	
BR																	
AN																	
KL																	
GS																	
Z																	
W																	
	<b>ACMX01601</b> -Halve profielcilinder 30mm -Demi-cylindre profile 30mm -Profil-halbzyliner 30mm -Profile half-cylinder 30mm	1	Stuk Pièce Stück Pièce	ACSL081 ACMX108 SL020	<table border="1"> <tr><td>BR</td><td></td></tr> <tr><td>AN</td><td></td></tr> <tr><td>KL</td><td></td></tr> <tr><td>GS</td><td></td></tr> <tr><td>Z</td><td></td></tr> <tr><td>W</td><td></td></tr> </table>	BR		AN		KL		GS		Z		W	
BR																	
AN																	
KL																	
GS																	
Z																	
W																	
	<b>ACMX01611</b> -Cilinder 30-40 -Cylindre 30-40 -Zylinder 30-40 -Cylinder 30-40	1	Stuk Pièce Stück Pièce	ACSL081 ACMX108 SL020	<table border="1"> <tr><td>BR</td><td></td></tr> <tr><td>AN</td><td></td></tr> <tr><td>KL</td><td></td></tr> <tr><td>GS</td><td></td></tr> <tr><td>Z</td><td></td></tr> <tr><td>W</td><td></td></tr> </table>	BR		AN		KL		GS		Z		W	
BR																	
AN																	
KL																	
GS																	
Z																	
W																	
	<b>ACMX01612</b> -Cilinder 30-45 -Cylindre 30-45 -Zylinder 30-45 -Cylinder 30-45	1	Stuk Pièce Stück Pièce	ACSL081 ACSL086 SL020	<table border="1"> <tr><td>BR</td><td></td></tr> <tr><td>AN</td><td></td></tr> <tr><td>KL</td><td></td></tr> <tr><td>GS</td><td></td></tr> <tr><td>Z</td><td></td></tr> <tr><td>W</td><td></td></tr> </table>	BR		AN		KL		GS		Z		W	
BR																	
AN																	
KL																	
GS																	
Z																	
W																	

BR = BRUT - BRUT - ROH - BRUT  
 AN (X) = ANODISATIE - ANODISE - ELOXIERT - ANODISED  
 AN (■) = GELAKT - LAQUE - LACKIERT - LACQUERED -- RAL9006M  
 KL = STANDAARDKLEUREN - COULEUR STANDARD - BASIS FARBEN - BASIC COLORS  
 GS = GEMOFFELD SPECIAAL - LAQUE SPECIAL - SPECIALFARBE - SPECIAL COLOR  
 Z = ZWART - NOIR - SCHWARZ - BLACK  
 W = WIT - BLANC - WEISS - WHITE

 GEREEDSCHAP - OUTILLAGE  
 WERKZEUG - TOOL  
 BEVESTIGING - FIXATION  
 BEFESTIGUNG - FIXATION



		Verp. per Emb. par Pack pr.	Einheid Unité Einheit Unit	Toepassing Application Anwendung Application	Kleur Couleur Farbe Color												
	<b>ACMX09700</b> -Alu-polish -Alu-polish -Alu-polish -Alu-polish  750ml	1	Stuk Pièce Stück Pièce		<table border="1"> <tr><td>BR</td><td></td></tr> <tr><td>AN</td><td></td></tr> <tr><td>KL</td><td></td></tr> <tr><td>GS</td><td></td></tr> <tr><td>Z</td><td></td></tr> <tr><td>W</td><td></td></tr> </table>	BR		AN		KL		GS		Z		W	
BR																	
AN																	
KL																	
GS																	
Z																	
W																	
	<b>ACMX09761</b> -Maxi-gloss -Maxi-gloss -Maxi-gloss -Maxi-gloss  500ml	1	Stuk Pièce Stück Pièce		<table border="1"> <tr><td>BR</td><td></td></tr> <tr><td>AN</td><td></td></tr> <tr><td>KL</td><td></td></tr> <tr><td>GS</td><td></td></tr> <tr><td>Z</td><td></td></tr> <tr><td>W</td><td></td></tr> </table>	BR		AN		KL		GS		Z		W	
BR																	
AN																	
KL																	
GS																	
Z																	
W																	
	<b>ACMX09762</b> -Periodi-clean -Periodi-clean -Periodi-clean -Periodi-clean  500ml	1	Stuk Pièce Stück Pièce		<table border="1"> <tr><td>BR</td><td></td></tr> <tr><td>AN</td><td></td></tr> <tr><td>KL</td><td></td></tr> <tr><td>GS</td><td></td></tr> <tr><td>Z</td><td></td></tr> <tr><td>W</td><td></td></tr> </table>	BR		AN		KL		GS		Z		W	
BR																	
AN																	
KL																	
GS																	
Z																	
W																	
	<b>ACMX09763</b> -Teflon spray -Teflon spray -Teflon spray -Teflon spray  400ml	1	Stuk Pièce Stück Pièce		<table border="1"> <tr><td>BR</td><td></td></tr> <tr><td>AN</td><td></td></tr> <tr><td>KL</td><td></td></tr> <tr><td>GS</td><td></td></tr> <tr><td>Z</td><td></td></tr> <tr><td>W</td><td></td></tr> </table>	BR		AN		KL		GS		Z		W	
BR																	
AN																	
KL																	
GS																	
Z																	
W																	
	<b>ACMX09764</b> -Maxi-cleaner -Maxi-cleaner -Maxi-cleaner -Maxi-cleaner  500ml	1	Stuk Pièce Stück Pièce		<table border="1"> <tr><td>BR</td><td></td></tr> <tr><td>AN</td><td></td></tr> <tr><td>KL</td><td></td></tr> <tr><td>GS</td><td></td></tr> <tr><td>Z</td><td></td></tr> <tr><td>W</td><td></td></tr> </table>	BR		AN		KL		GS		Z		W	
BR																	
AN																	
KL																	
GS																	
Z																	
W																	

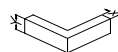
BR = BRUT - BRUT - ROH - BRUT  
 AN (X) = ANODISATIE - ANODISE - ELOKIERT - ANODISED  
 AN (■) = GELAKT - LAQUE - LACKIERT - LACQUERED -- RAL9006M  
 KL = STANDAARDKLEUREN - COULEUR STANDARD - BASIS FARBEN - BASIC COLORS  
 GS = GEMOFFELD SPECIAAL - LAQUE SPECIAL - SPECIALFARBE - SPECIAL COLOR  
 Z = ZWART - NOIR - SCHWARZ - BLACK  
 W = WIT - BLANC - WEISS - WHITE



GEREEDSCHAP - OUTILLAGE  
WERKZEUG - TOOL



BEVESTIGING - FIXATION  
BEFESTIGUNG - FIXATION



		Verp. per Emb. par Pack pr. Pack pr.	Eenheid Unité Einheit Unit	Toepassing Application Anwendung Application	Kleur Couleur Farbe Color												
	<b>ACMX09765</b> -Glue-cleaner -Glue-cleaner -Glue-cleaner -Glue-cleaner  500ml	1	Stuk Pièce Stück Pièce		<table border="1"> <tr><td>BR</td><td></td></tr> <tr><td>AN</td><td></td></tr> <tr><td>KL</td><td></td></tr> <tr><td>GS</td><td></td></tr> <tr><td>Z</td><td></td></tr> <tr><td>W</td><td></td></tr> </table>	BR		AN		KL		GS		Z		W	
BR																	
AN																	
KL																	
GS																	
Z																	
W																	
	<b>ACMX09766</b> -Surface activator -Surface activator -Surface activator -Surface activator  1l	1	Stuk Pièce Stück Pièce		<table border="1"> <tr><td>BR</td><td></td></tr> <tr><td>AN</td><td></td></tr> <tr><td>KL</td><td></td></tr> <tr><td>GS</td><td></td></tr> <tr><td>Z</td><td></td></tr> <tr><td>W</td><td></td></tr> </table>	BR		AN		KL		GS		Z		W	
BR																	
AN																	
KL																	
GS																	
Z																	
W																	
	<b>ACMX09767</b> -Anti-stone  opgepast voor natuursteen en metselwerk attention pour pierre de taille et maçonnerie achtung für Naturstein und Mauerwerk attention for natural stone and bricklaying  500ml	1	Stuk Pièce Stück Pièce		<table border="1"> <tr><td>BR</td><td></td></tr> <tr><td>AN</td><td></td></tr> <tr><td>KL</td><td></td></tr> <tr><td>GS</td><td></td></tr> <tr><td>Z</td><td></td></tr> <tr><td>W</td><td></td></tr> </table>	BR		AN		KL		GS		Z		W	
BR																	
AN																	
KL																	
GS																	
Z																	
W																	
	<b>ACMX09770</b> -Rol andywrap 100mm -Rouleau andywrap 100mm -Rolle andywrap 100mm -Roll andywrap 100mm	150	m		<table border="1"> <tr><td>BR</td><td></td></tr> <tr><td>AN</td><td></td></tr> <tr><td>KL</td><td></td></tr> <tr><td>GS</td><td></td></tr> <tr><td>Z</td><td></td></tr> <tr><td>W</td><td></td></tr> </table>	BR		AN		KL		GS		Z		W	
BR																	
AN																	
KL																	
GS																	
Z																	
W																	
	<b>ACMX09775</b> -Houder andywrap -Manche andywrap -Halter andywrap -Grip andywrap	1	Stuk Pièce Stück Pièce		<table border="1"> <tr><td>BR</td><td></td></tr> <tr><td>AN</td><td></td></tr> <tr><td>KL</td><td></td></tr> <tr><td>GS</td><td></td></tr> <tr><td>Z</td><td></td></tr> <tr><td>W</td><td></td></tr> </table>	BR		AN		KL		GS		Z		W	
BR																	
AN																	
KL																	
GS																	
Z																	
W																	

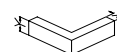
BR = BRUT - BRUT - ROH - BRUT  
AN (X) = ANODISATIE - ANODISE - ELOXIERT - ANODISED  
AN (■) = GELAKT - LAQUE - LACKIERT - LACQUERED -- RAL9006M  
KL = STANDAARDKLEUREN - COULEUR STANDARD - BASIS FARBEN - BASIC COLORS  
GS = GEMOFFELD SPECIAAL - LAQUE SPECIAL - SPECIALFARBE - SPECIAL COLOR  
Z = ZWART - NOIR - SCHWARZ - BLACK  
W = WIT - BLANC - WEISS - WHITE








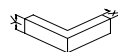
GEREEDSCHAP - OUTILLAGE  
WERKZEUG - TOOL





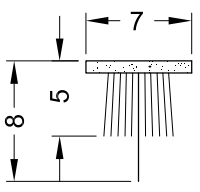
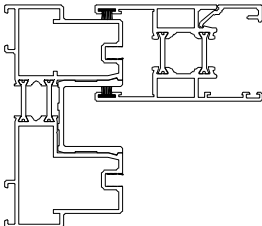
BEVESTIGING - FIXATION  
BEFESTIGUNG - FIXATION





	Verp. per Emb. par Pack pr.	Einheid Unité Einheit Unit	Toepassing Application Anwendung Application	Kleur Couleur Farbe Color												
 <p><b>ACMX09801</b> -Beschermtape 50mm (500m) -Tape de protection 50mm (500m) -Schutz klebeband 50mm (500m) -Protective tape 50mm (500m)</p>	1	Stuk Pièce Stück Piece		<table border="1"> <tr><td>BR</td><td></td></tr> <tr><td>AN</td><td></td></tr> <tr><td>KL</td><td></td></tr> <tr><td>GS</td><td></td></tr> <tr><td>Z</td><td></td></tr> <tr><td>W</td><td></td></tr> </table>	BR		AN		KL		GS		Z		W	
BR																
AN																
KL																
GS																
Z																
W																
 <p><b>ACMX09802</b> -Beschermtape 70mm (500m) -Tape de protection 70mm (500m) -Schutz klebeband 70mm (500m) -Protective tape 70mm (500m)</p>	1	Stuk Pièce Stück Piece		<table border="1"> <tr><td>BR</td><td></td></tr> <tr><td>AN</td><td></td></tr> <tr><td>KL</td><td></td></tr> <tr><td>GS</td><td></td></tr> <tr><td>Z</td><td></td></tr> <tr><td>W</td><td></td></tr> </table>	BR		AN		KL		GS		Z		W	
BR																
AN																
KL																
GS																
Z																
W																
 <p><b>ACMX09803</b> -Beschermtape 100mm (500m) -Tape de protection 100mm (500m) -Schutz klebeband 100mm (500m) -Protective tape 100mm (500m)</p>	1	Stuk Pièce Stück Piece		<table border="1"> <tr><td>BR</td><td></td></tr> <tr><td>AN</td><td></td></tr> <tr><td>KL</td><td></td></tr> <tr><td>GS</td><td></td></tr> <tr><td>Z</td><td></td></tr> <tr><td>W</td><td></td></tr> </table>	BR		AN		KL		GS		Z		W	
BR																
AN																
KL																
GS																
Z																
W																
 <p><b>ACMX09804</b> -Beschermtape 35mm (500m) -Tape de protection 35mm (500m) -Schutz klebeband 35mm (500m) -Protective tape 35mm (500m)</p>	1	Stuk Pièce Stück Piece		<table border="1"> <tr><td>BR</td><td></td></tr> <tr><td>AN</td><td></td></tr> <tr><td>KL</td><td></td></tr> <tr><td>GS</td><td></td></tr> <tr><td>Z</td><td></td></tr> <tr><td>W</td><td></td></tr> </table>	BR		AN		KL		GS		Z		W	
BR																
AN																
KL																
GS																
Z																
W																
 <p><b>ACMX09830</b> -Kleefstof voor EPDM-rubbers -Colle pour EPDM-caoutchouc -Dichtmasse + klebestoff EPDM gummi -Gum for EPDM-rubber</p>	1	Stuk Pièce Stück Piece		<table border="1"> <tr><td>BR</td><td></td></tr> <tr><td>AN</td><td></td></tr> <tr><td>KL</td><td></td></tr> <tr><td>GS</td><td></td></tr> <tr><td>Z</td><td>X</td></tr> <tr><td>W</td><td></td></tr> </table>	BR		AN		KL		GS		Z	X	W	
BR																
AN																
KL																
GS																
Z	X															
W																









		Verp. per Emb. par Pack pr. Pack pr.	Eenheid Unité Einheit Unit	Toepassing Application Anwendung Application	Kleur Couleur Farbe Color												
	<b>ACSIL04</b> -Afdichtingslijmkit voor versteknaden -Joint d'étanchéité pour onglets -Leim für abdichtung -Sealing glue	1	Stuk Pièce Stück Pièce		<table border="1"> <tr><td>BR</td><td></td></tr> <tr><td>AN</td><td></td></tr> <tr><td>KL</td><td></td></tr> <tr><td>GS</td><td></td></tr> <tr><td>Z</td><td>X</td></tr> <tr><td>W</td><td>X</td></tr> </table>	BR		AN		KL		GS		Z	X	W	X
BR																	
AN																	
KL																	
GS																	
Z	X																
W	X																
	<b>ACSIL08</b> -Siliconenpomp -Pistolet doseur pour les tubes silicones -Handkartuschenpistole für die verarbeitung von silikone und leime -Silicone gun	1	Stuk Pièce Stück Pièce		<table border="1"> <tr><td>BR</td><td></td></tr> <tr><td>AN</td><td></td></tr> <tr><td>KL</td><td></td></tr> <tr><td>GS</td><td></td></tr> <tr><td>Z</td><td></td></tr> <tr><td>W</td><td></td></tr> </table>	BR		AN		KL		GS		Z		W	
BR																	
AN																	
KL																	
GS																	
Z																	
W																	
	<b>ACSIL013</b> -Lijm voor verstekhoek -Colle pour onglet -Kleber für gehrung -Glue for mitre	1	Stuk Pièce Stück Pièce		<table border="1"> <tr><td>BR</td><td></td></tr> <tr><td>AN</td><td></td></tr> <tr><td>KL</td><td></td></tr> <tr><td>GS</td><td></td></tr> <tr><td>Z</td><td></td></tr> <tr><td>W</td><td></td></tr> </table>	BR		AN		KL		GS		Z		W	
BR																	
AN																	
KL																	
GS																	
Z																	
W																	
	<b>ACSIL014</b> -Anticorro-beschermingsproduct -Anticorro-produit de protection -Anticorro-schutzprodukt -Anticorro-protection product  500ml	1	Stuk Pièce Stück Pièce		<table border="1"> <tr><td>BR</td><td></td></tr> <tr><td>AN</td><td></td></tr> <tr><td>KL</td><td></td></tr> <tr><td>GS</td><td></td></tr> <tr><td>Z</td><td></td></tr> <tr><td>W</td><td></td></tr> </table>	BR		AN		KL		GS		Z		W	
BR																	
AN																	
KL																	
GS																	
Z																	
W																	
 	<b>ACVG42</b> -Borstelafdichting -Brosse -Bürstenafdichting -Brush	100	m	SL020 SL030 SL031 SL032 SL120 SL140 SL220 SL1020 SL1021 SL1120 SL1140	<table border="1"> <tr><td>BR</td><td></td></tr> <tr><td>AN</td><td></td></tr> <tr><td>KL</td><td></td></tr> <tr><td>GS</td><td></td></tr> <tr><td>Z</td><td></td></tr> <tr><td>W</td><td></td></tr> </table>	BR		AN		KL		GS		Z		W	
BR																	
AN																	
KL																	
GS																	
Z																	
W																	

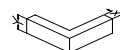
BR = BRUT - BRUT - ROH - BRUT  
AN (X) = ANODISATIE - ANODISE - ELOXIERT - ANODISED  
AN (■) = GELAKT - LAQUE - LACKIERT - LACQUERED -- RAL9006M  
KL = STANDAARDKLEUREN - COULEUR STANDARD - BASIS FARBEN - BASIC COLORS  
GS = GEMOFFELD SPECIAAL - LAQUE SPECIAL - SPECIALFARBE - SPECIAL COLOR  
Z = ZWART - NOIR - SCHWARZ - BLACK  
W = WIT - BLANC - WEISS - WHITE

 GEREEDSCHAP - OUTILLAGE  
WERKZEUG - TOOL  
 BEVESTIGING - FIXATION  
BEFESTIGUNG - FIXATION





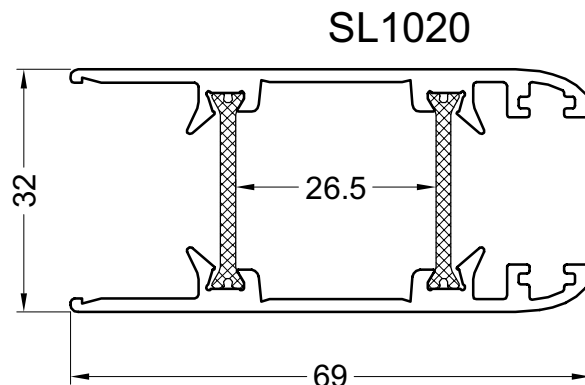
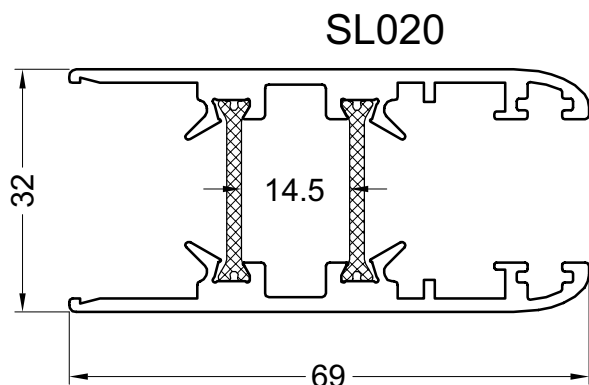
	Verp. per Emb. par Pack pr.	Einheid Unité Einheit Unit	Toepassing Application Anwendung Application	Kleur Couleur Farbe Color												
 <p><b>ACVG65</b> -Zeskantsleutel 2.5mm -Clé à six pans 2.5mm -Sechskantschlüssel 2.5mm -T-handle hexagon key 2.5mm</p>	1	Stuk Pièce Stück Pièce	ACSL013A ACSL013B ACSL016A	<table border="1"> <tr><td>BR</td><td></td></tr> <tr><td>AN</td><td></td></tr> <tr><td>KL</td><td></td></tr> <tr><td>GS</td><td></td></tr> <tr><td>Z</td><td></td></tr> <tr><td>W</td><td></td></tr> </table>	BR		AN		KL		GS		Z		W	
BR																
AN																
KL																
GS																
Z																
W																
 <p><b>ACVL020</b> -Verstekhoekje in inox -Equerre de jonction -Eckverstärkung -Framing square</p>	1	Stuk Pièce Stück Pièce	SL013 SL113	<table border="1"> <tr><td>BR</td><td></td></tr> <tr><td>AN</td><td></td></tr> <tr><td>KL</td><td></td></tr> <tr><td>GS</td><td></td></tr> <tr><td>Z</td><td></td></tr> <tr><td>W</td><td></td></tr> </table>	BR		AN		KL		GS		Z		W	
BR																
AN																
KL																
GS																
Z																
W																
 <p><b>ACVL020B</b> -Verstekhoekje in kunststof -Equerre de jonction en plastique -Eckverstärkung in plastik -Framing square in plastic</p>	1	Stuk Pièce Stück Pièce	SL013 SL113	<table border="1"> <tr><td>BR</td><td></td></tr> <tr><td>AN</td><td></td></tr> <tr><td>KL</td><td></td></tr> <tr><td>GS</td><td></td></tr> <tr><td>Z</td><td>X</td></tr> <tr><td>W</td><td></td></tr> </table>	BR		AN		KL		GS		Z	X	W	
BR																
AN																
KL																
GS																
Z	X															
W																
 <p><b>ACVL060</b> -Sluitstuk PVC voor condensgoot -Arrêt d'eau PVC pour seuil -Dichtungsstück PVC -Nylon piece for sill member</p>	1	Stuk Pièce Stück Pièce	VL57	<table border="1"> <tr><td>BR</td><td></td></tr> <tr><td>AN</td><td></td></tr> <tr><td>KL</td><td></td></tr> <tr><td>GS</td><td></td></tr> <tr><td>Z</td><td>X</td></tr> <tr><td>W</td><td>X</td></tr> </table>	BR		AN		KL		GS		Z	X	W	X
BR																
AN																
KL																
GS																
Z	X															
W	X															
 <p><b>ACVL061</b> -Blindklinknagel -Rivet pop -Blindniete -Rivet</p>	100	Stuk Pièce Stück Pièce	VL72	<table border="1"> <tr><td>BR</td><td>X</td></tr> <tr><td>AN</td><td></td></tr> <tr><td>KL</td><td></td></tr> <tr><td>GS</td><td></td></tr> <tr><td>Z</td><td></td></tr> <tr><td>W</td><td></td></tr> </table>	BR	X	AN		KL		GS		Z		W	
BR	X															
AN																
KL																
GS																
Z																
W																







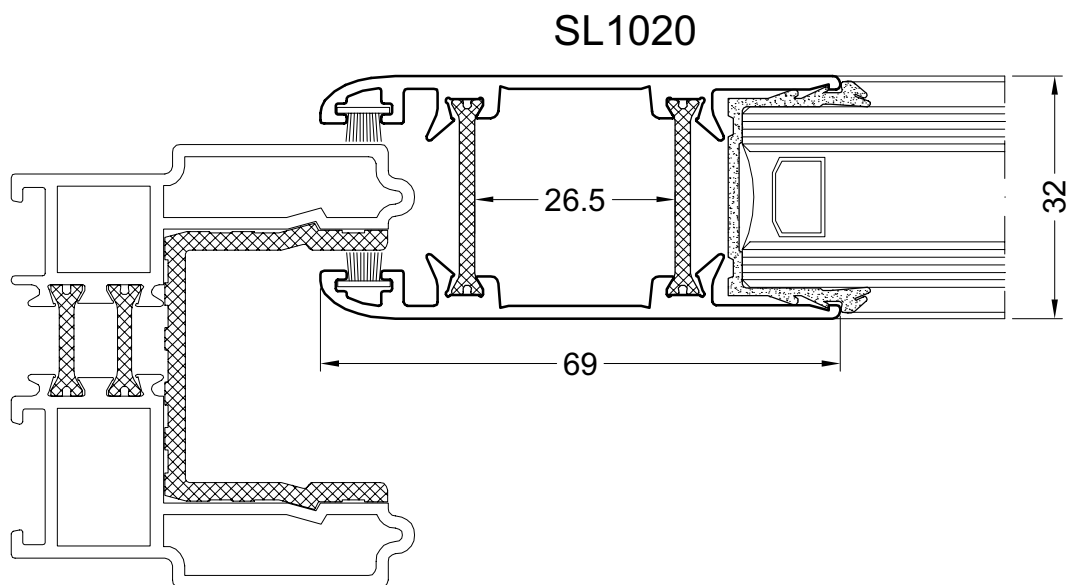
**BELANGRIJK:** Gebruik sloten  
**IMPORTANT:** Usage serrures  
**WICHTIG:** Gebrauch Schlösser  
**IMPORTANT:** Application locks



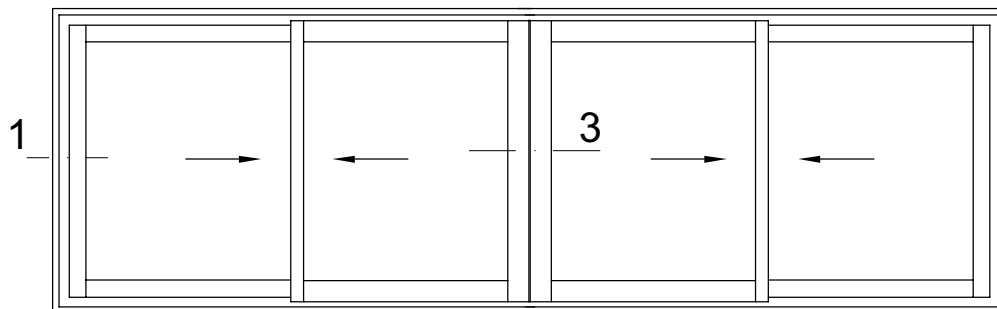
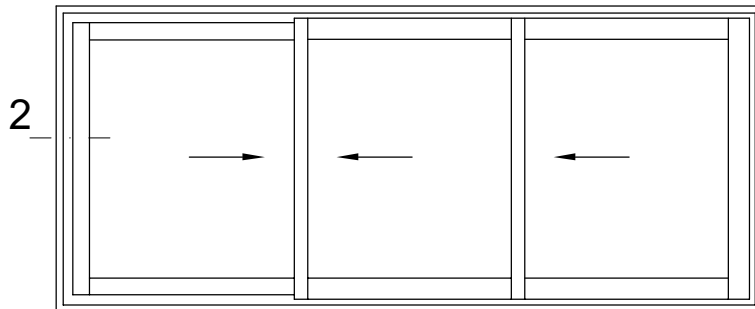
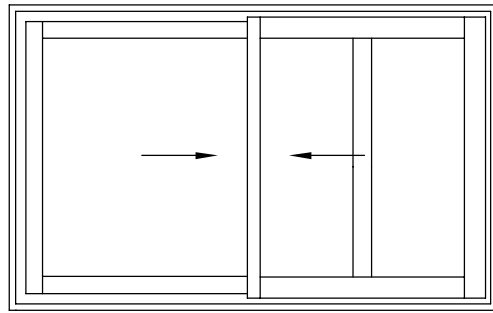
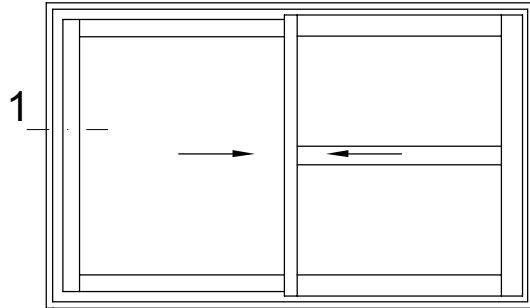
	<b>SL020</b>	<b>SL1020</b>
ACSL048		X
ACSL074	X	
ACSL075	X	
ACSL080	X	
ACSL081	X	
ACSL082	X	
ACSL085	X	
ACSL086	X	
ACSL135		X
ACSL136		X
ACSL137		X
ACSL138		X
ACSL235		X
ACSL240	X	X
ACSL242	X	X
ACSL243	X	X



Doorsneden met SL1020  
Coupes avec SL1020  
Schnitte mit SL1020  
Sections with SL1020



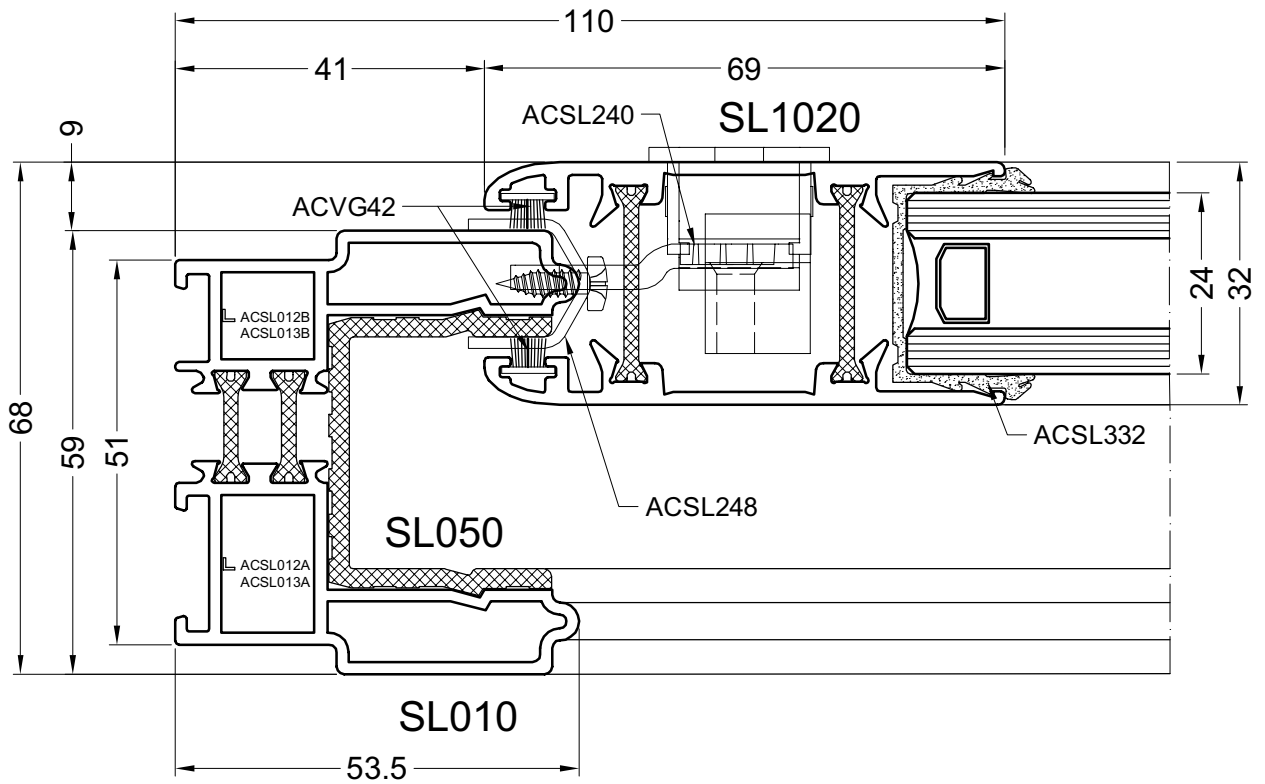
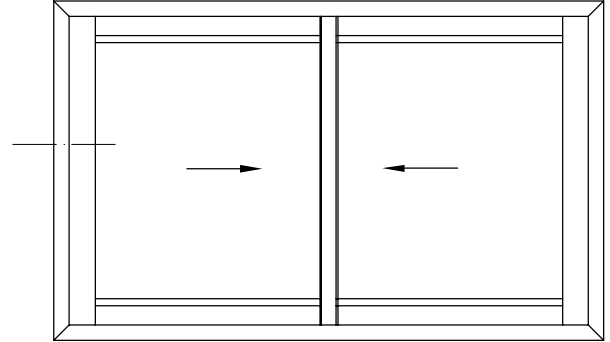
DOORSNEDE - COUPE - SCHNITT - SECTION



OVERZn1

1A

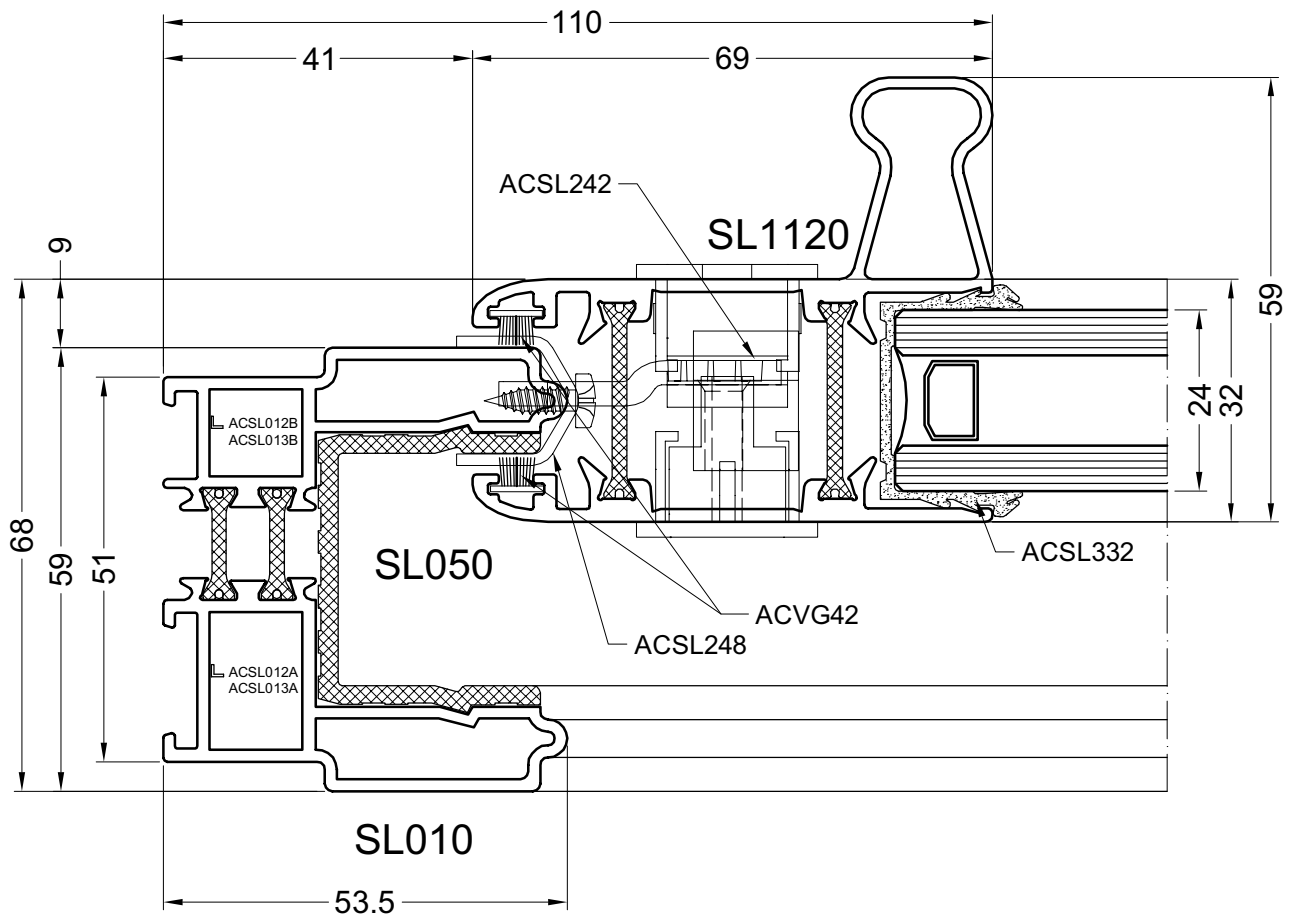
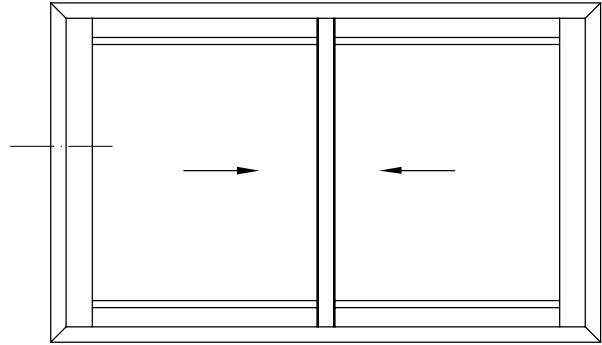
DOORSNEDE - COUPE - SCHNITT - SECTION



door1a

1B

DOORSNEDE - COUPE - SCHNITT - SECTION

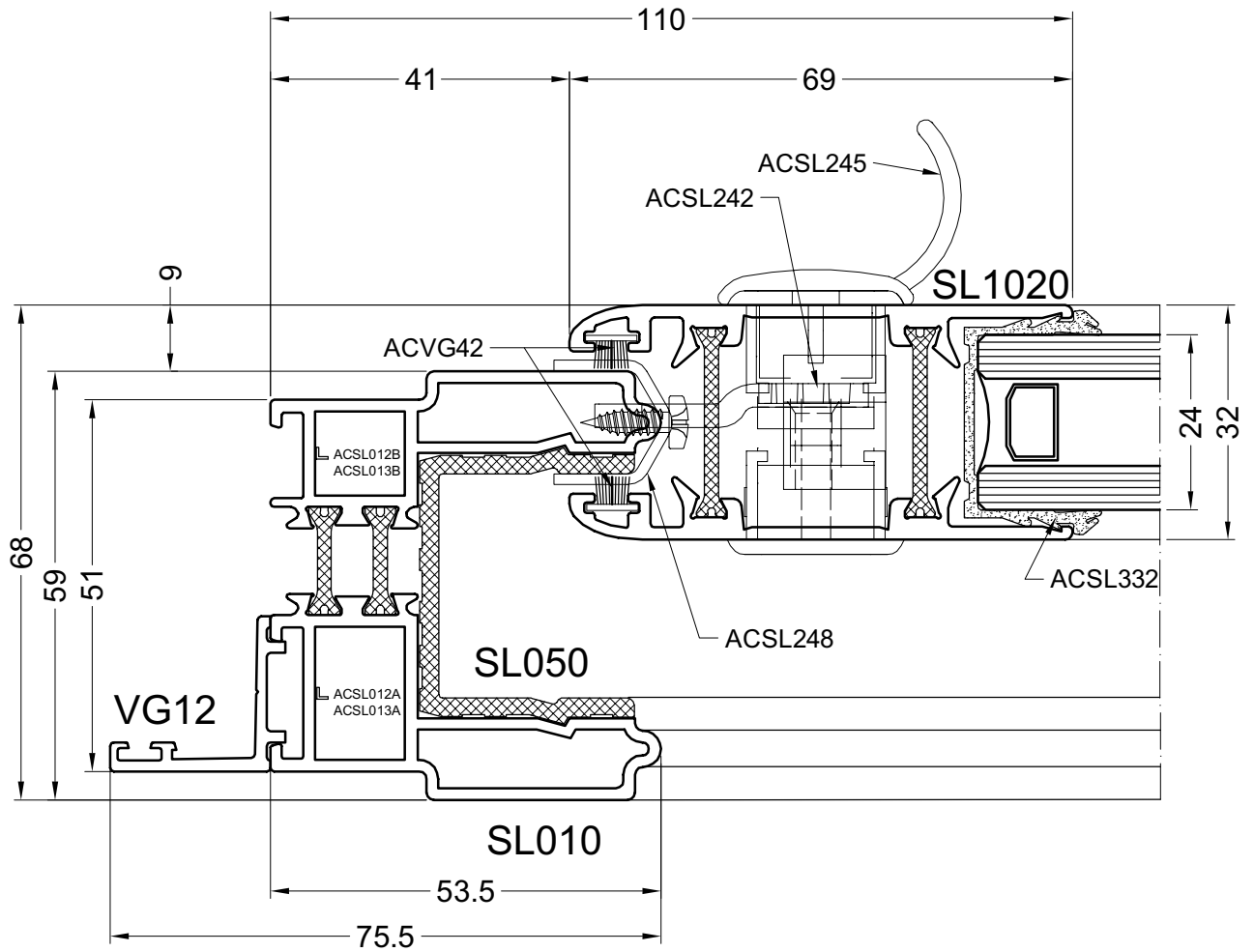
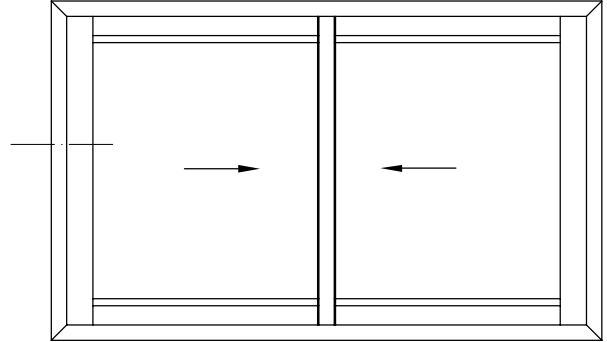


door1b



1C

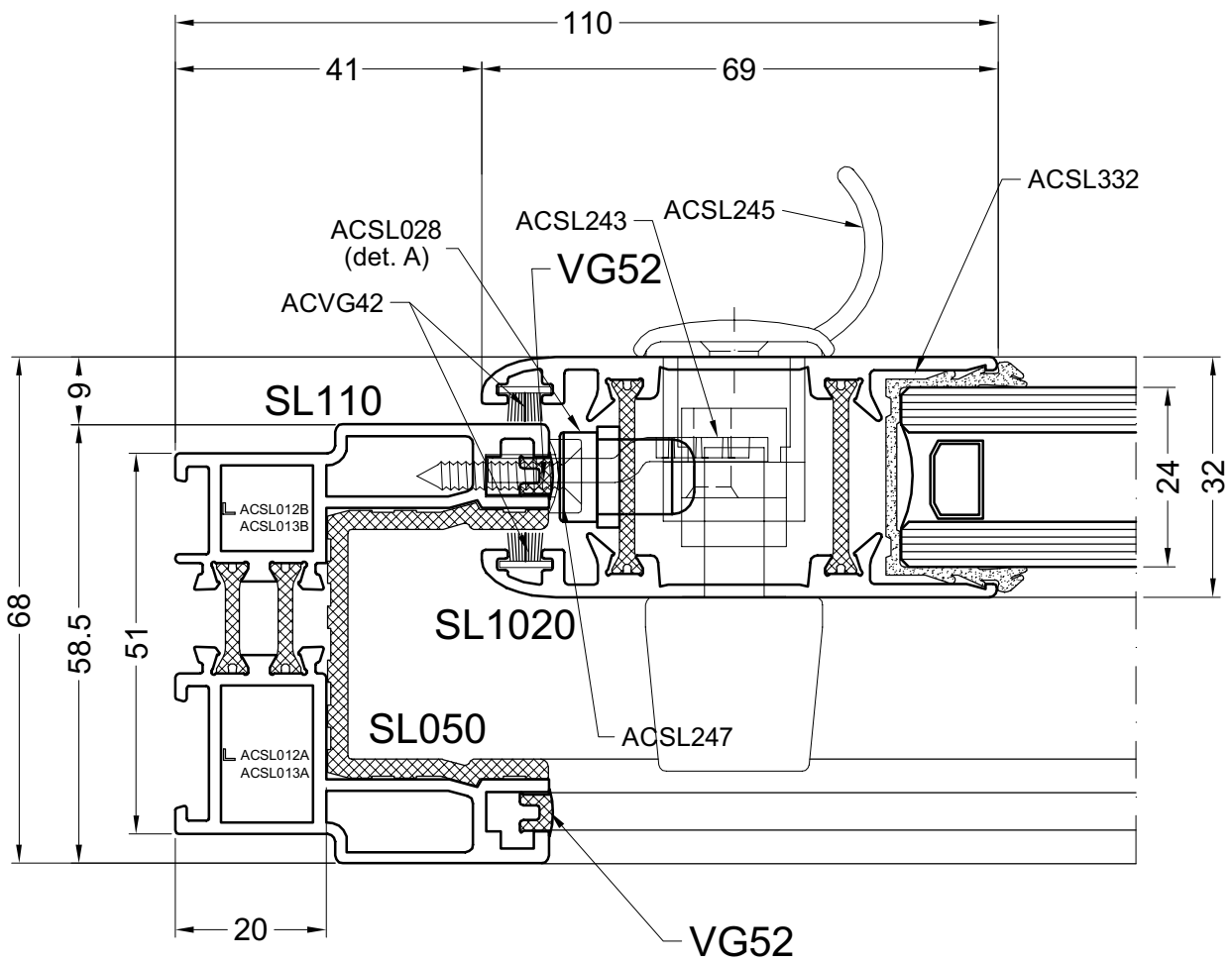
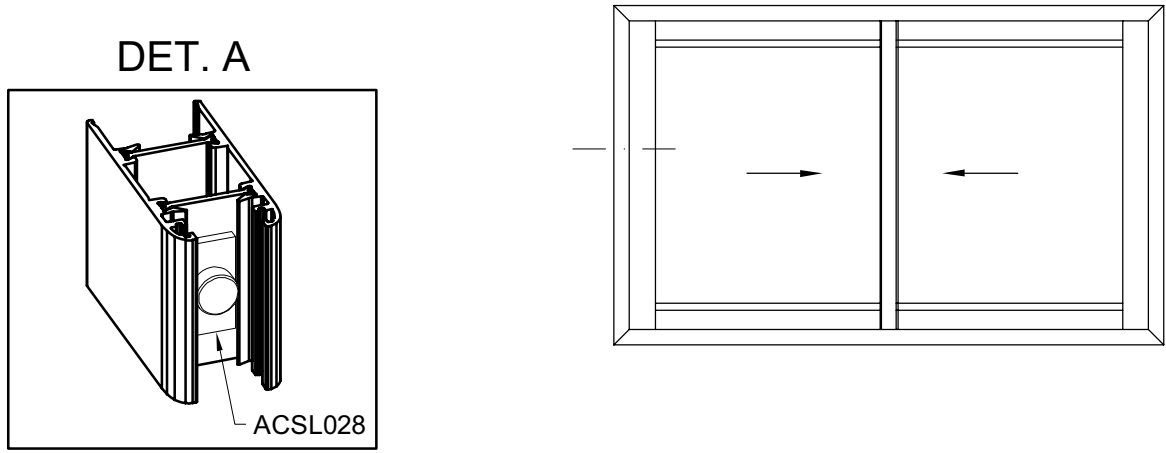
DOORSNEDE - COUPE - SCHNITT - SECTION



door1c

## 1D

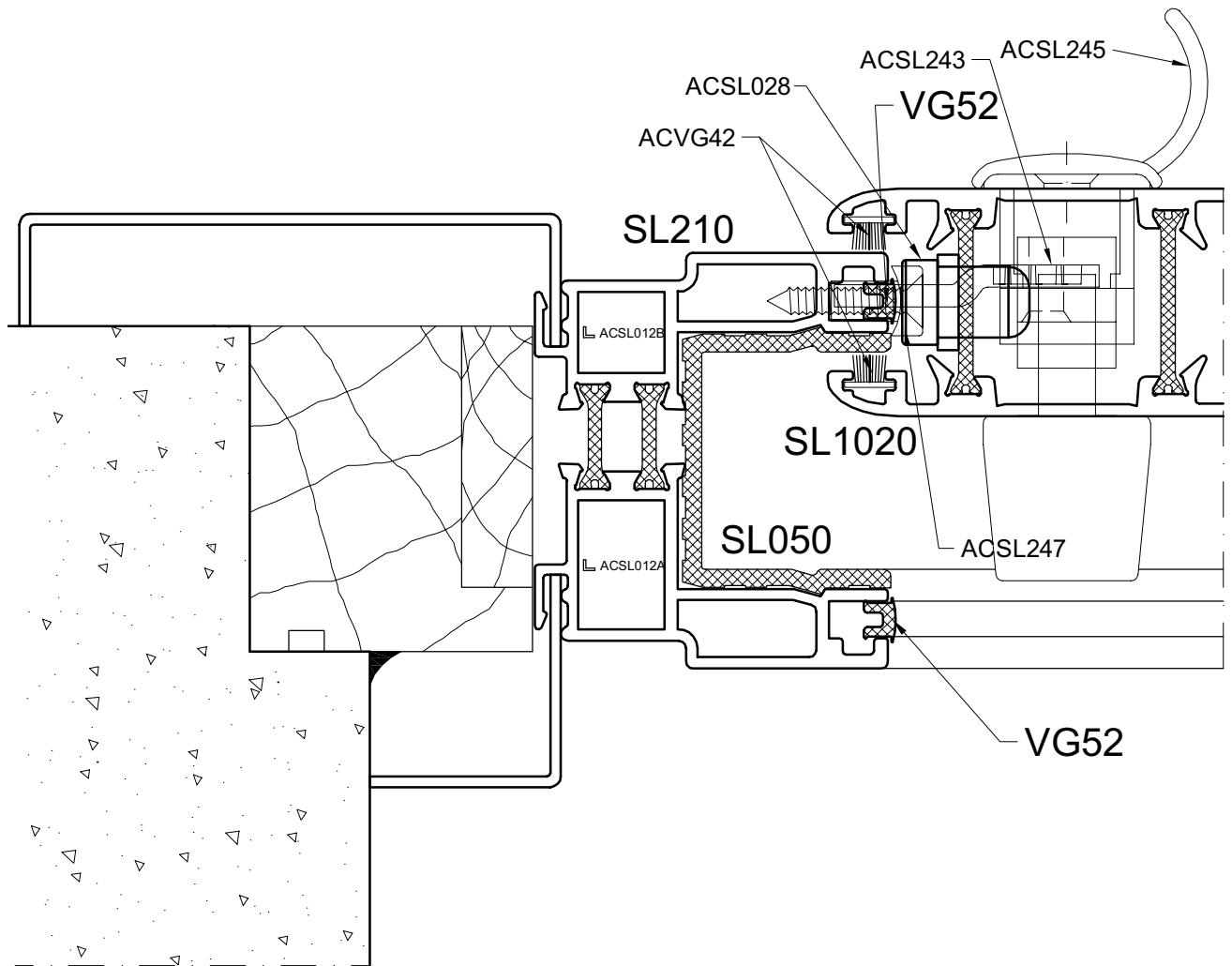
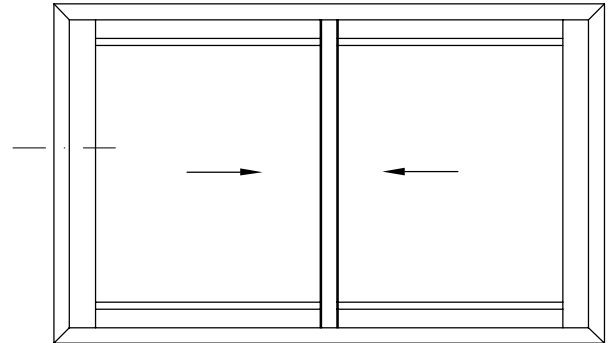
DOORSNEDE - COUPE - SCHNITT - SECTION



door1d

1E

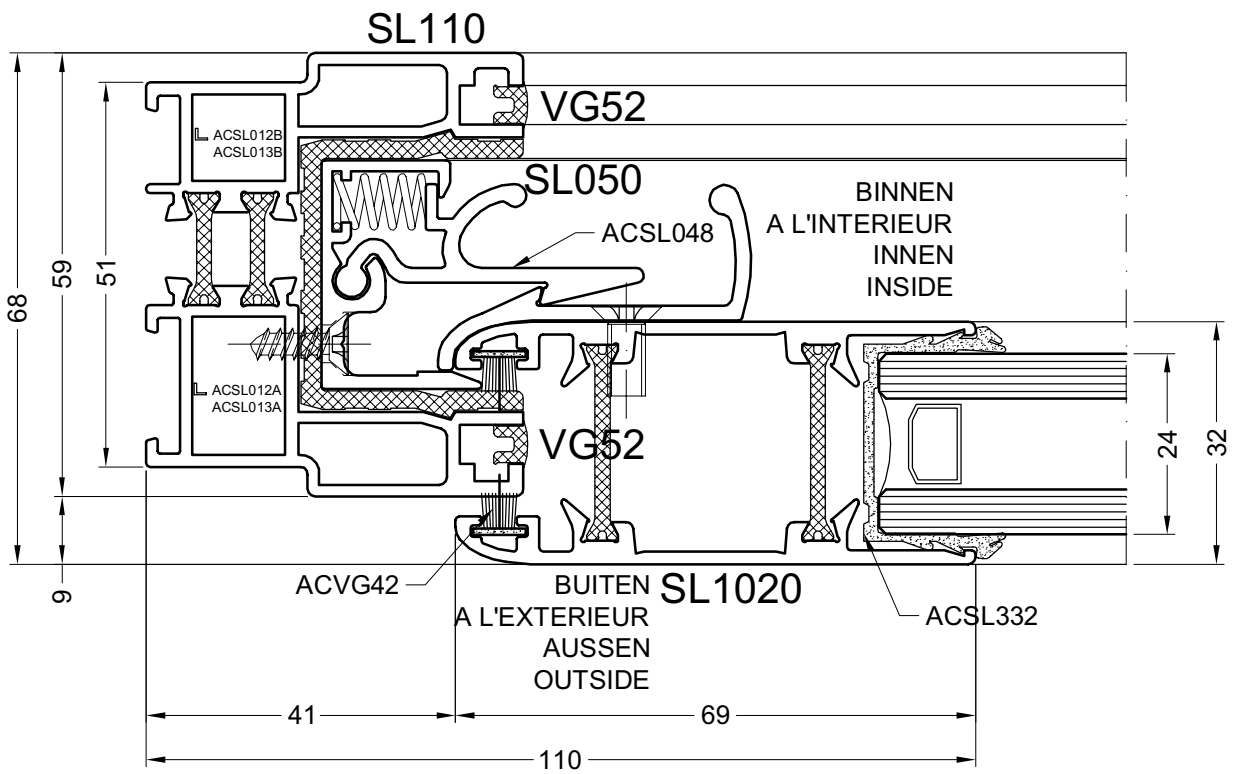
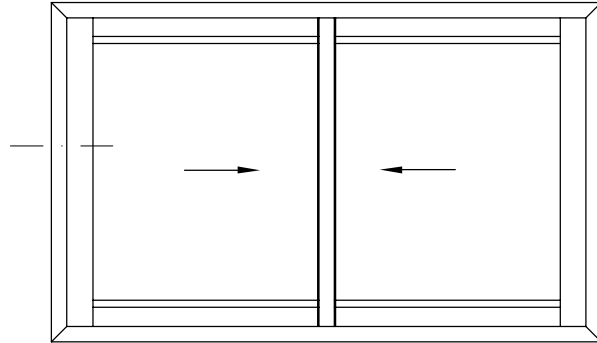
DOORSNEDE - COUPE - SCHNITT - SECTION



door1q

# 1F

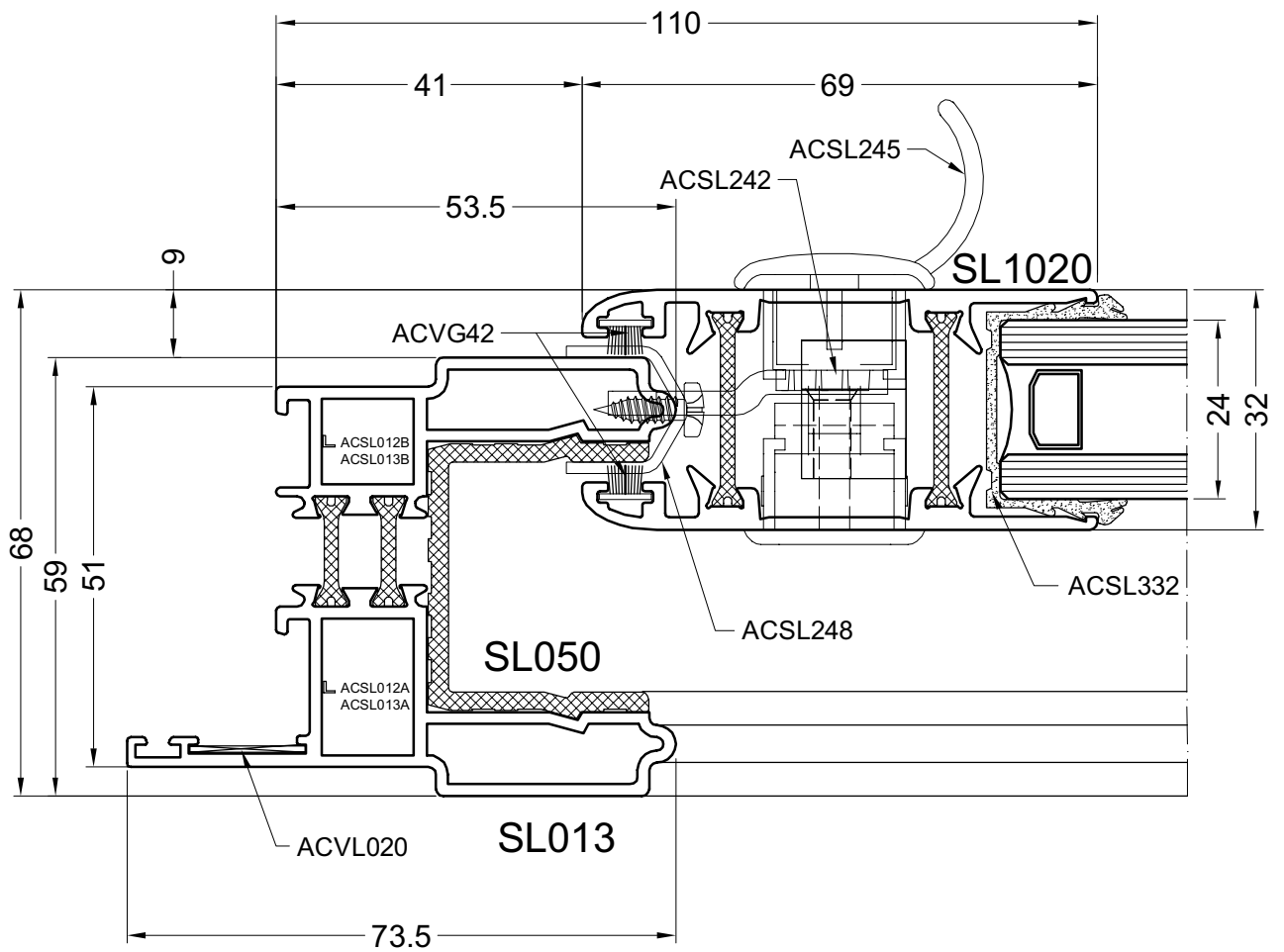
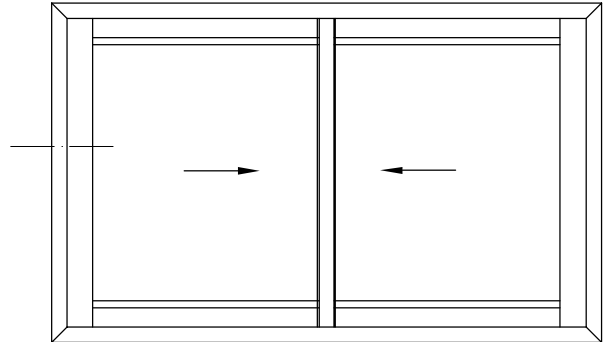
DOORSNEDE - COUPE - SCHNITT - SECTION



door1G

1G

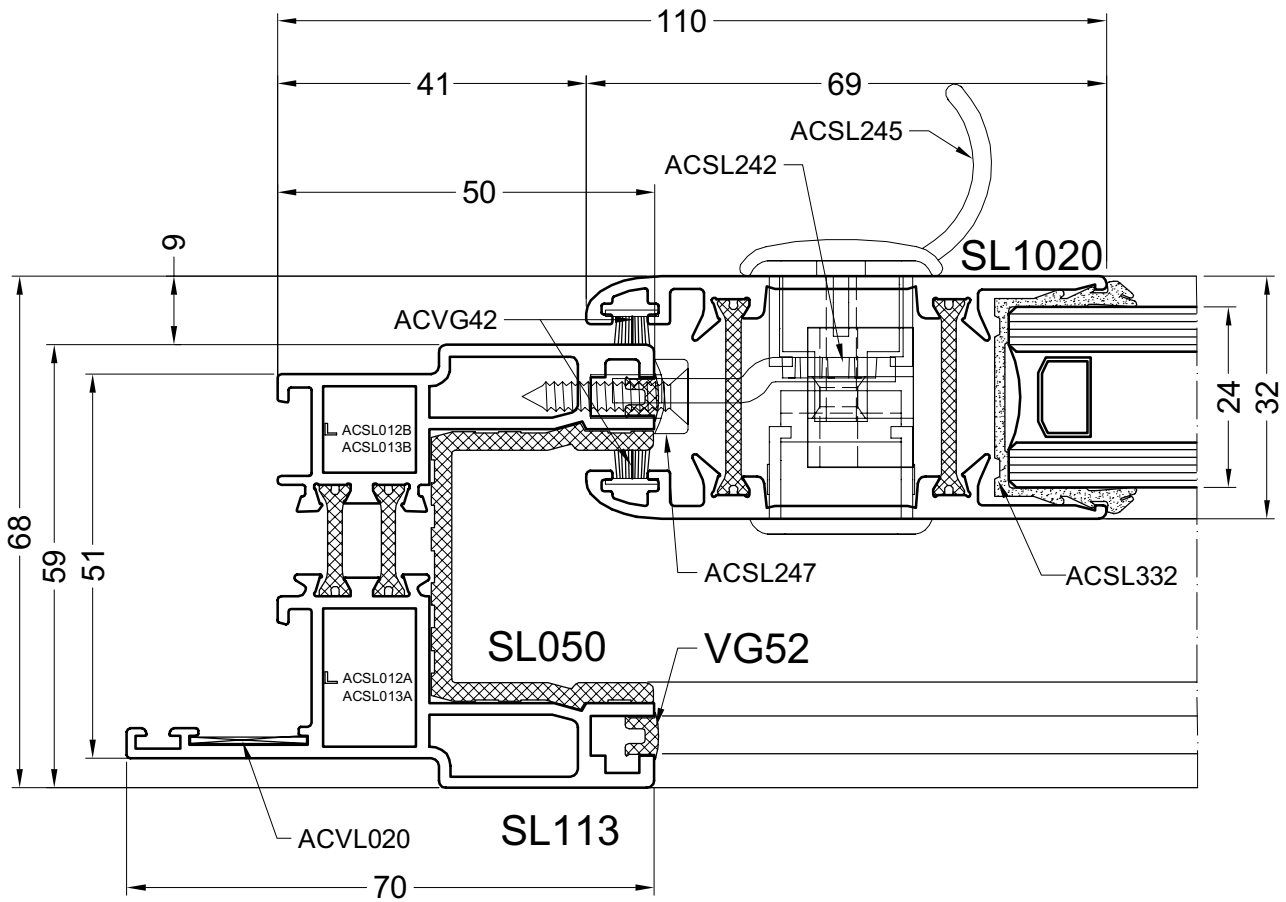
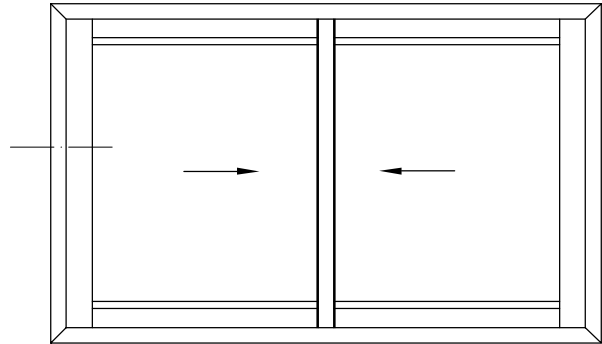
DOORSNEDE - COUPE - SCHNITT - SECTION



door1e

1H

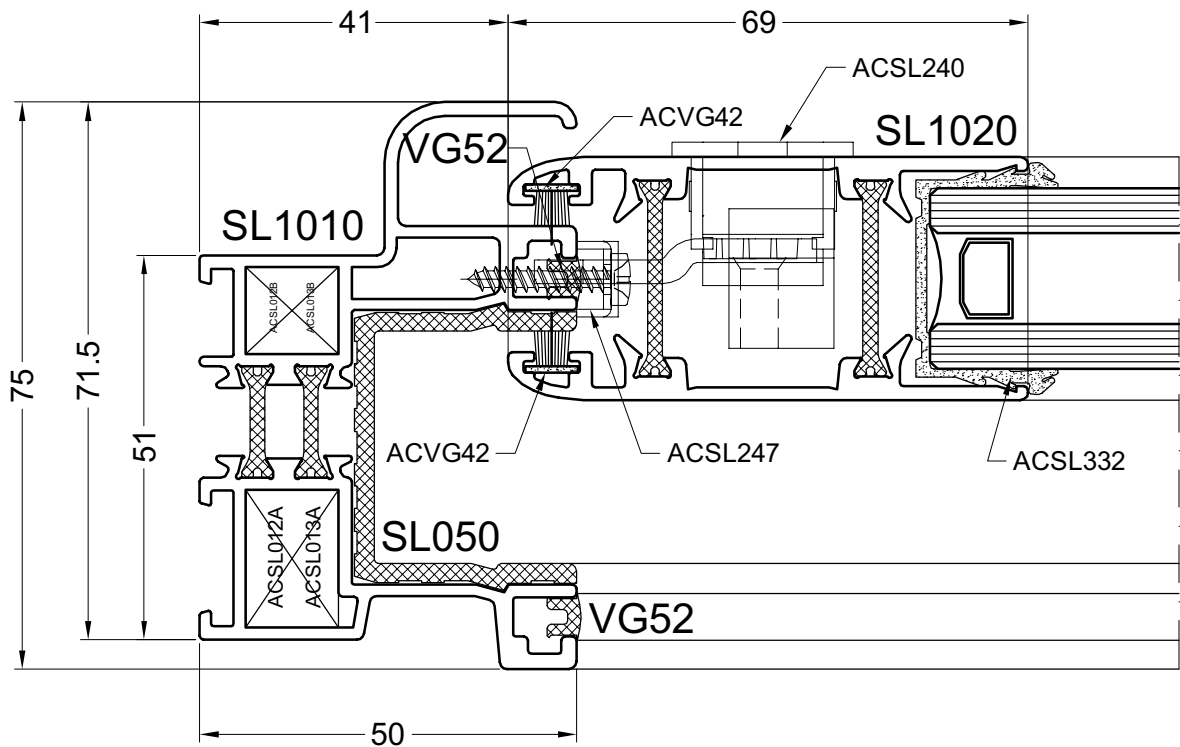
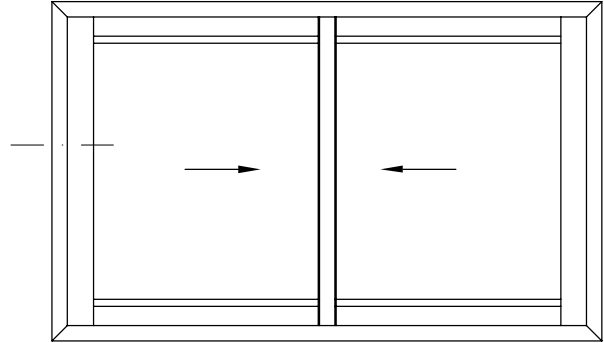
DOORSNEDE - COUPE - SCHNITT - SECTION



door1f

11

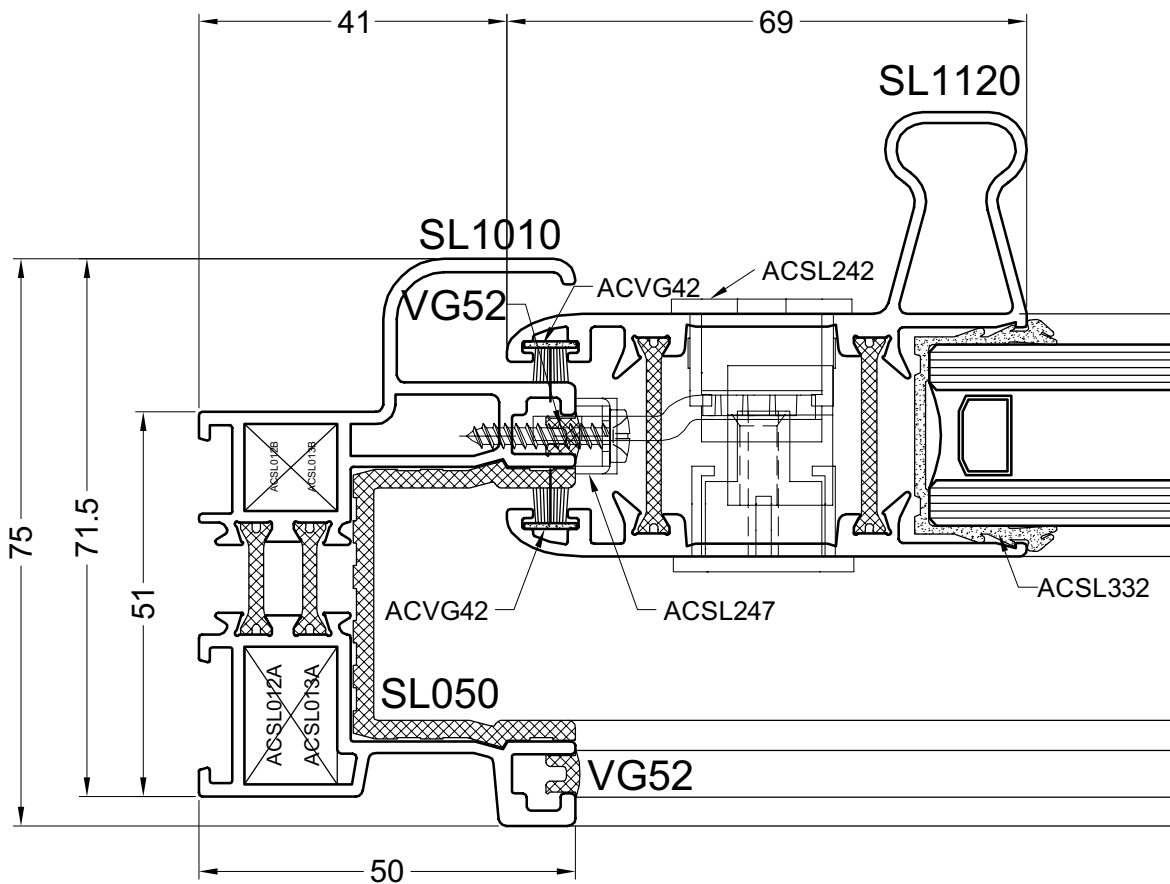
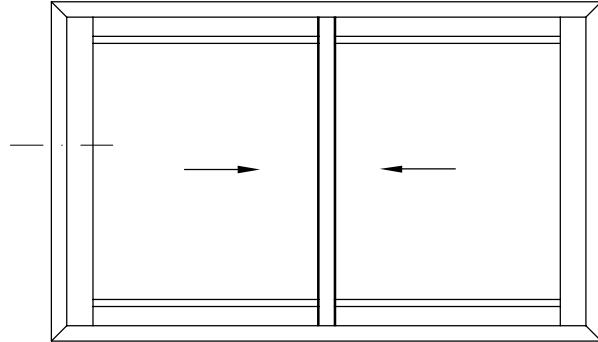
DOORSNEDE - COUPE - SCHNITT - SECTION



door1h

# 1J

DOORSNEDE - COUPE - SCHNITT - SECTION

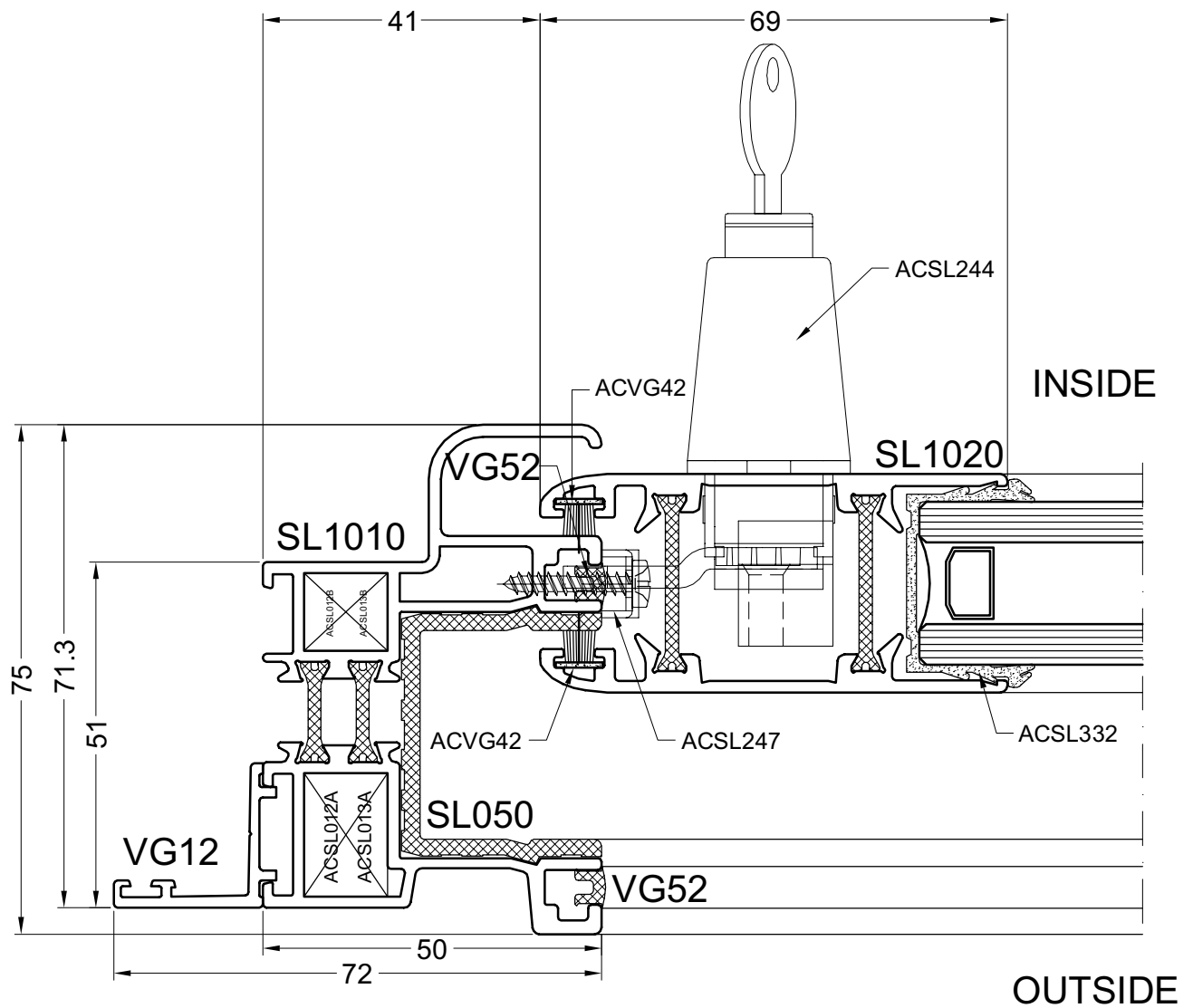
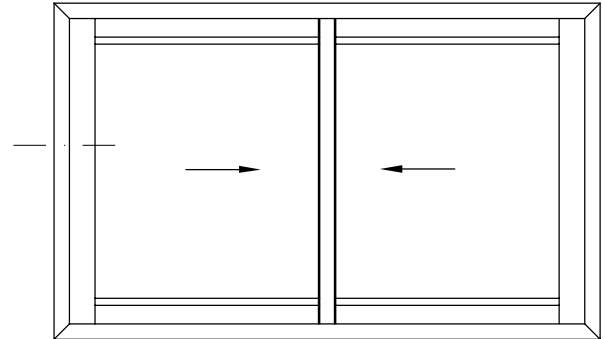


door1i



1K

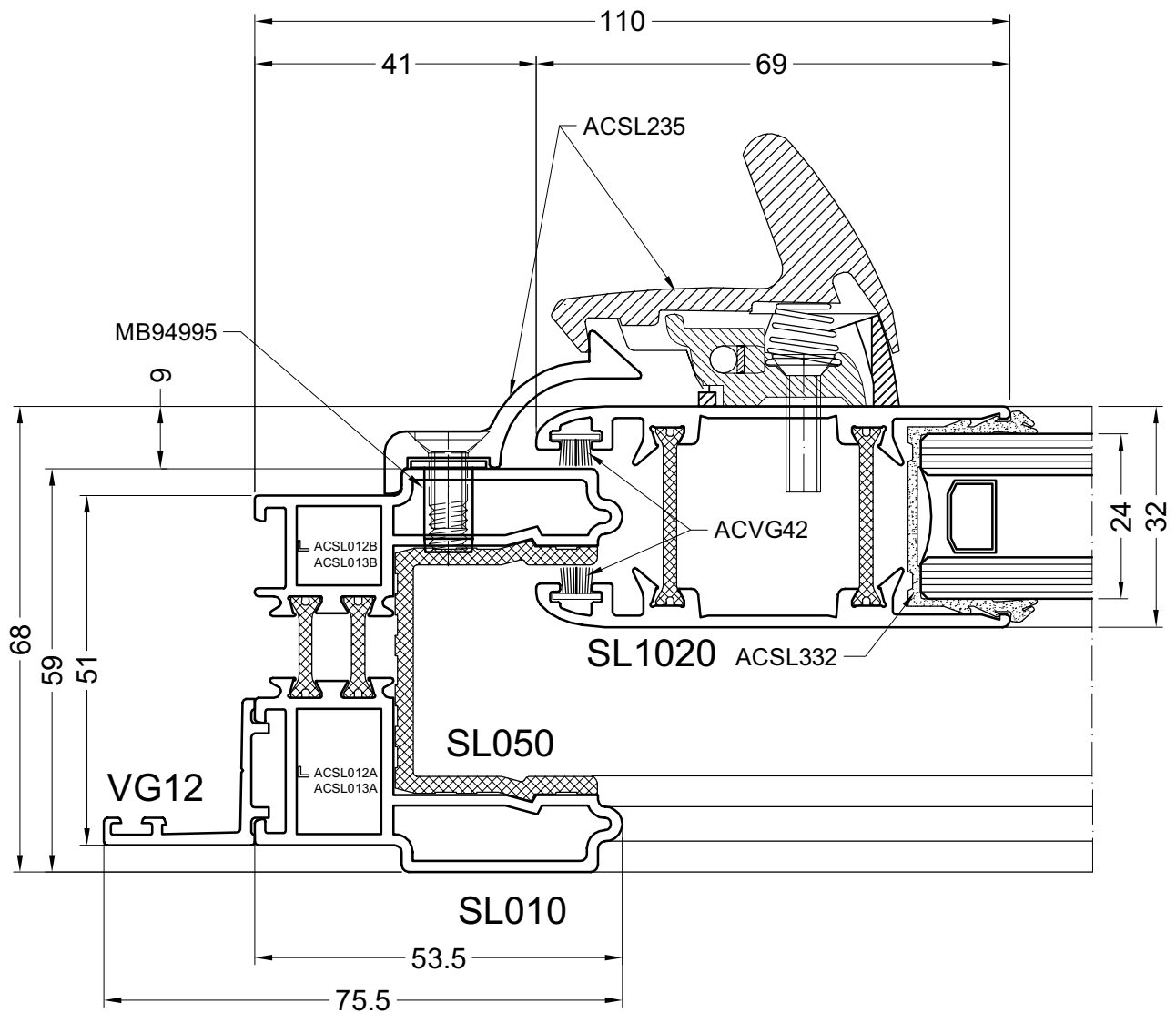
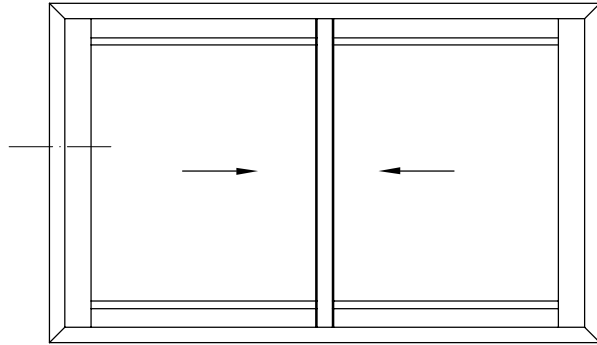
DOORSNEDE - COUPE - SCHNITT - SECTION



door1j

# 1L

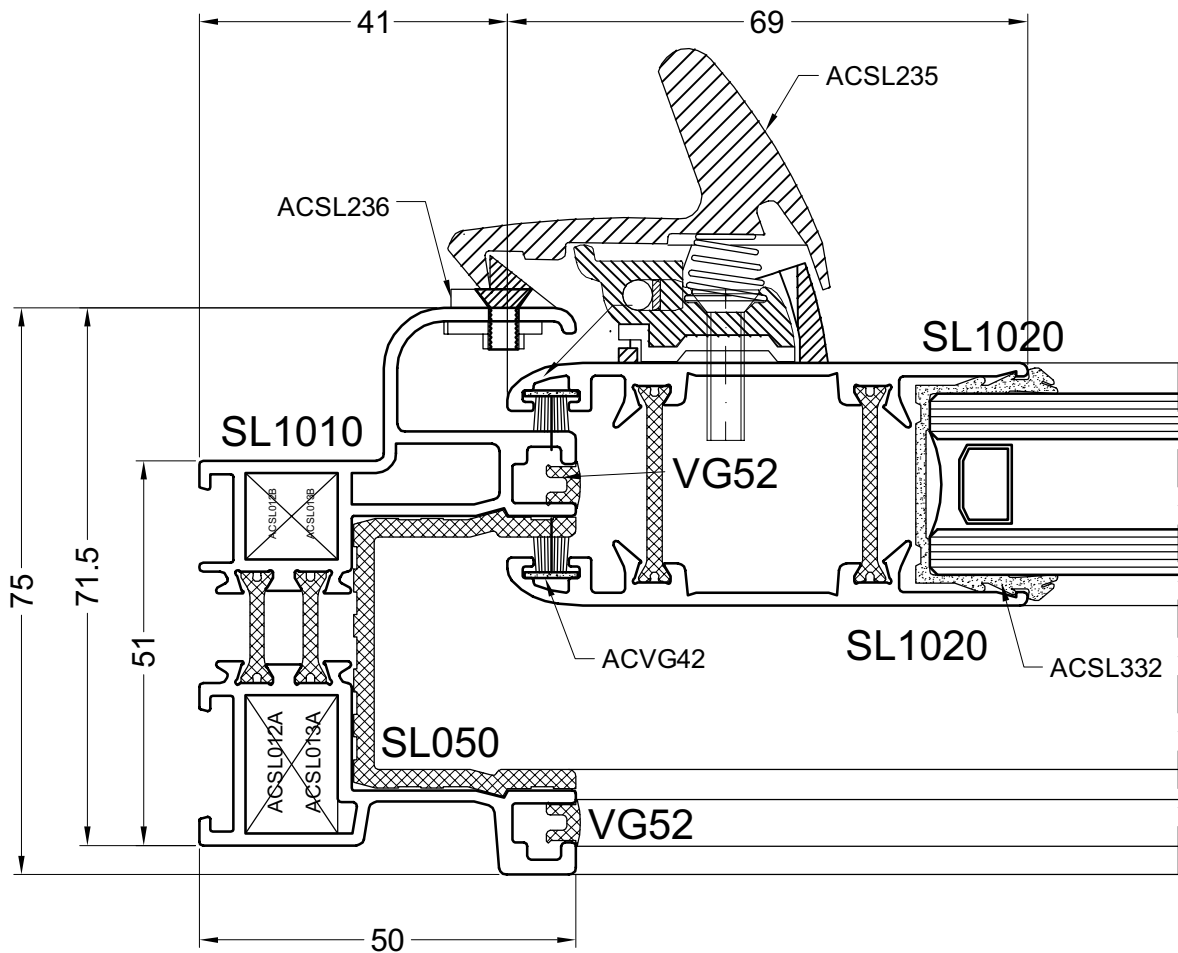
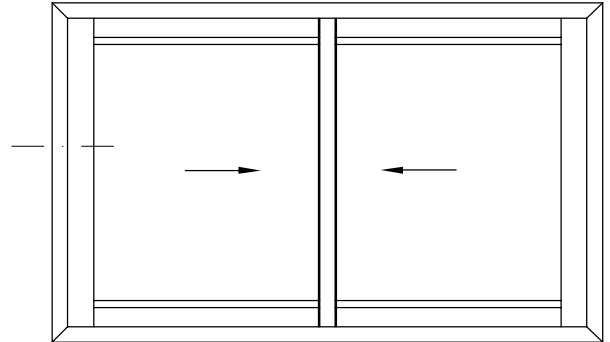
DOORSNEDE - COUPE - SCHNITT - SECTION



door1k

1M

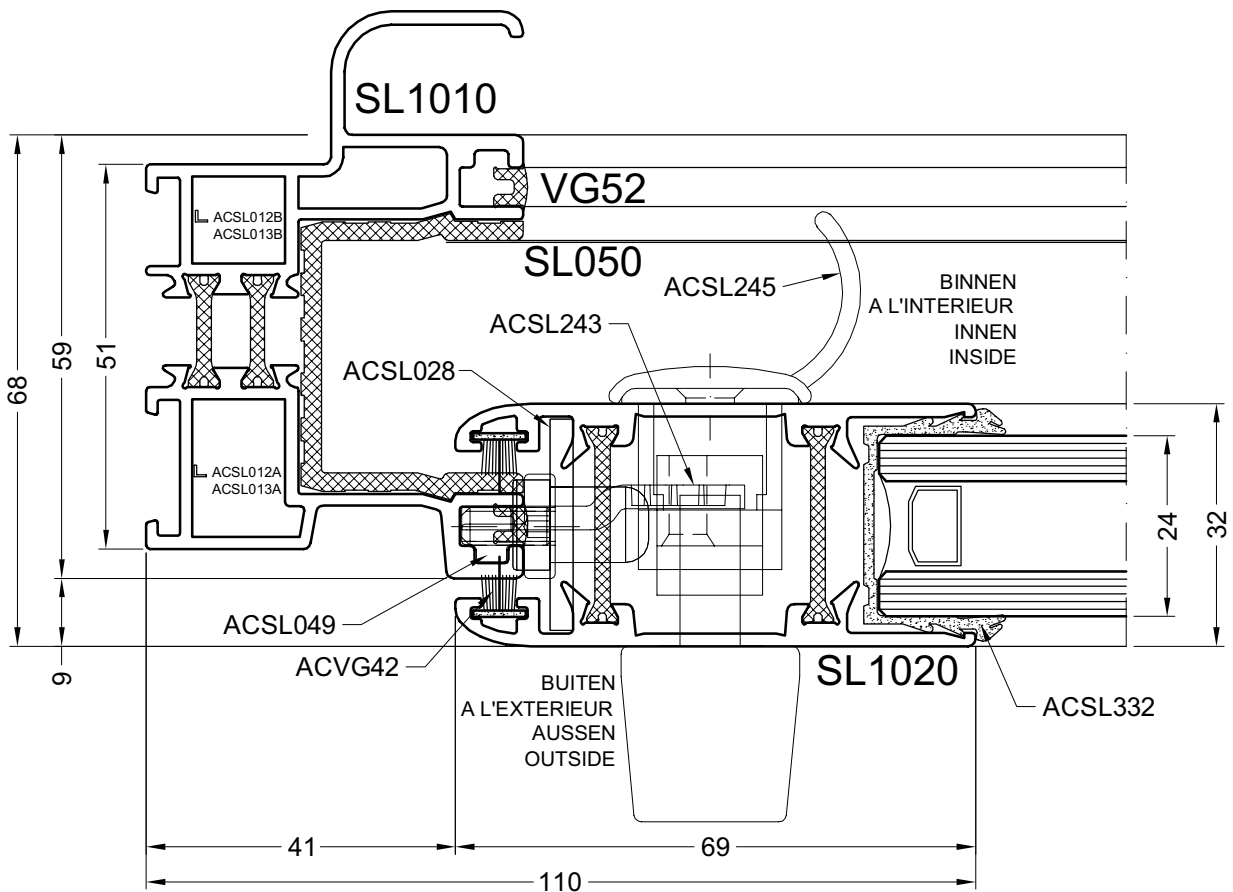
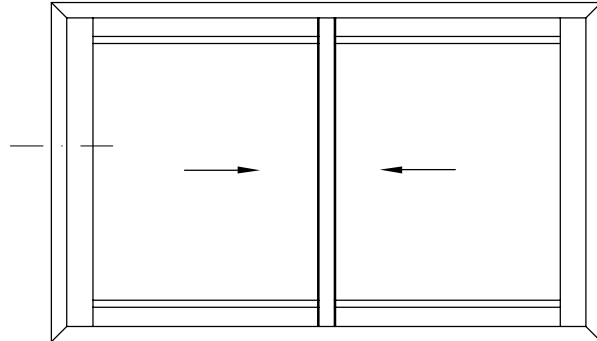
DOORSNEDE - COUPE - SCHNITT - SECTION



door1

# 1N

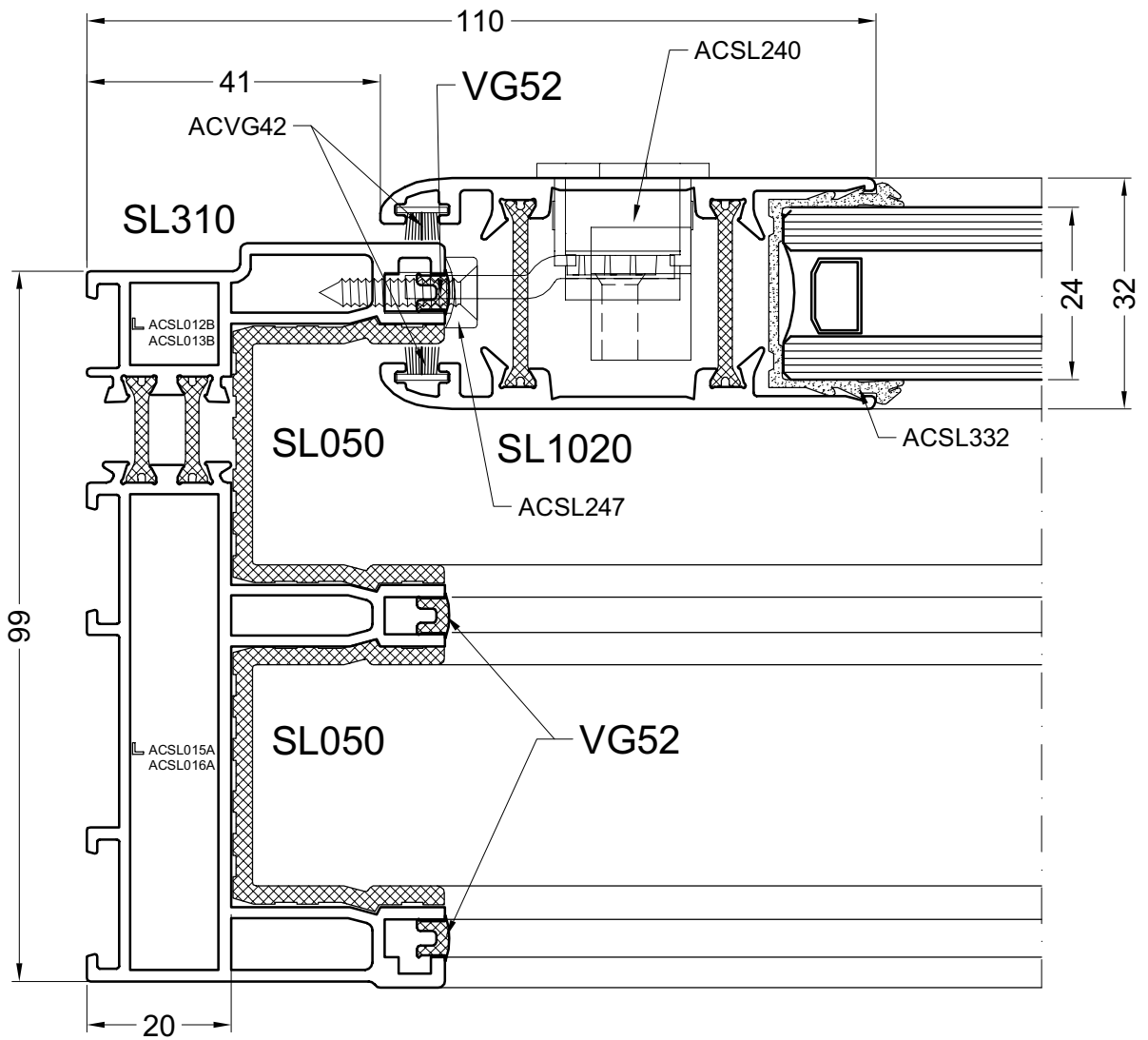
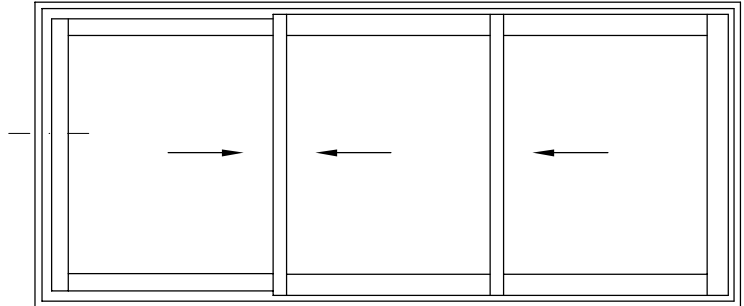
DOORSNEDE - COUPE - SCHNITT - SECTION



door1o

## 2A

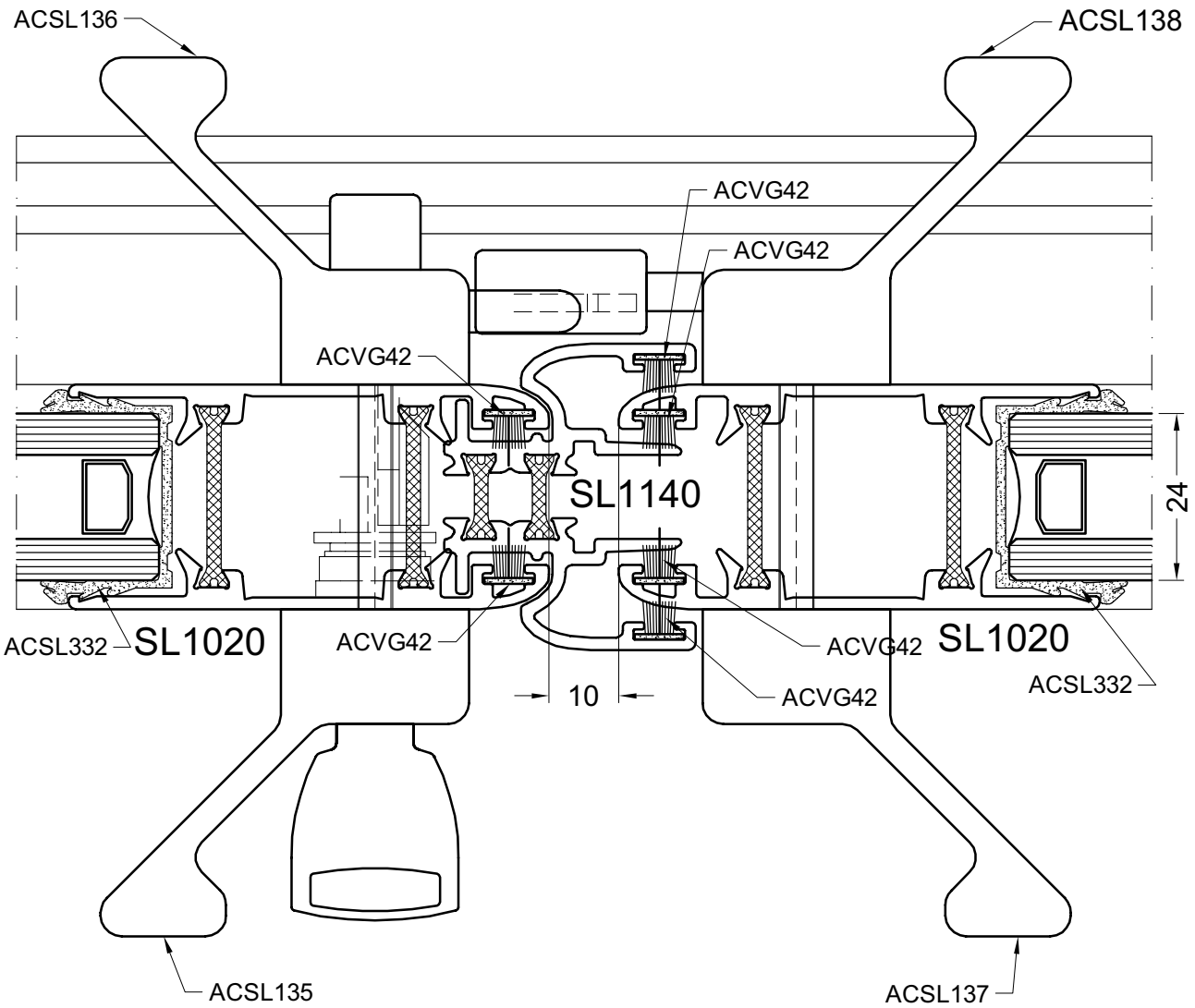
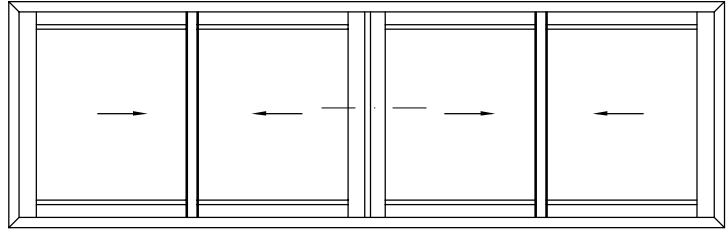
DOORSNEDE - COUPE - SCHNITT - SECTION



door2

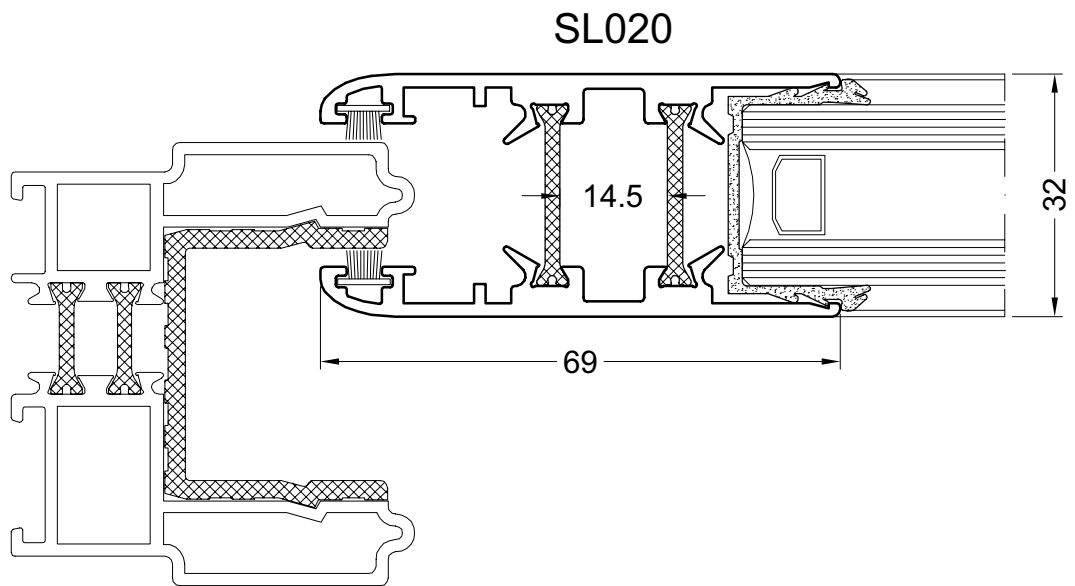
3A

DOORSNEDE - COUPE - SCHNITT - SECTION

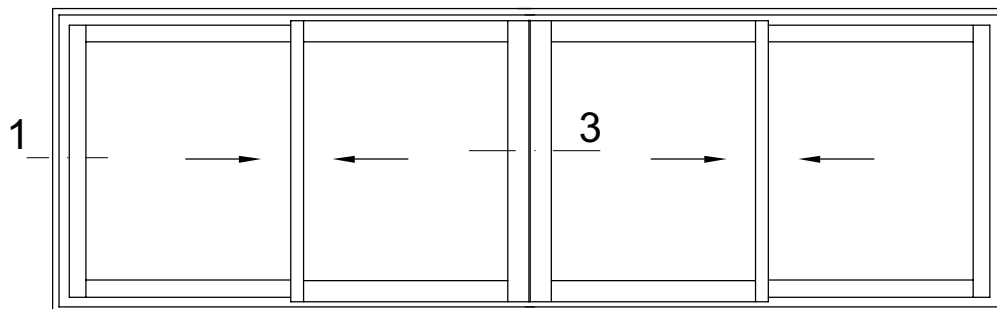
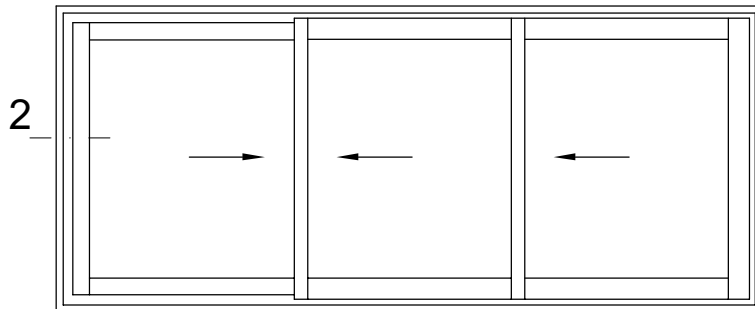
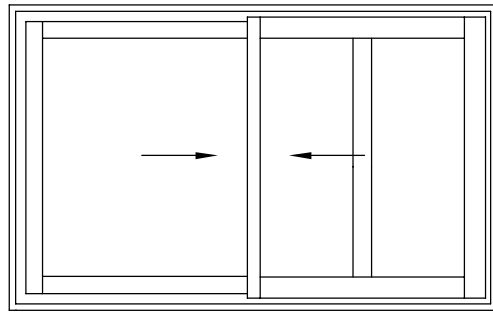
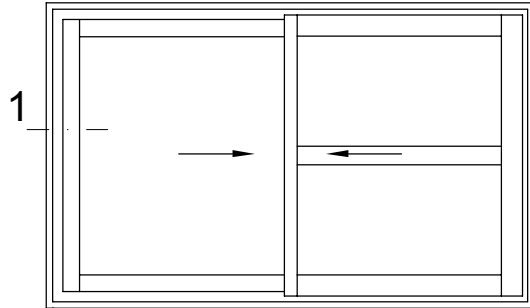


door10c

Doorsneden met SL020  
Coupes avec SL020  
Schnitte mit SL020  
Sections with SL020

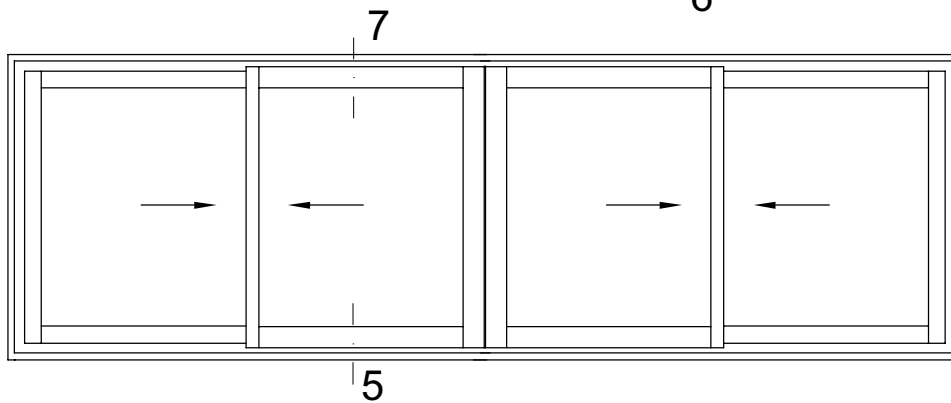
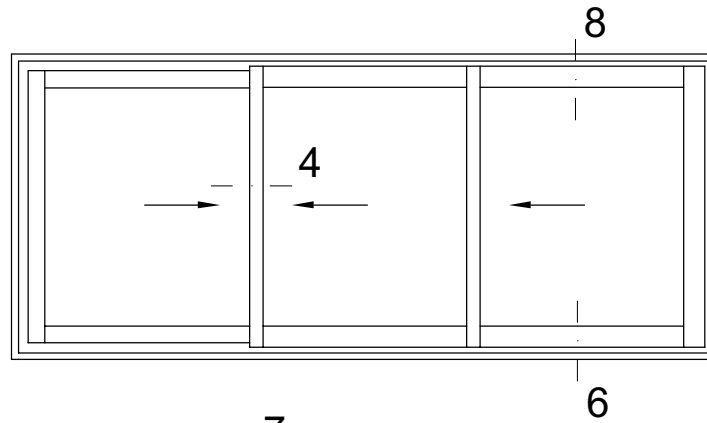
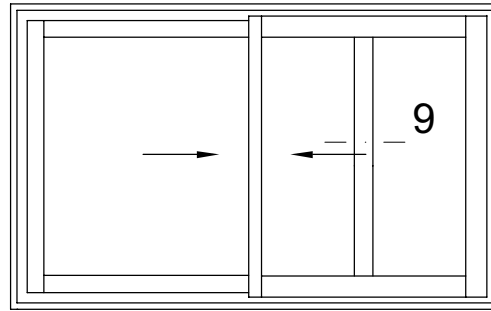
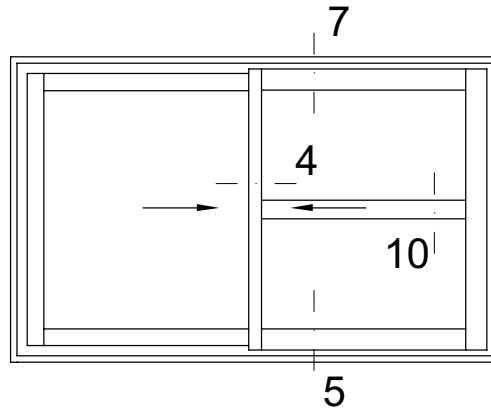


DOORSNEDE - COUPE - SCHNITT - SECTION

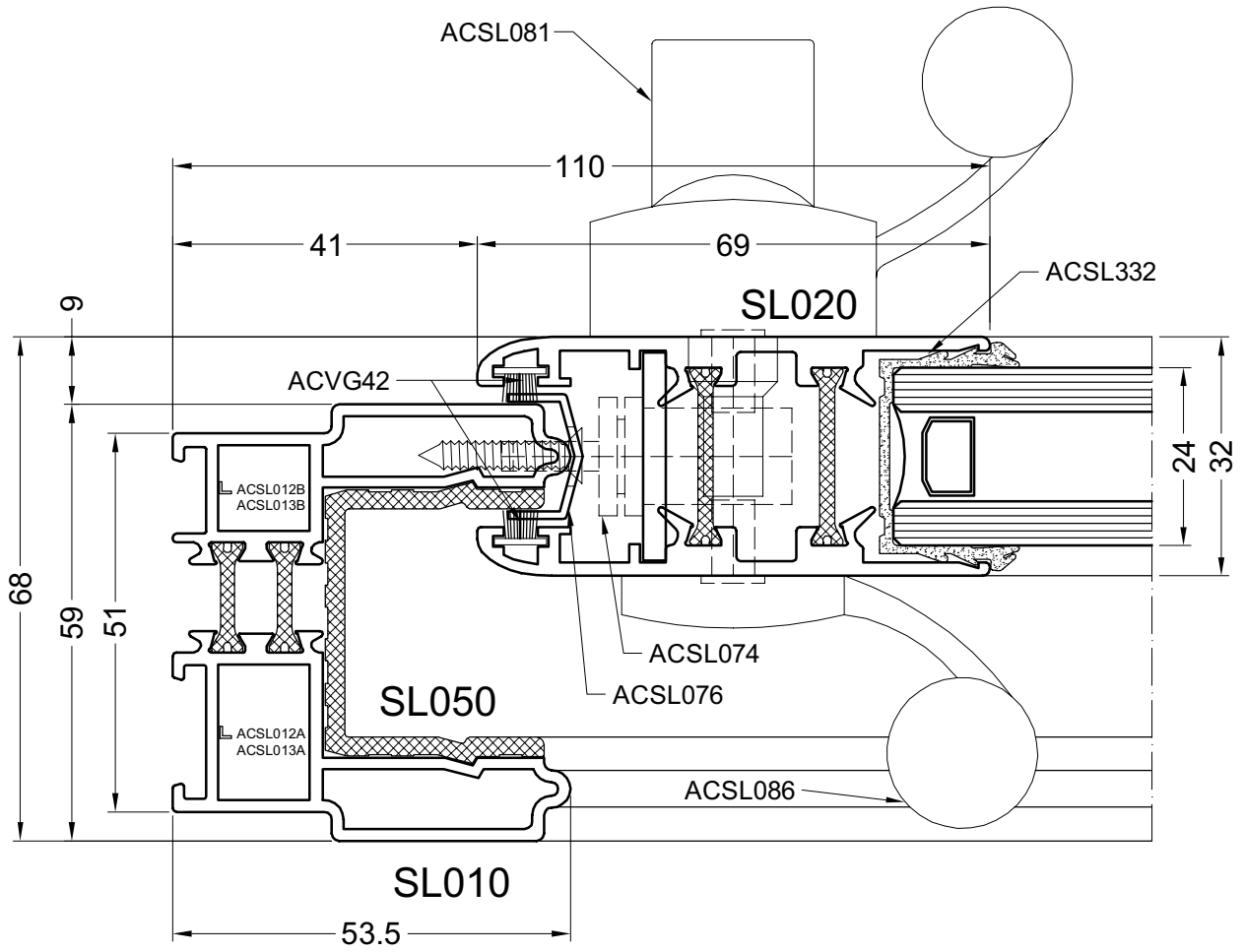
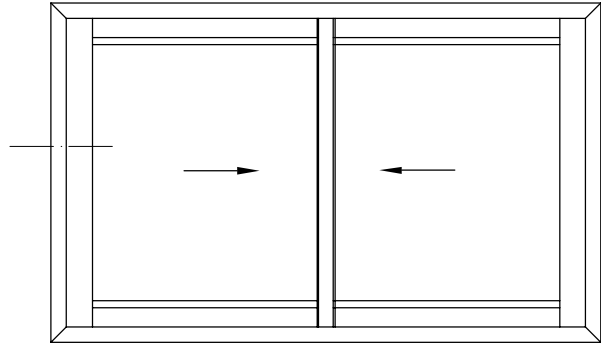


OVERZn1





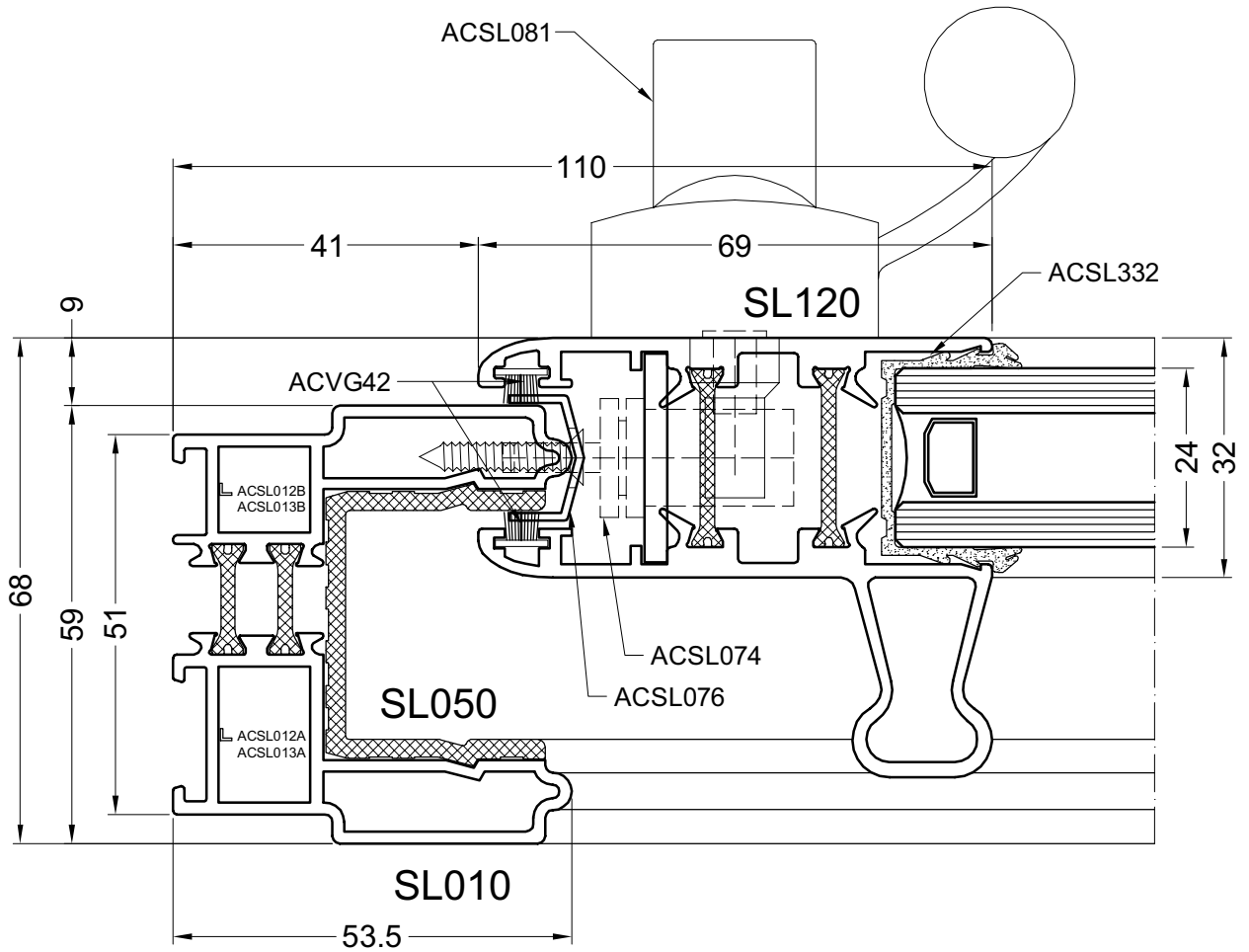
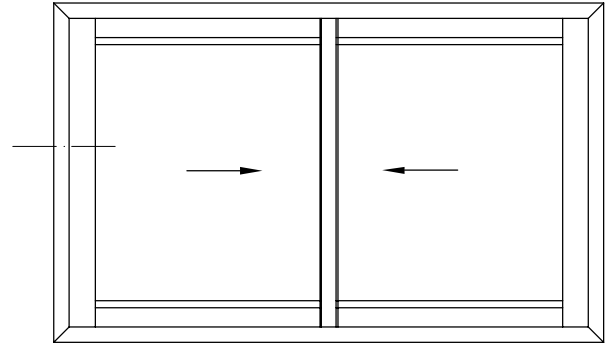
OVERZn2



door1m

1P

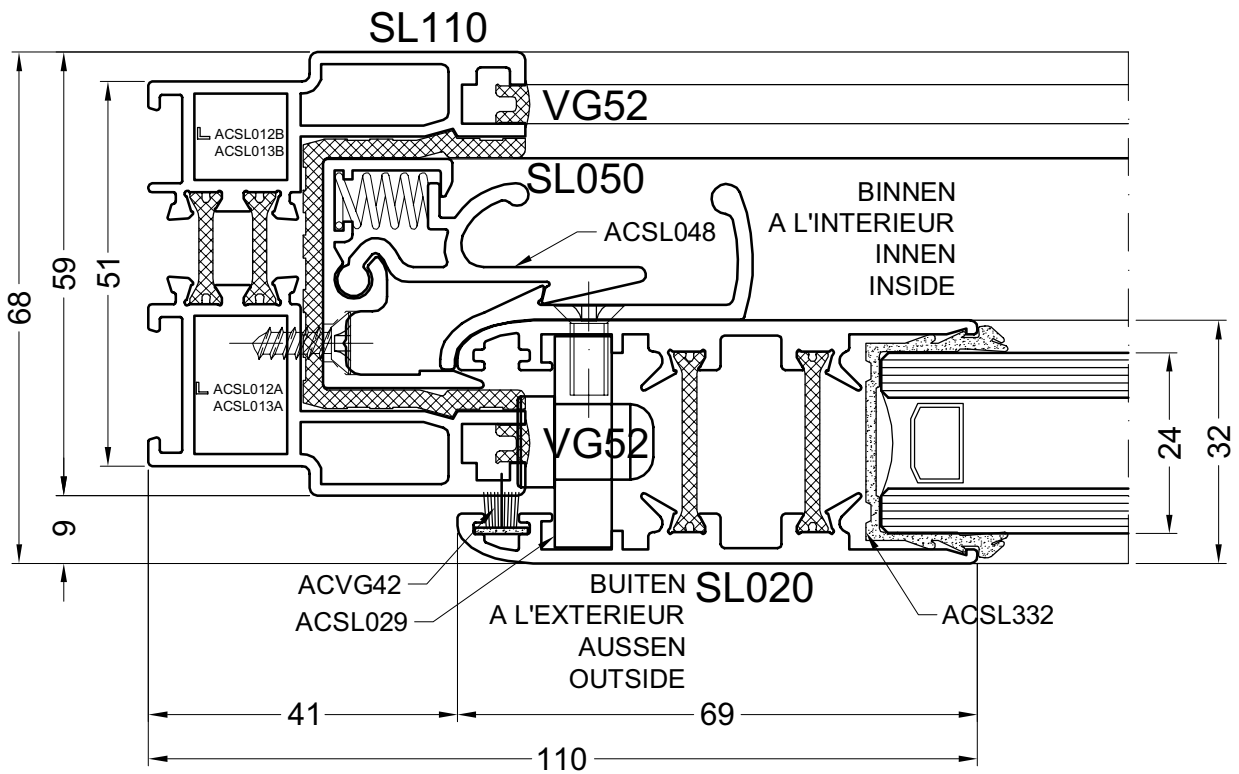
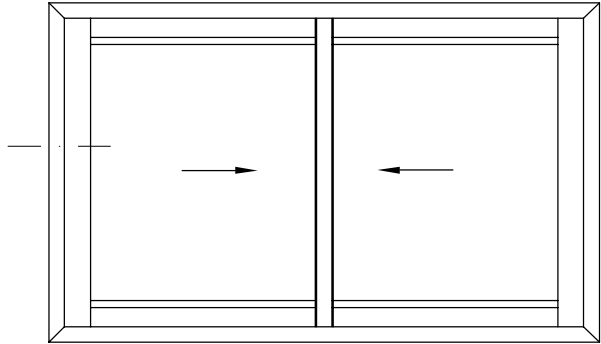
DOORSNEDE - COUPE - SCHNITT - SECTION



door1n

# 1Q

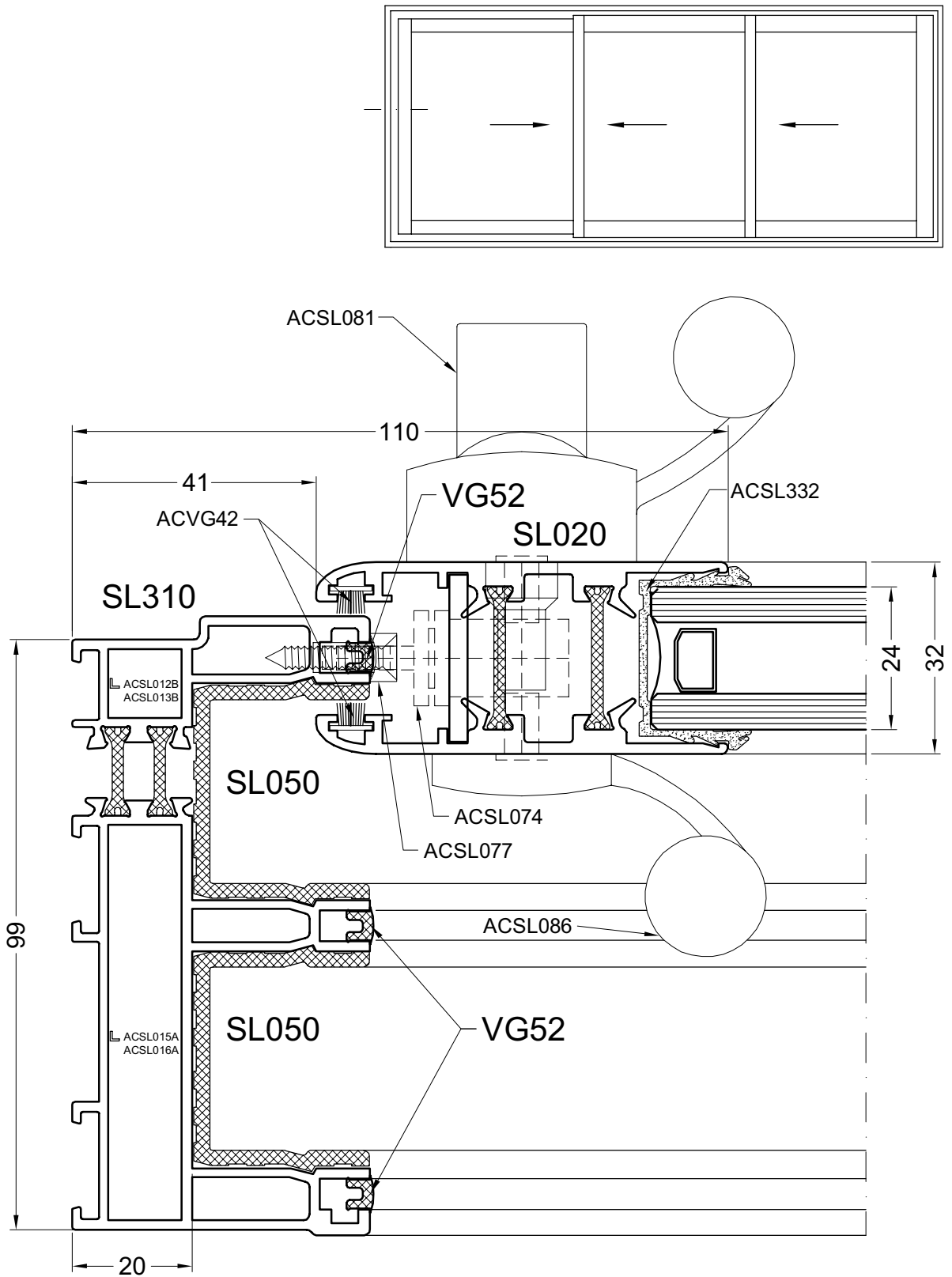
DOORSNEDE - COUPE - SCHNITT - SECTION



door1p

2B

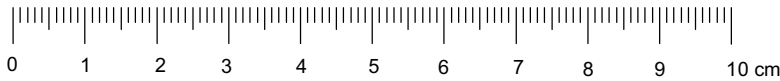
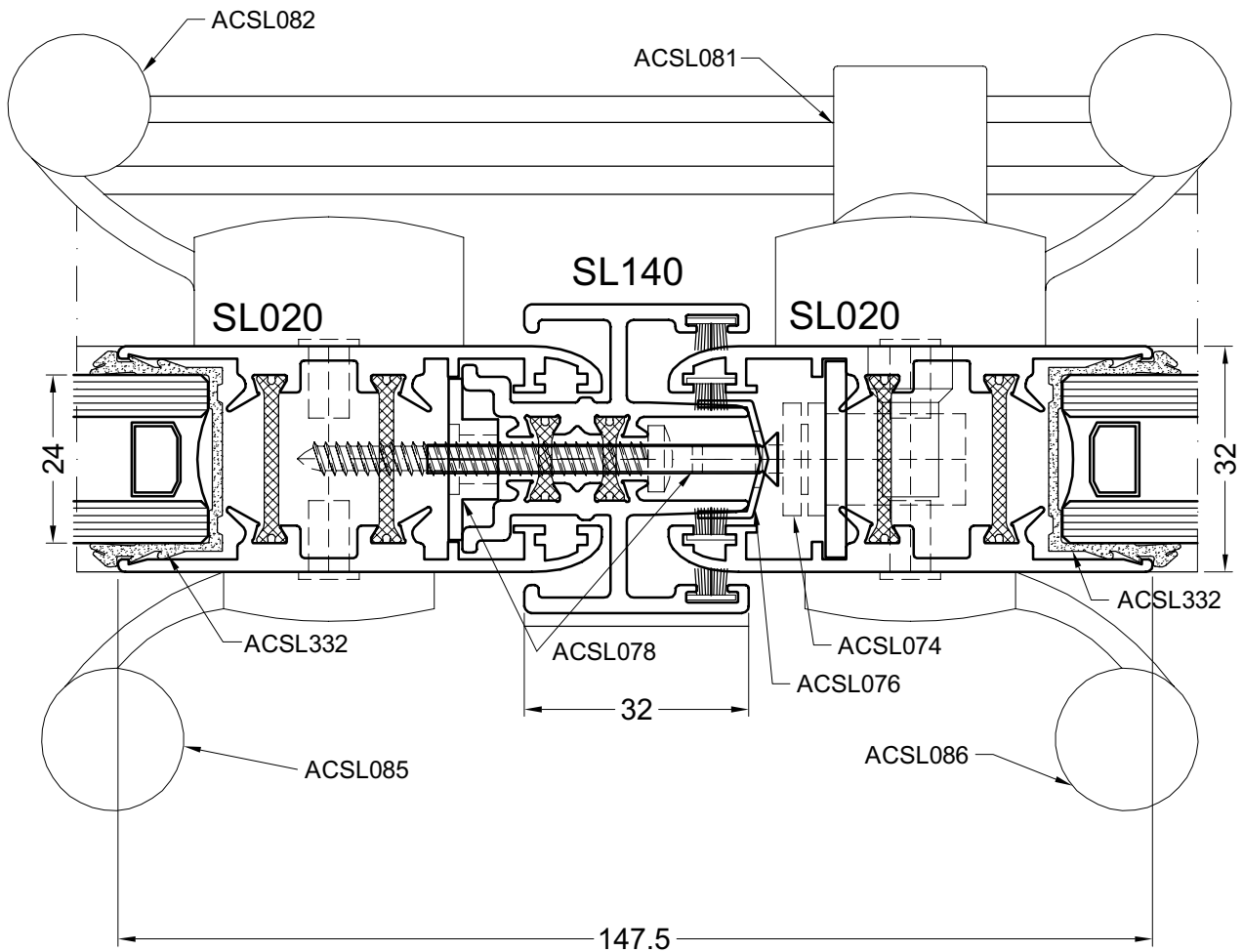
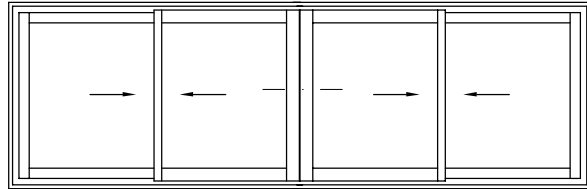
DOORSNEDE - COUPE - SCHNITT - SECTION



door2b

3B

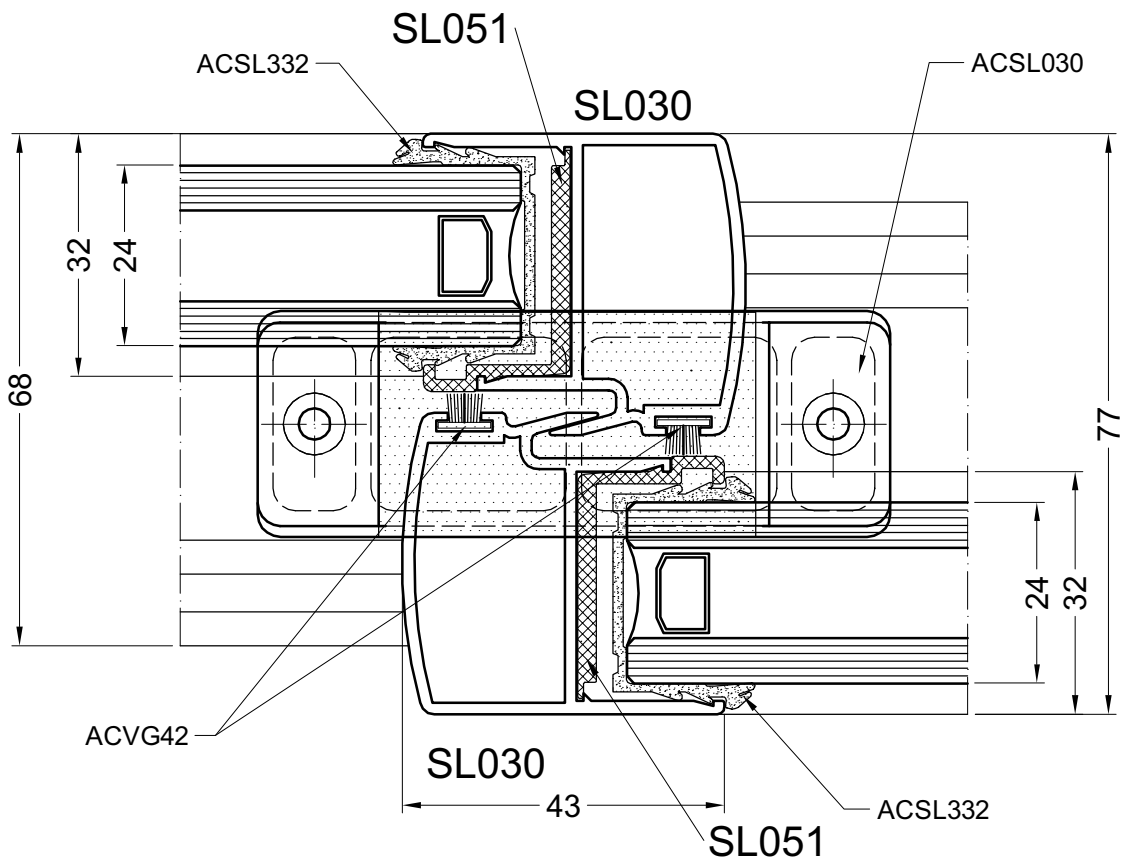
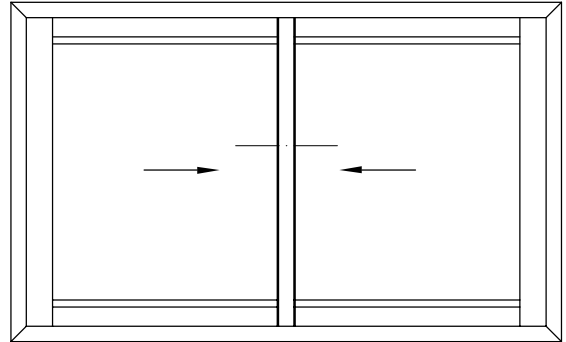
DOORSNEDE - COUPE - SCHNITT - SECTION



door10a

## 4A

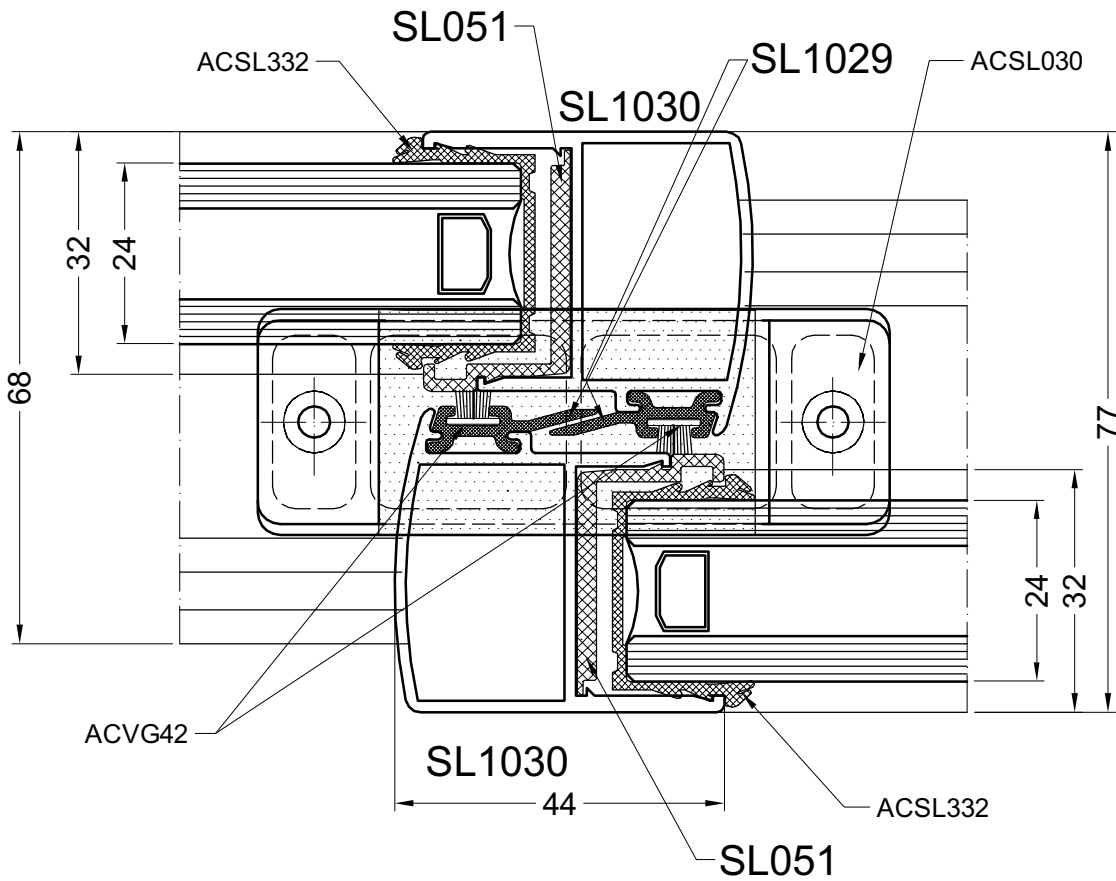
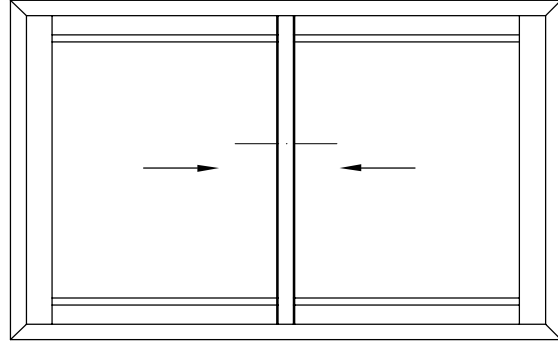
DOORSNEDE - COUPE - SCHNITT - SECTION



door3a

4Aa

DOORSNEDE - COUPE - SCHNITT - SECTION

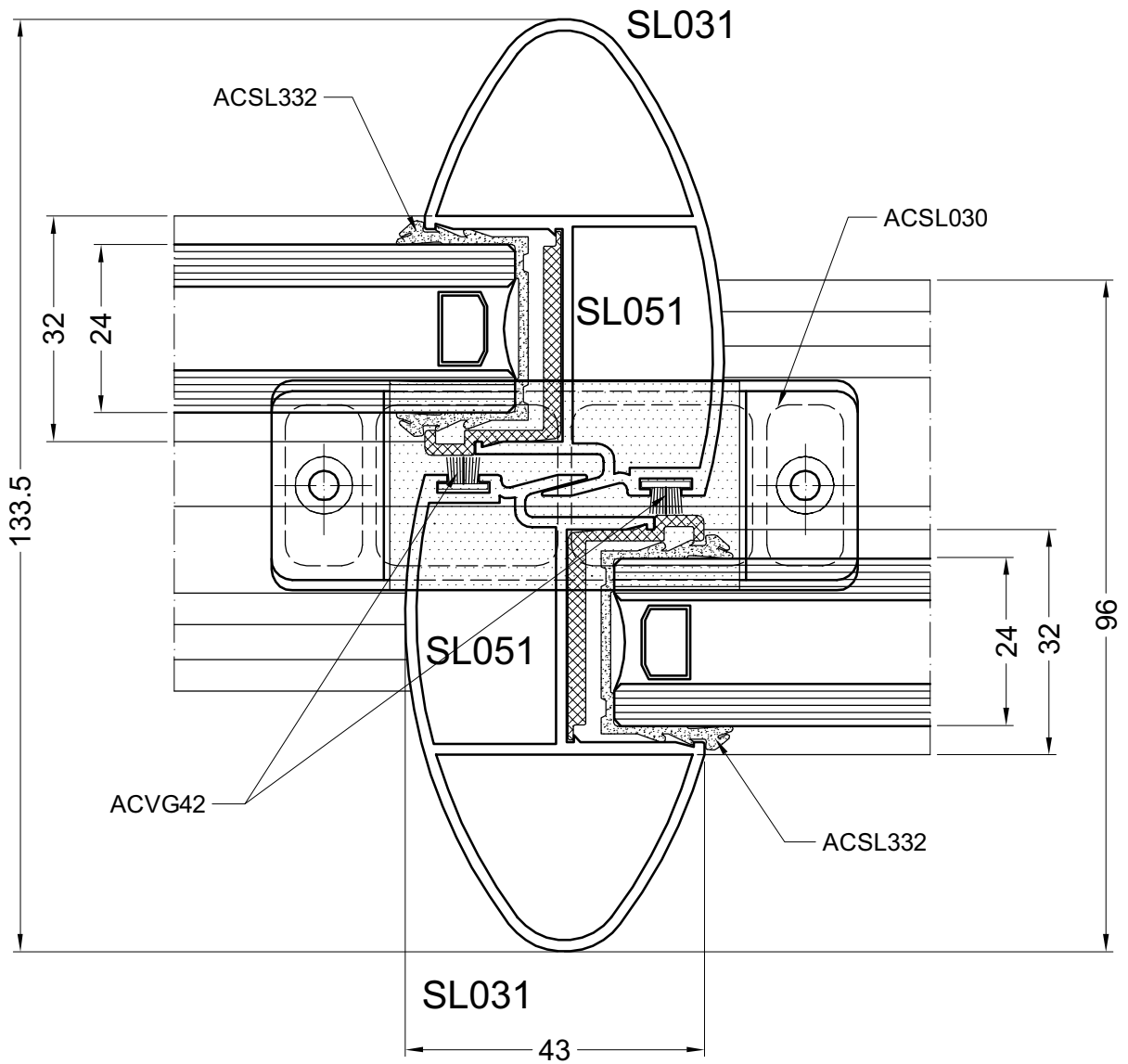
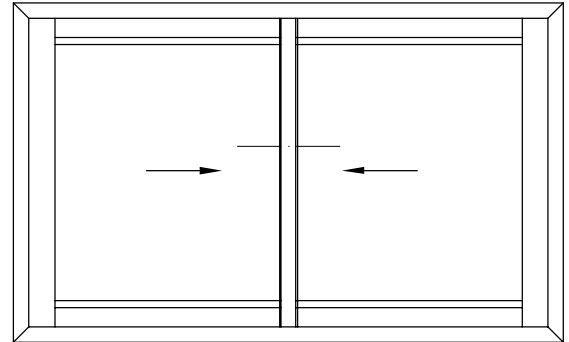


door3aa



4B

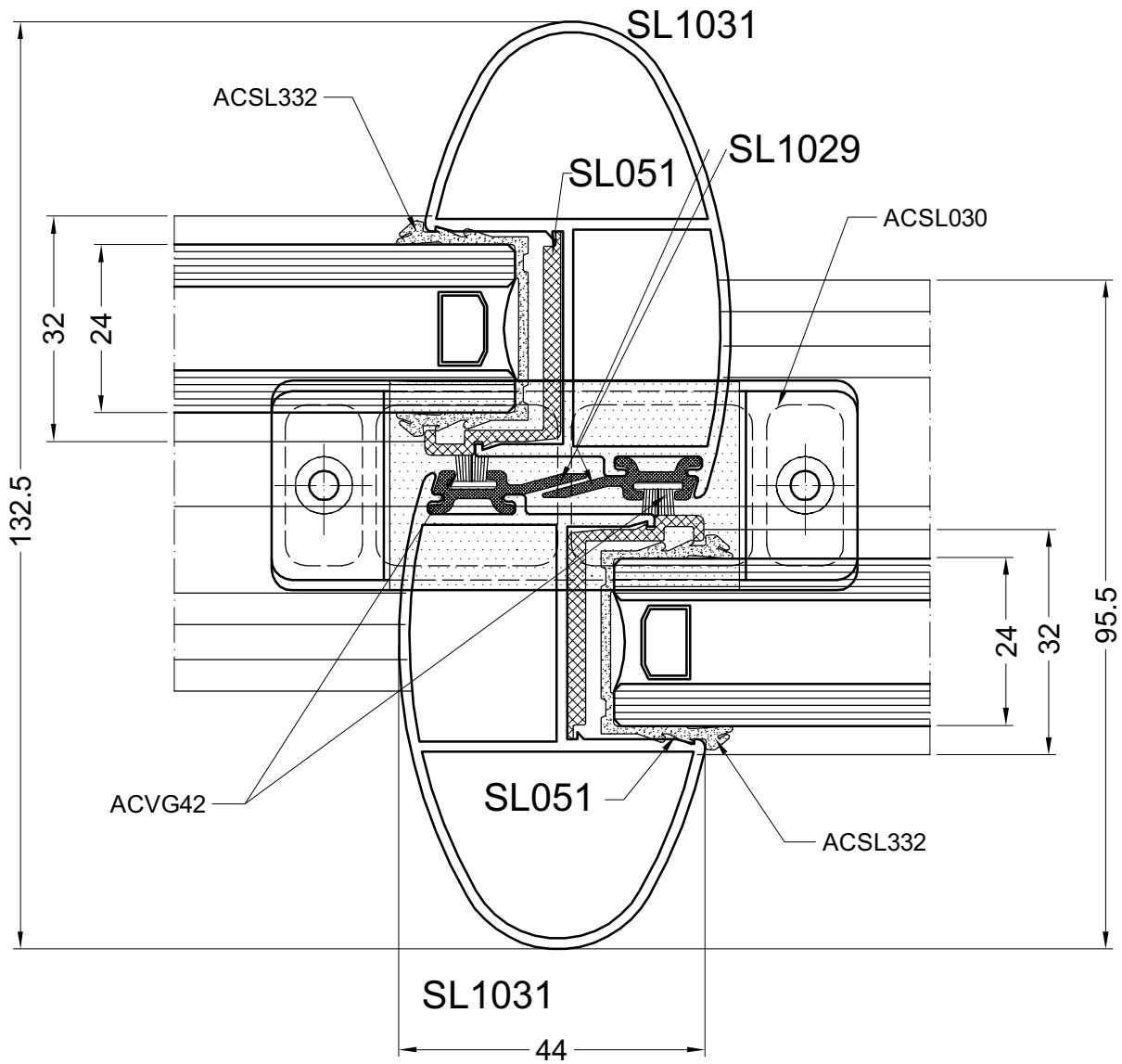
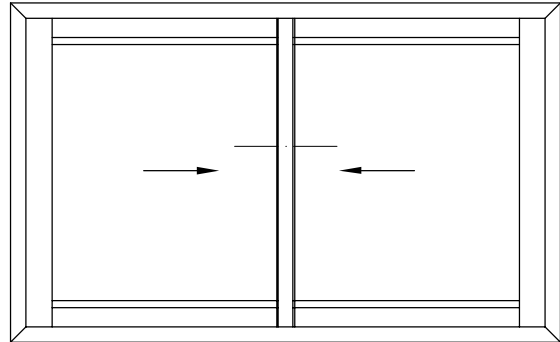
DOORSNEDE - COUPE - SCHNITT - SECTION



door3b

4Bb

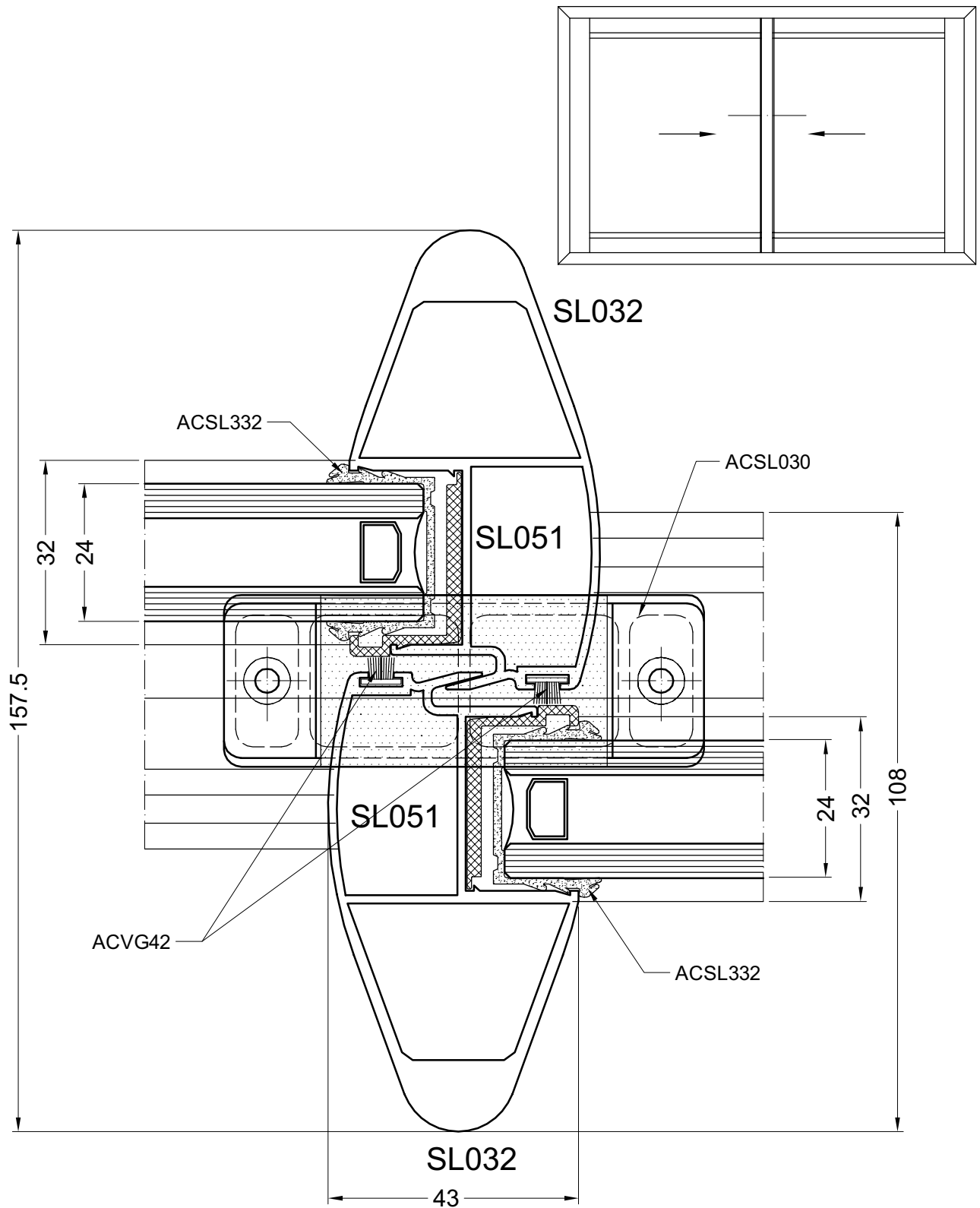
DOORSNEDE - COUPE - SCHNITT - SECTION



door3bb

# 4C

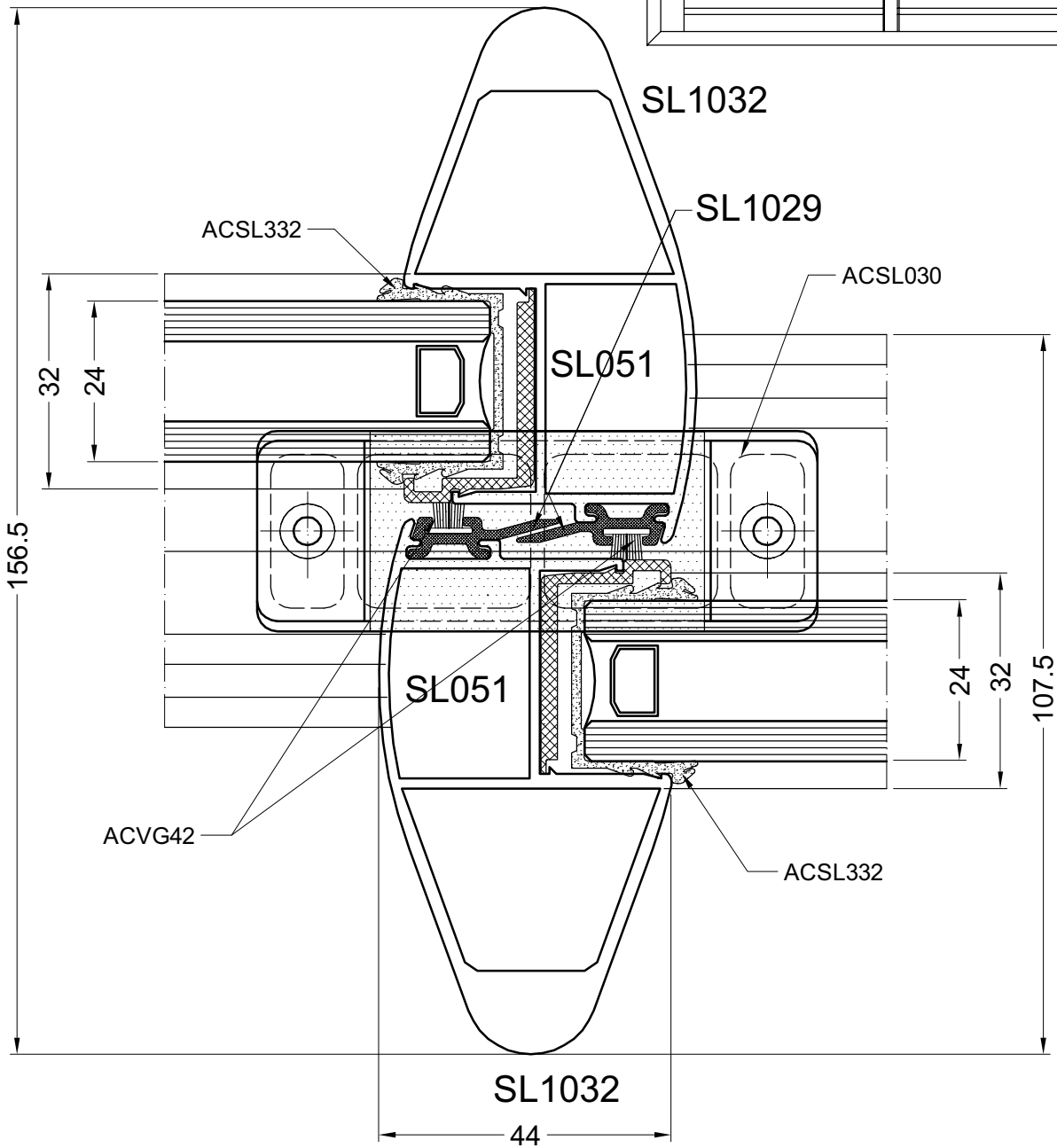
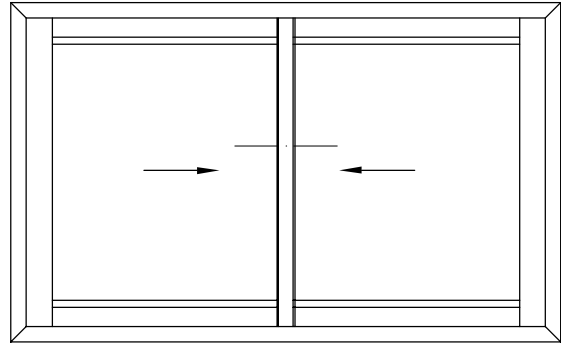
DOORSNEDE - COUPE - SCHNITT - SECTION



door3c

4Cc

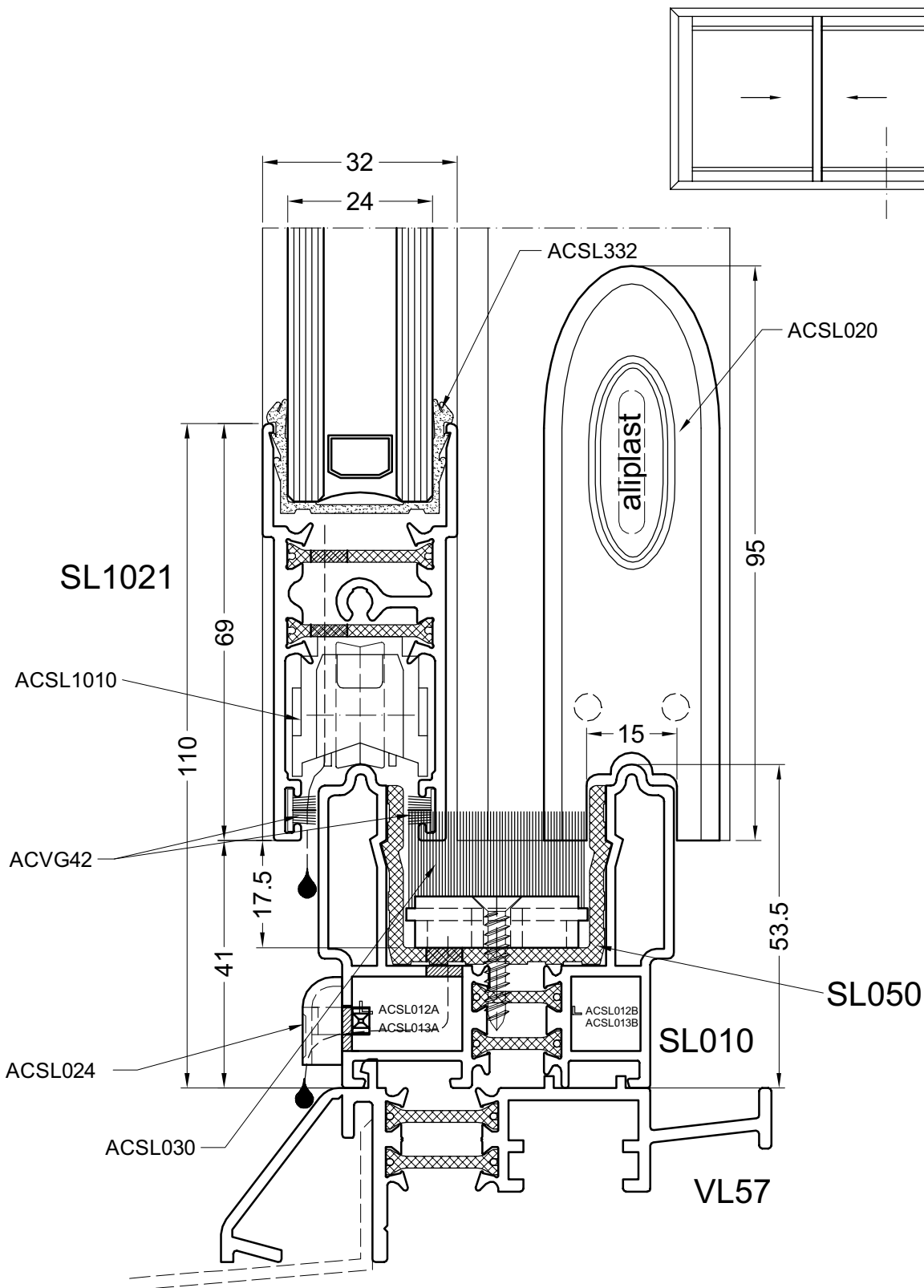
DOORSNEDE - COUPE - SCHNITT - SECTION



door3cc

**5A**

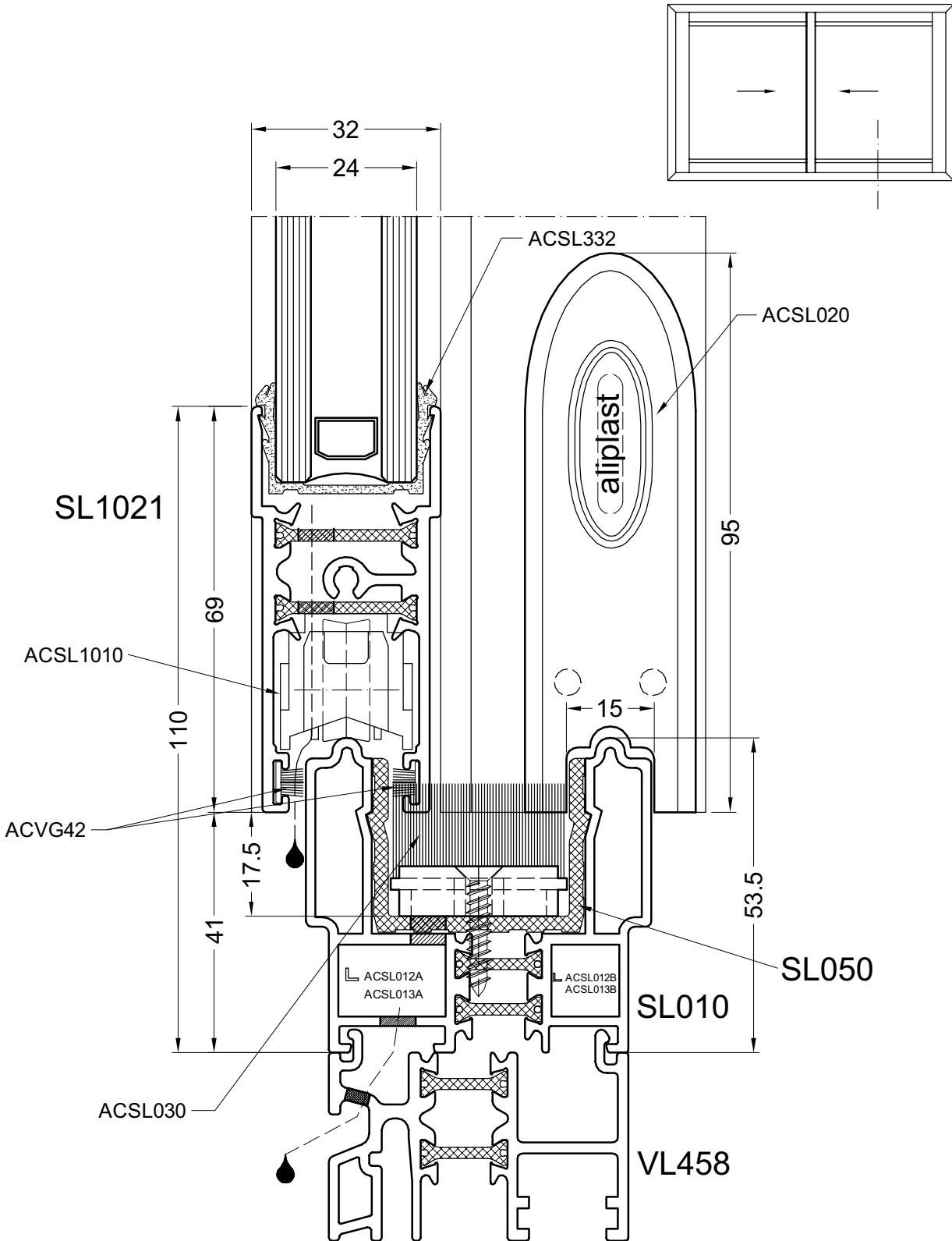
DOORSNEDE - COUPE - SCHNITT - SECTION



door4a

## 5B

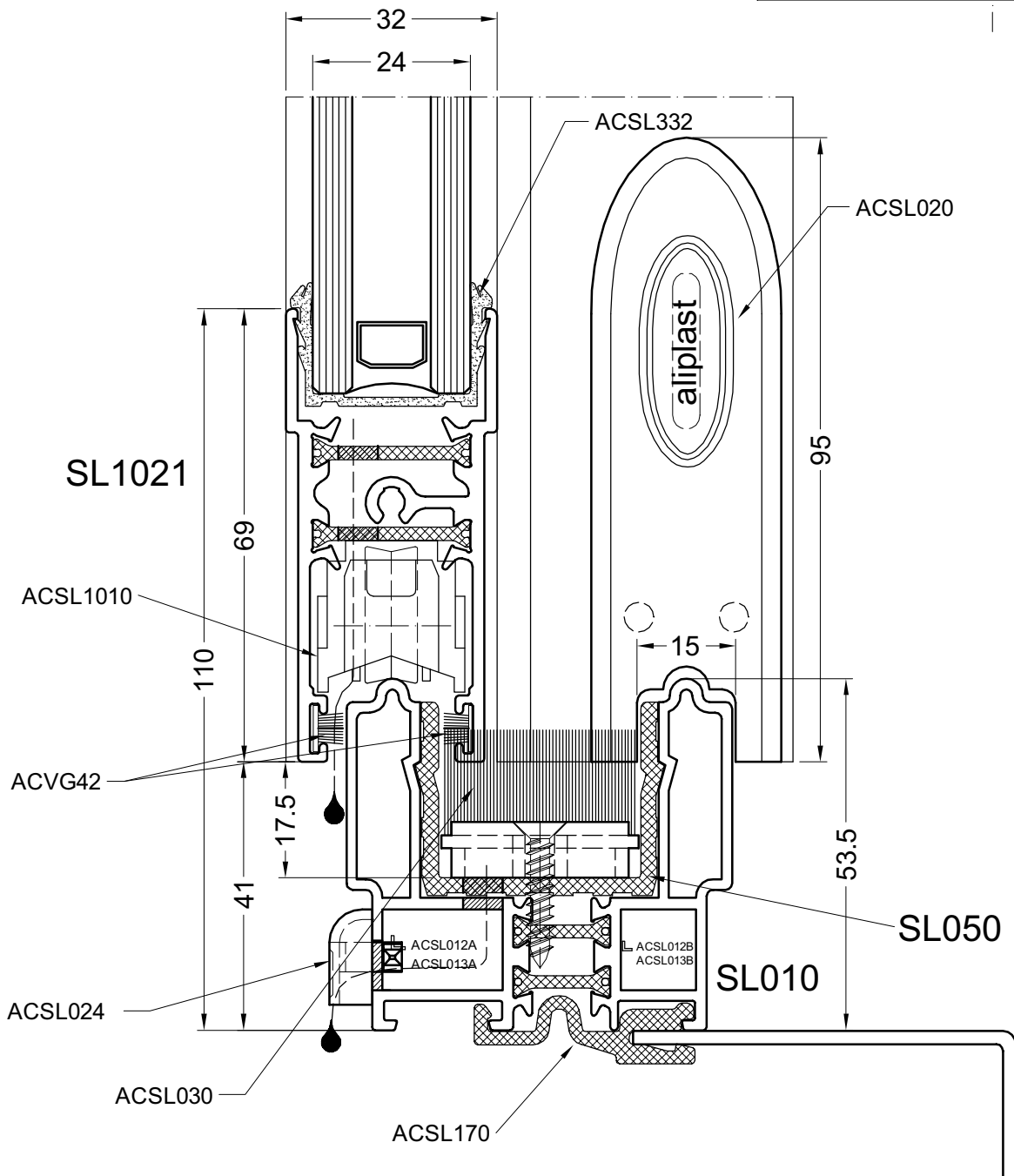
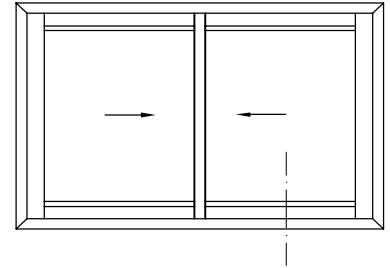
DOORSNEDE - COUPE - SCHNITT - SECTION



door4aa

**5C**

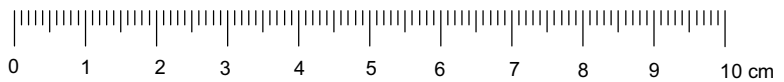
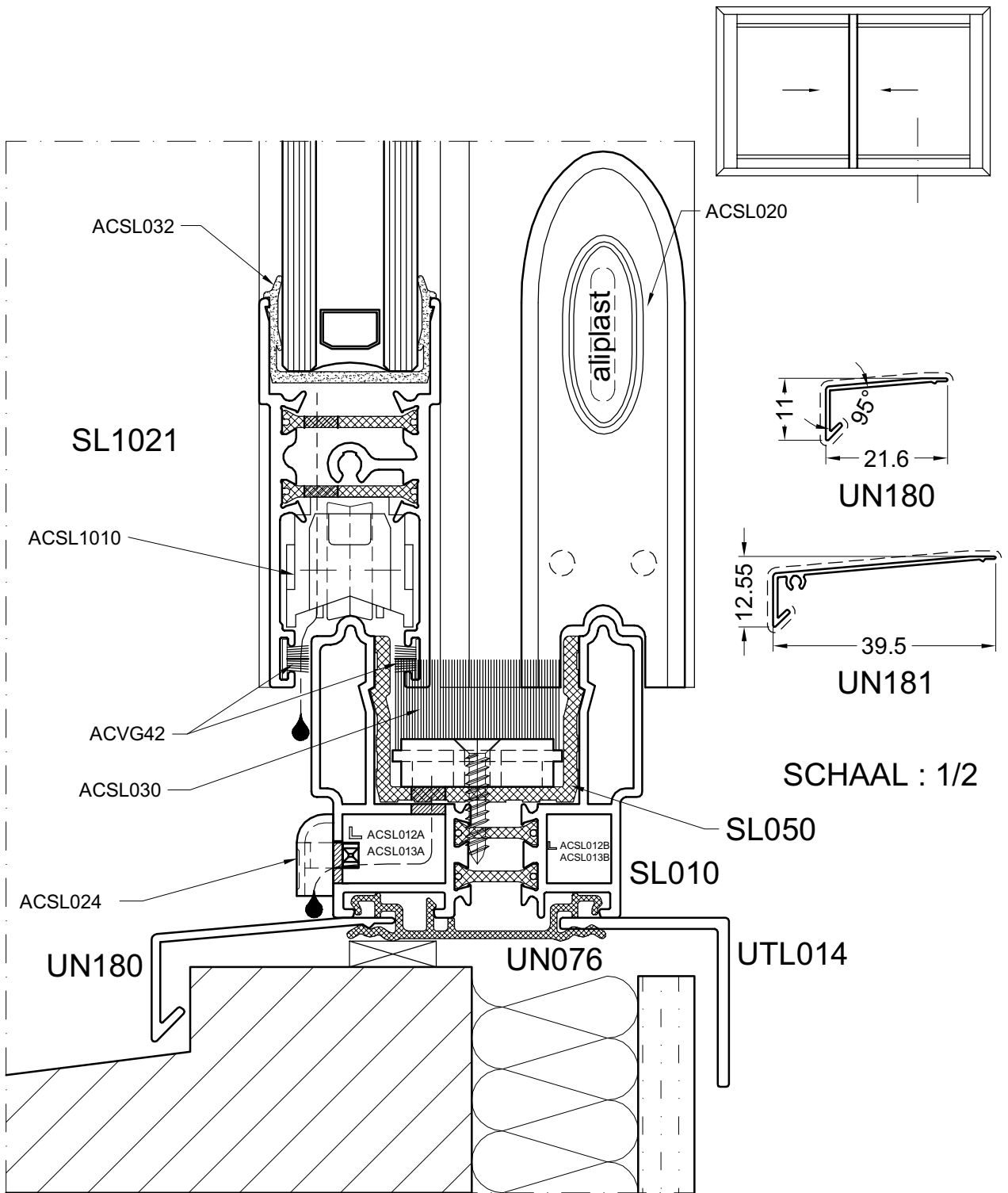
DOORSNEDE - COUPE - SCHNITT - SECTION



door4e

## 5D

DOORSNEDE - COUPE - SCHNITT - SECTION

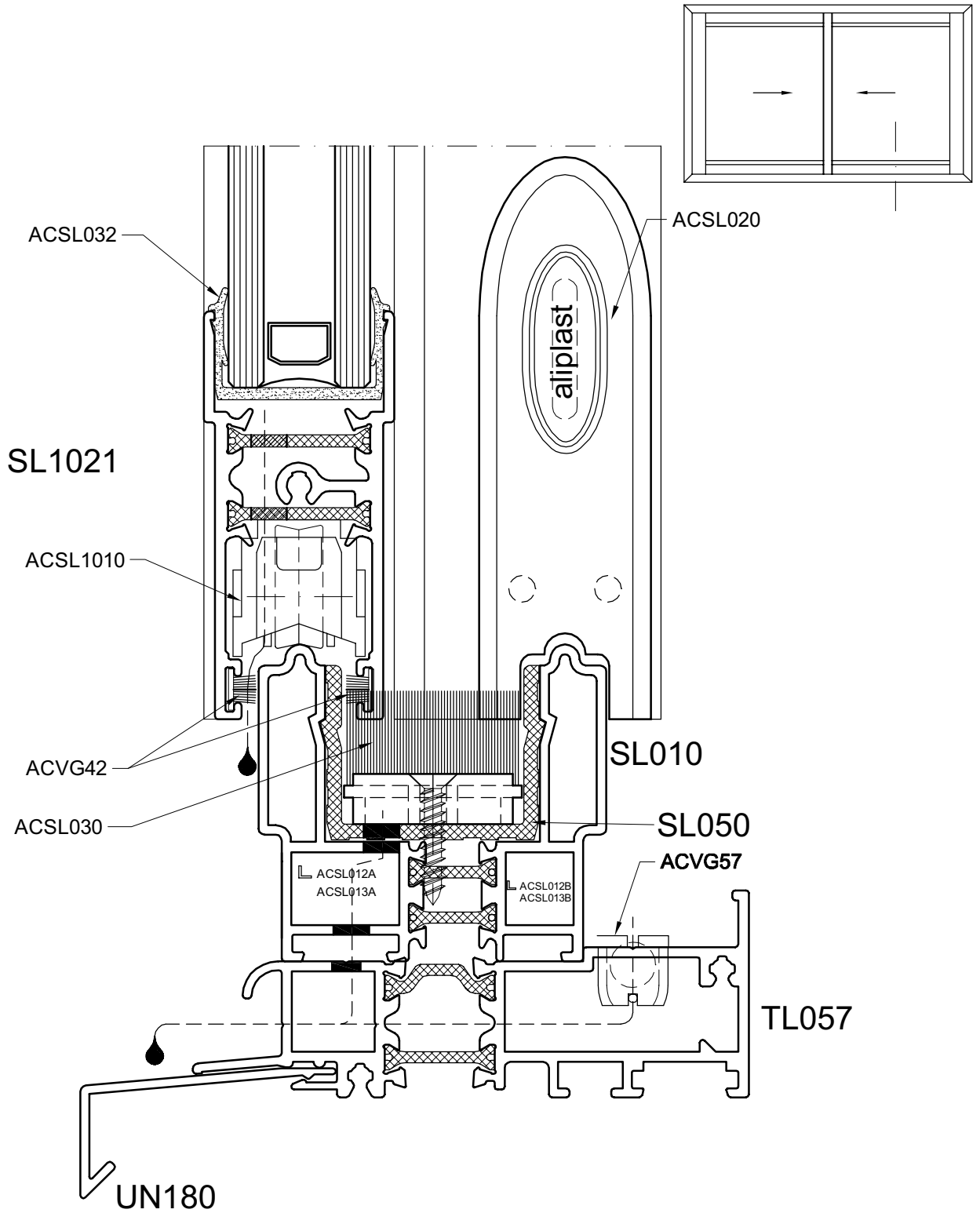


door4i



5E

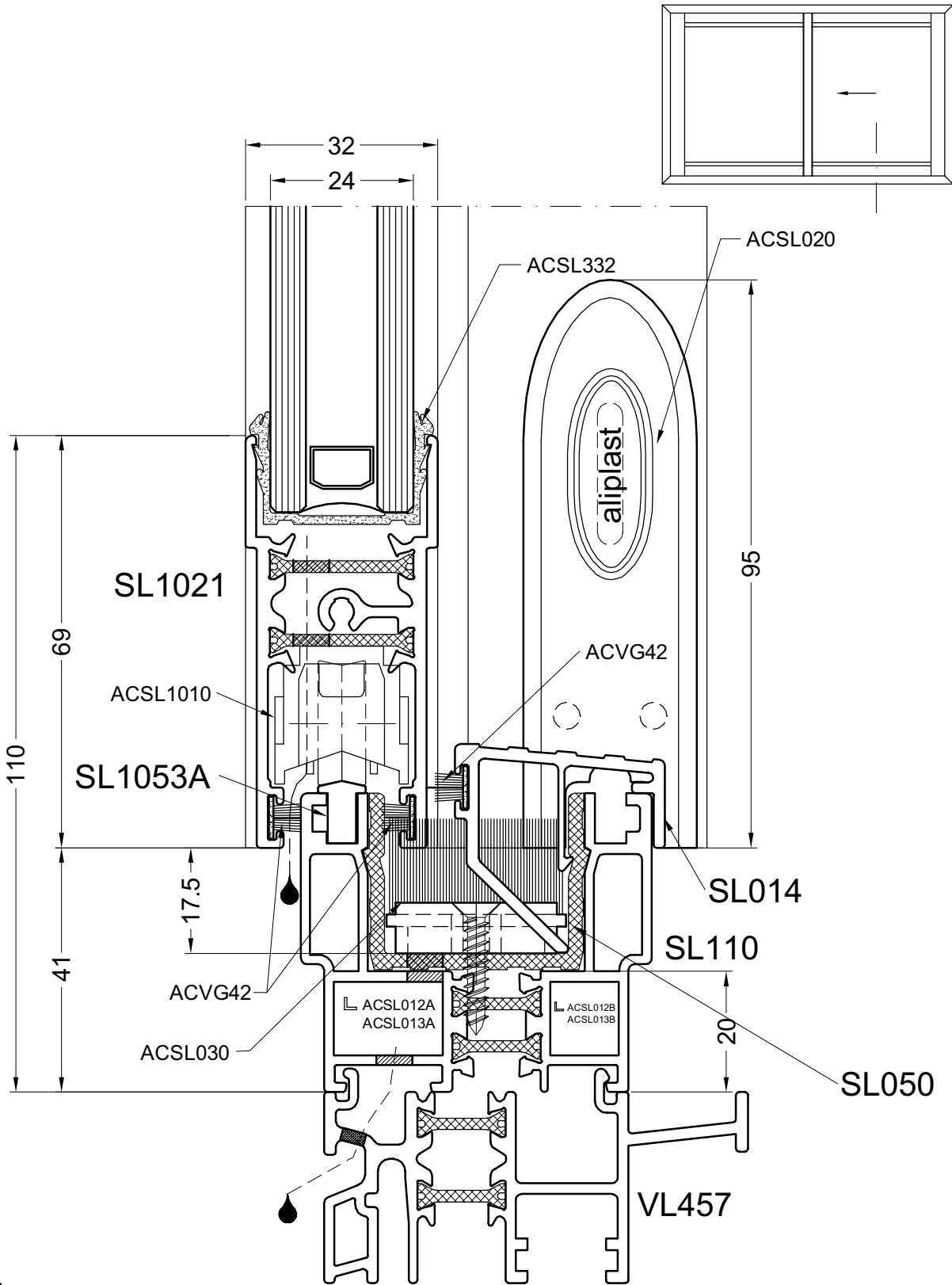
DOORSNEDE - COUPE - SCHNITT - SECTION



door4j

# 5F

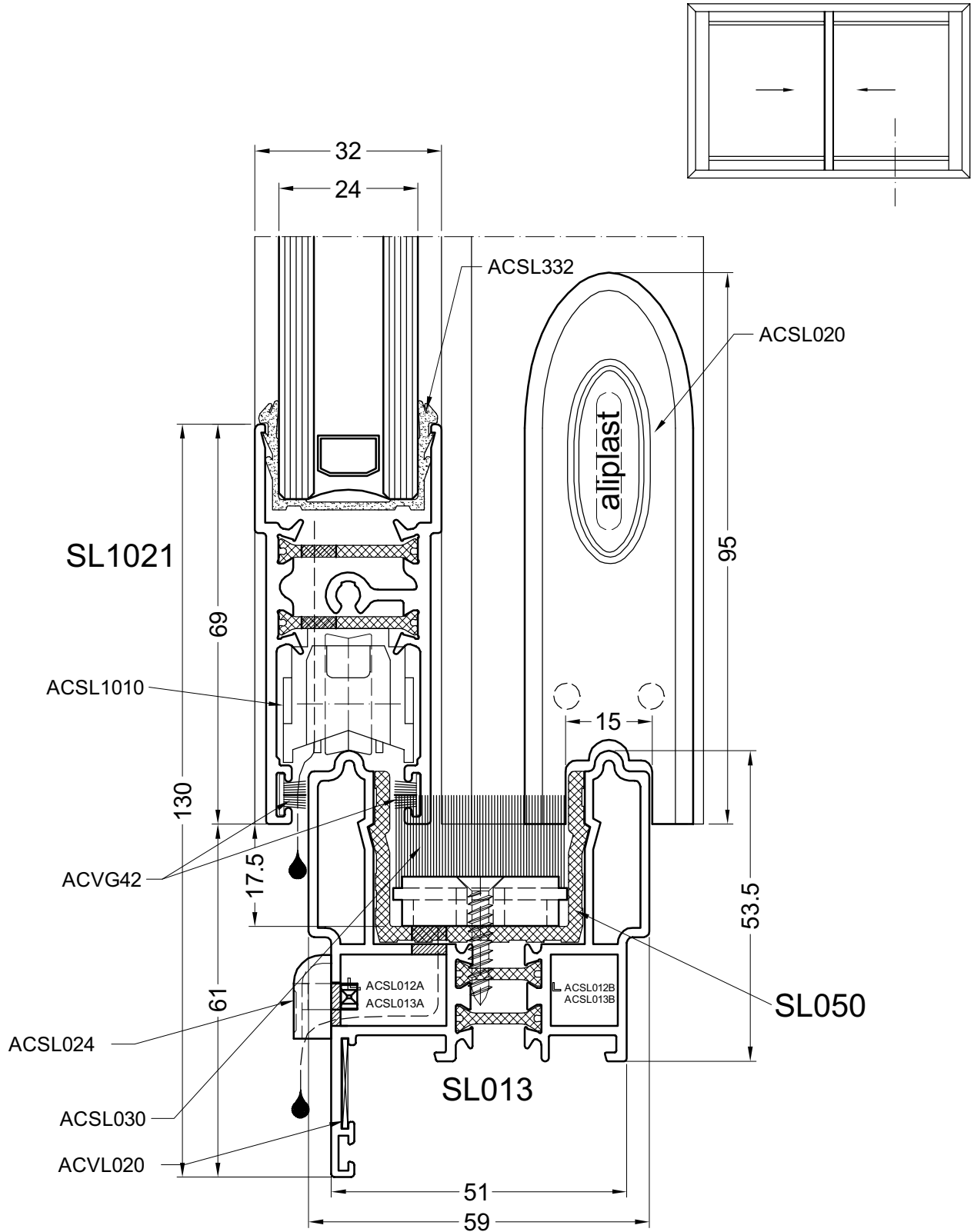
DOORSNEDE - COUPE - SCHNITT - SECTION



door4bb

5G

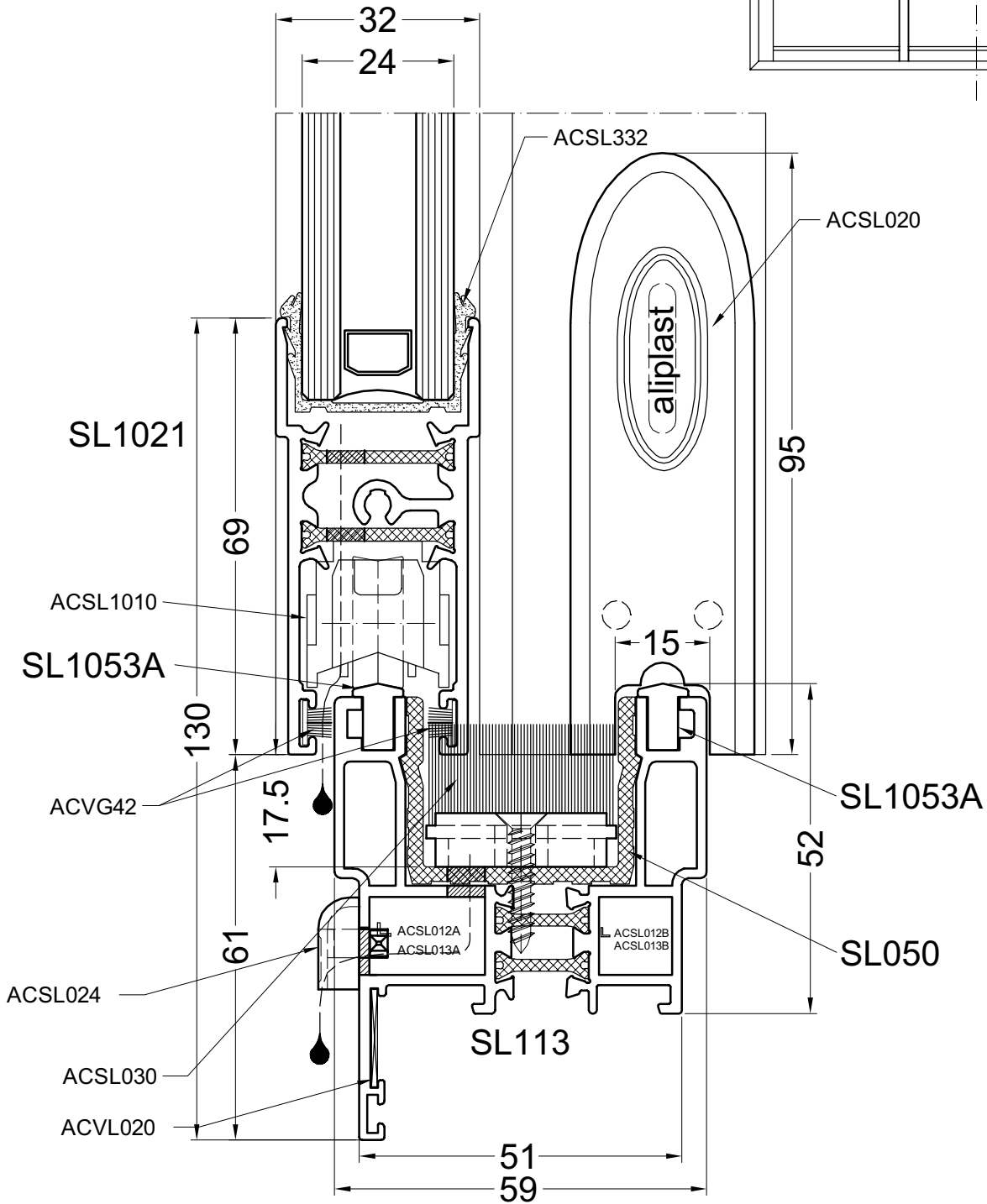
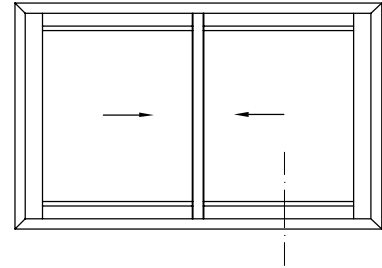
DOORSNEDE - COUPE - SCHNITT - SECTION



door4c

## 5H

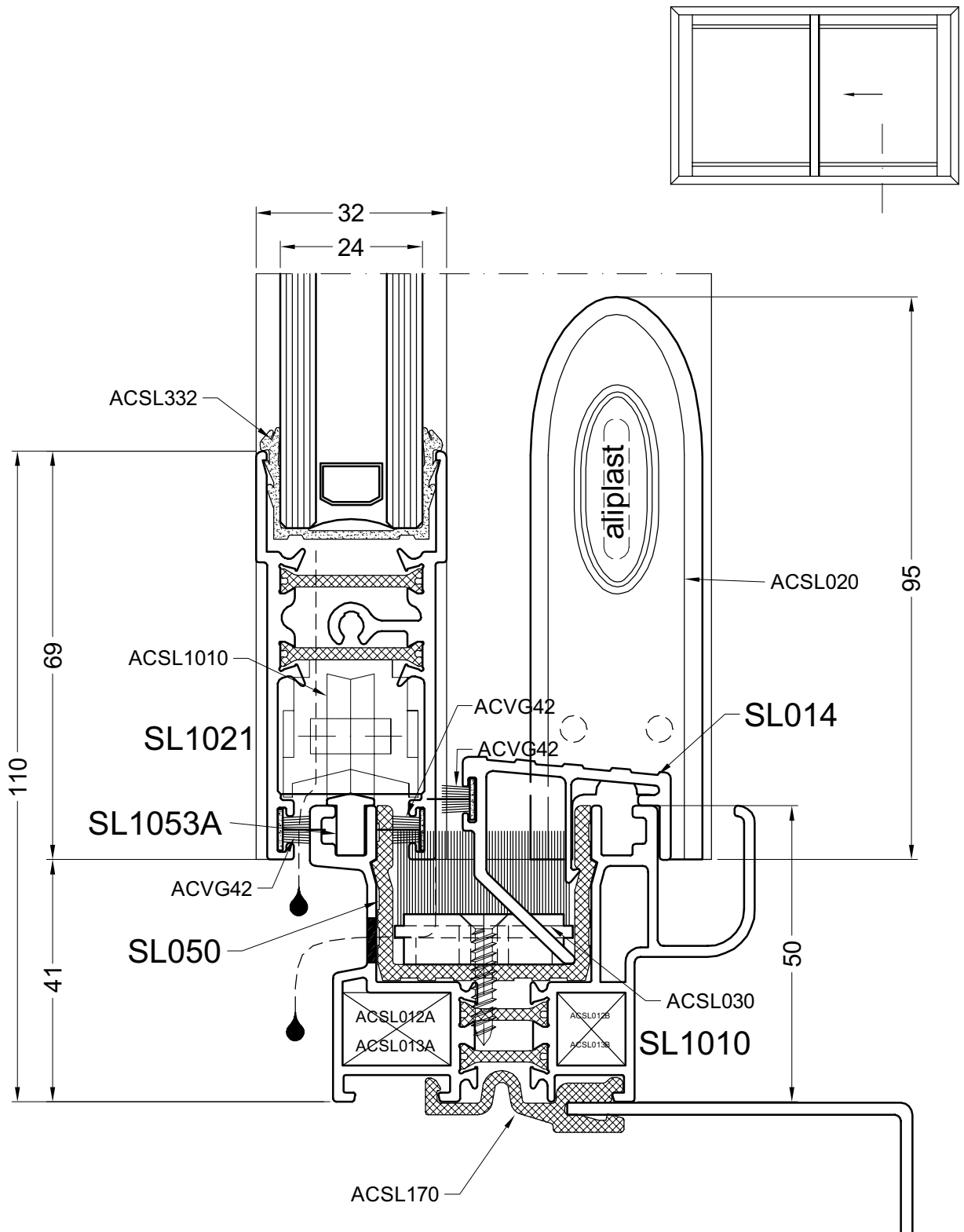
DOORSNEDE - COUPE - SCHNITT - SECTION



door4d

51

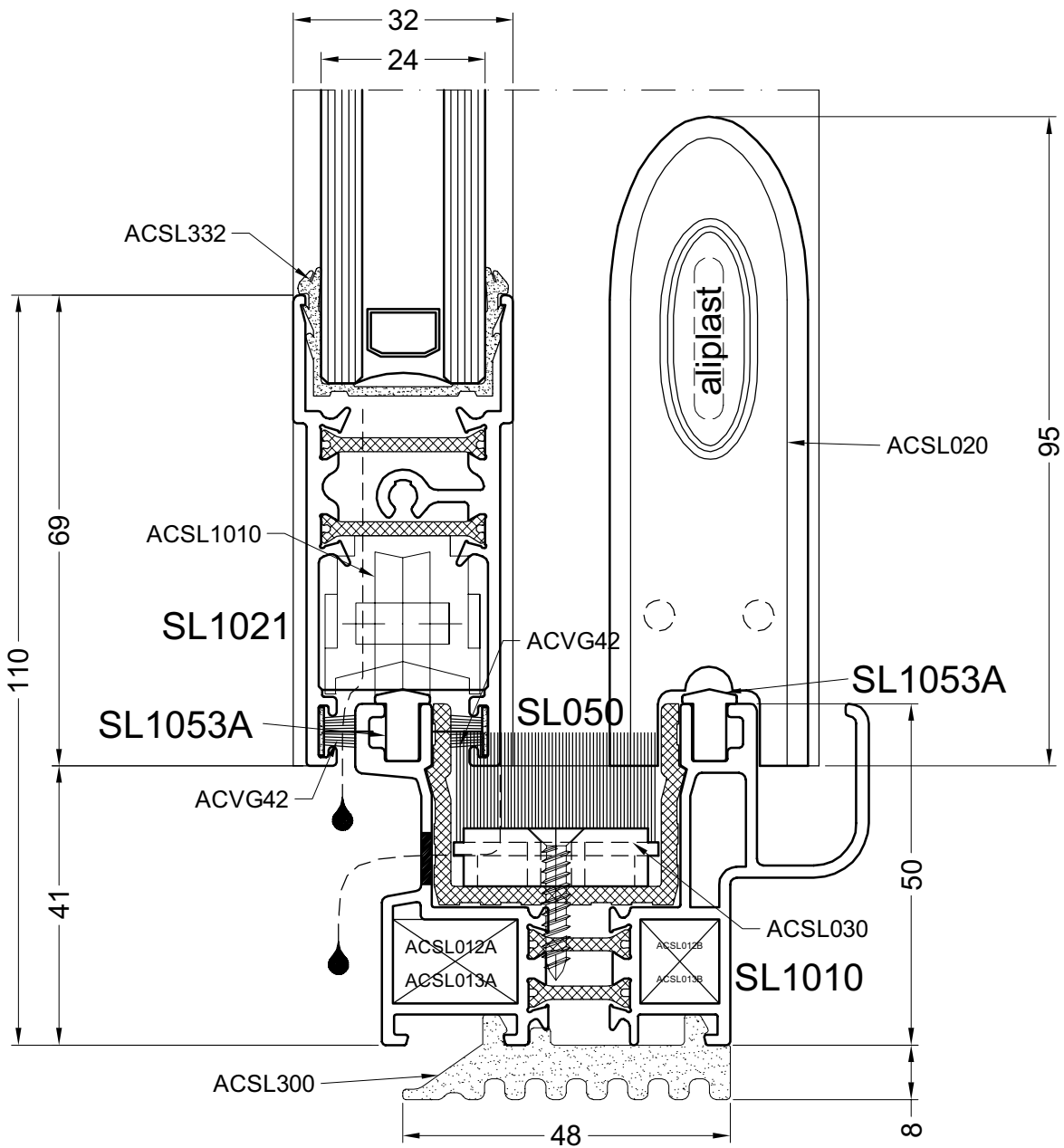
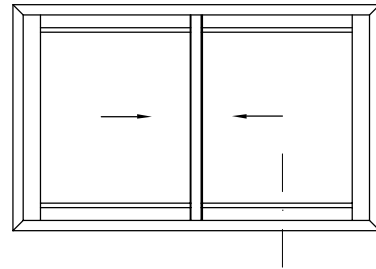
DOORSNEDE - COUPE - SCHNITT - SECTION



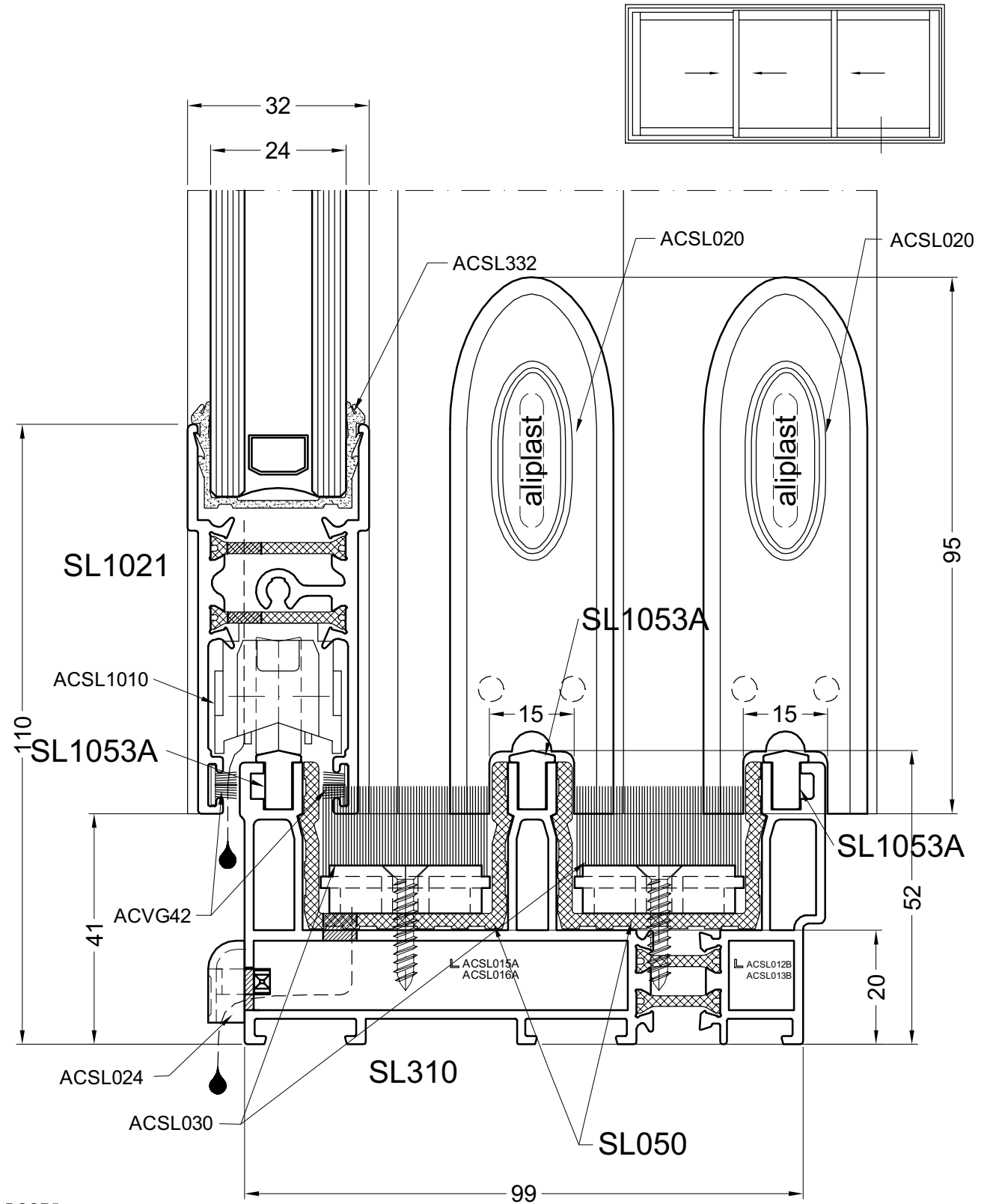
door4f

## 5J

DOORSNEDE - COUPE - SCHNITT - SECTION

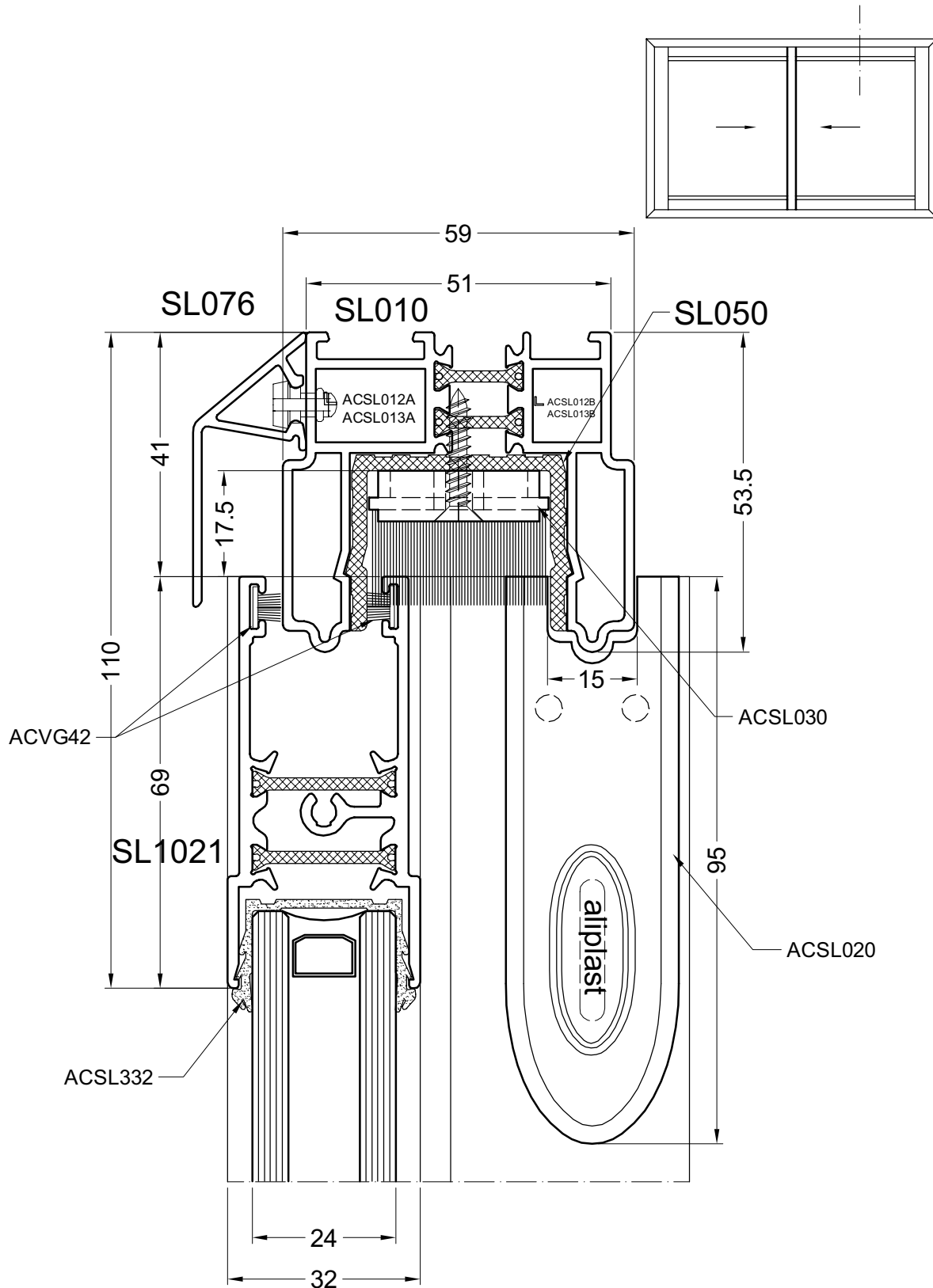


door4g



## 7A

DOORSNEDE - COUPE - SCHNITT - SECTION

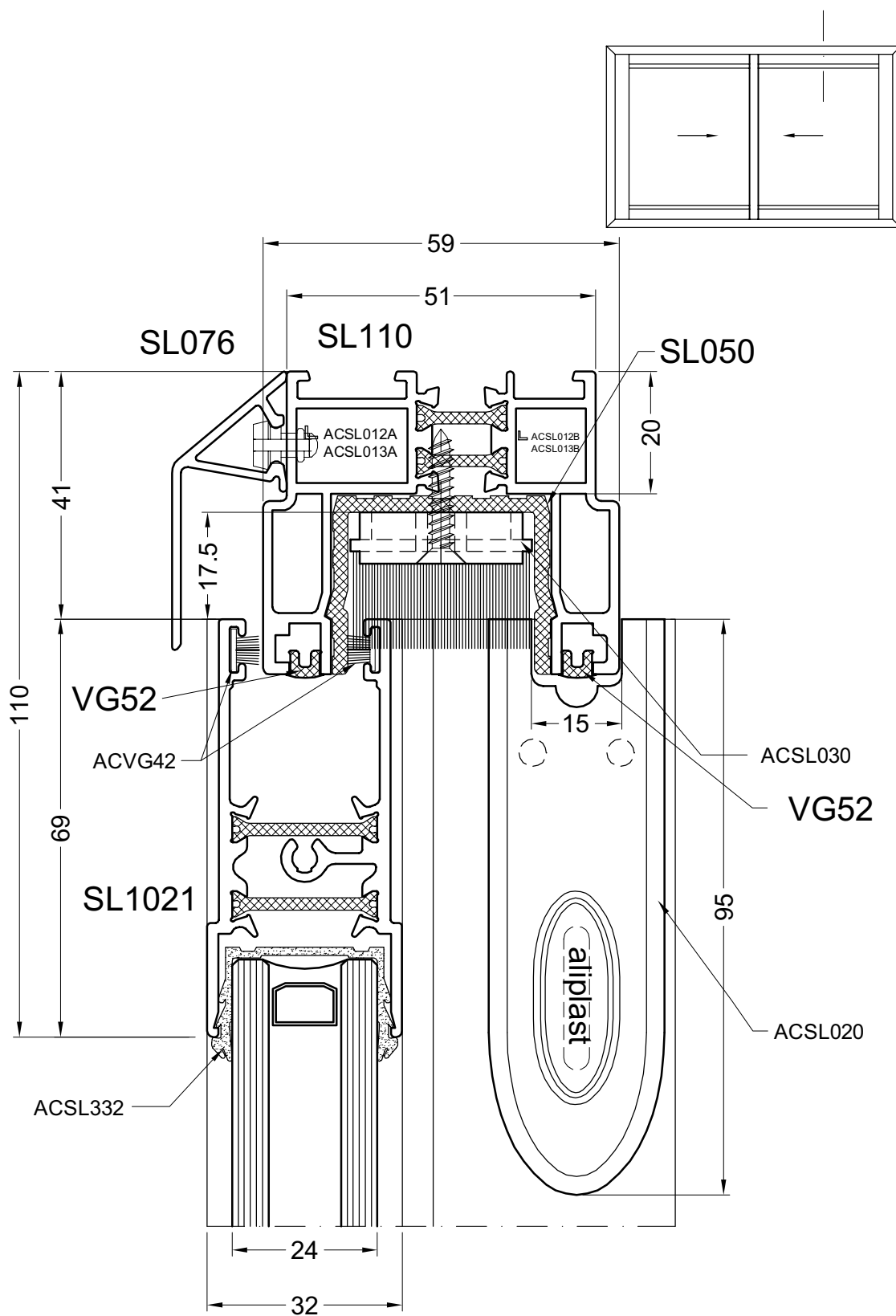


DOOR6A

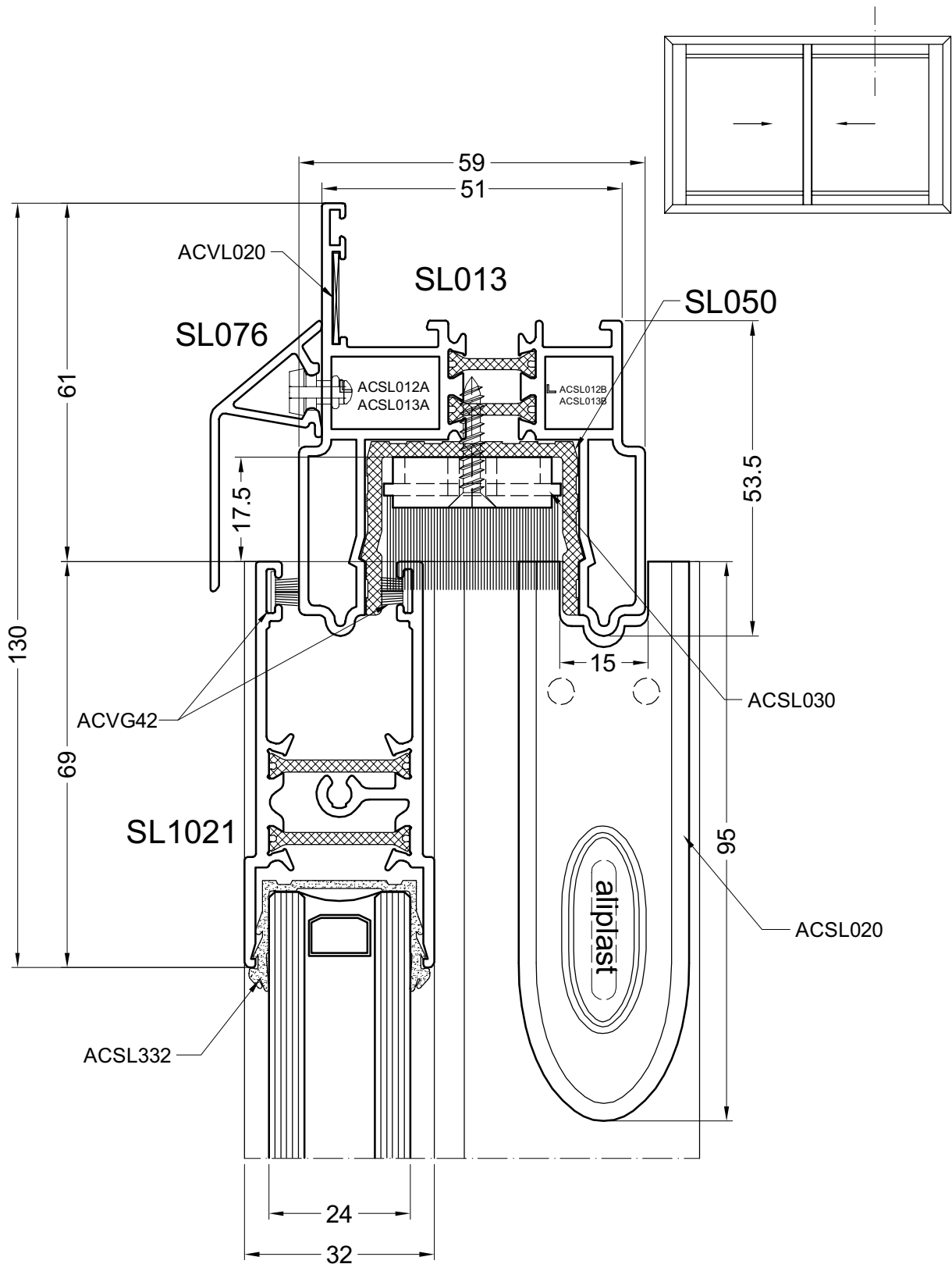


7B

DOORSNEDE - COUPE - SCHNITT - SECTION



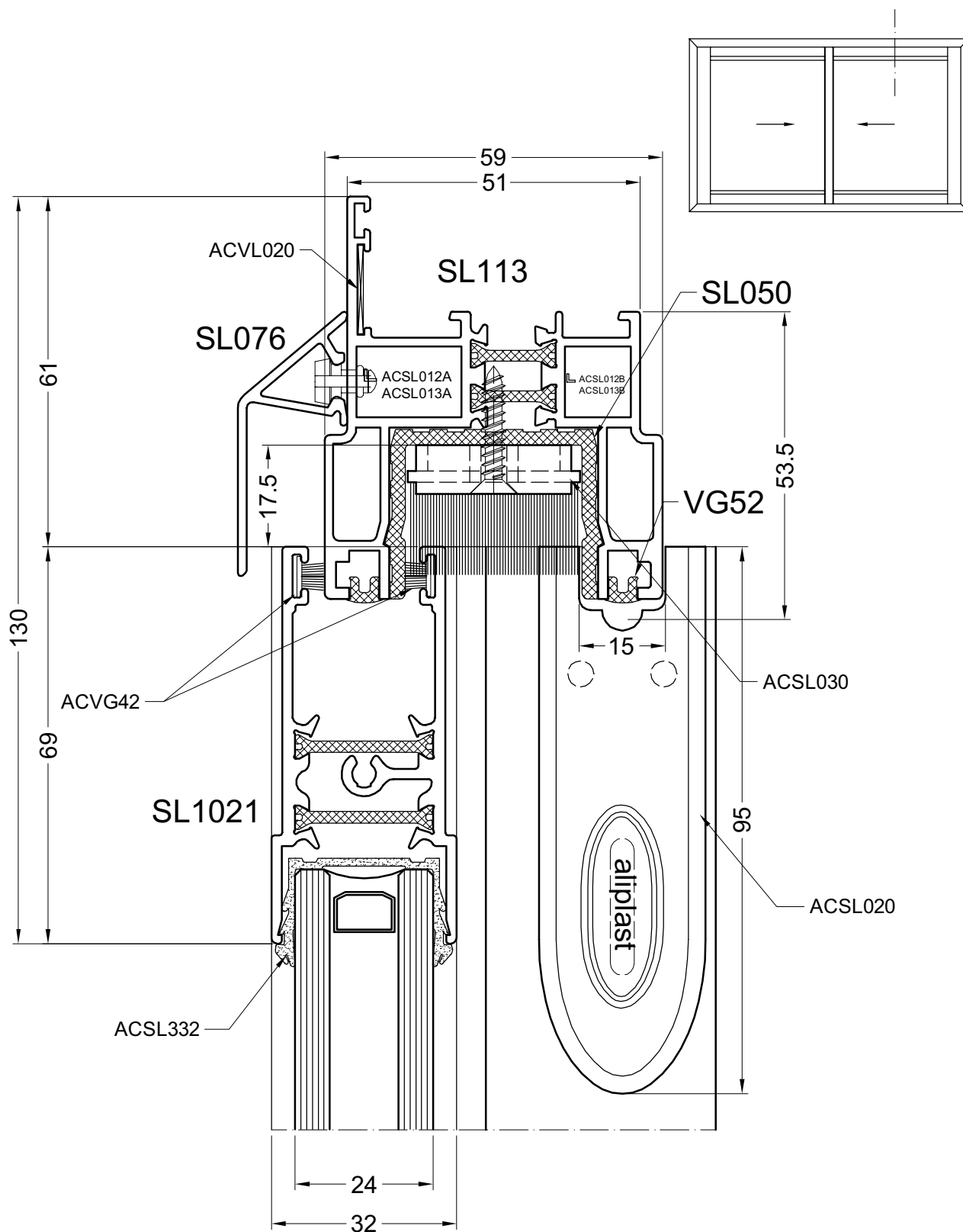
DOOR6B



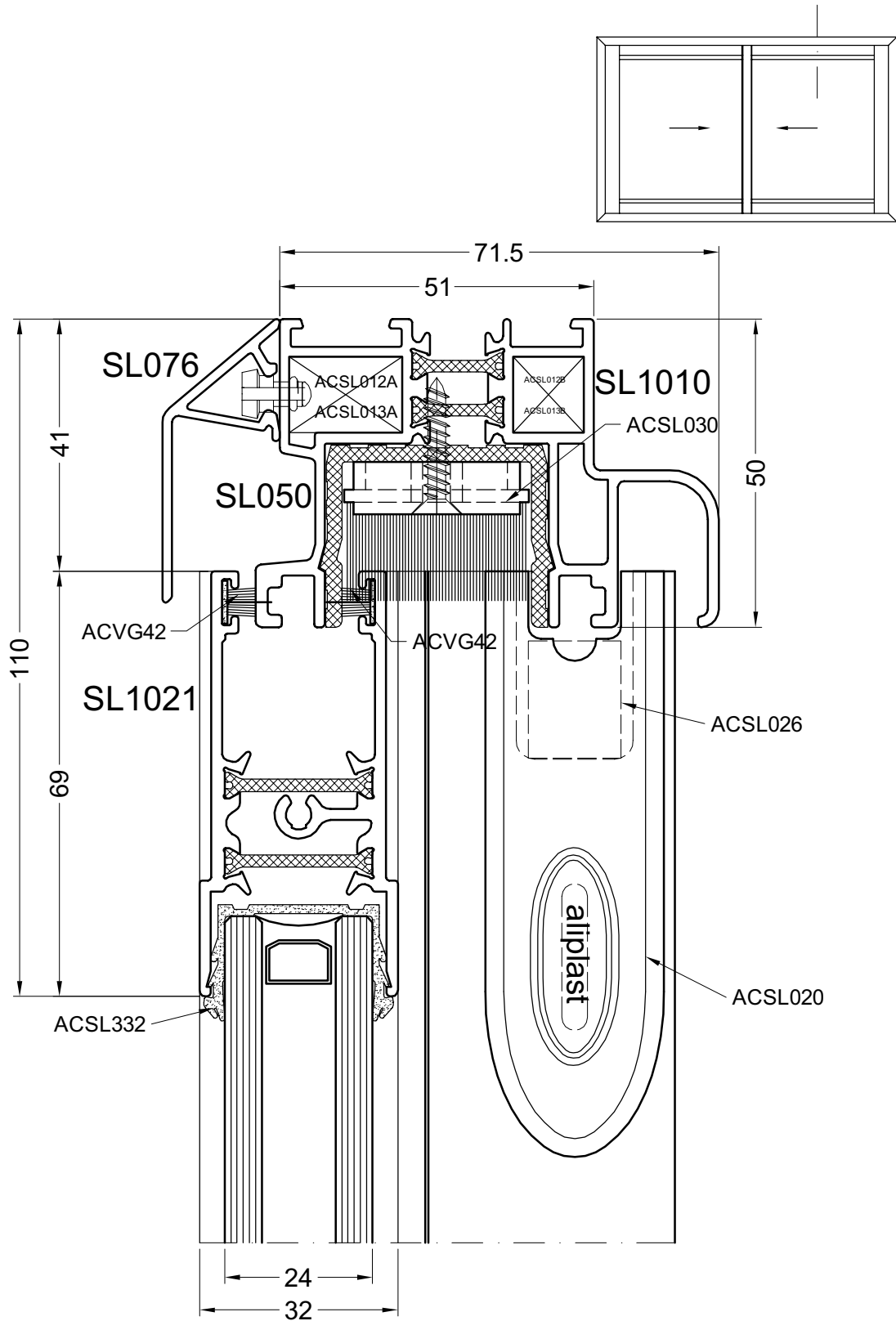
door6C

7D

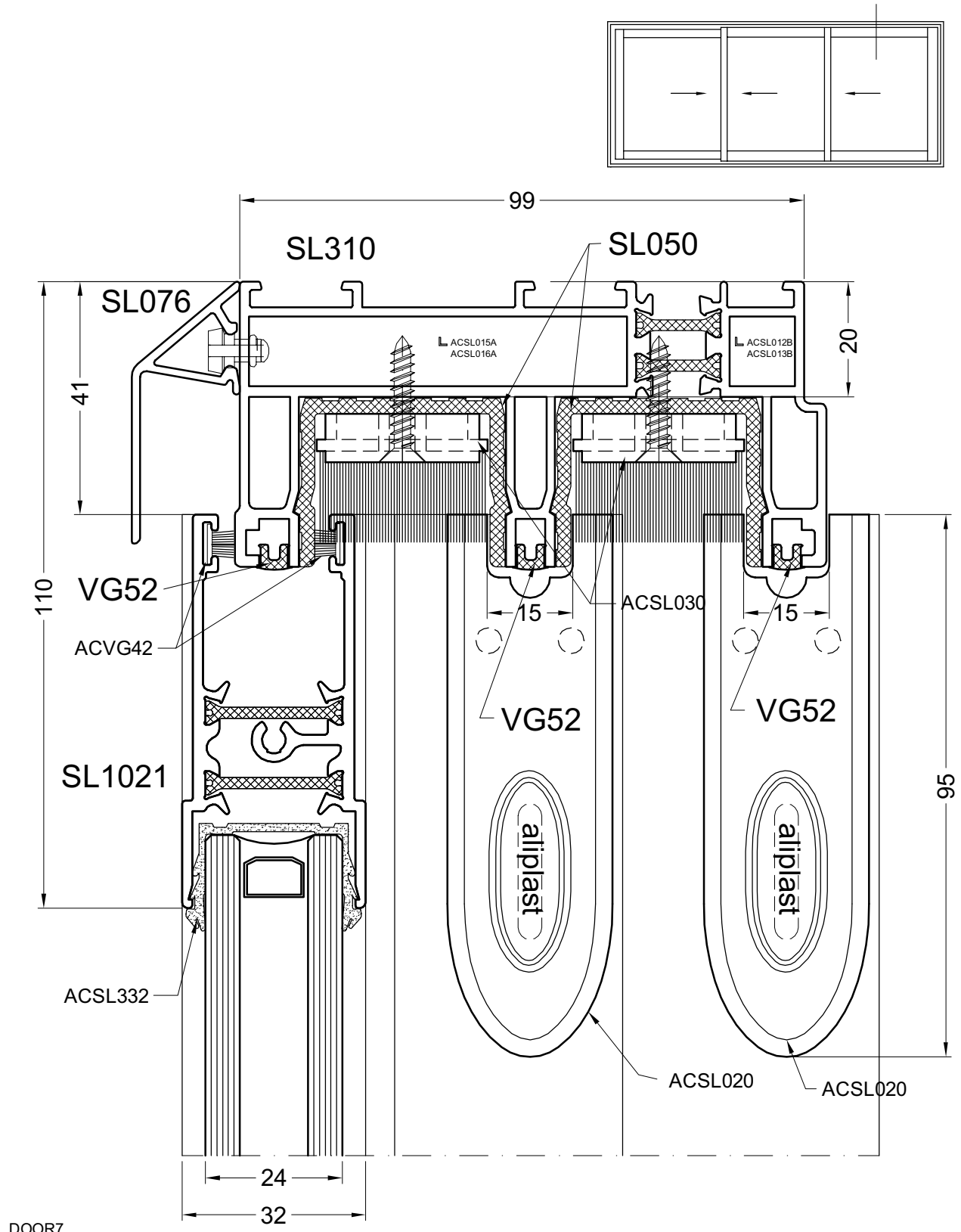
DOORSNEDE - COUPE - SCHNITT - SECTION



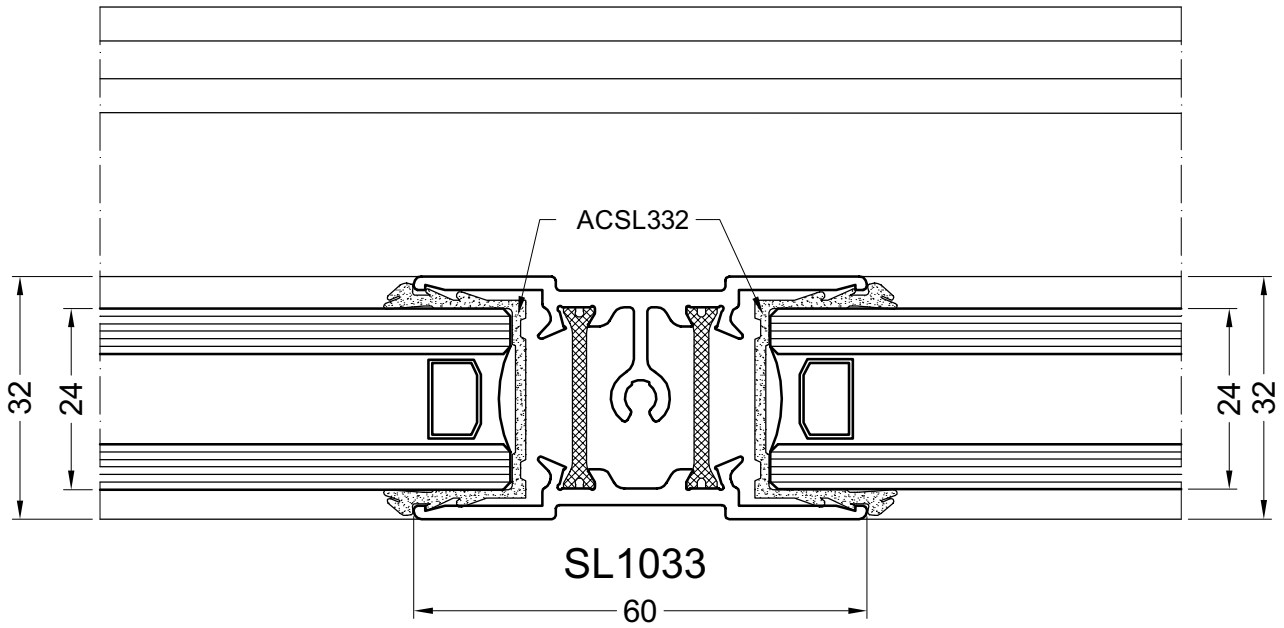
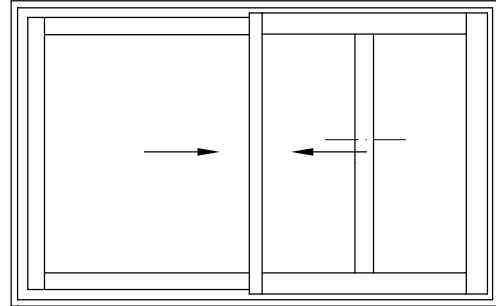
door6d



door6e



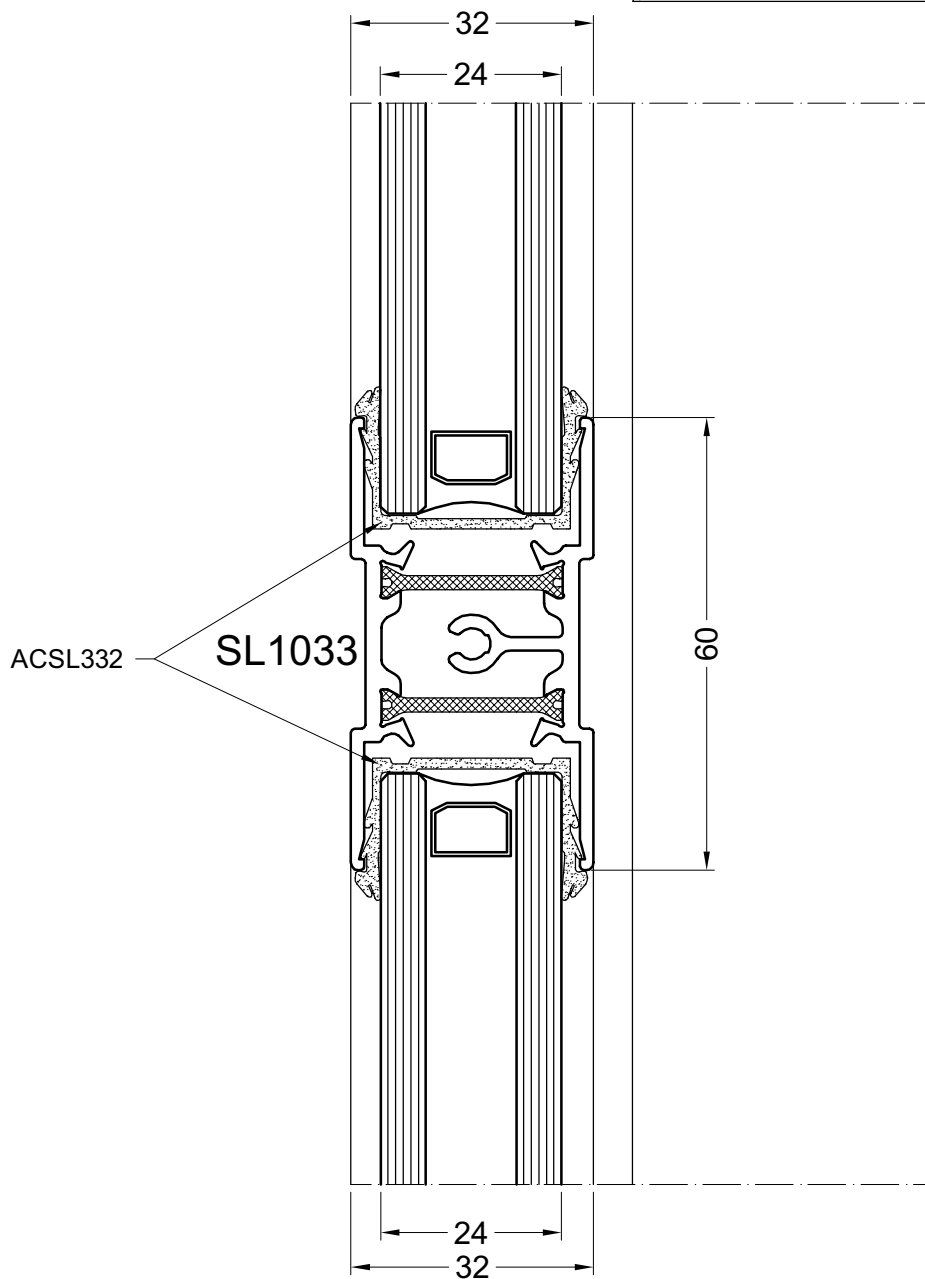
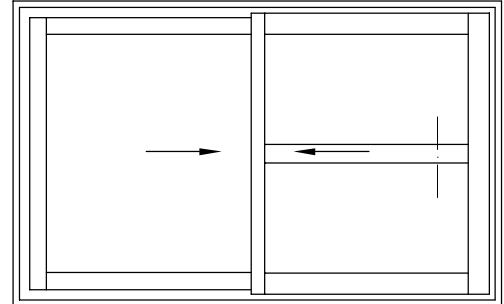
DOOR7



DOOR8

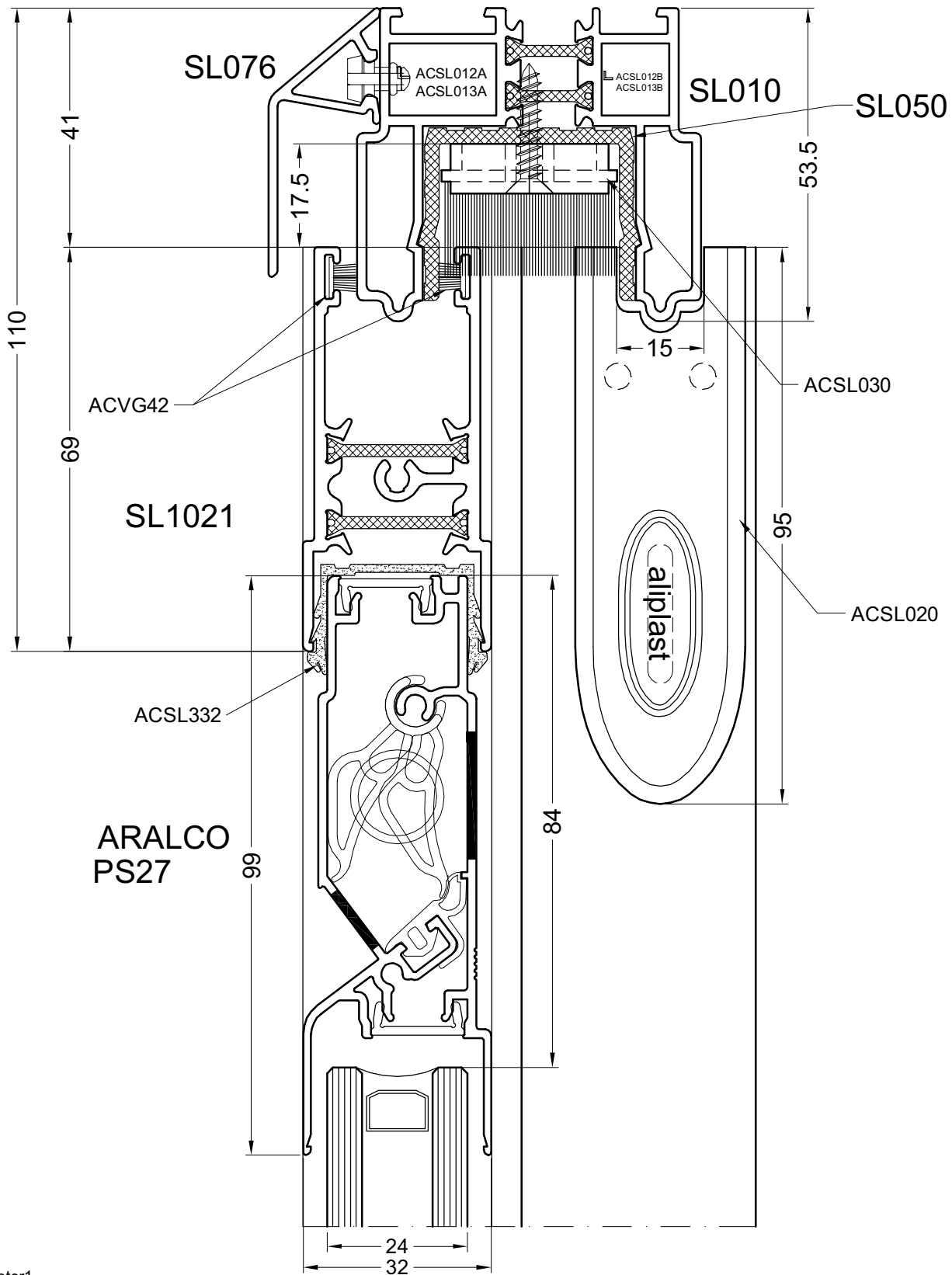
# 10

DOORSNEDE - COUPE - SCHNITT - SECTION



DOOR9

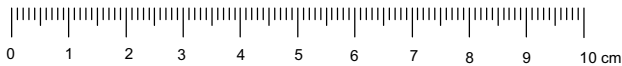
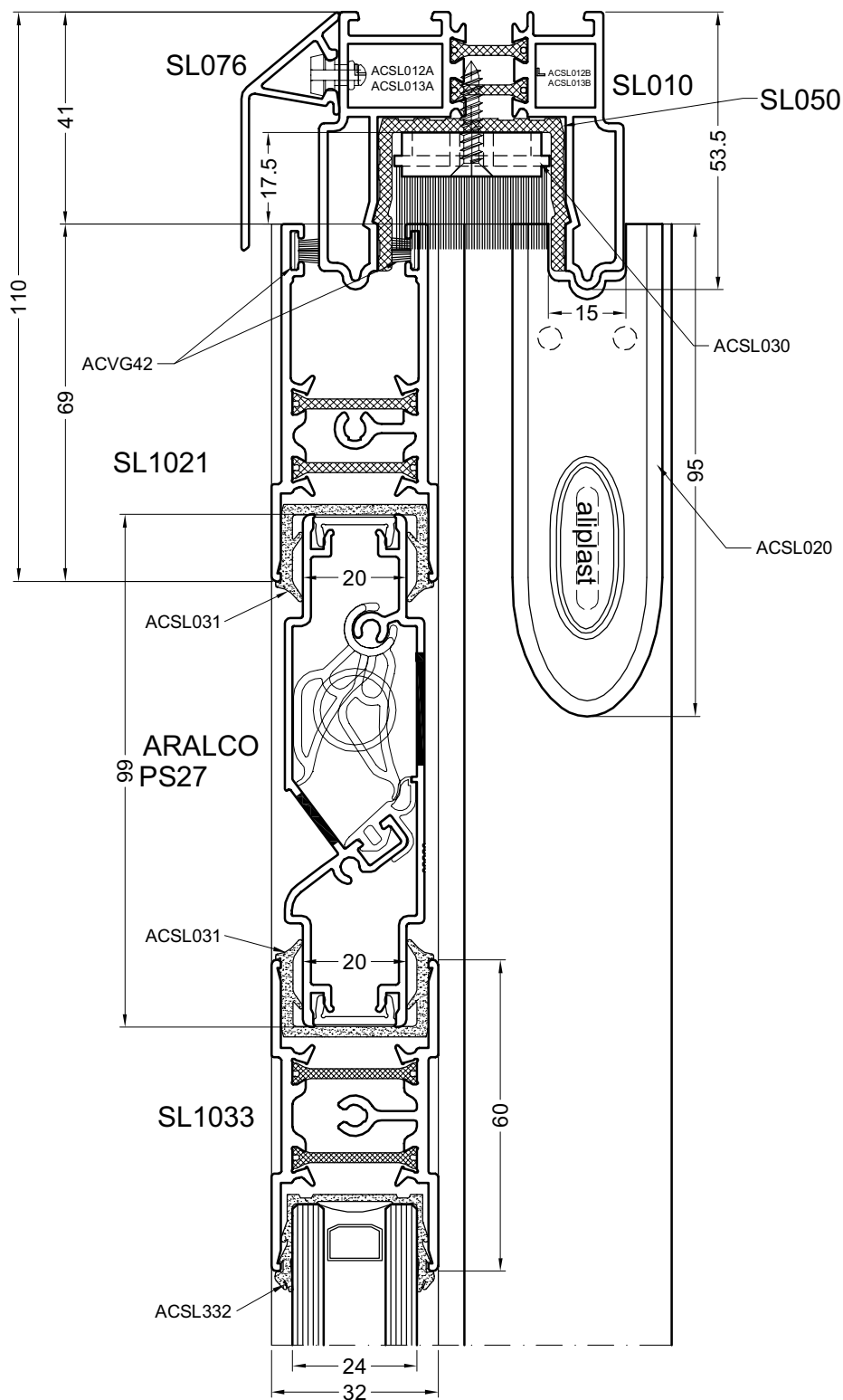
DOORSNEDE - COUPE - SCHNITT - SECTION



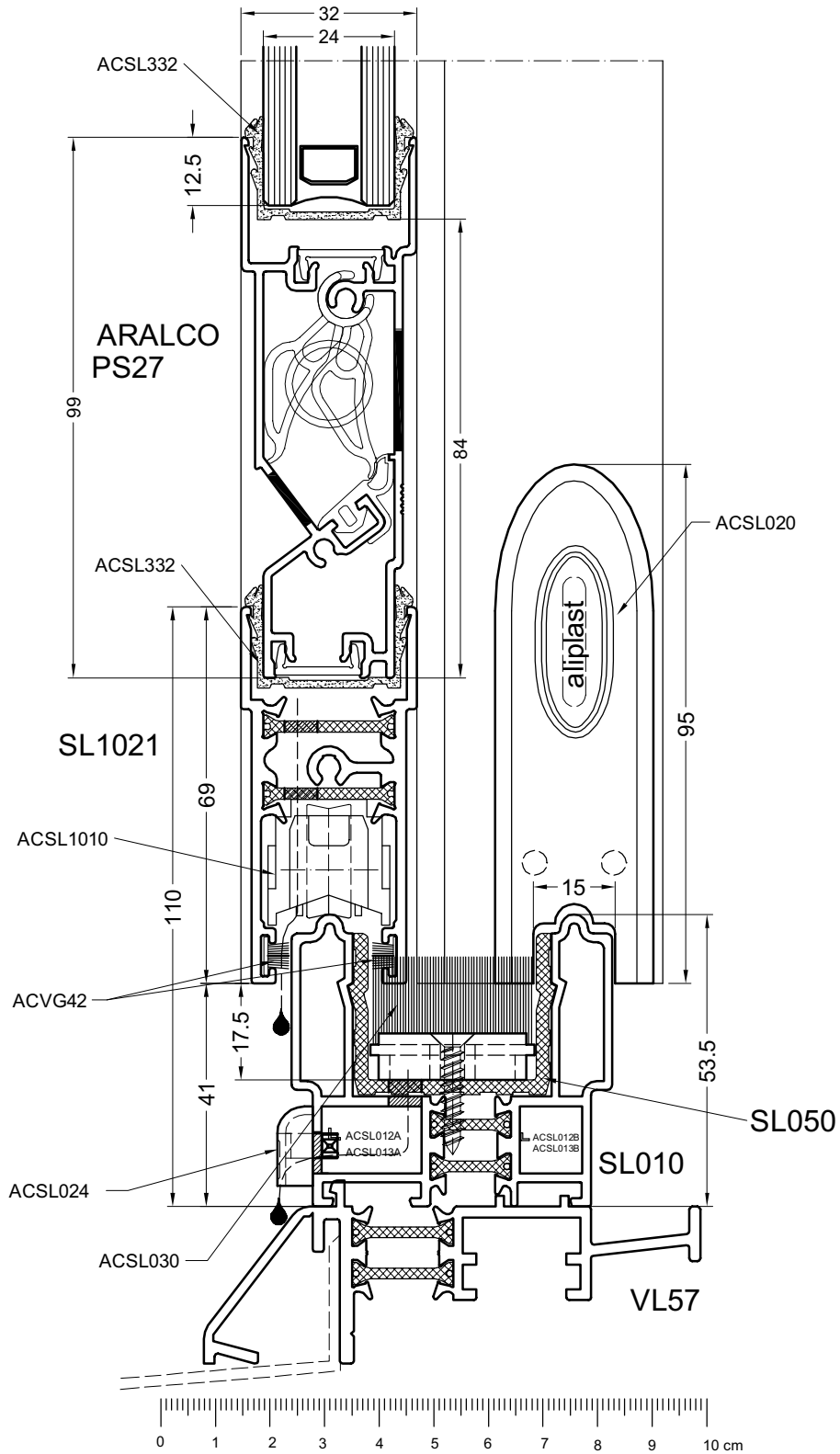
rooster1



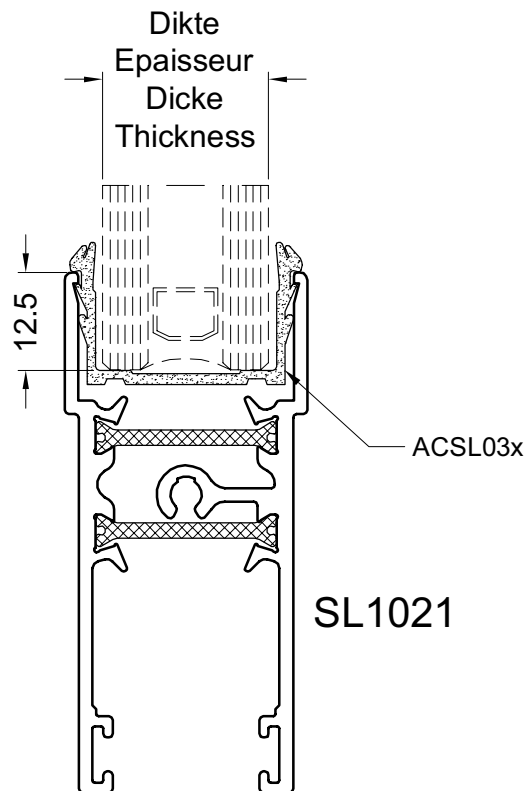
DOORSNEDE - COUPE - SCHNITT - SECTION



rooster2



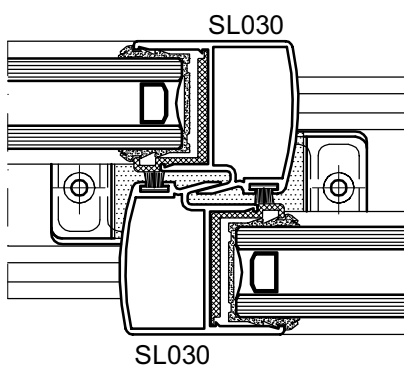
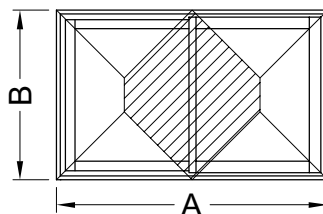
rooster3



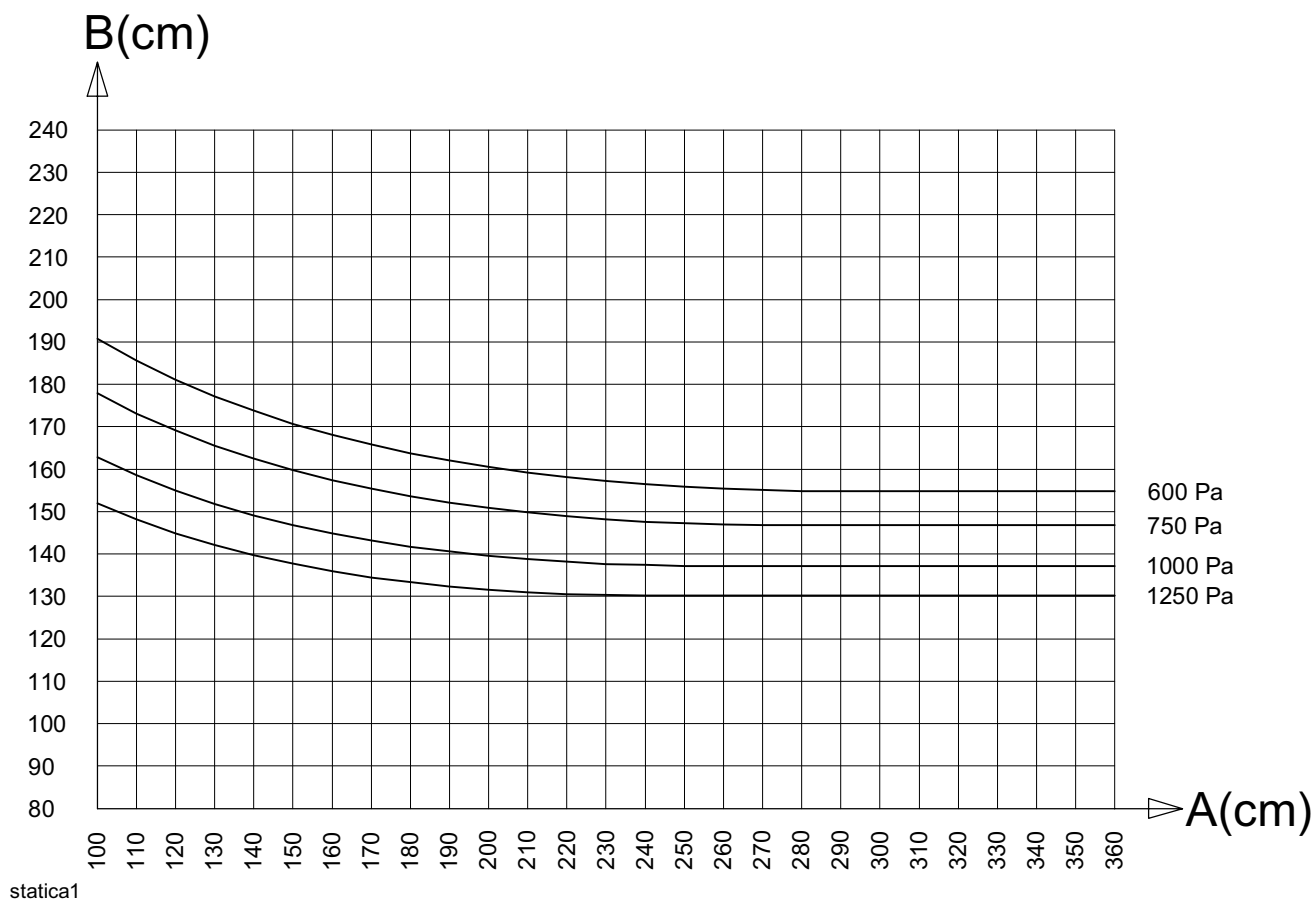
Glasdikte (mm) Epaisseur de verre (mm) Glass dicke (mm) Glass thickness (mm)	Beglazingsrubber Joint de vitrage Glasdichtung Glazing gasket
20	ACSL031
21	ACSL031
22	ACSL032
23	ACSL032
24	ACSL332
6-9	ACSL033

tabel

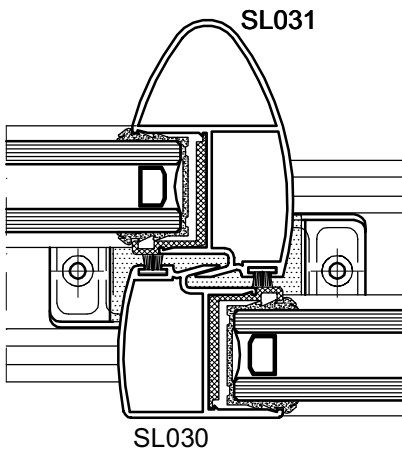
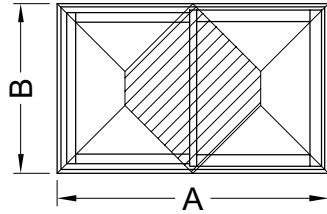




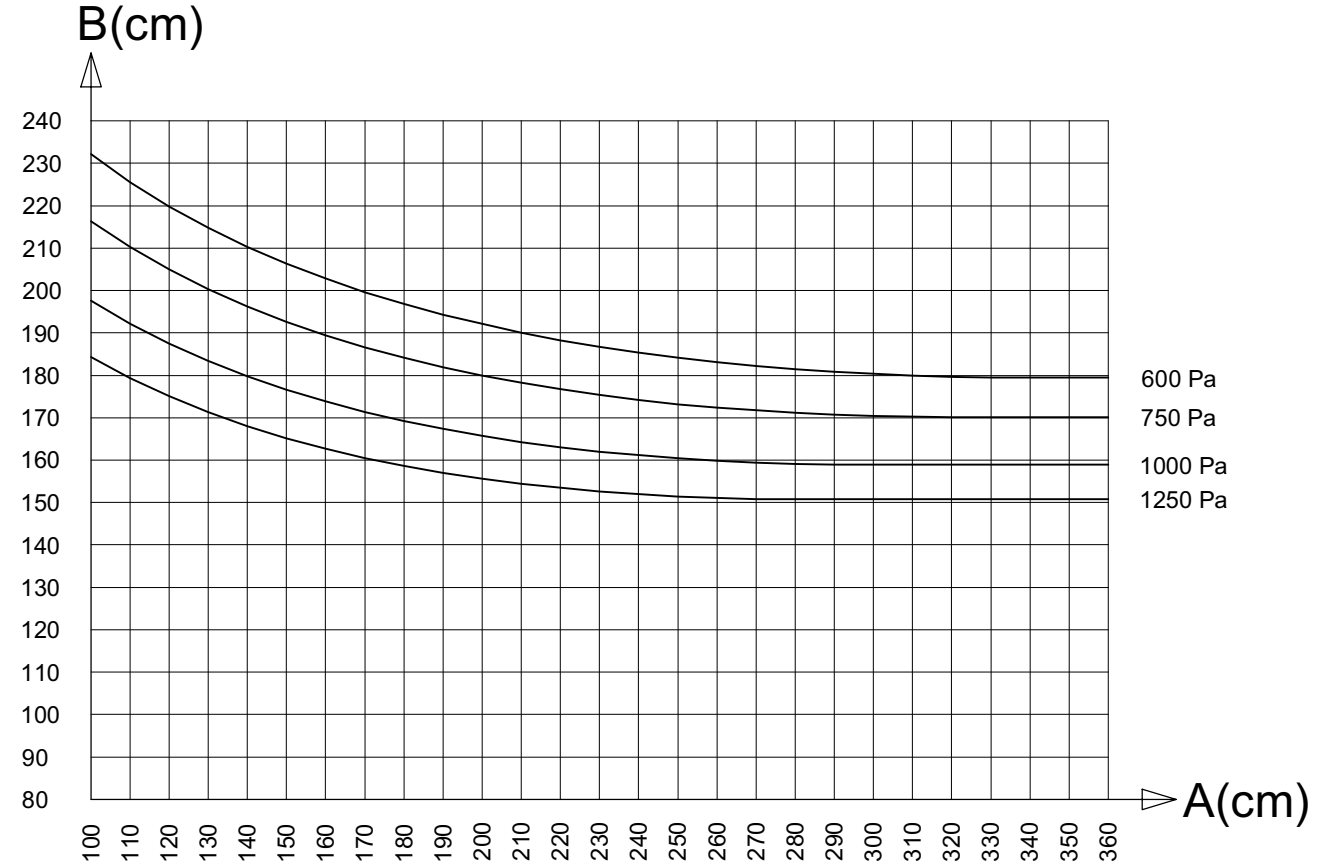
$I_{xx} = 11.96 \text{ cm}^4$   
 $f_{max} = B/360 < 8\text{mm}$



statica1

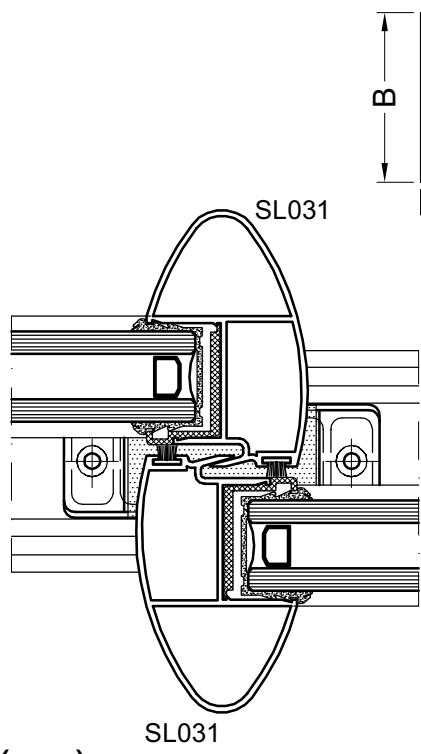


$I_{xx} = 22.12 \text{ cm}^4$   
 $f_{max} = B/360 < 8\text{mm}$

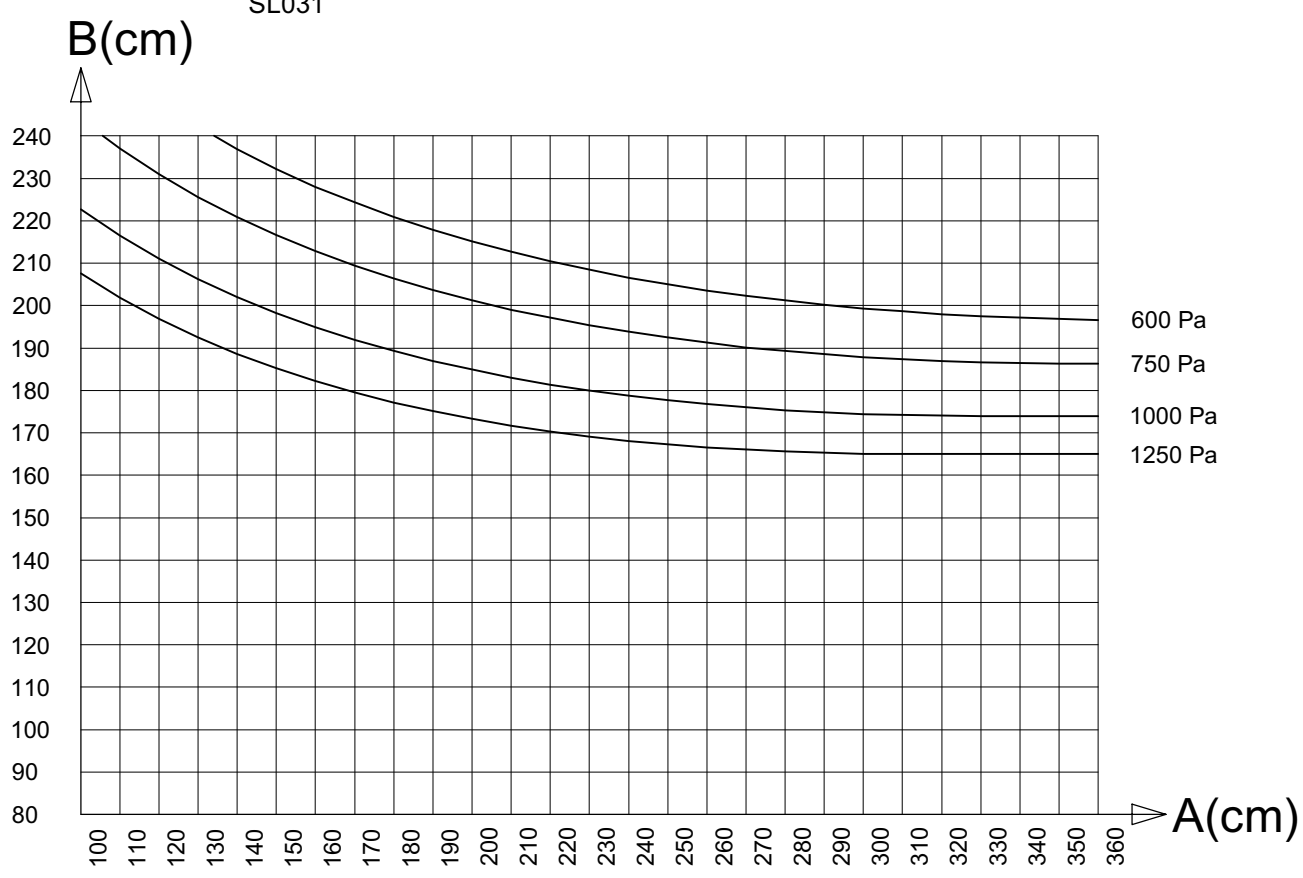


statica2

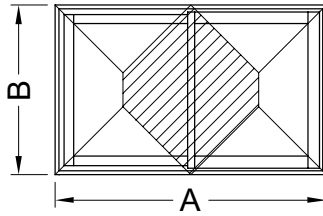
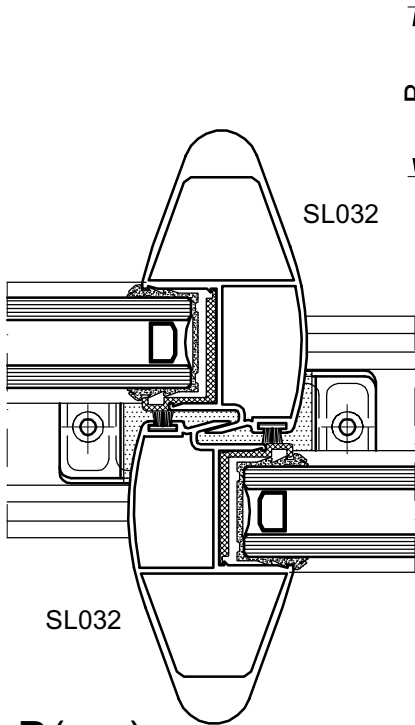
STATICA - STATIQUE - STATIK - STATICS



$I_{xx} = 32.28 \text{ cm}^4$   
 $f_{max} = B/360 < 8\text{mm}$

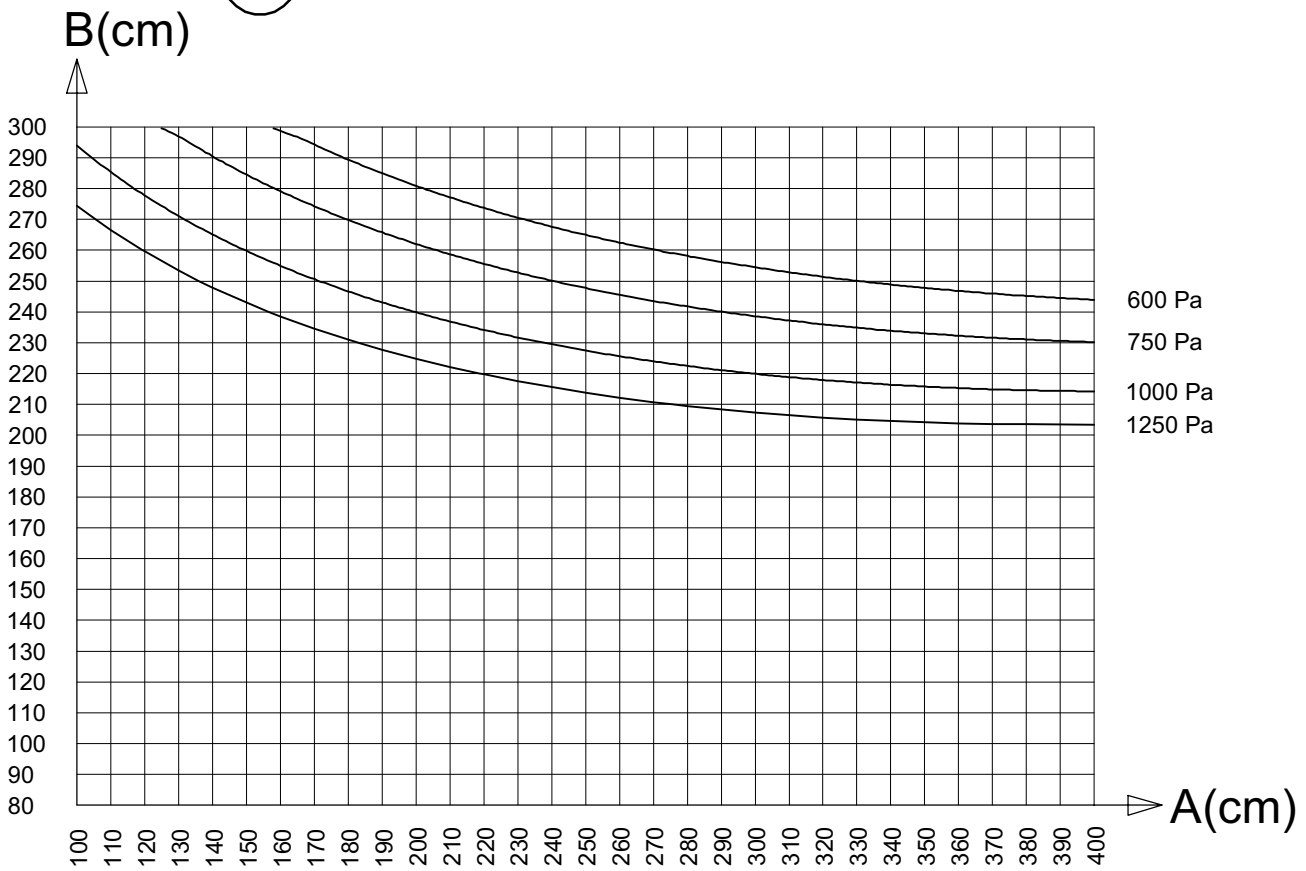


statica3



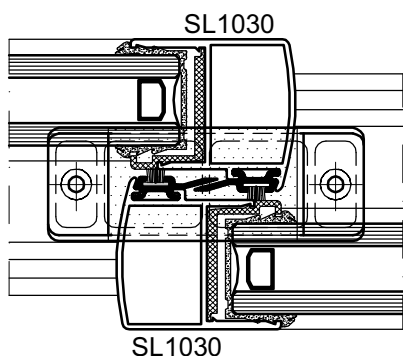
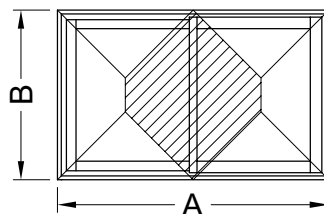
$I_{xx} = 77.94 \text{ cm}^4$

$f_{max} = B/360 < 8 \text{ mm}$

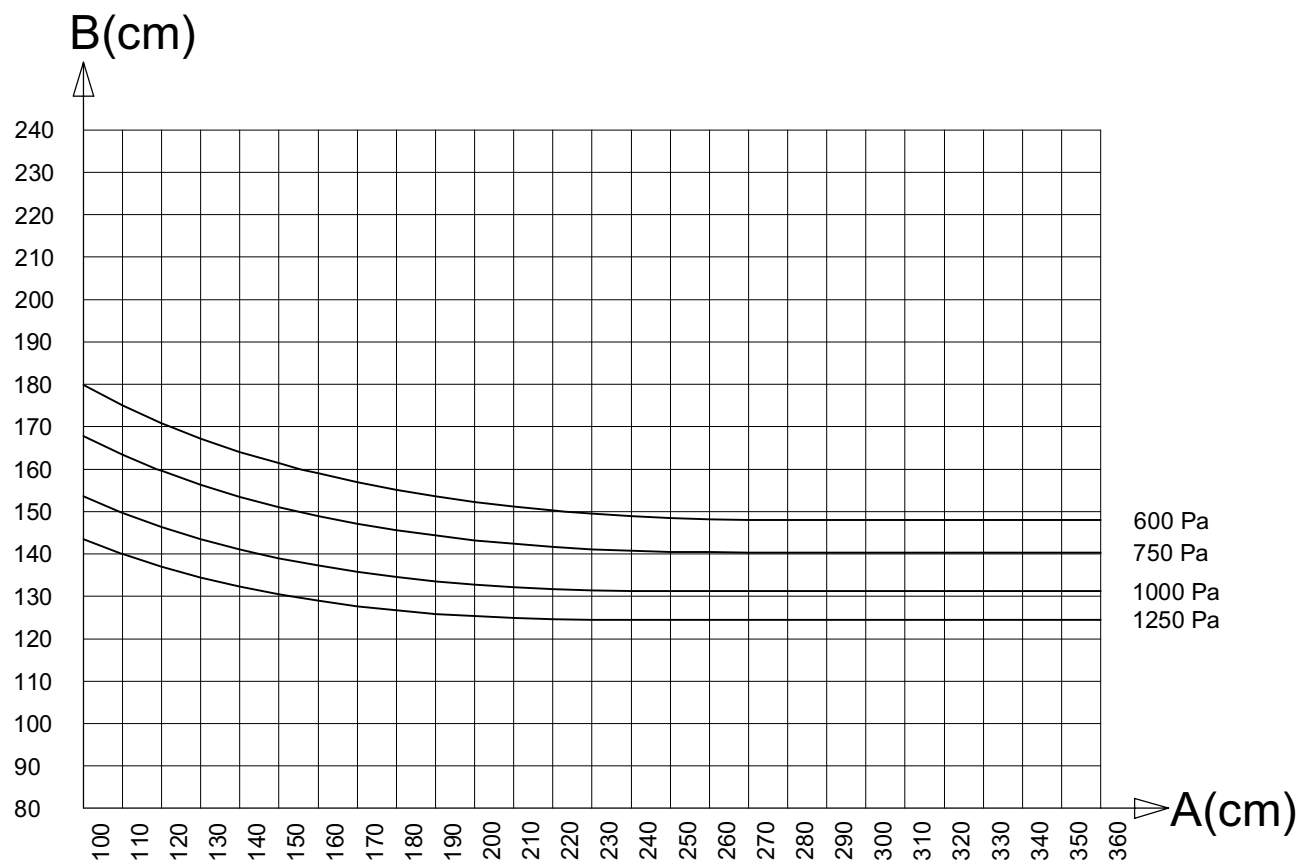


static11

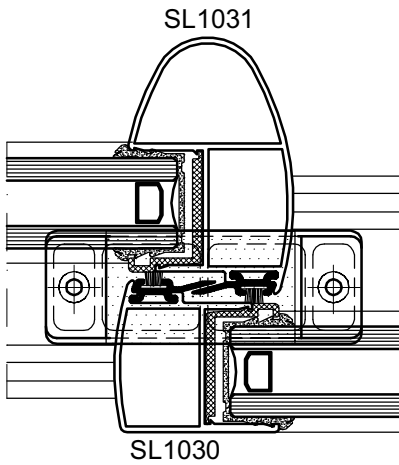
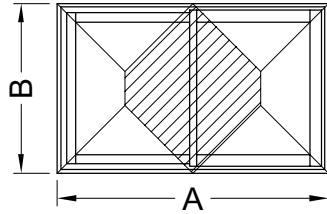




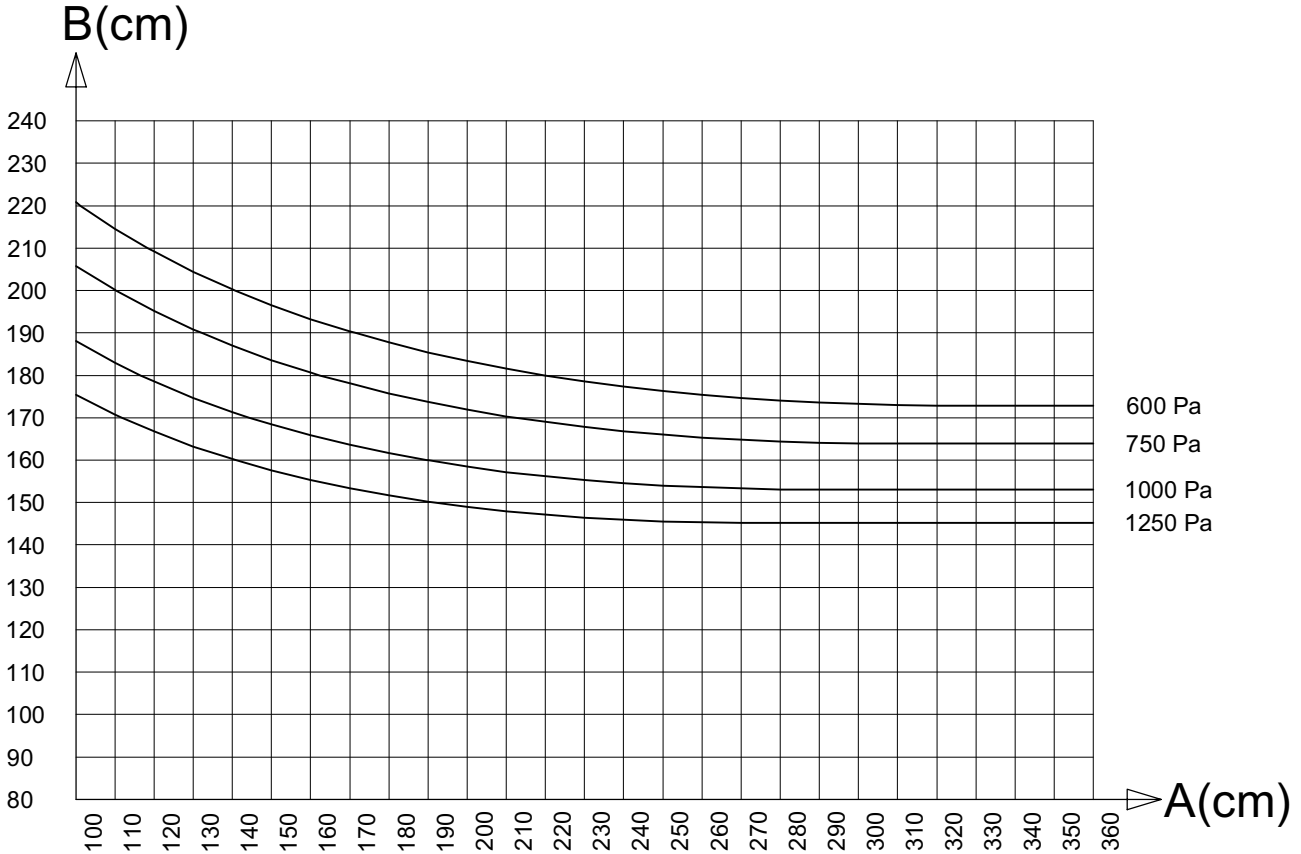
$I_{xx} = 9.81 \text{ cm}^4$   
 $f_{max} = B/360 < 8\text{mm}$



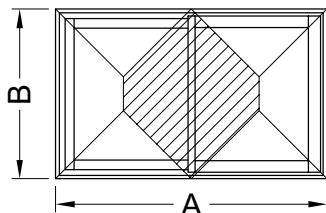
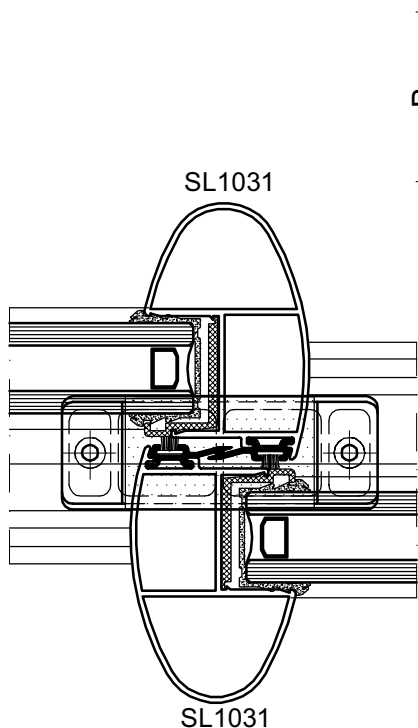
statica22



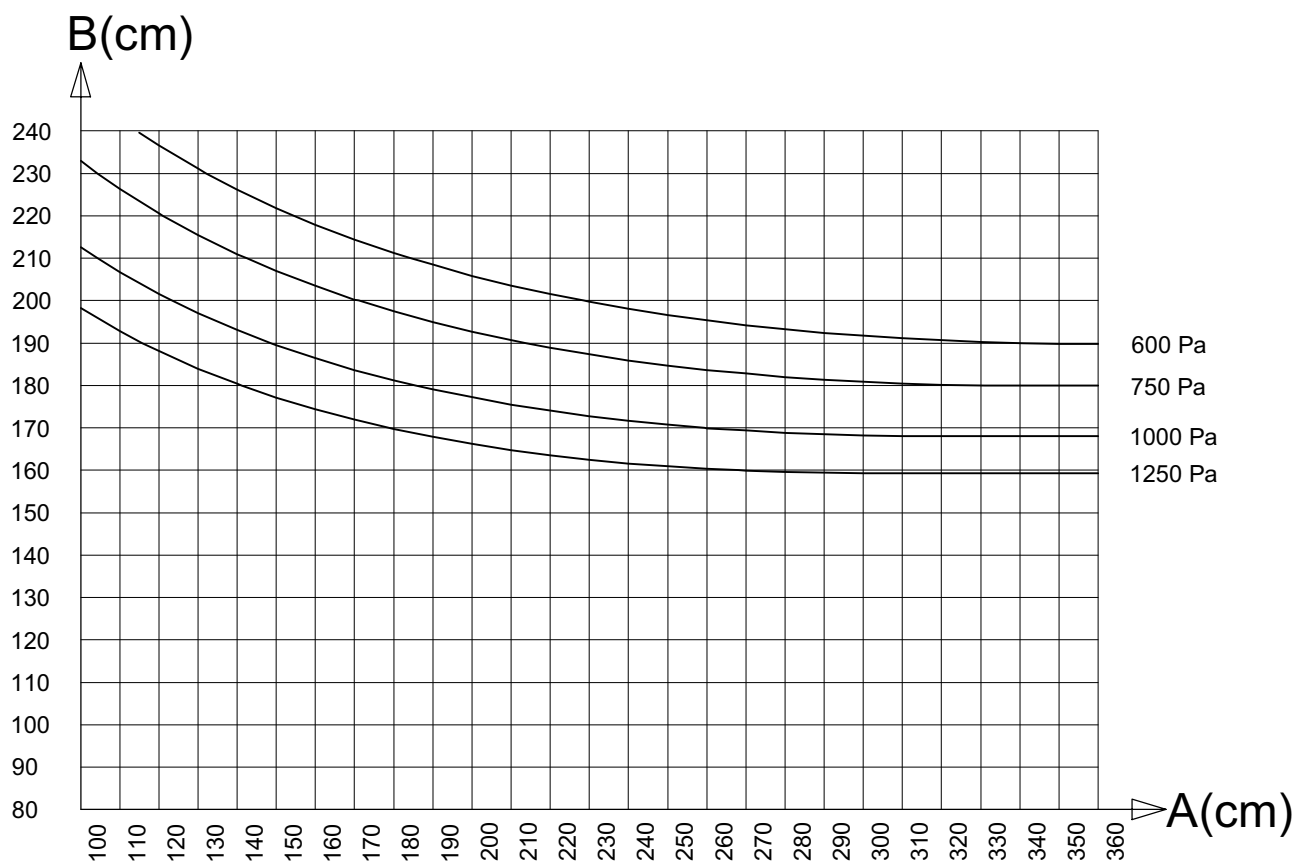
$I_{xx} = 18.88 \text{ cm}^4$   
 $f_{max} = B/360 < 8\text{mm}$



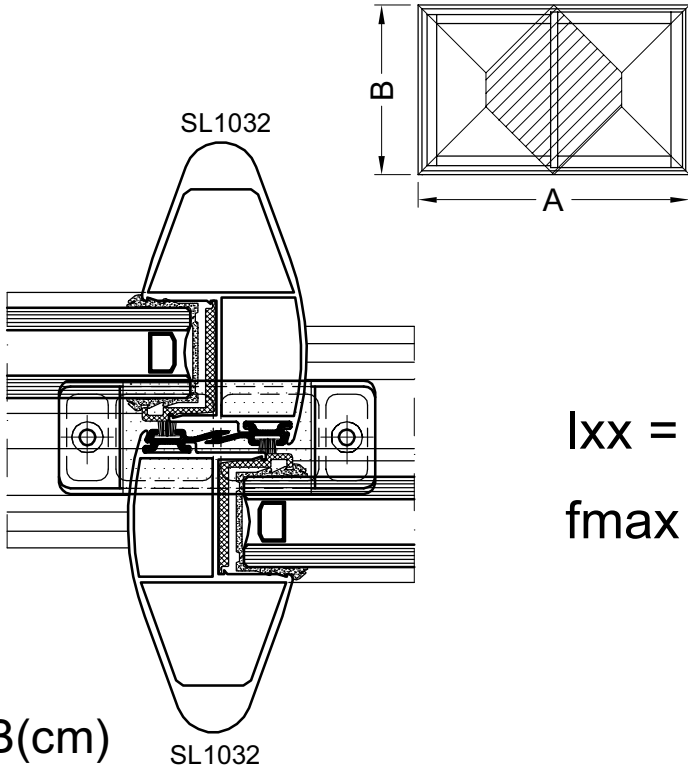
statica23



$I_{xx} = 27.95 \text{ cm}^4$   
 $f_{max} = B/360 < 8\text{mm}$

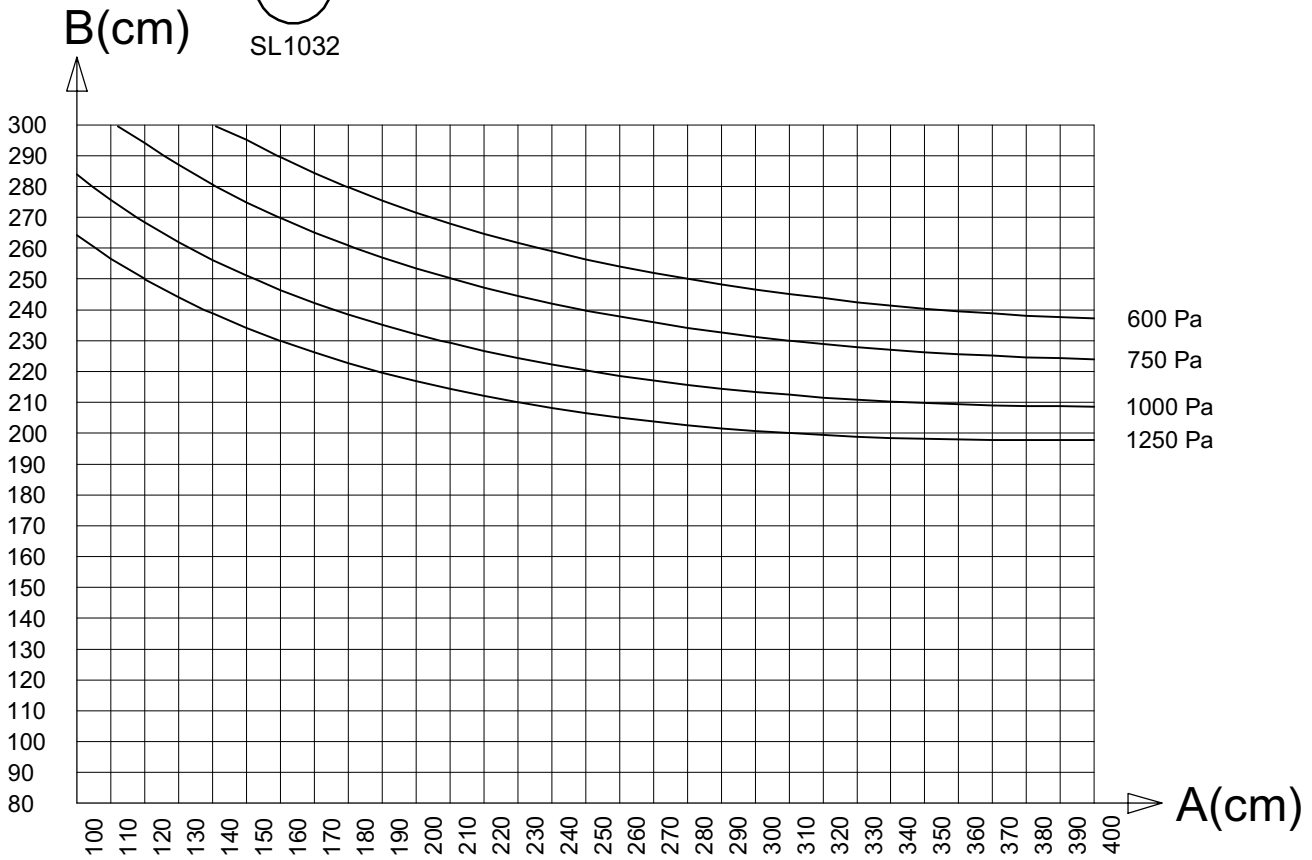


statica24

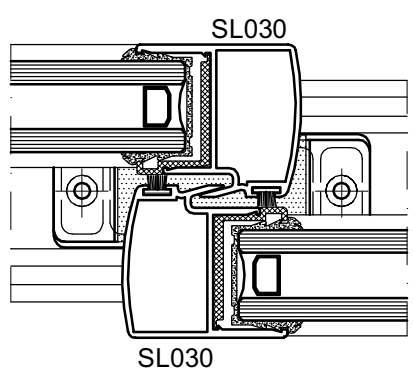
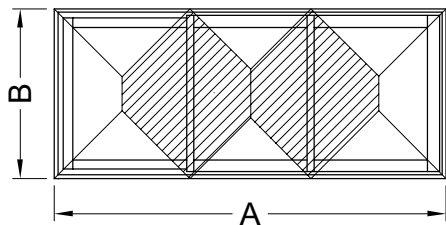


$$I_{xx} = 69.22 \text{ cm}^4$$

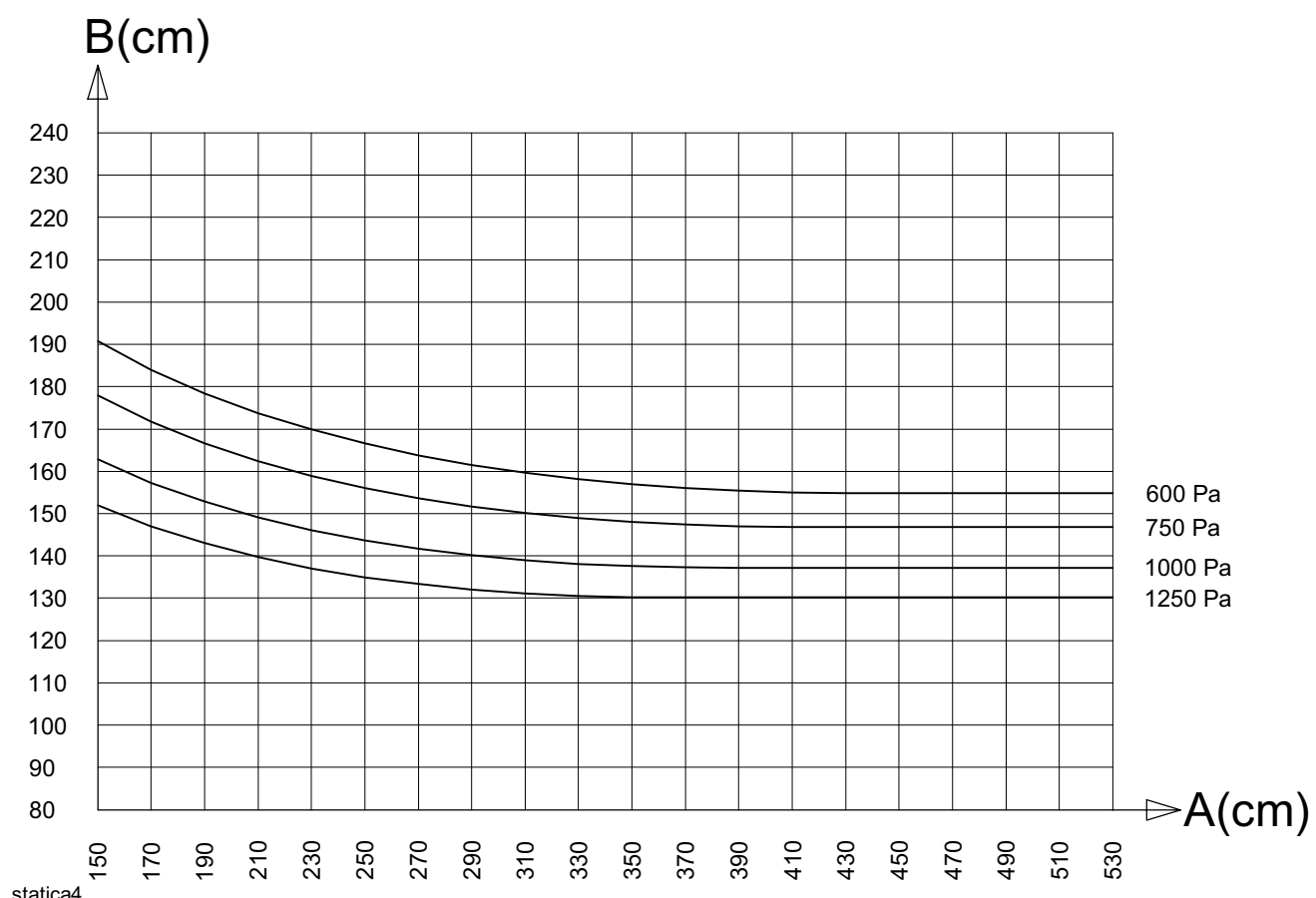
$$f_{max} = B/360 < 8 \text{ mm}$$



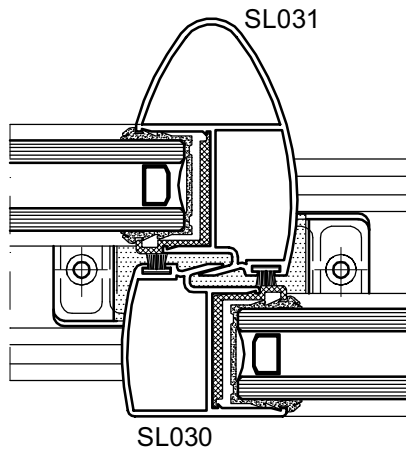
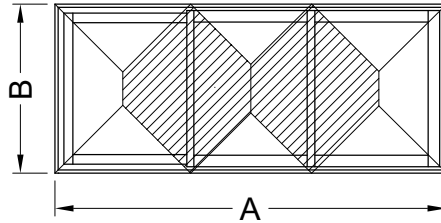
statica25



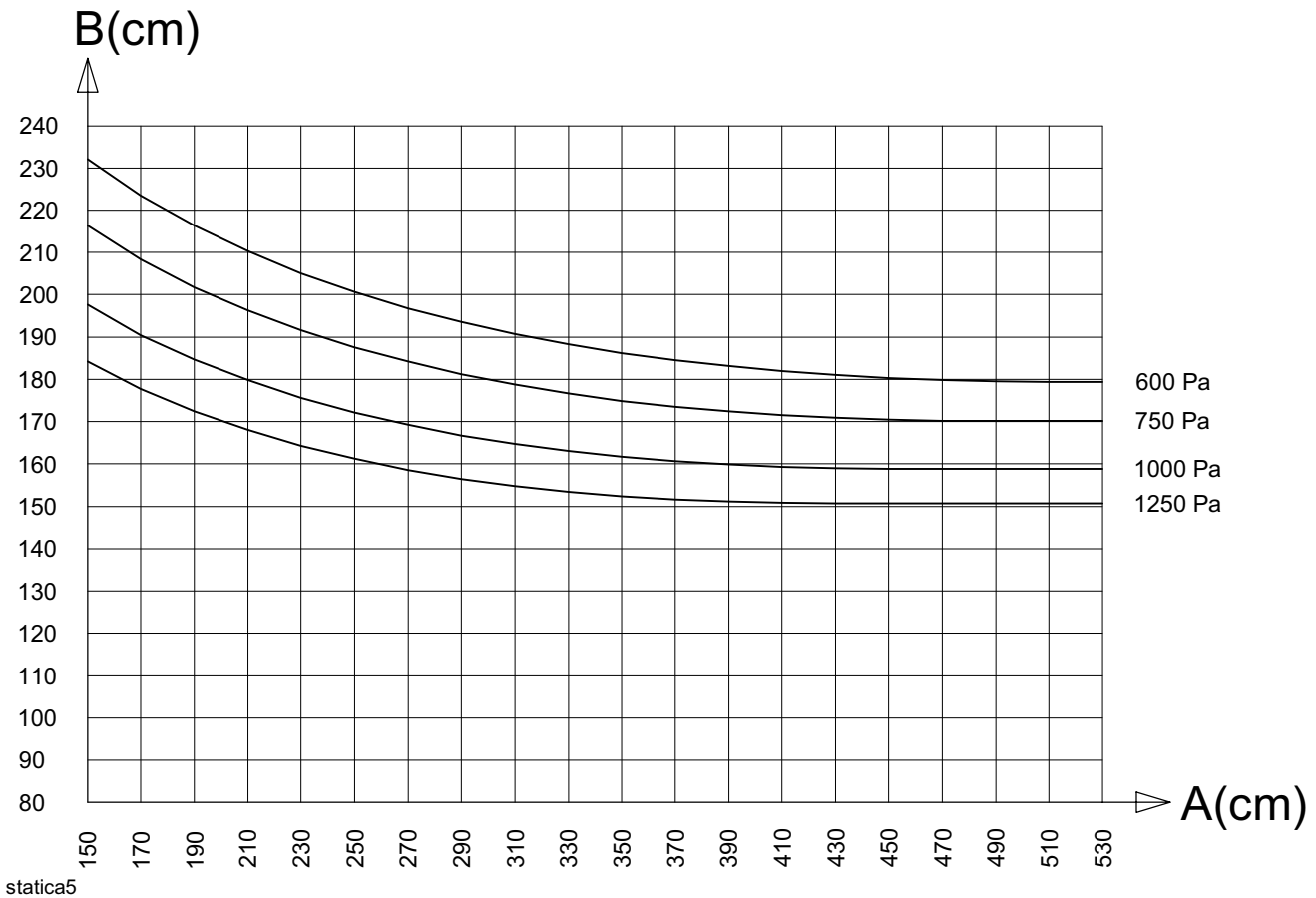
$I_{xx} = 11.96 \text{ cm}^4$   
 $f_{max} = B/360 < 8\text{mm}$



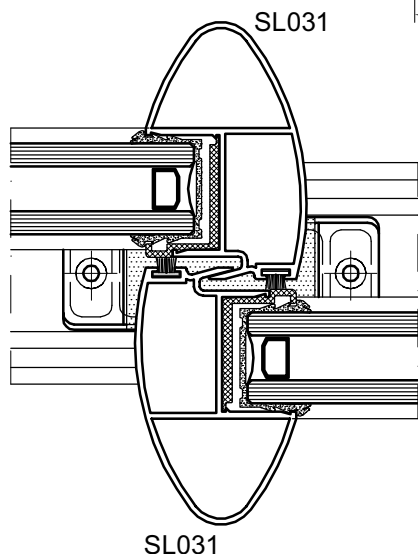
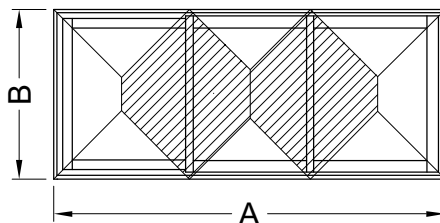
statica4



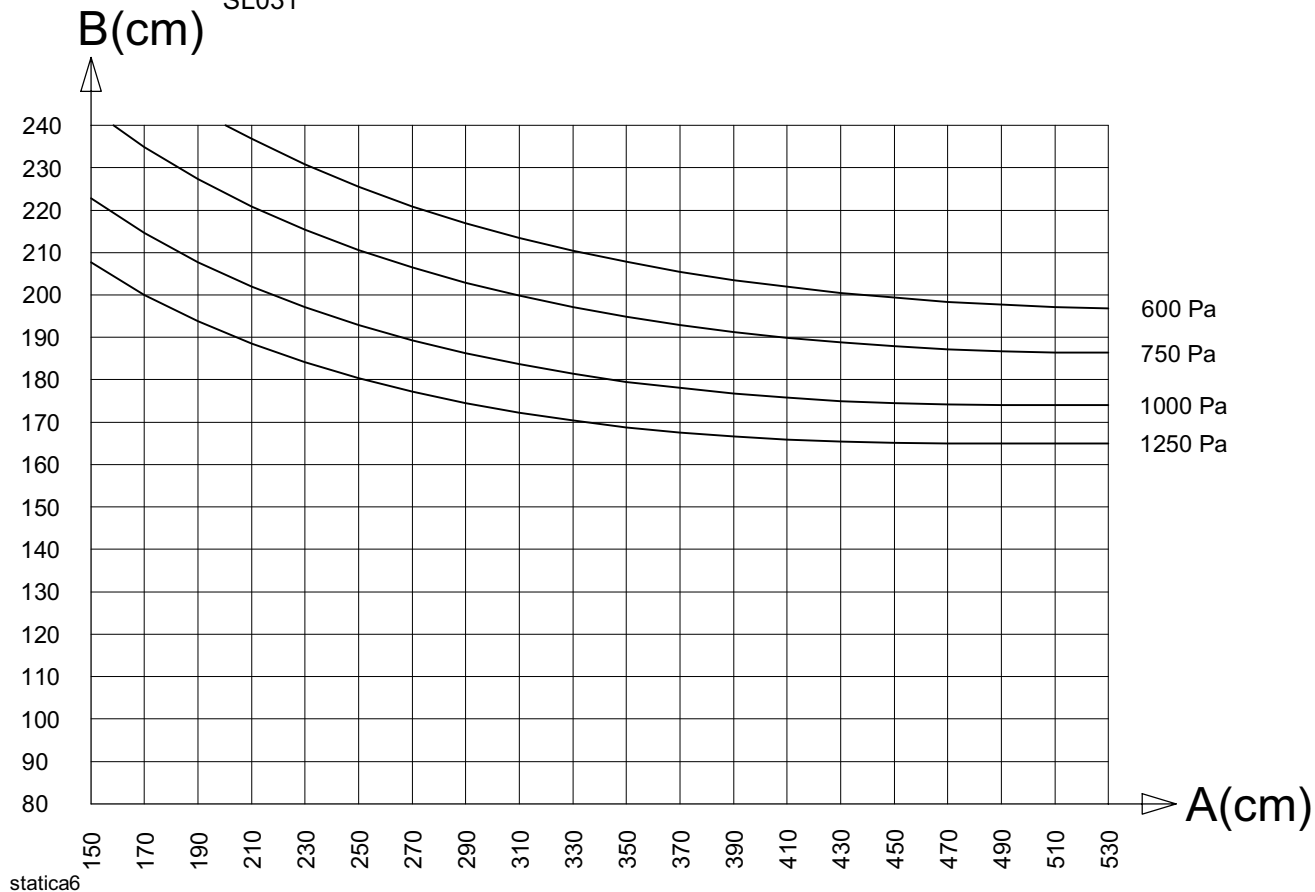
$I_{xx} = 22.12 \text{ cm}^4$   
 $f_{max} = B/360 < 8 \text{ mm}$



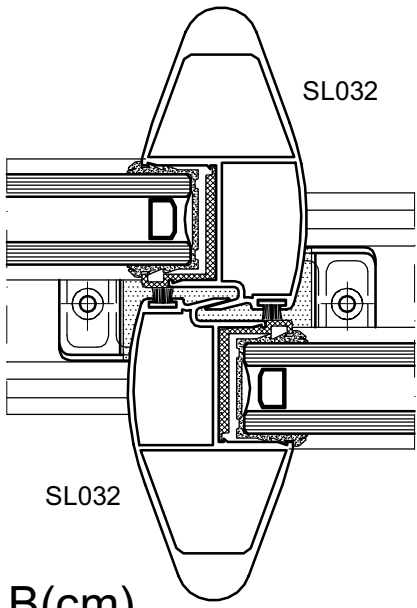
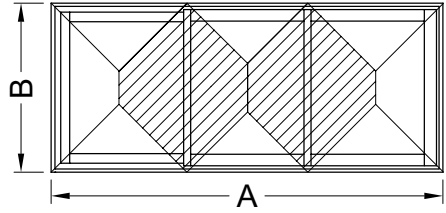
statica5



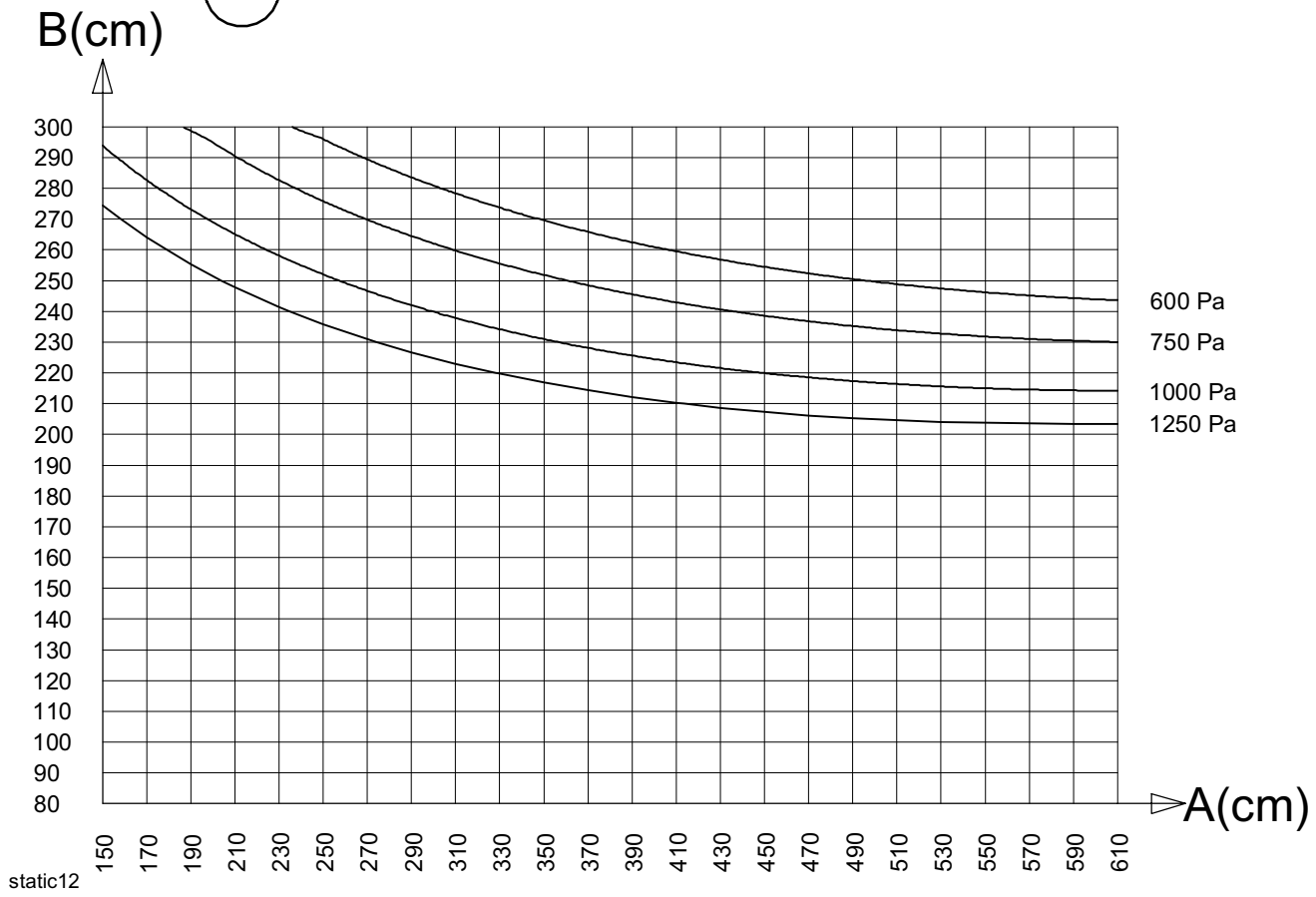
$I_{xx} = 32.28\text{cm}^4$   
 $f_{max} = B/360 < 8\text{mm}$



statica6

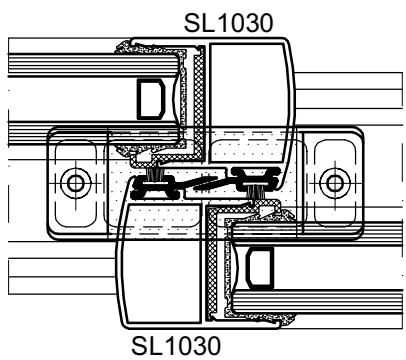
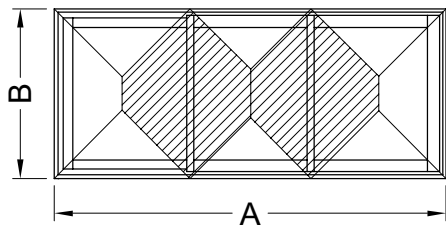


$I_{xx} = 77.94 \text{ cm}^4$   
 $f_{max} = B/360 < 8 \text{ mm}$

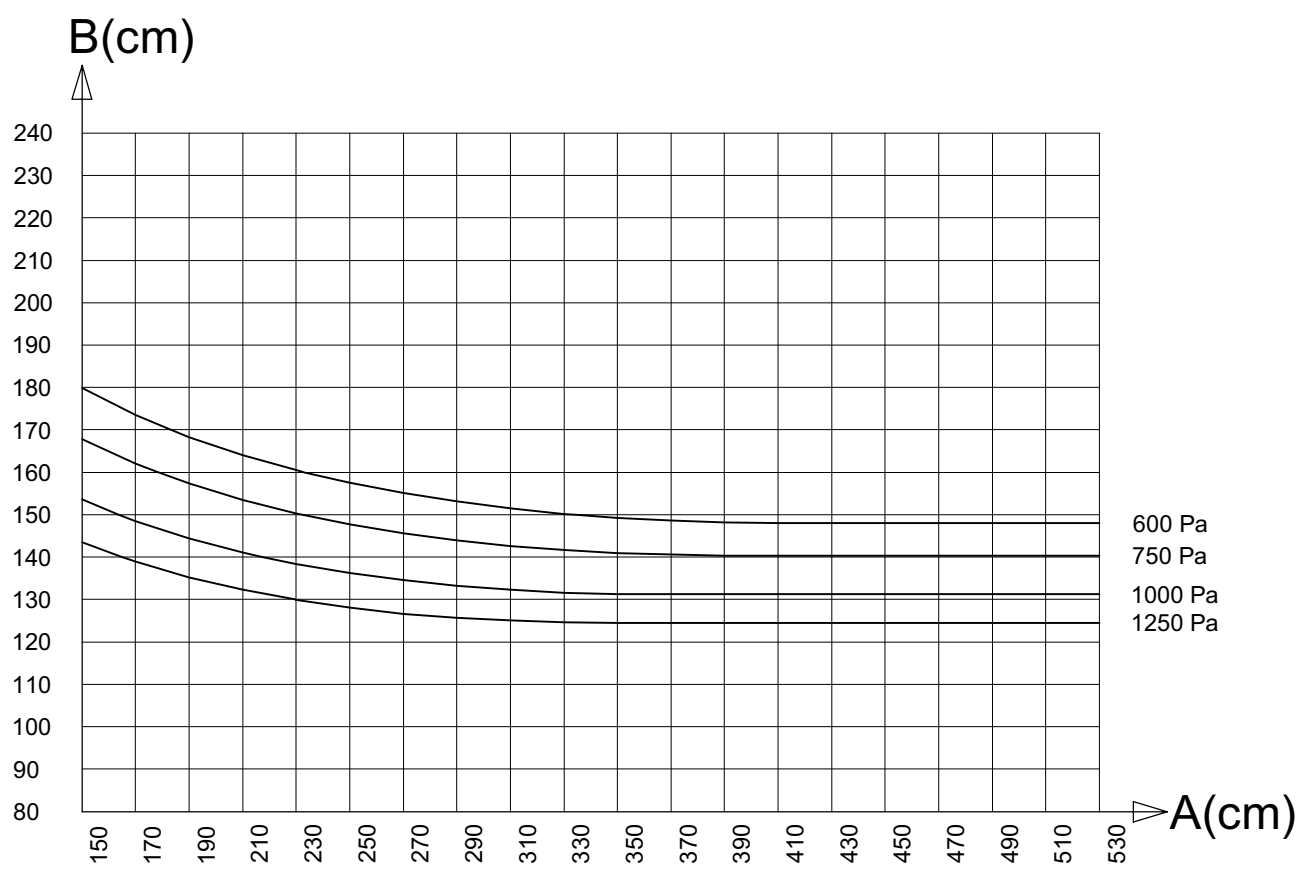


static12

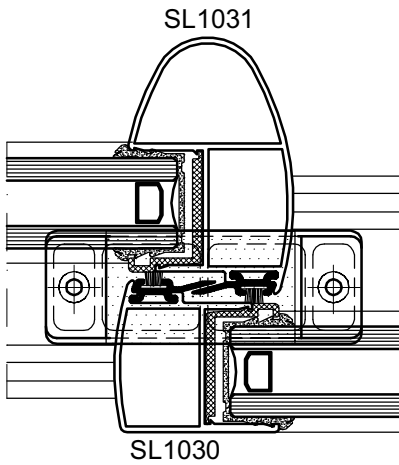
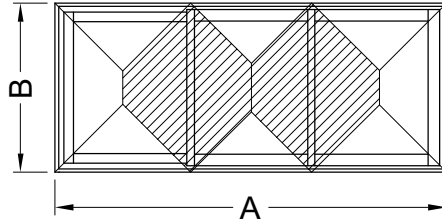




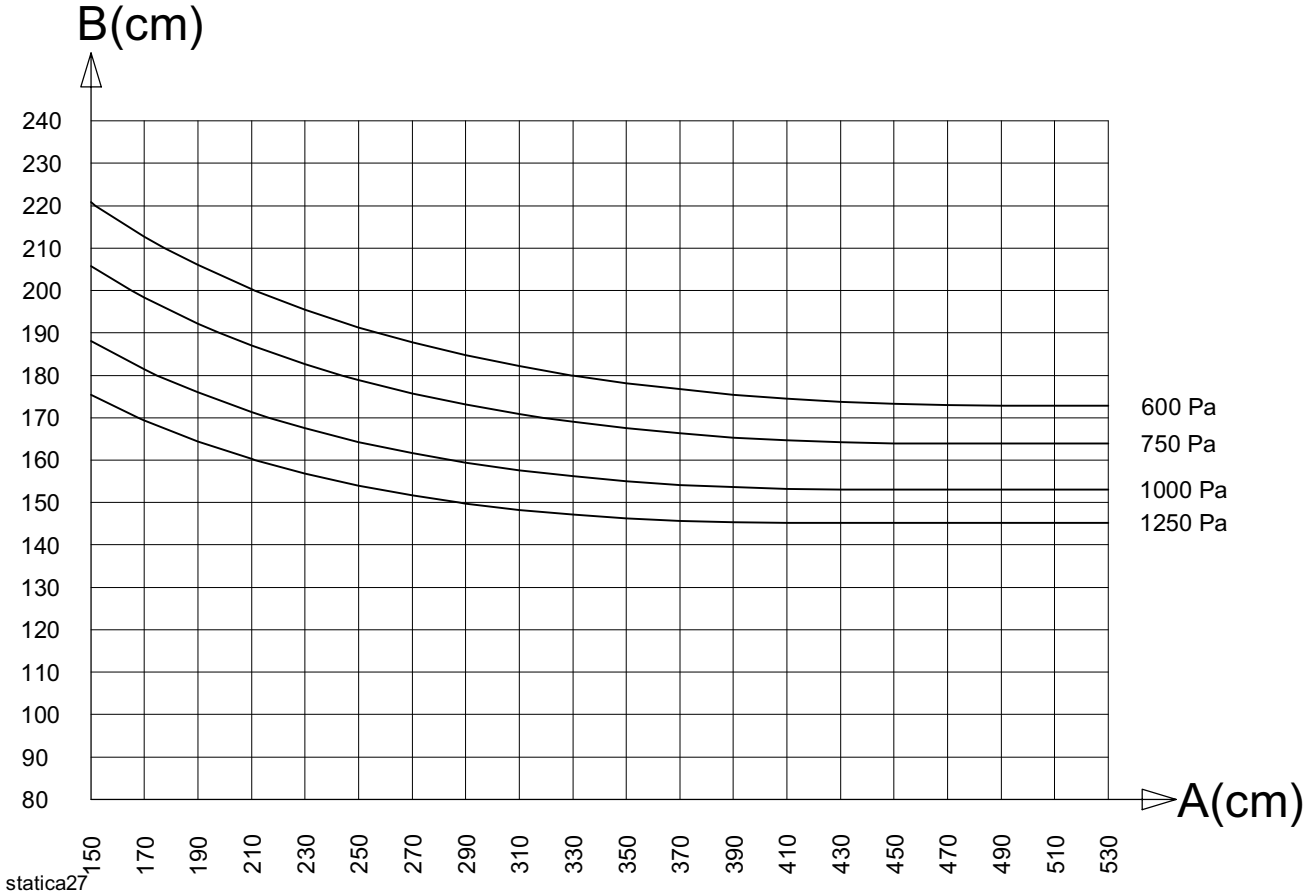
$I_{xx} = 9.81 \text{ cm}^4$   
 $f_{max} = B/360 < 8\text{mm}$



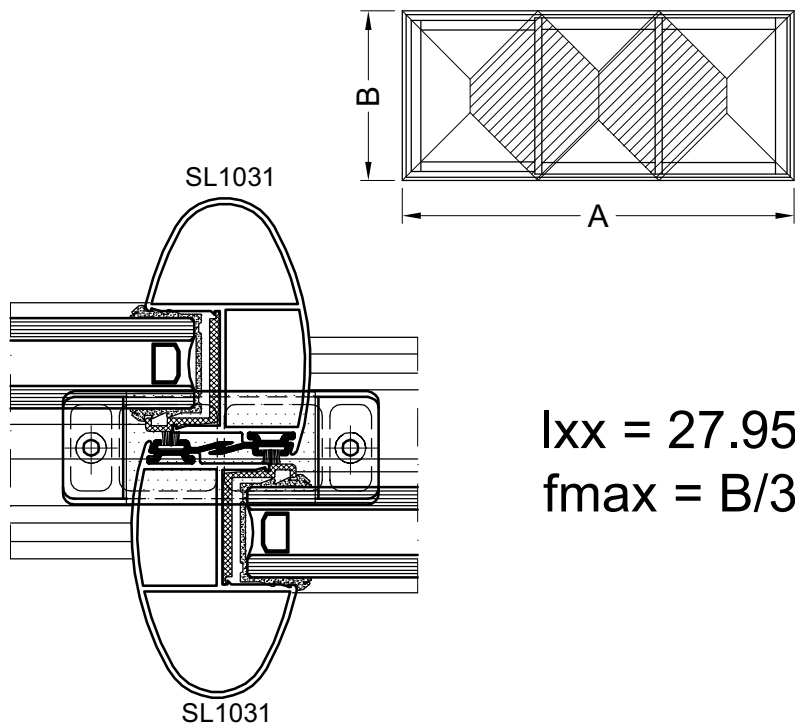
statica26



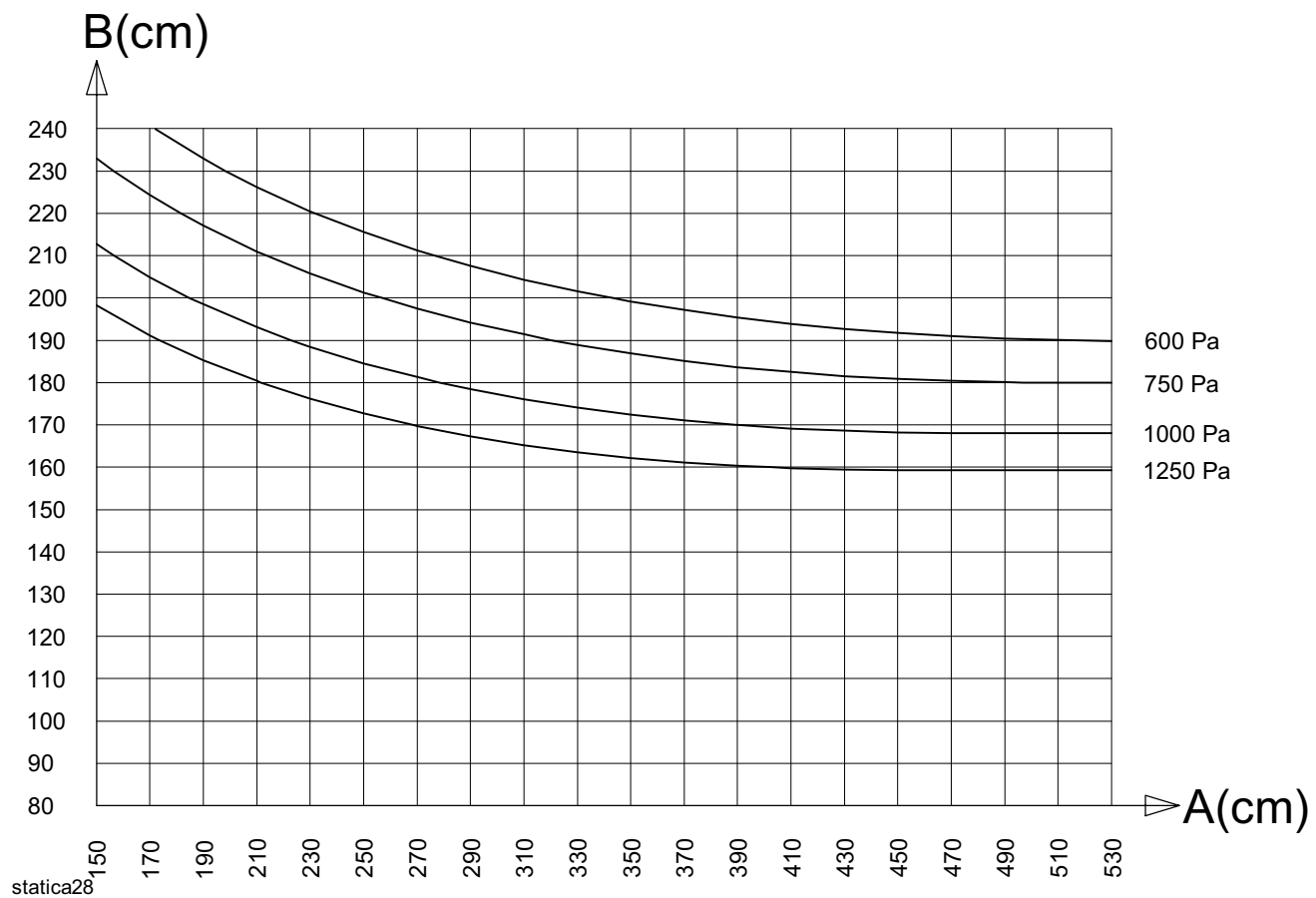
$I_{xx} = 18.88 \text{ cm}^4$   
 $f_{max} = B/360 < 8\text{mm}$



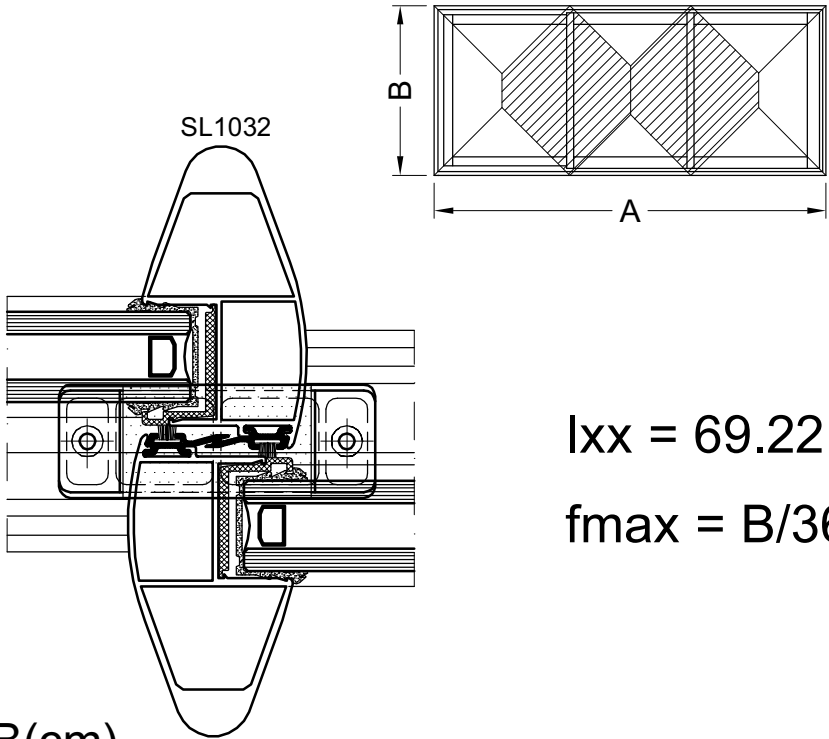
statica27



$I_{xx} = 27.95 \text{ cm}^4$   
 $f_{max} = B/360 < 8\text{mm}$

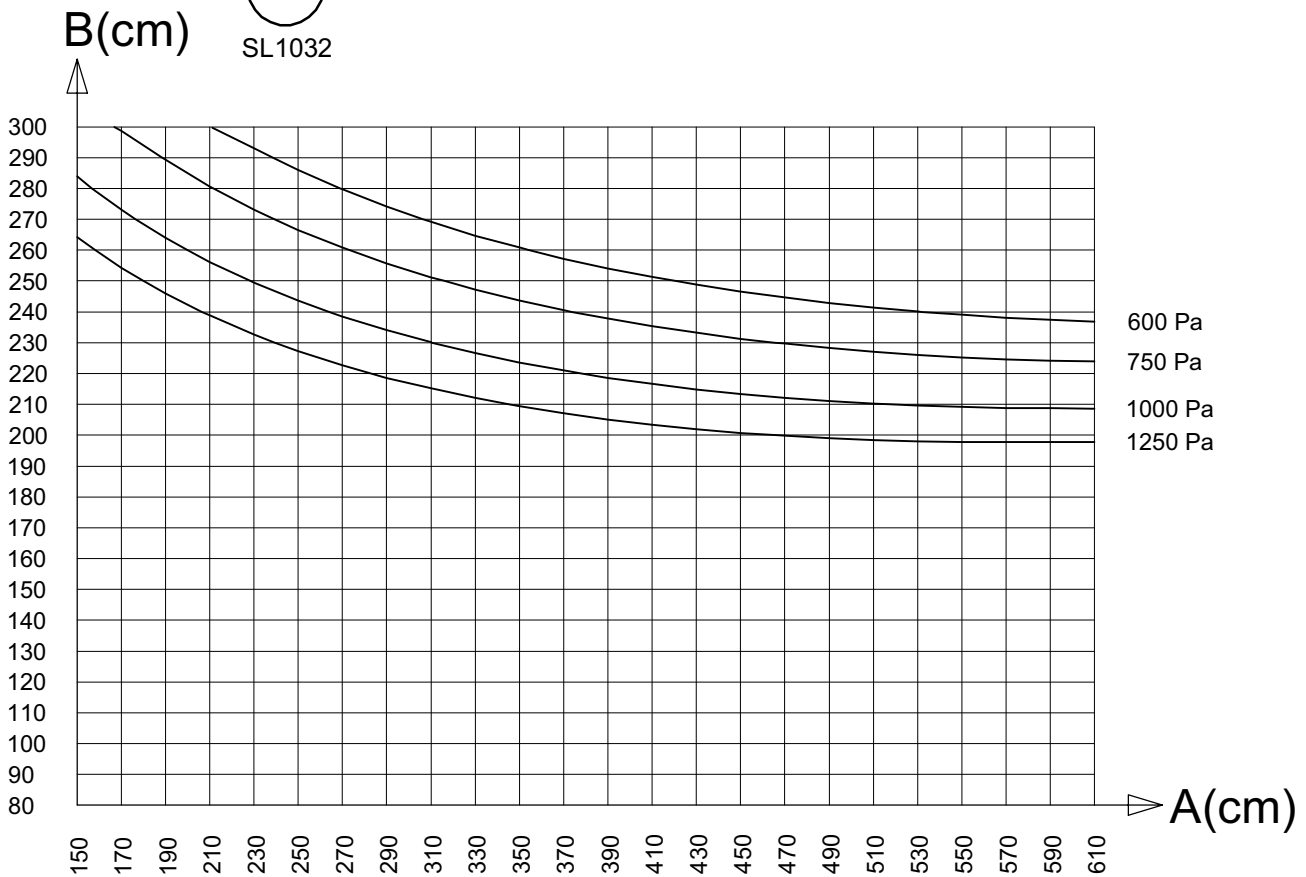


statica28



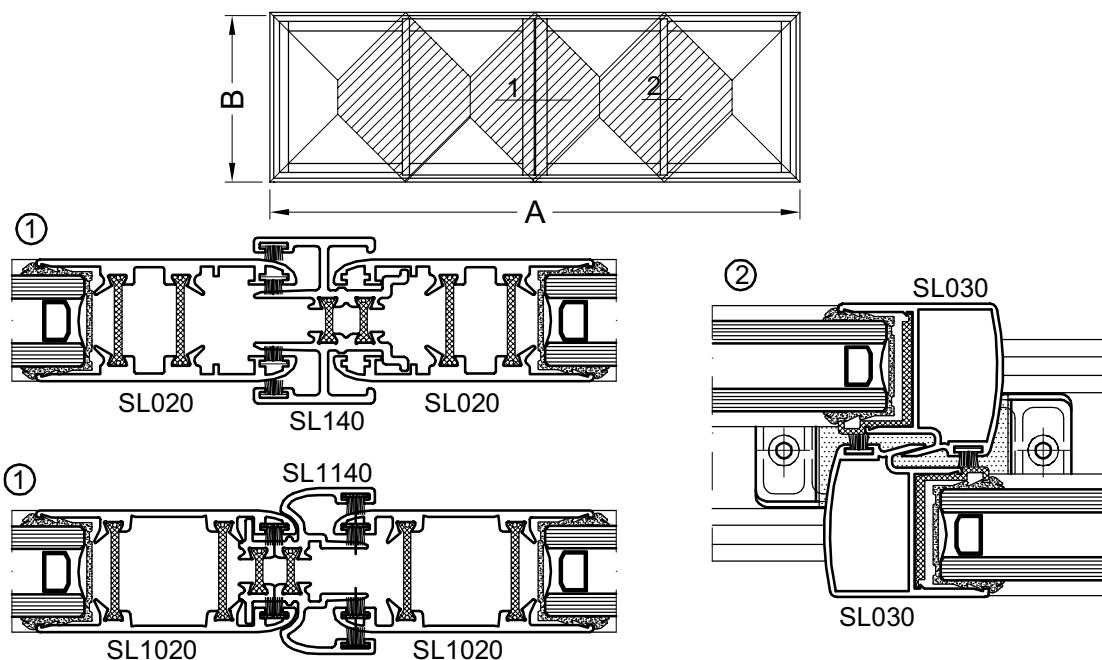
$$I_{xx} = 69.22 \text{ cm}^4$$

$$f_{max} = B/360 < 8 \text{ mm}$$

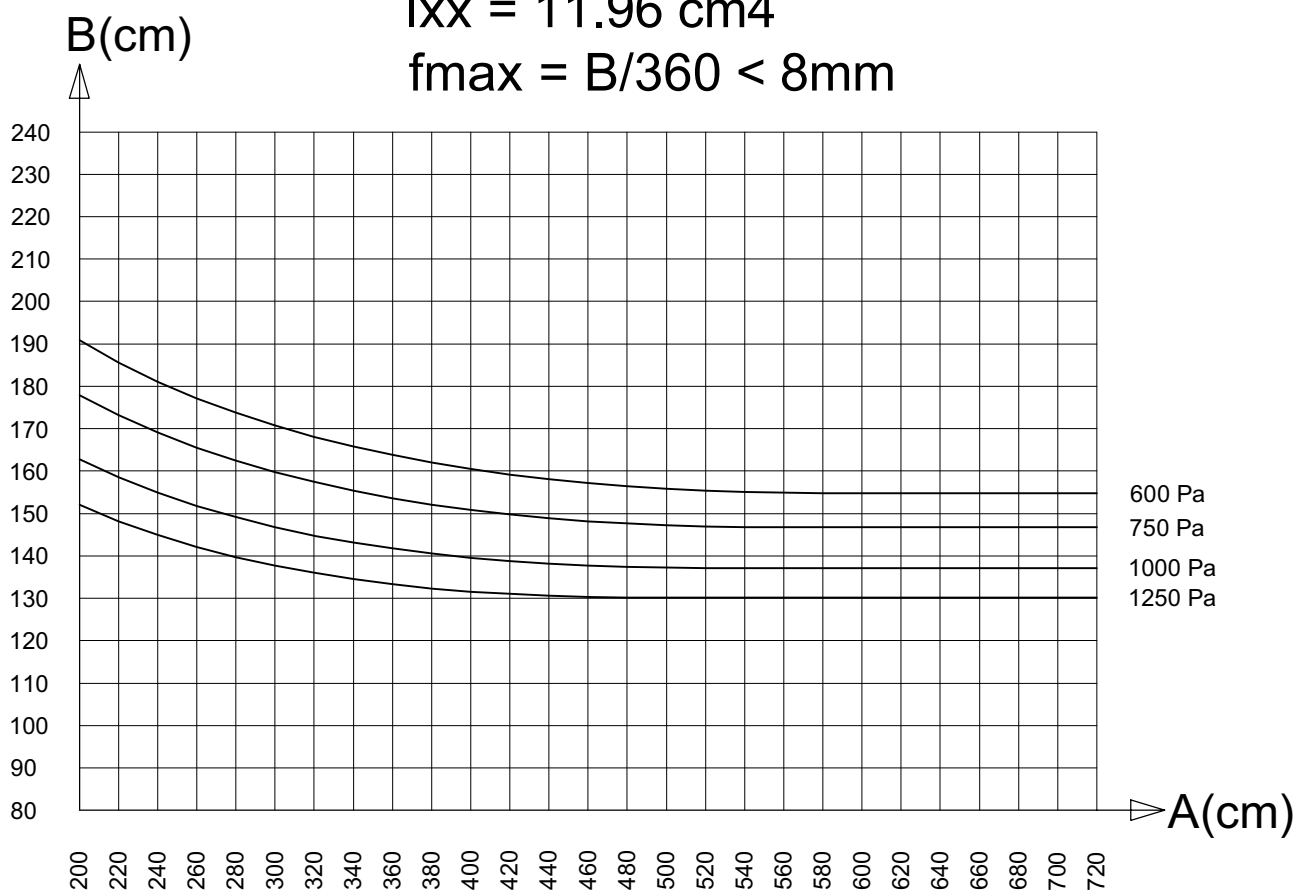


statica29

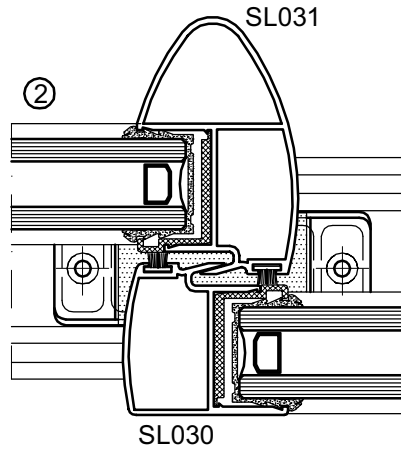
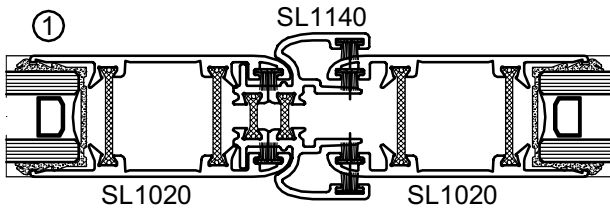
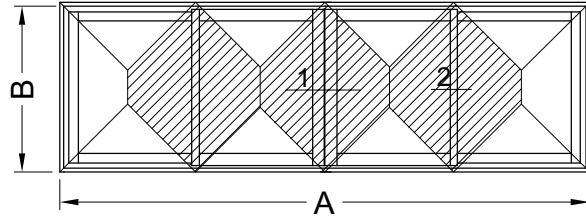
STATICA - STATIQUE - STATIK - STATICS



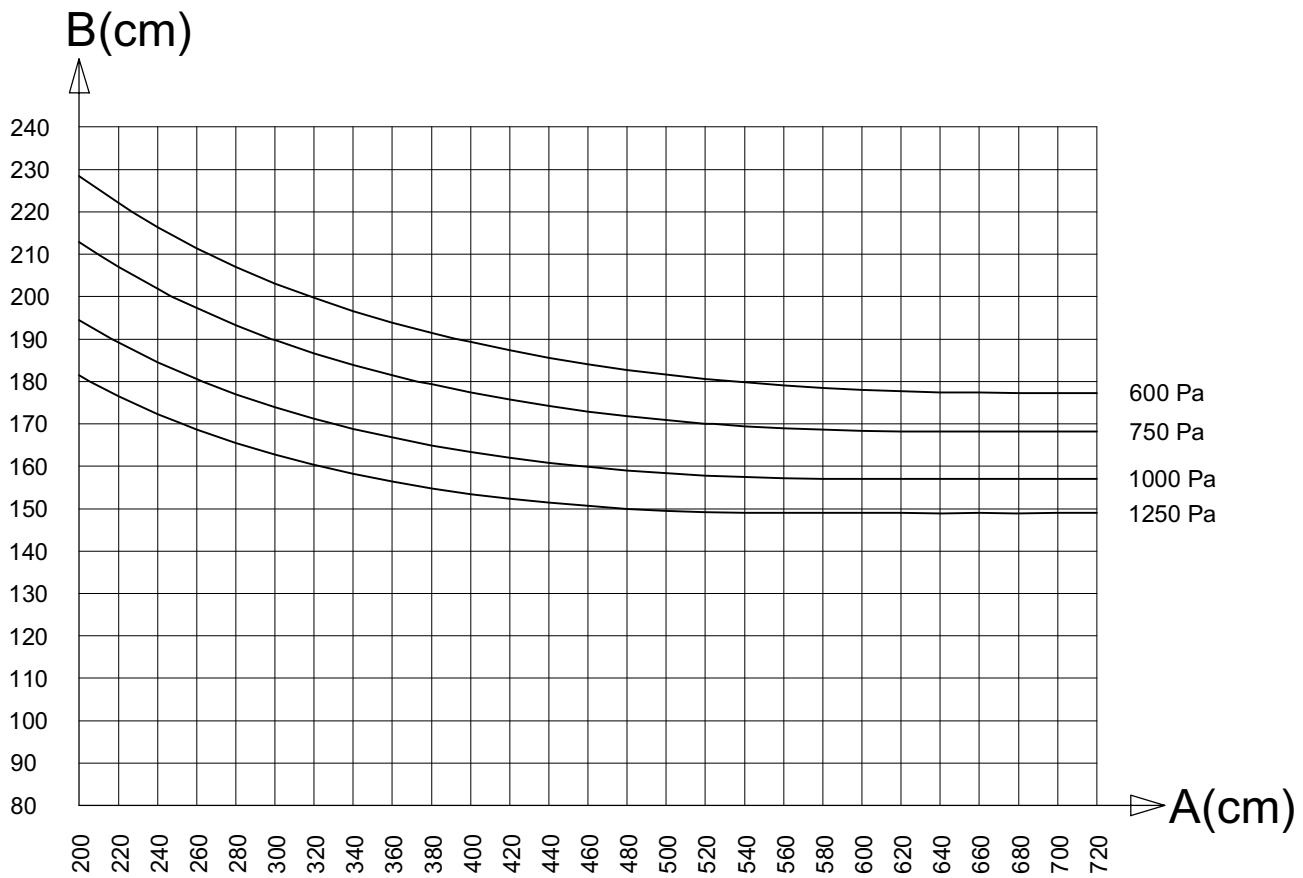
$I_{xx} = 11.96 \text{ cm}^4$   
 $f_{max} = B/360 < 8\text{mm}$



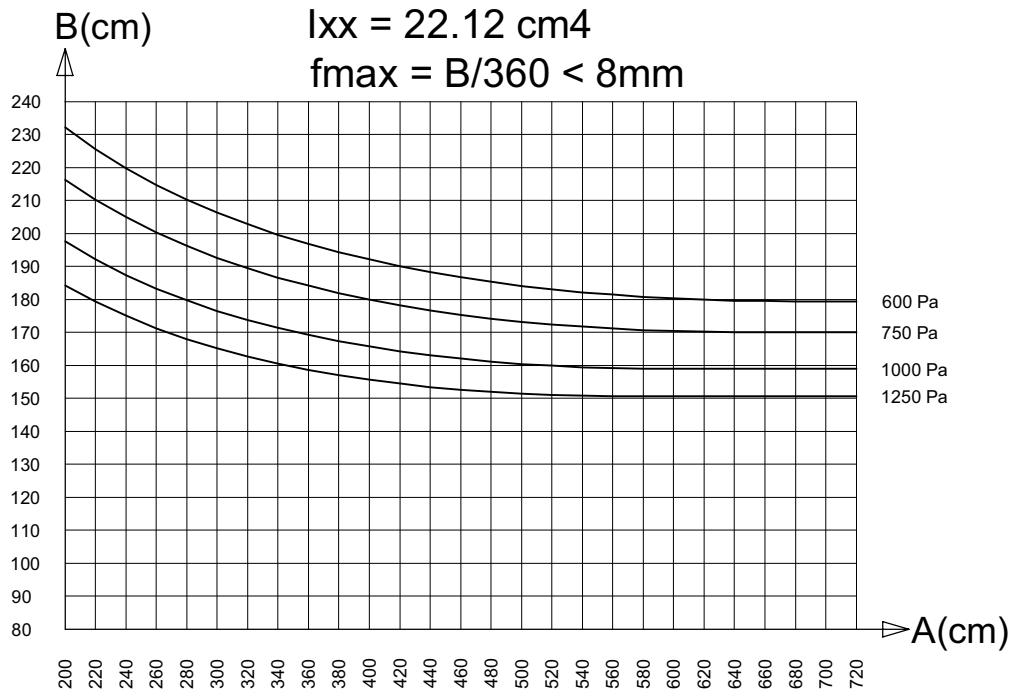
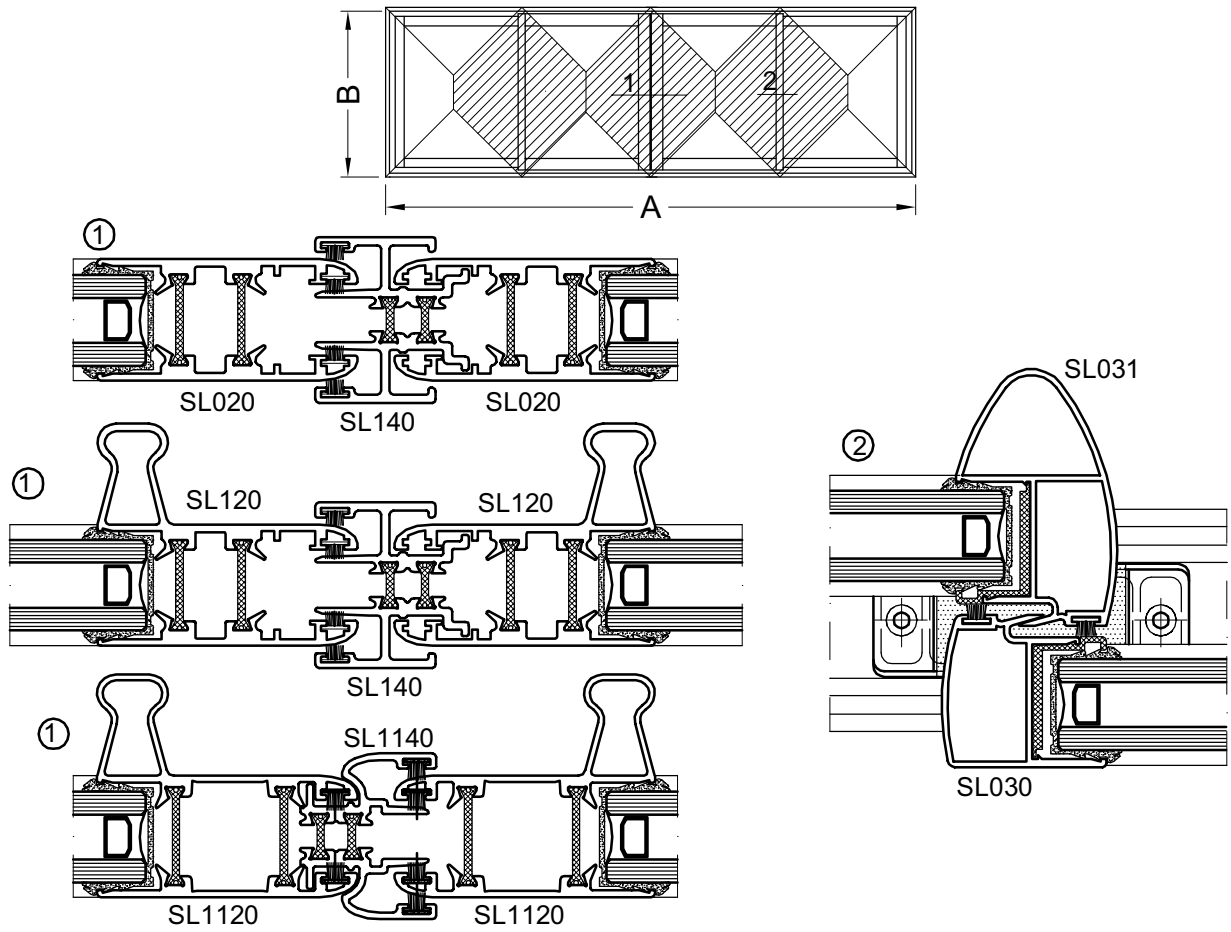
static13



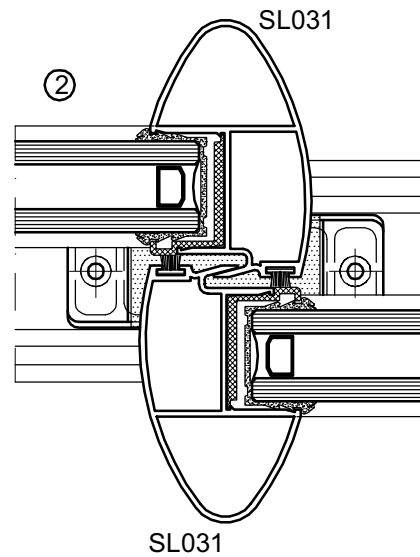
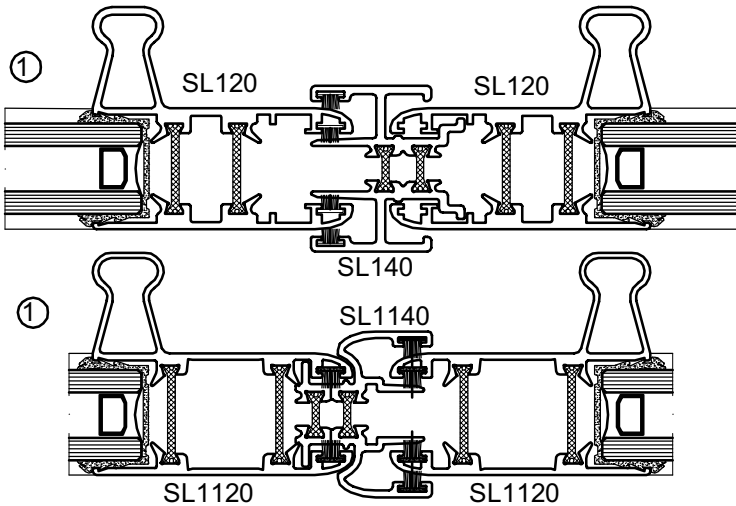
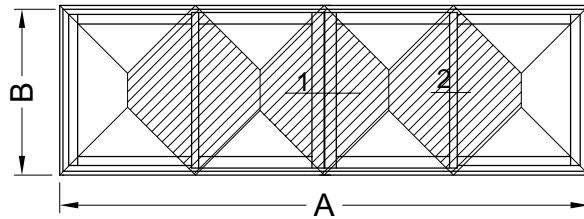
$I_{xx} = 21.03 \text{ cm}^4$   
 $f_{max} = B/360 < 8\text{mm}$



static18



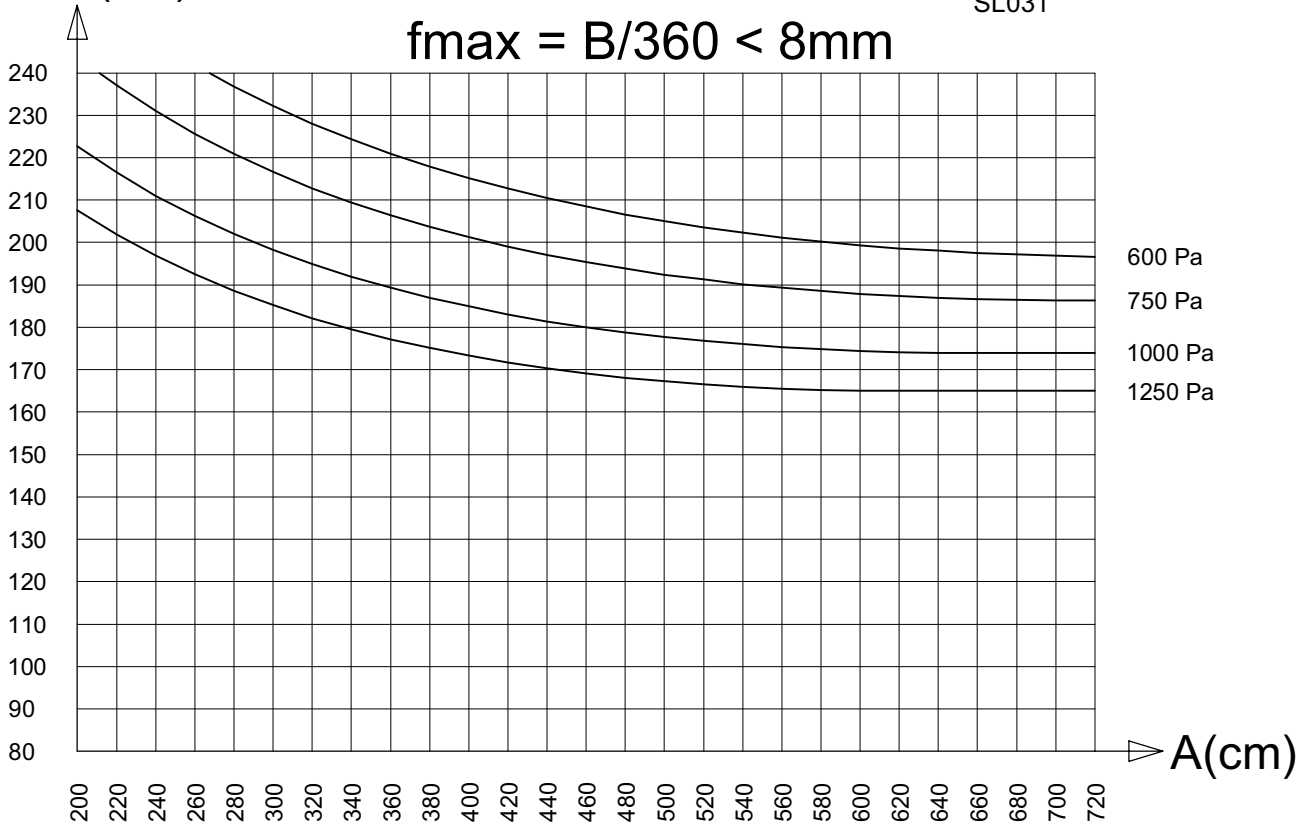
static14



B(cm)

$I_{xx} = 32.28\text{cm}^4$

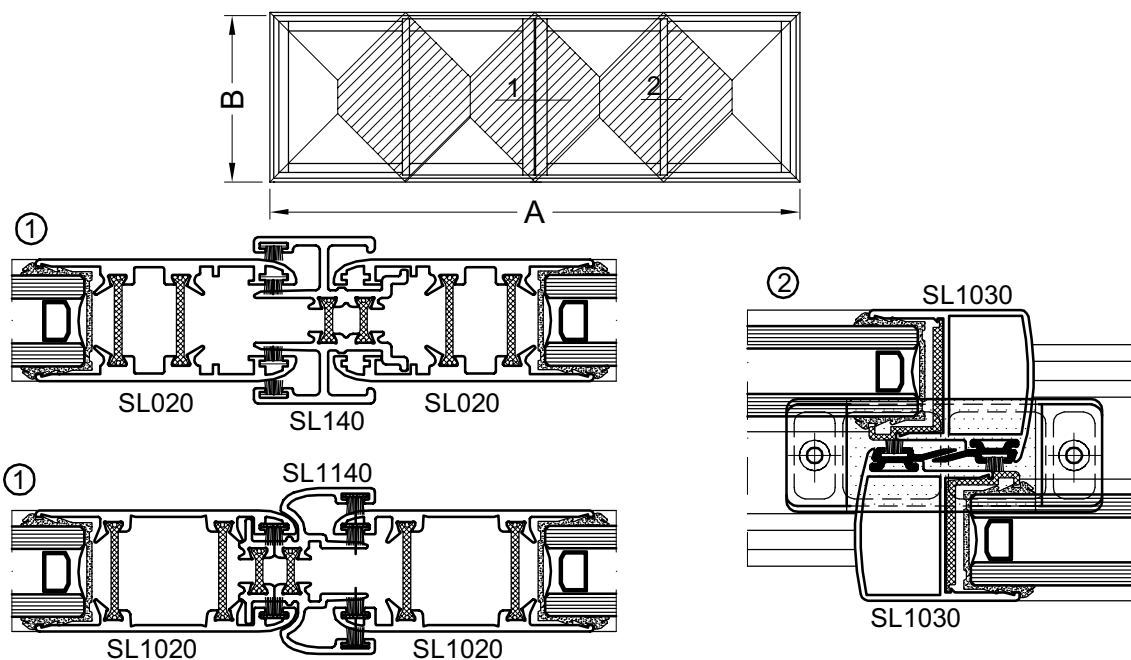
$f_{max} = B/360 < 8\text{mm}$



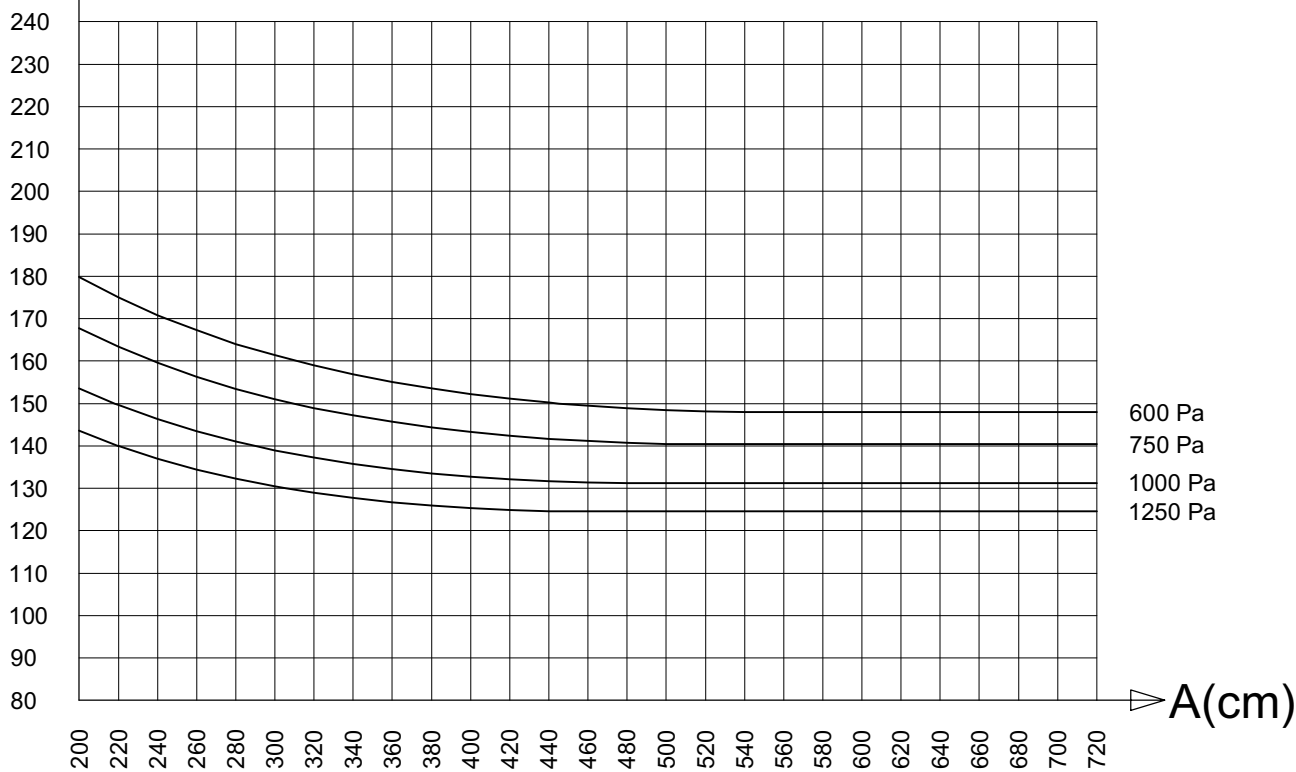
static16



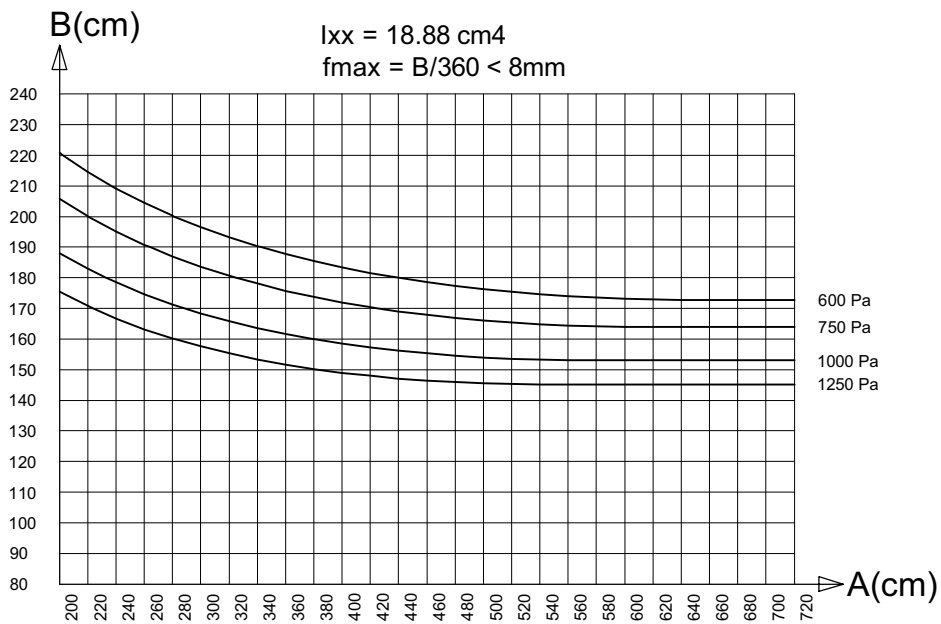
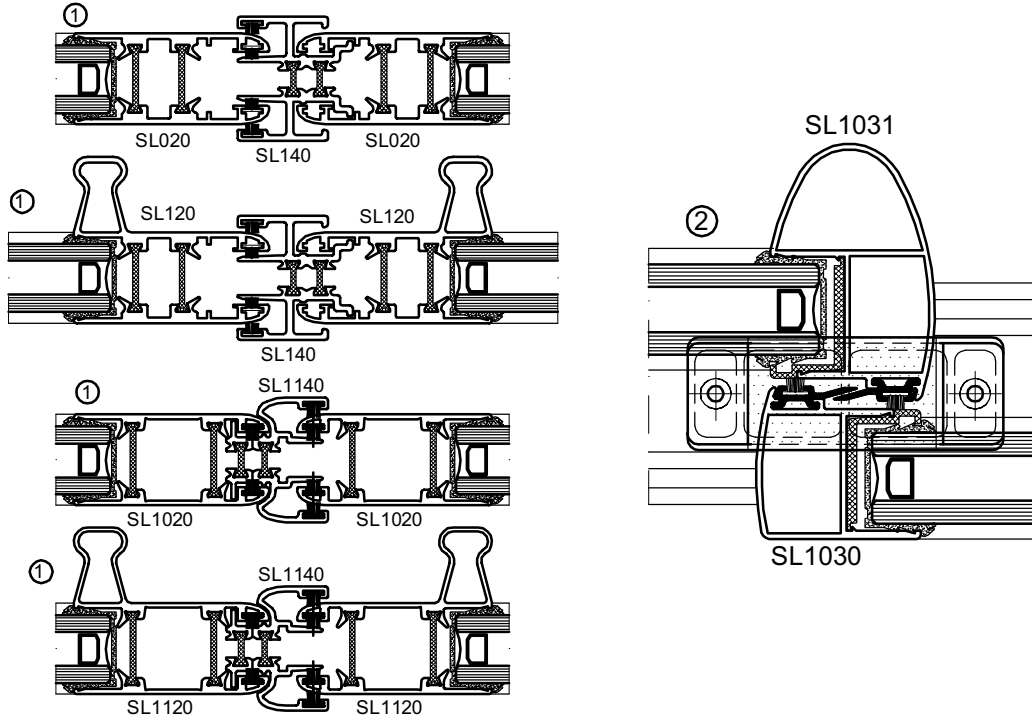
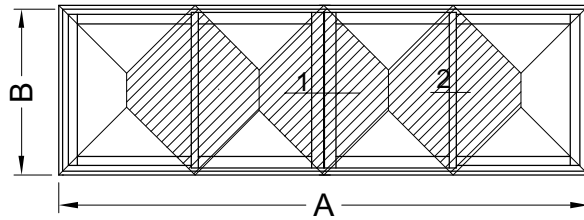
STATICA - STATIQUE - STATIK - STATICS



$I_{xx} = 9.81 \text{ cm}^4$   
 $f_{max} = B/360 < 8\text{mm}$

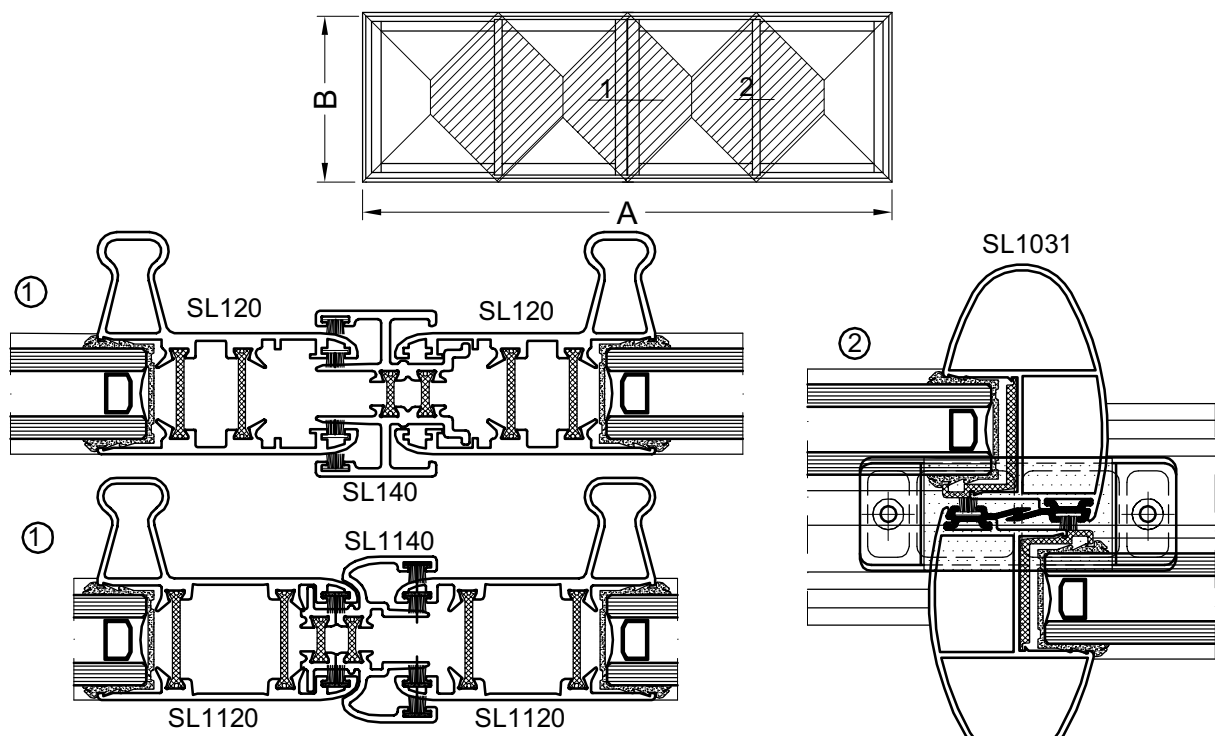


statica30

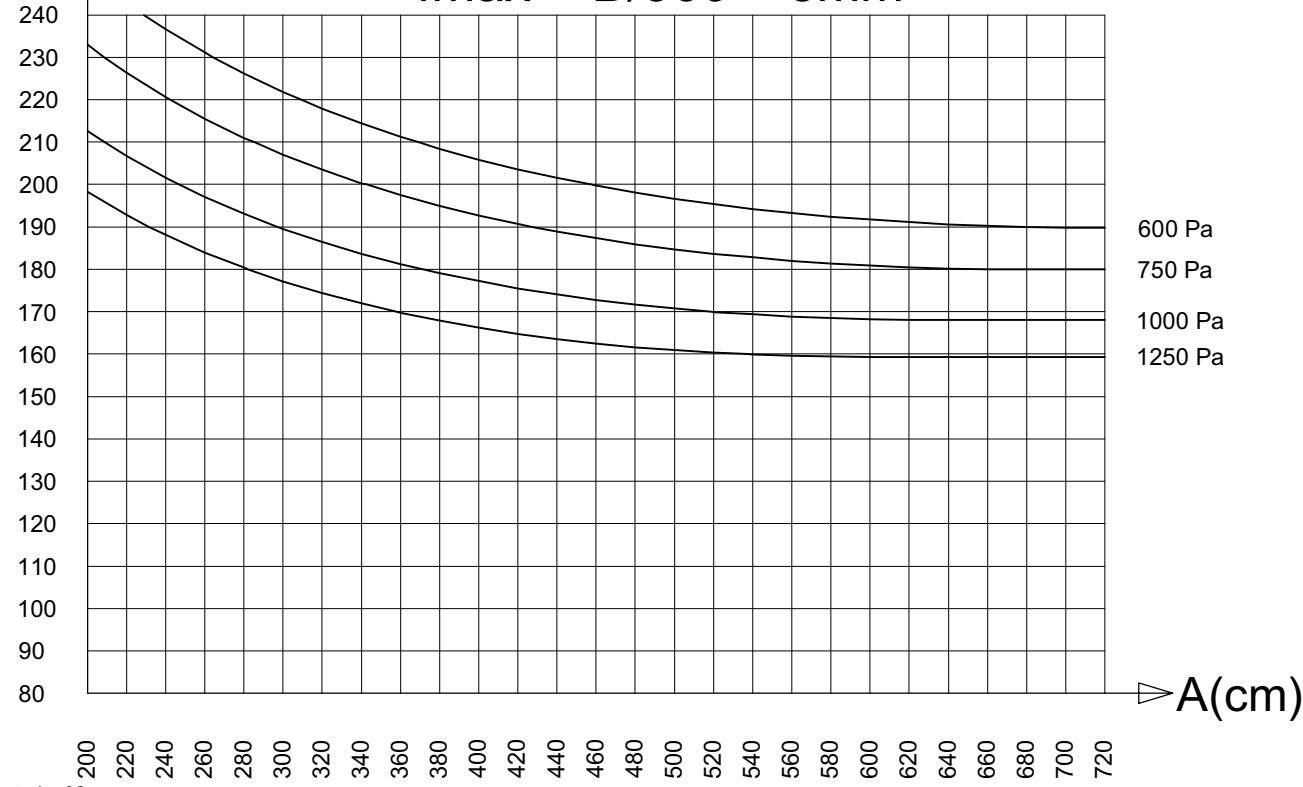


statica31

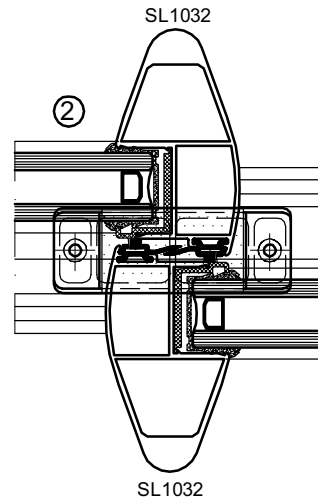
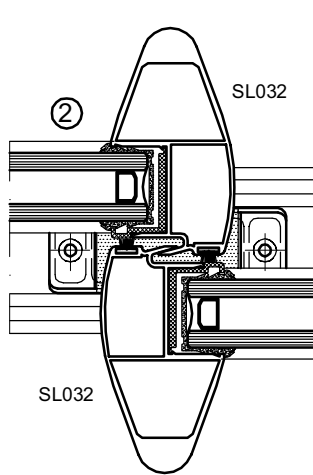
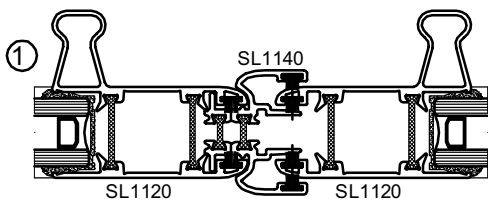
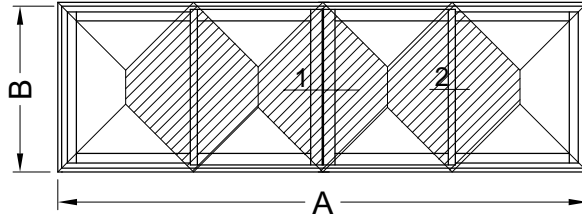
STATICA - STATIQUE - STATIK - STATICS



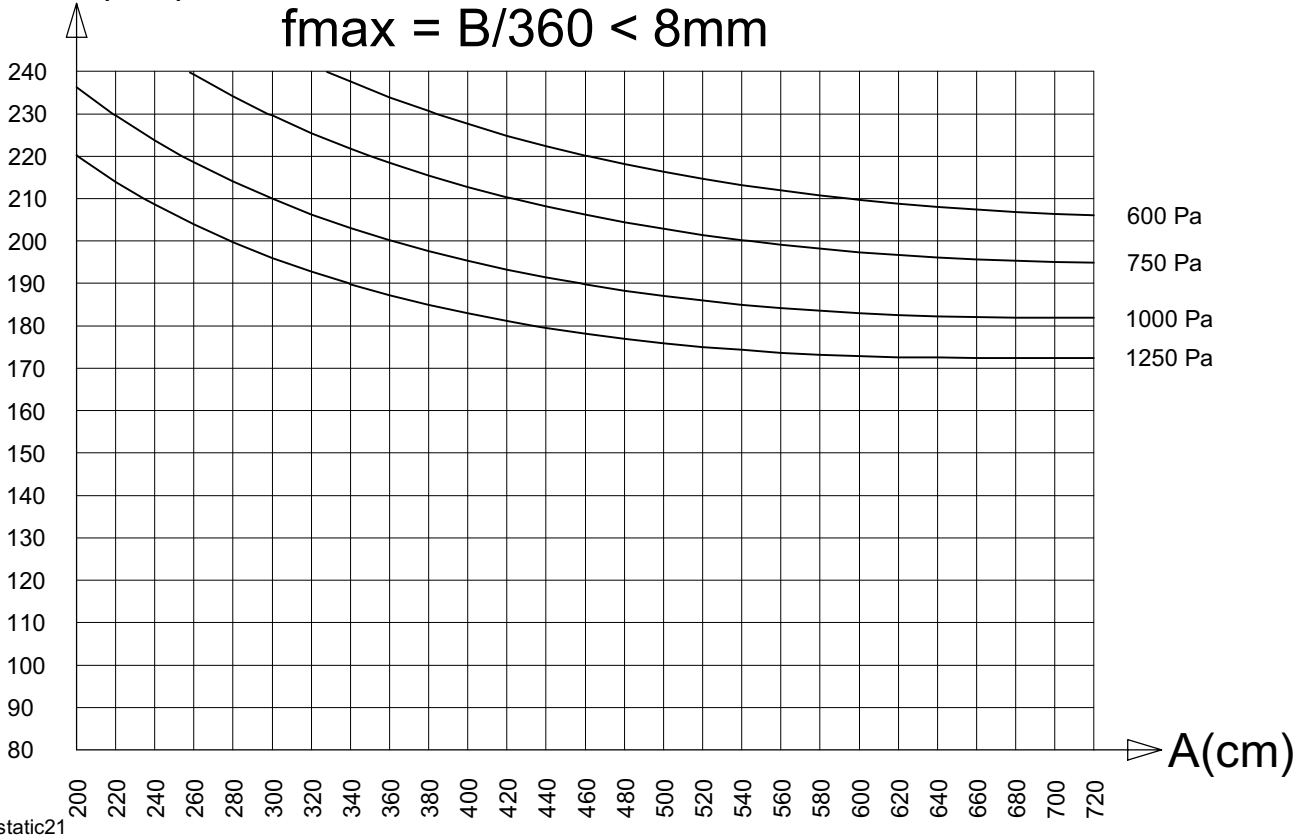
$I_{xx} = 27.95 \text{ cm}^4$   
 $f_{max} = B/360 < 8 \text{ mm}$



statica32



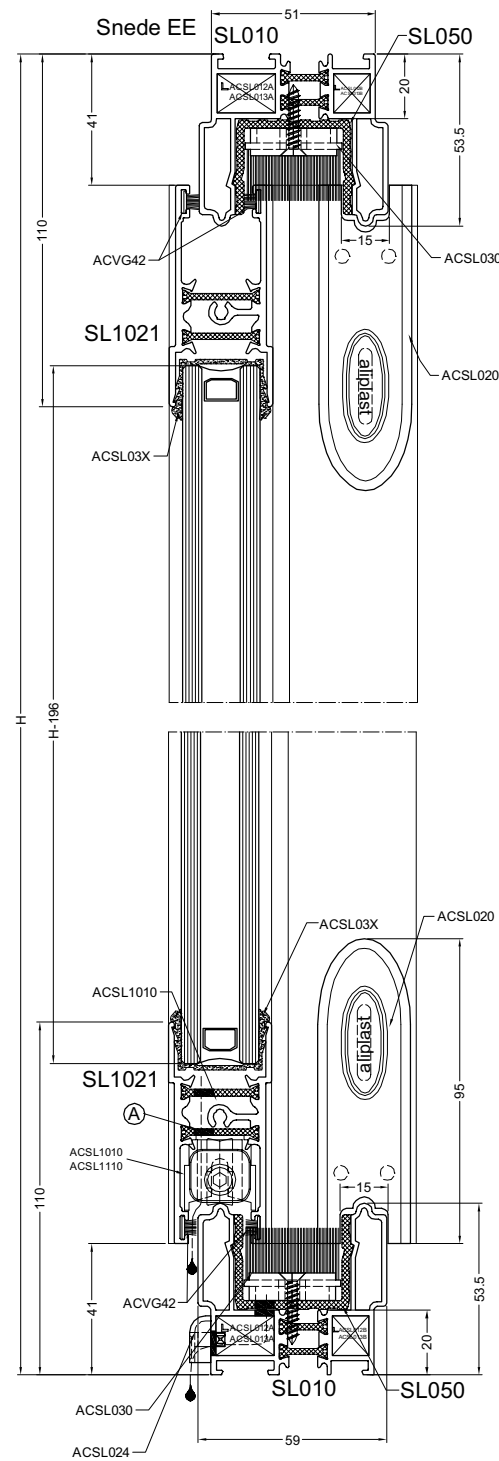
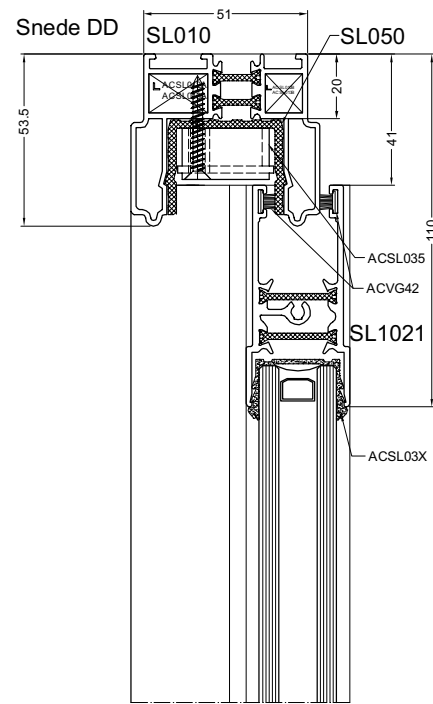
**B(cm)**      $I_{xx} = 38.99 \text{ cm}^4$   
 $f_{max} = B/360 < 8\text{mm}$



static21

2 VLEUGELIG SCHUIFRAAM  
FENETRE COULISSANTE DEUX VANTAUX  
SCHIEBEFENSTER 2 FLUGEL  
DOUBLE SLIDING WINDOW

ZAAGTABELLEN - TABLES DE SCIAGES - ZUSCHNITT-TABELLEN - SAWING TABLES



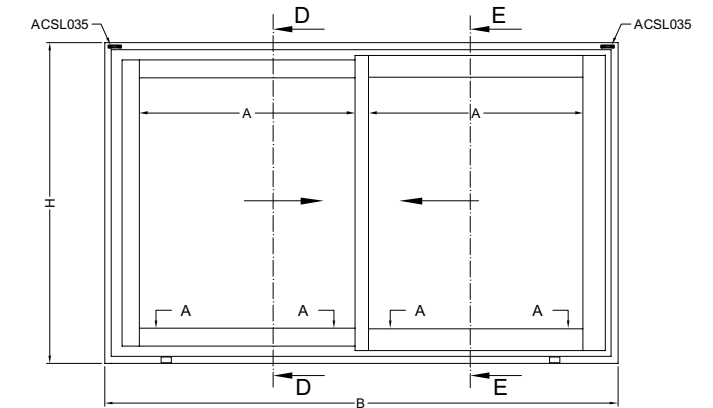
PROFIELEN PROFILES PROFILE PROFILS

SL010		2		B
SL010		2		H
SL1020		2		H-86
SL1021		4		B/2-96
SL030		2		H-82
of/ou/oder/or SL1029		2		H-82
SL1030		2		H-82
SL050		2		B-40
SL050		2		H-40
SL051		2		H-82

TOEBEHOREN ACCESSOIRES  
ZUBEHÖRTEILE ACCESSORIES

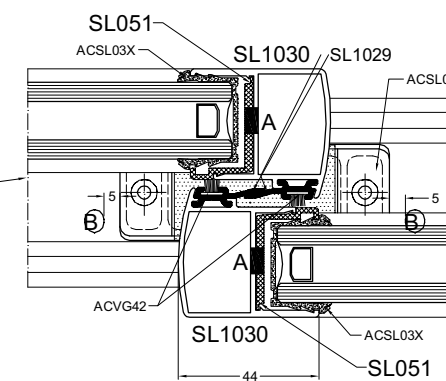
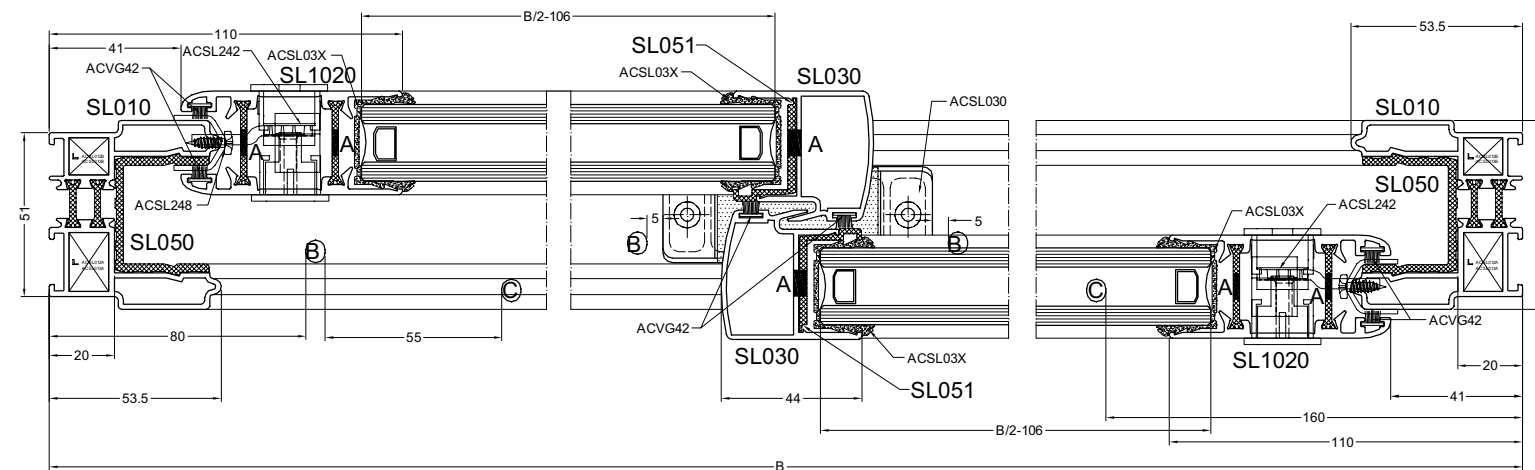
ACSL1010/ACSL1110	1 set
ACSL012A/13A	4
ACSL012B/13B	4
ACSL020	4
ACSL027	4
ACDR050	4
ACSL030	1
ACSL035	2
ACSL03X	4H+2B-1160
ACSL24X	2
ACSL1021	4
ACSL023	4
ACVG42	6H+4B-1276
ACSL024	2
ACSL248	2

	ACSL1010	ACSL1110
Maximaal vleugelgewicht		
Poids maximum par vantail	60kg	120kg
Maximaal flugelgewicht		
Max. weight of the vent		



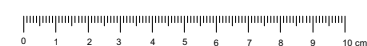
GLASMATEN  
DIMENSIONS DES VITRAGES 2X B/2-106 H-196  
GLASSMASSE  
GLASS SIZES

A GLASSPONNING ONTLUCHTING 8 x Ø8  
VENTILATION FEUILLURE  
LUFTUNG ANSCHLAG  
VENTILATION GROOVE



B SLEUF 25x7  
RAINURE  
SCHLITZ  
SLOT

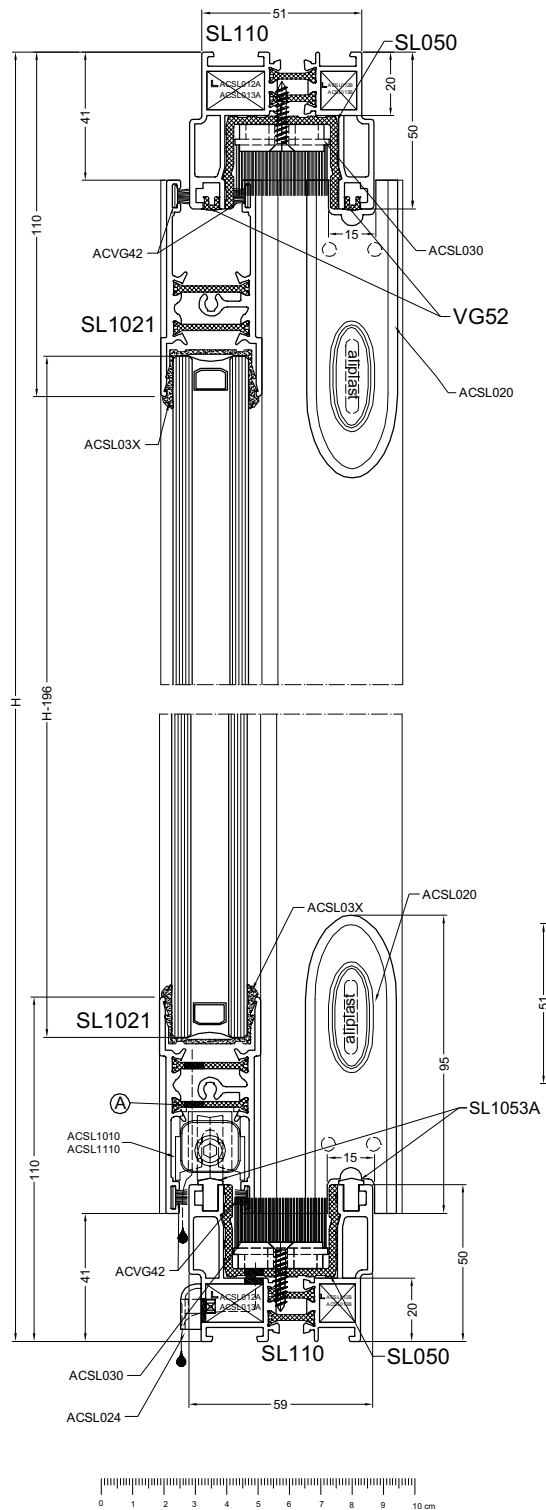
C AFDEKKAPJE WATERAFVOER  
CAPUCHON ECOULEMENT D'EAU  
ABDECKKAPPE ENTWASSERUNG  
DRAIN HOLE COVER



zaagsl1

**2 VLEUGELIG SCHUIFRAAM**  
**FENETRE COULISSANTE DEUX VANTAUX**  
**SCHIEBEFENSTER 2 FLUGEL**  
**DOUBLE SLIDING WINDOW**

**ZAAGTABELLEN - TABLES DE SCIAGES - ZUSCHNITT-TABELLEN - SAWING TABLES**



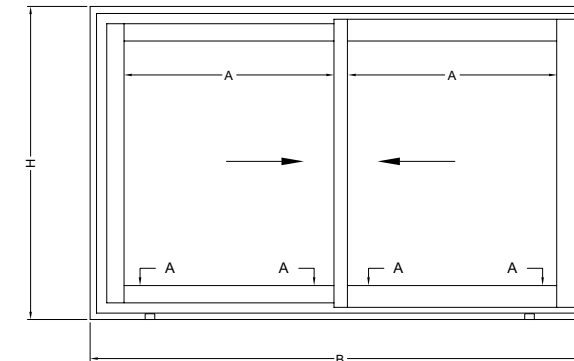
**PROFIELN PROFILS PROFILE PROFILES**

SL110		2		B
SL110		2		H
SL1020		2		H-86
SL1021		4		B/2-96
SL030		2		H-82
of/ou/oder/or				
SL1029		2		H-82
SL1030		2		H-82
SL050		2		B-40
SL050		2		H-40
SL051		2		H-82
SL1053A		2		B-100
VG52		2		B-100
VG52		4		H-100

**TOEBEHOREN ACCESSOIRES**  
**ZUBEHÖRTEILE ACCESSORIES**

ACSL1010/ACSL1110	1 set
ACSL012A/13A	4
ACSL012B/13B	4
ACSL020	4
ACSL027	4
ACDR050	4
ACSL030	1
ACSL03X	4H+2B-1160
ACSL24X	2
ACSL1021	4
ACSL023	4
ACSL035	2
ACSL247	2
ACVG42	6H+4B-1276
ACSL024	2

	ACSL1010	ACSL1110
Maximaal vleugelgewicht		
Poids maximum par vantail	60kg	120kg
Maximaal flugelgewicht		
Max. weight of the vent		

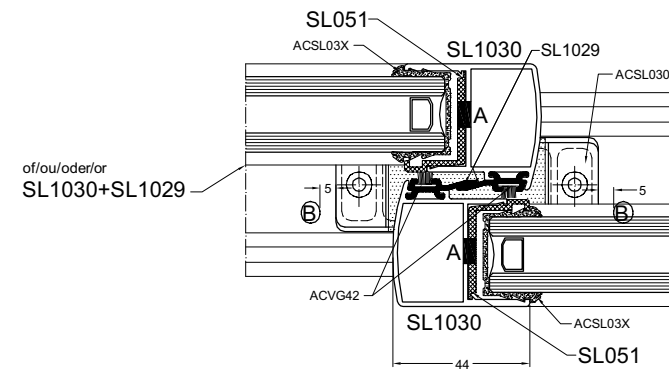
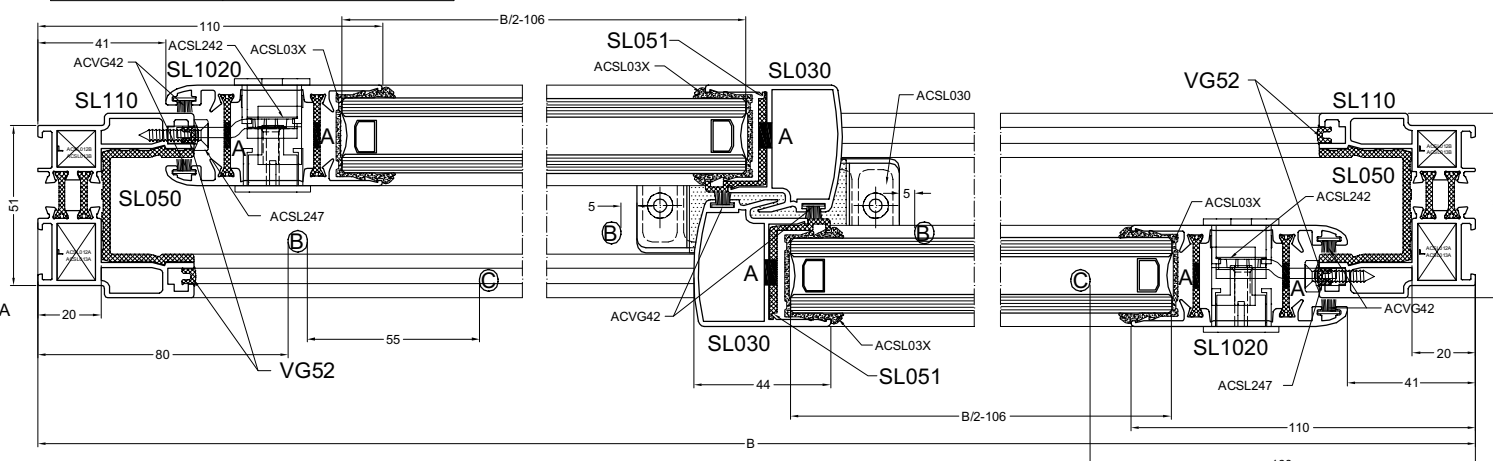


GLASMATEN		
DIMENSIONS DES VITRAGES	2X	B/2-106
GLASMASSE		H-196
GLASS SIZES		

**A** GLASSPONNING ONTLUCHTING 8 x Ø8  
VENTILATION FEUILLURE  
LUFTUNG ANSCHLAG  
VENTILATION GROOVE

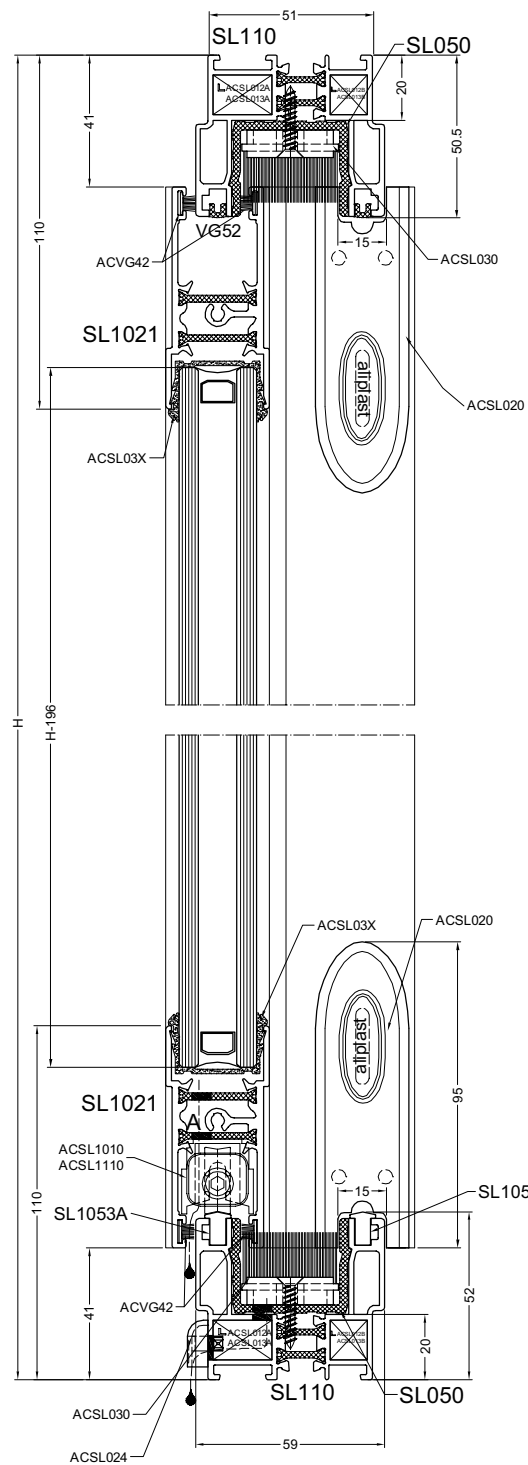
**C** AFDEKKAPJE WATERAFVOER  
CAPUCHON ECOULEMENT D'EAU  
ABDECKKAPPE ENTWASSERUNG  
DRAIN HOLE COVER

**B** SLEUF 25x7  
RAINURE  
SCHLITZ  
SLOT



2 VLEUGELIG SCHUIFRAAM  
FENETRE COULISSANTE DEUX VANTAUX  
SCHIEBEFENSTER 2 FLUGEL  
DOUBLE SLIDING WINDOW

ZAAGTABELLEN - TABLES DE SCIAGES - ZUSCHNITT-TABELLEN - SAWING TABLES



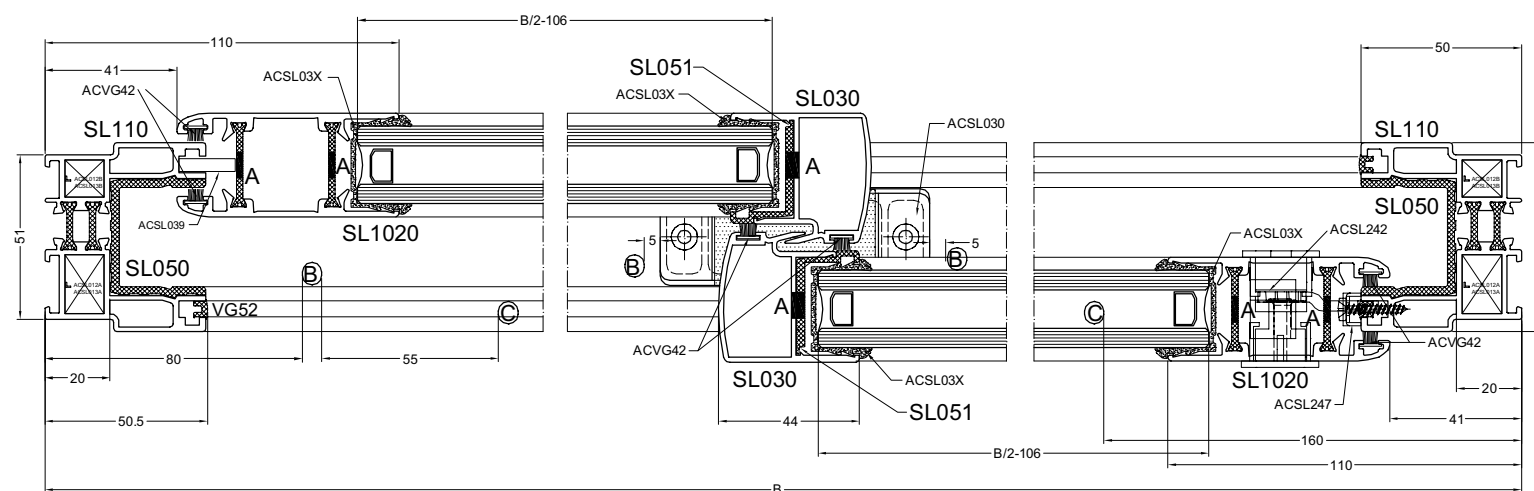
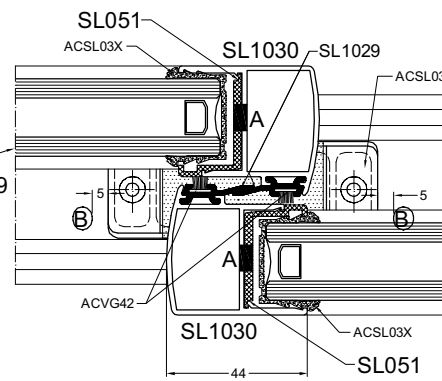
PROFIELEN PROFILS PROFILE PROFILES

SL110		2		B
SL110		2		H
SL1020		2		H-86
SL1021		4		B/2-96
SL030		2		H-82
of/ou/oder/or				
SL1029		2		H-82
SL1030		2		H-82
SL050		2		B-40
SL050		2		H-40
SL051		2		H-82
VG52		2		B-100
VG52		3		H-100
SL1053A		2		B-100

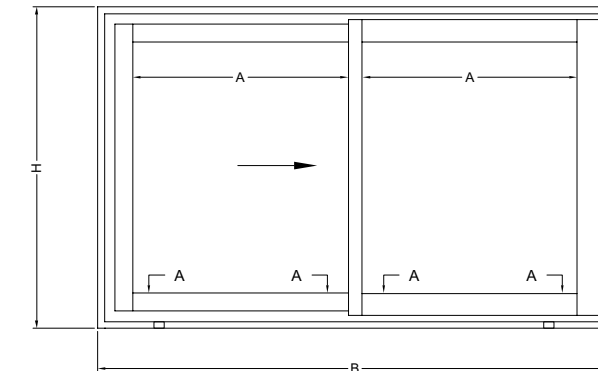
TOEBEHOREN ACCESSOIRES  
ZUBEHÖRTEILE ACCESSORIES

ACSL1010/ACSL1110	1 set
ACSL012A/13A	4
ACSL012B/13B	4
ACSL020	4
ACSL027	4
ACDR050	4
ACSL030	1
ACSL03X	4H+2B-1160
ACSL24X	1
ACSL247	1
ACSL1021	4
ACSL023	2
ACSL035	1
ACVG42	6H+4B-1276
ACSL024	2
ACSL037	1
ACSL039	1

of/ou/oder/or  
SL1030+SL1029



	ACSL1010	ACSL1110
Maximaal vleugelgewicht Poids maximum par vantail Maximaal flügelgewicht Max. weight of the vent	60kg	120kg



GLASMATEN  
DIMENSIONS DES VITRAGES  
GLASSIZES  
GLASSMASSE  
2X  
B/2-106  
H-196

A GLASSPANNING ONTLUCHTING 8 x Ø8  
VENTILATION FEUILLURE  
LUFTUNG ANSCHLAG  
VENTILATION GROOVE

B SLEUF 25x7  
RAINURE  
SCHLITZ  
SLOT

C AFDEKKAPJE WATERAFVOER  
CAPUCHON ECOULEMENT D'EAU  
ABDECKKAPPE ENTWASSERUNG  
DRAIN HOLE COVER





2 VLEUGELIG SCHUIFRAAM  
FENETRE COULISSANTE DEUX VANTAUX  
SCHIEBEFENSTER 2 FLUGEL  
DOUBLE SLIDING WINDOW

ZAAGTABELLEN - TABLES DE SCIAGES - ZUSCHNITT-TABELLEN - SAWING TABLES

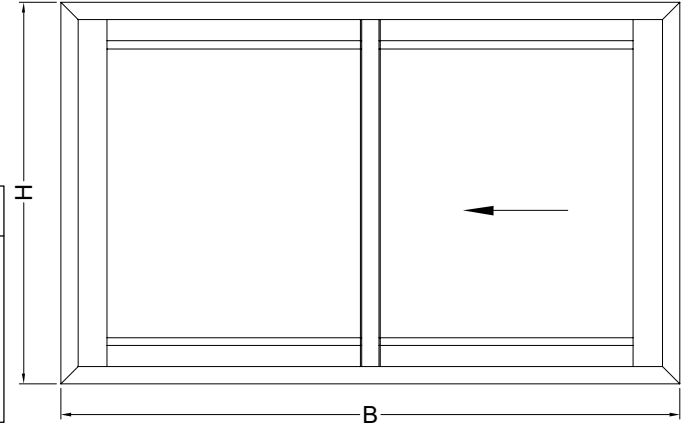
PROFIELEN PROFILS PROFILE PROFILES

SL1010		2		B
SL1010		2		H
SL1020		2		H-86
SL1021		4		B/2-96
SL030		2		H-82
of/ou/oder/or				
SL1029		2		H-82
SL1030		2		H-82
SL050		2		B-41
SL050		2		H-41
SL051		2		H-82
SL1053A		2		B-100
VG52		3		H-100
VG52		2		B-100

TOEBEHOREN ACCESSOIRES  
ZUBEHÖRTEILE ACCESSORIES

ACSL1010/ACSL1110	1 set
ACSL012A/13A	4
ACSL012B/13B	4
ACSL020	4
ACSL027	4
ACDR050	4
ACSL1021	4
ACSL023	2
ACSL039	1
ACSL030	1
ACSL03X	4H+2B-1100
ACSL24X	1
ACSL247	1
ACSL035	1
ACSL037	1
ACVG42	6H+4B-1200

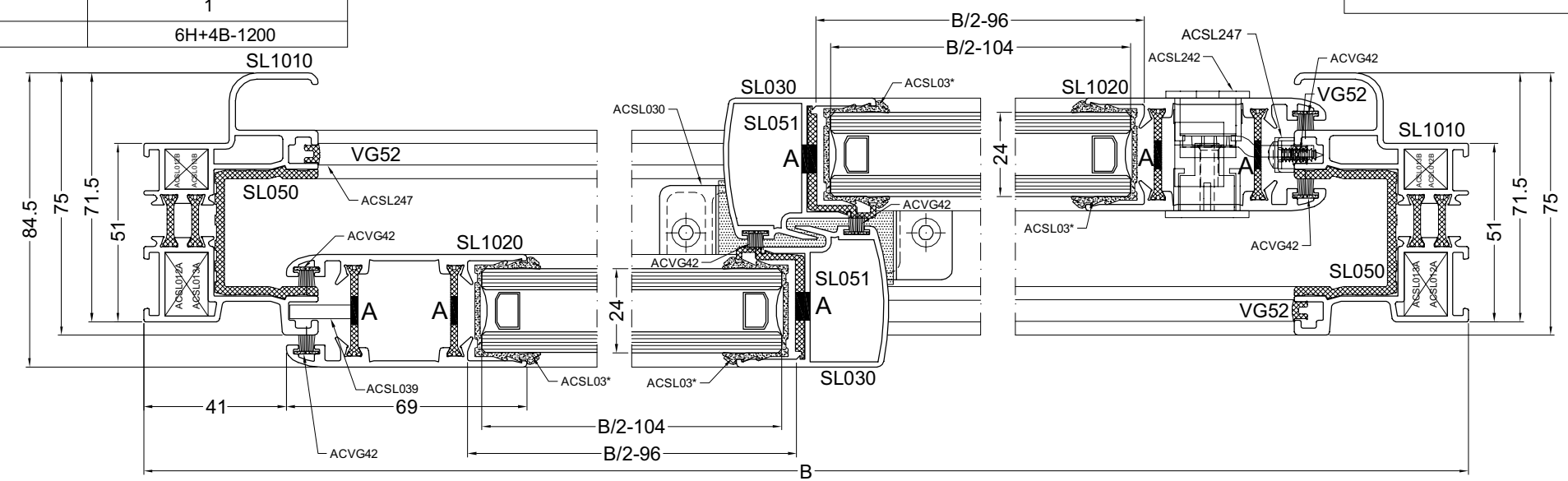
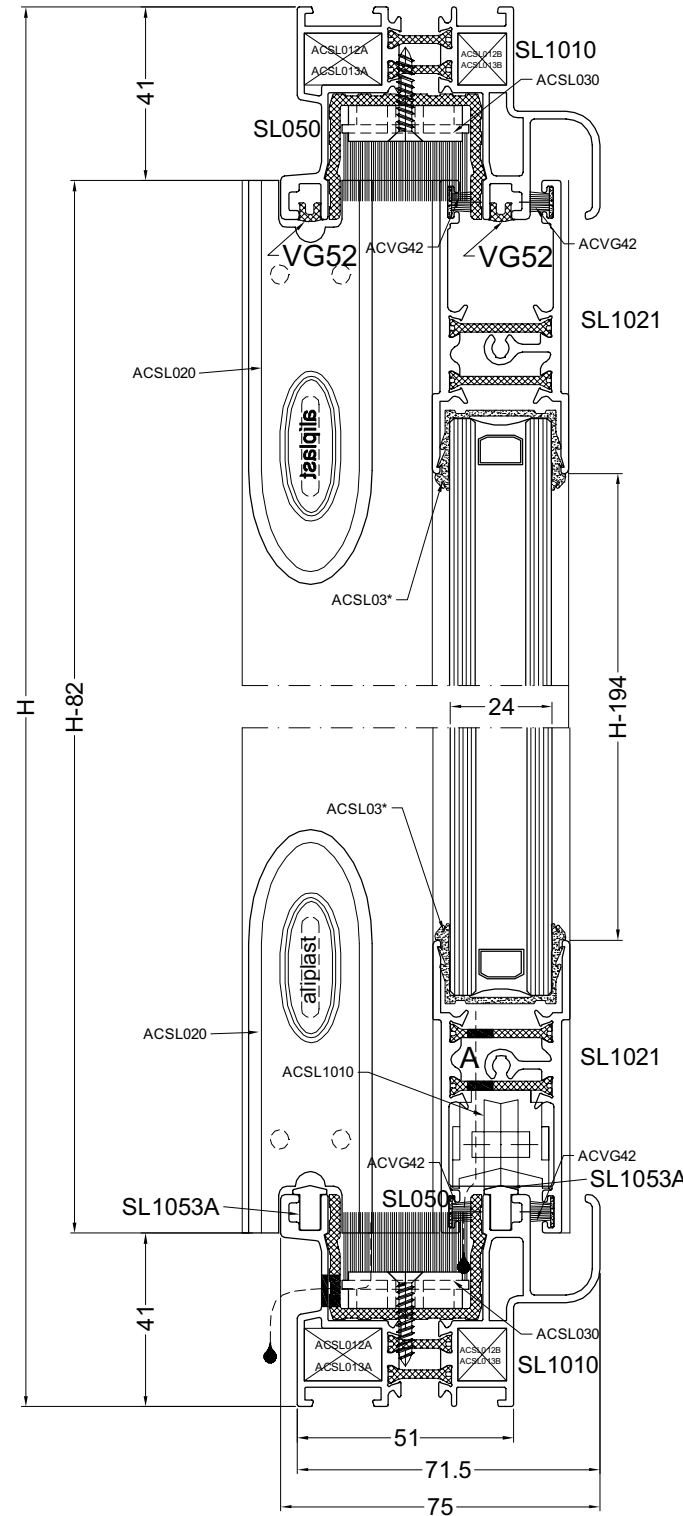
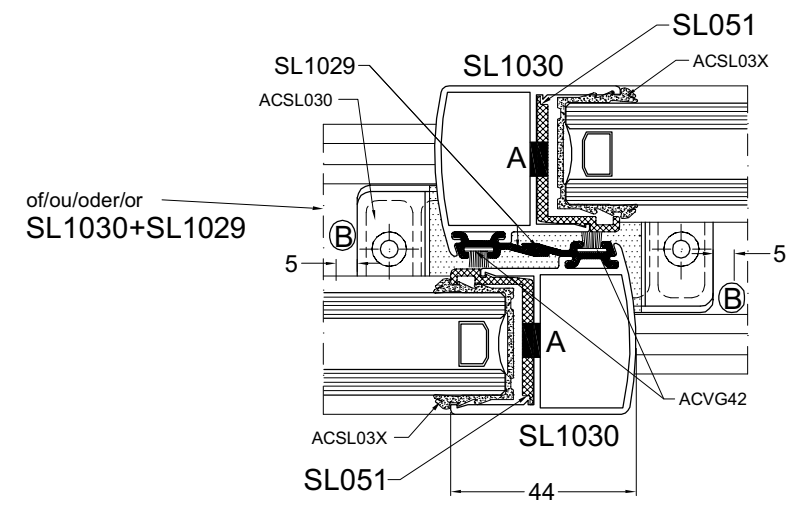
	ACSL1010	ACSL1110
Maximaal vleugelgewicht		
Poids maximum par vantail	60kg	120kg
Maximaal flugelgewicht		
Max. weight of the vent		



GLASMATEN  
DIMENSIONS DES VITRAGES 2X B/2-104 H-194  
GLASSMASSE  
GLASS SIZES

**A** GLASSPONNING ONTLUCHTING 8 x Ø8  
VENTILATION FEUILLURE  
LUFTUNG ANSCHLAG  
VENTILATION GROOVE

**B** SLEUF 25x7  
RAINURE  
SCHLITZ  
SLOT



zaags17



3 VLEUGELIG SCHUIFRAAM  
FENETRE COULISSANTE TROIS VANTAUX  
SCHIEBEFENSTER 3 FLUGEL  
SLIDING WINDOW WITH 3 PANELS

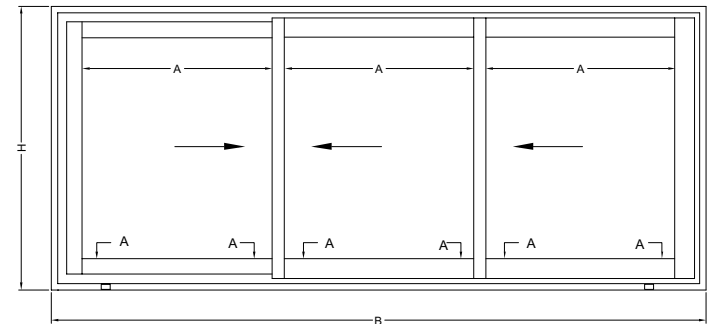
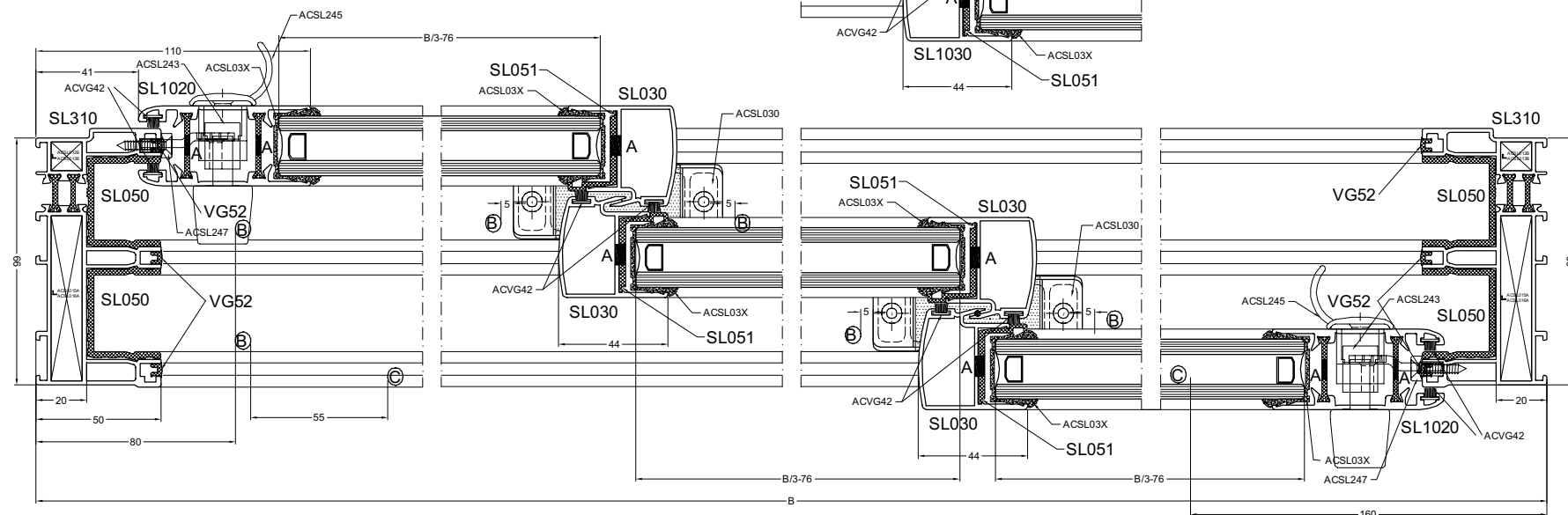
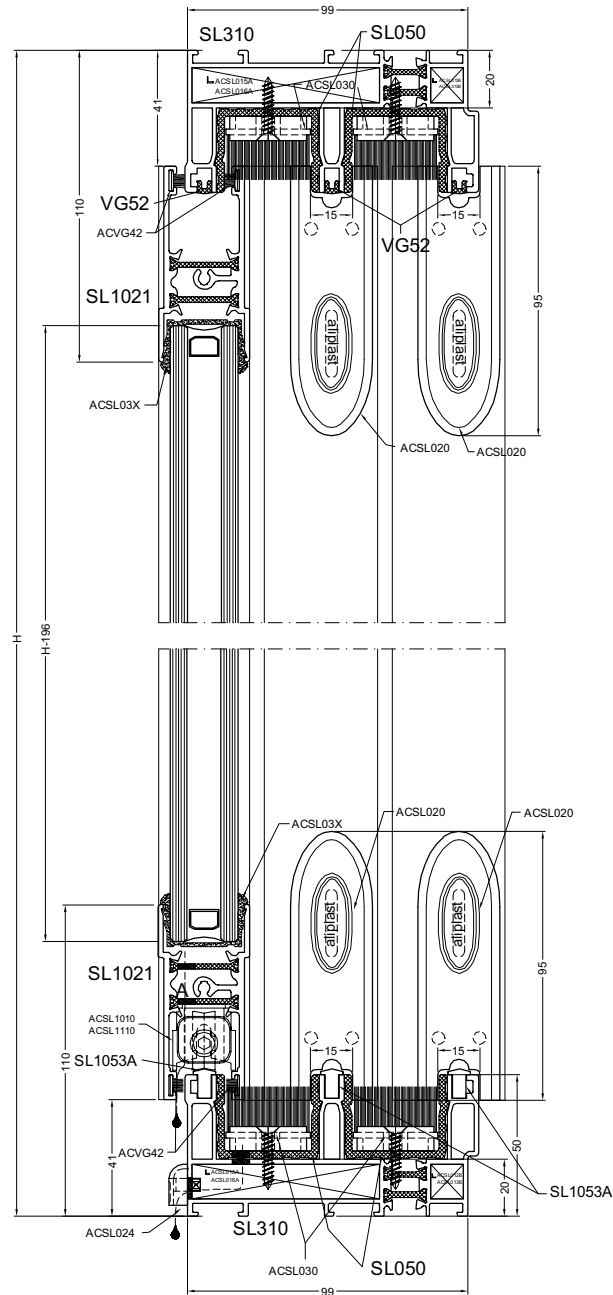
ZAAGTABELLEN - TABLES DE SCIAGES - ZUSCHNITT-TABELLEN - SAWING TABLES

PROFIELEN PROFILES PROFILE PROFILS

SL310		2		B
SL310		2		H
SL1020		2		H-86
SL1021		6		B/3-66
SL030		4		H-82
of/ou/oder/or				
SL1029		4		H-82
SL1030		4		H-82
SL050		4		B-40
SL050		4		H-40
SL051		4		H-82
SL1053A		3		B-100
VG52		3		B-100
VG52		6		H-100

TOEBEHOREN ACCESSOIRES  
ZUBEHÖRTEILE ACCESSORIES

ACSL1010/ACSL1110	2 sets
ACSL015A/16A	4
ACSL012B/13B	4
ACSL020	8
ACSL027	4
ACDR050	8
ACSL030	2
ACSL03X	6H+2B-1560
ACSL24X	2
ACSL247	2
ACSL245	2
ACSL1021	4
ACSL023	4
ACSL035	2
ACVG42	8H+4B-1464
ACSL024	2



**C** AFDEKKAPJE WATERAFVOER  
CAPUCHON ECOULEMENT D'EAU  
ABDECKKAPPE ENTWASSERUNG  
DRAIN HOLE COVER

GLASMATEN  
DIMENSIONS DES VITRAGES 3X B/3-76  
GLASSMASSE H-196  
GLASS SIZES

**B** SLEUF 25x7  
RAINURE  
SCHLITZ  
SLOT

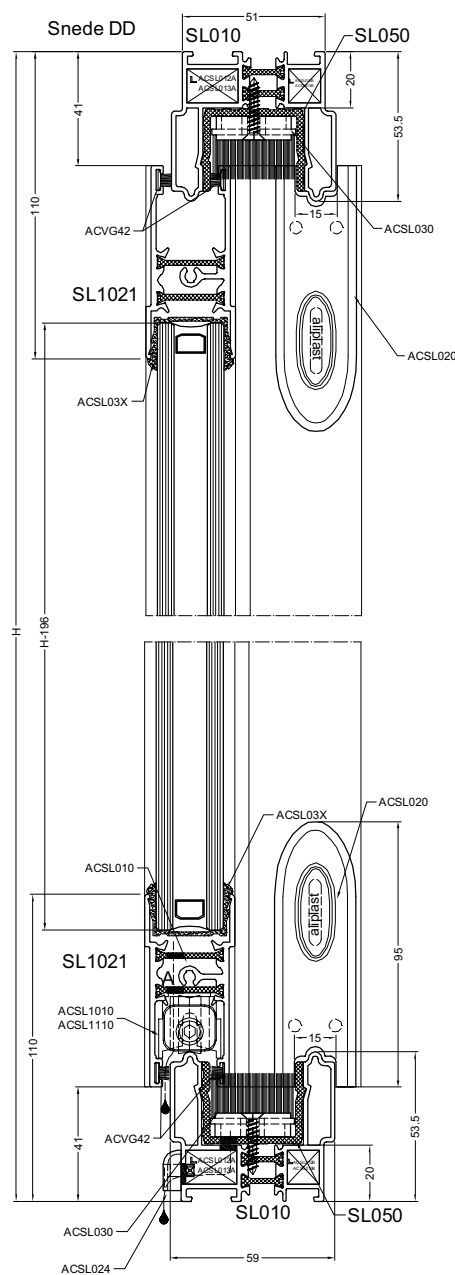
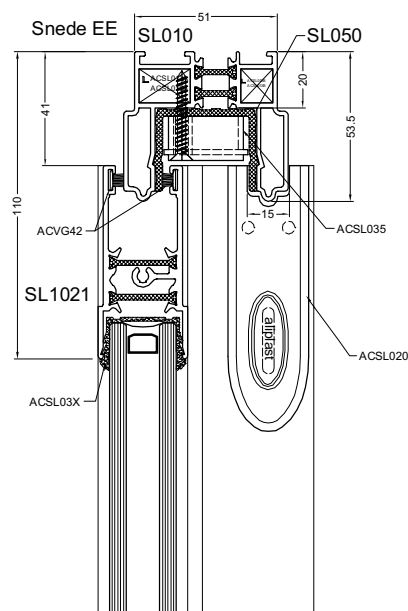
**A** GLASSPONNING ONTLUCHTING 12 x Ø8  
VENTILATION FEUILLURE  
LUFTUNG ANSCHLAG  
VENTILATION GROOVE

	ACSL1010	ACSL1110
Maximaal vleugelgewicht		
Poids maximum par vantail	60kg	120kg
Maximaal flügelgewicht		
Max. weight of the vent		

zaagsl2

4 VLEUGELIG SCHUIFRAAM  
FENETRE COULISSANTE QUATRE VANTAUX  
SCHIEBEFENSTER 4 FLUGEL  
SLIDING WINDOW WITH 4 PANELS

ZAAGTABELLEN - TABLES DE SCIAGES - ZUSCHNITT-TABELLEN - SAWING TABLES

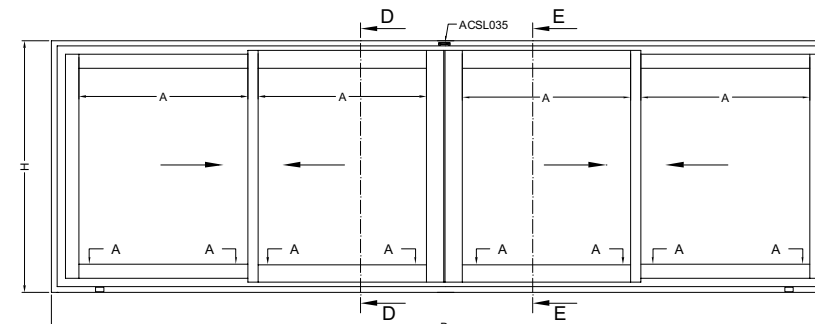


PROFIELN PROFILS PROFILE PROFILES

SL010		2		B
SL010		2		H
SL1020		4		H-86
SL1021		8		B/4-78
SL030		4		H-82
of/ou/oder/or				
SL1029		4		H-82
SL1030		4		H-82
SL1140		1		H-82
SL050		2		B-40
SL050		2		H-40
SL051		4		H-82

TOEBEHOREN ACCESSOIRES  
ZUBEHÖRTEILE ACCESSORIES

ACSL1010/ACSL1110	2 sets
ACSL012A/13A	4
ACSL012B/13B	4
ACSL020	8
ACSL027	8
ACDR050	8
ACSL030	2
ACSL035	1
ACSL03X	8H+2B-2170
ACSL24X	2
ACSL1021	8
ACSL1140	1
ACSL023	4
ACSL035	3
ACVG42	10H+4B-2092
ACSL024	4
ACSL248	2
ACSL134	1
ACSL135	1
ACSL136	1
ACSL137	1
ACSL138	1



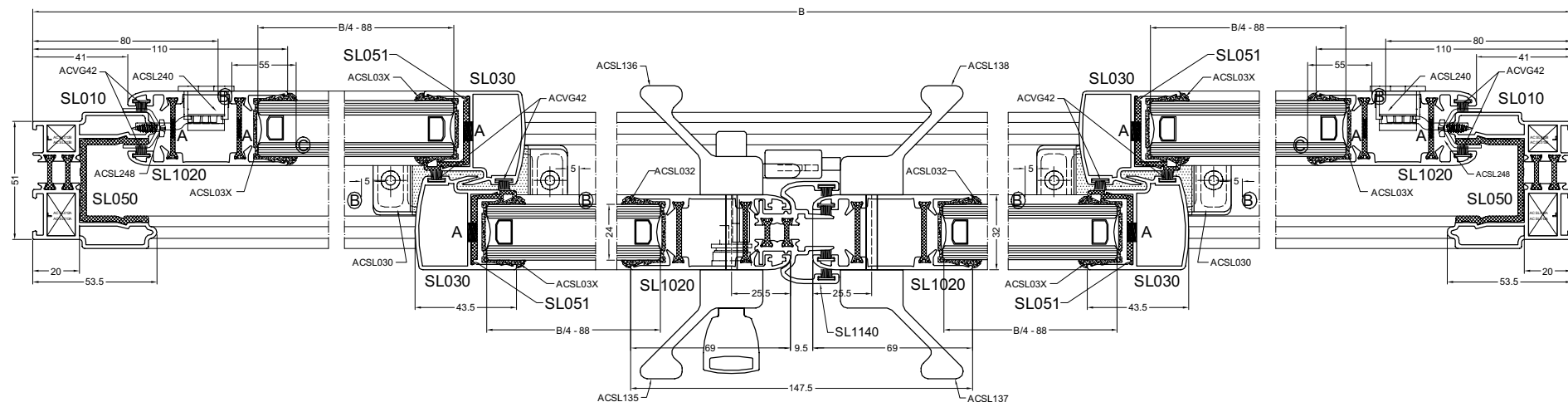
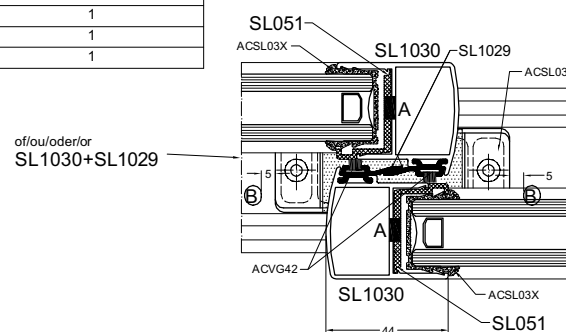
**C** AFDEKKAPJE WATERAFVOER  
CAPUCHON ECOULEMENT D'EAU  
ABDECKKAPPE ENTWASSERUNG  
DRAIN HOLE COVER

GLASMATEN DIMENSIONS DES VITRAGES GLASMASSE GLASS SIZES	4X	B/4-88 H-196
--	----	-----------------

**A** GLASSPONNING ONTLUCHTING 16 x Ø8  
VENTILATION FEULLURE  
LUFTUNG ANSCHLAG  
VENTILATION GROOVE

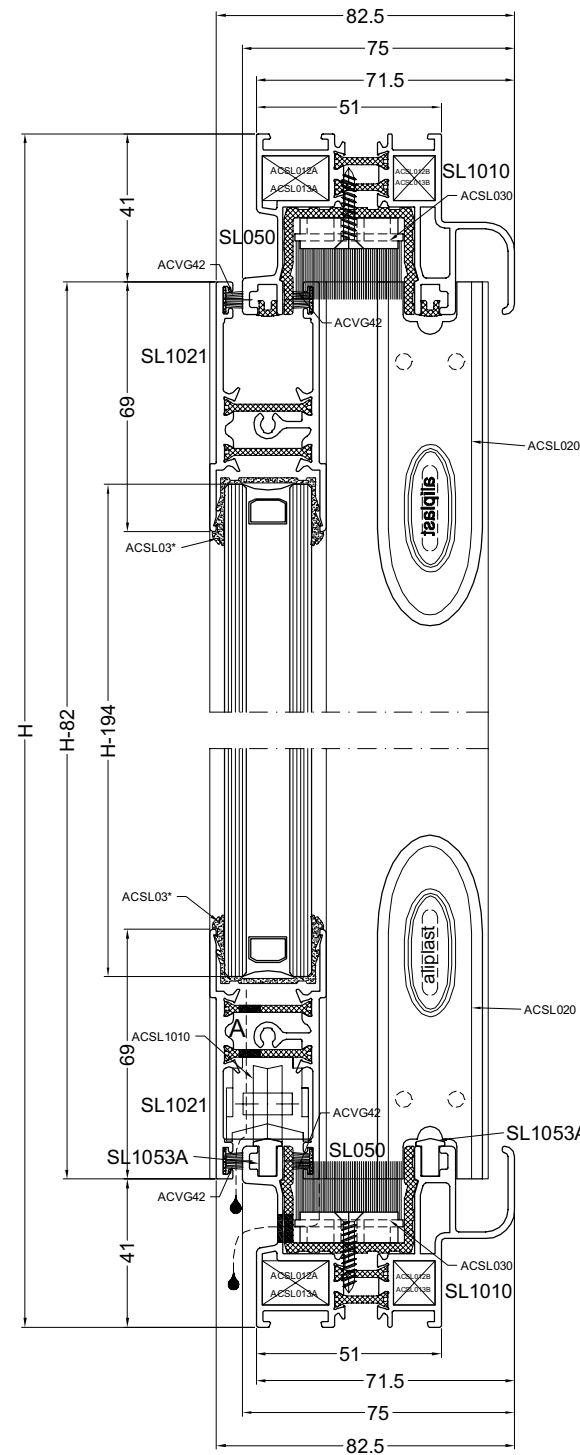
**B** SLEUF 25x7  
RAINURE  
SCHLITZ  
SLOT

	ACSL1010	ACSL1110
Maximaal vleugelgewicht Poids maximum par vantail Maximaal flügelgewicht Max. weight of the vent	60kg	120kg



4 VLEUGELIG SCHUIFRAAM  
FENETRE COULISSANTE QUATRE VANTAUX  
SCHIEBEFENSTER 4 FLUGEL  
SLIDING WINDOW WITH 4 PANELS

ZAAGTABELLEN - TABLES DE SCIAGES - ZUSCHNITT-TABELLEN - SAWING TABLES



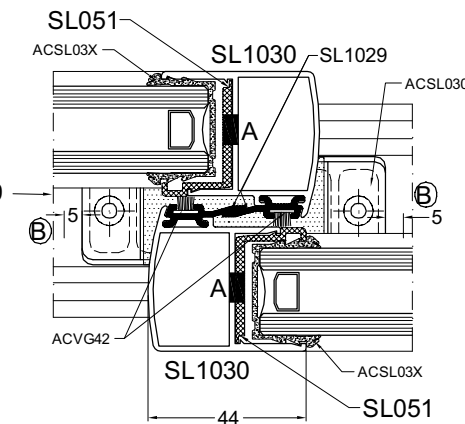
PROFIELEN PROFILS PROFILE PROFILES

SL1010		2		B
SL1010		2		H
SL1020		4		H-86
SL1021		8		B/4-78
SL030		4		H-82
of/ou/oder/or				
SL1029		4		H-82
SL1030		4		H-82
SL1140		1		H-82
SL050		2		B-41
SL050		2		H-41
SL051		4		H-82
SL1053A		2		B-100
VG52		4		H-100
VG52		2		B-100

TOEBEHOREN ACCESSOIRES  
ZUBEHÖRTEILE ACCESSORIES

ACSL1010/ACSL1110	2 sets
ACSL012A/13A	4
ACSL012B/13B	4
ACSL020	8
ACSL023	4
ACSL027	8
ACDR050	8
ACSL1021	8
ACSL1140	1
ACSL030	2
ACSL03X	8H+2B-2000
ACSL24X	2
ACSL247	2
ACSL035	3
ACVG42	14H+4B-2300
ACSL134	1
ACSL135	1
ACSL136	1
ACSL137	1
ACSL138	1

of/ou/oder/or  
SL1030+SL1029

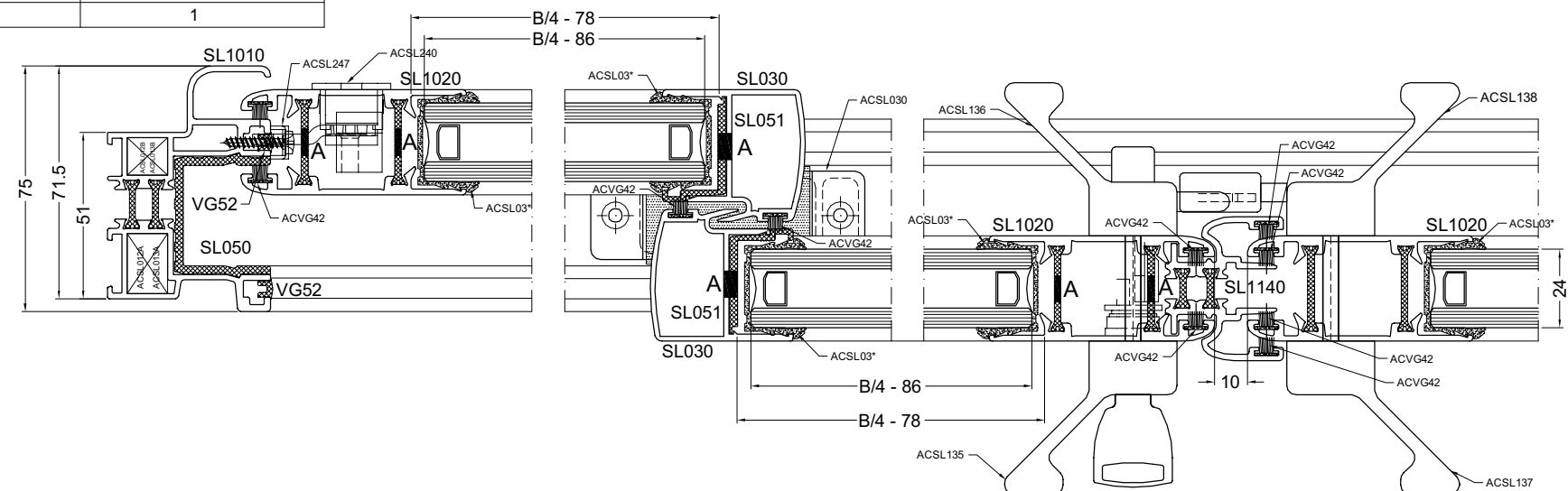


**A** GLASSPONNING ONTLUCHTING 8 x Ø8  
VENTILATION FEUILLURE  
LUFTUNG ANSCHLAG  
VENTILATION GROOVE

**B** SLEUF 25x7  
RAINURE  
SCHLITZ  
SLOT

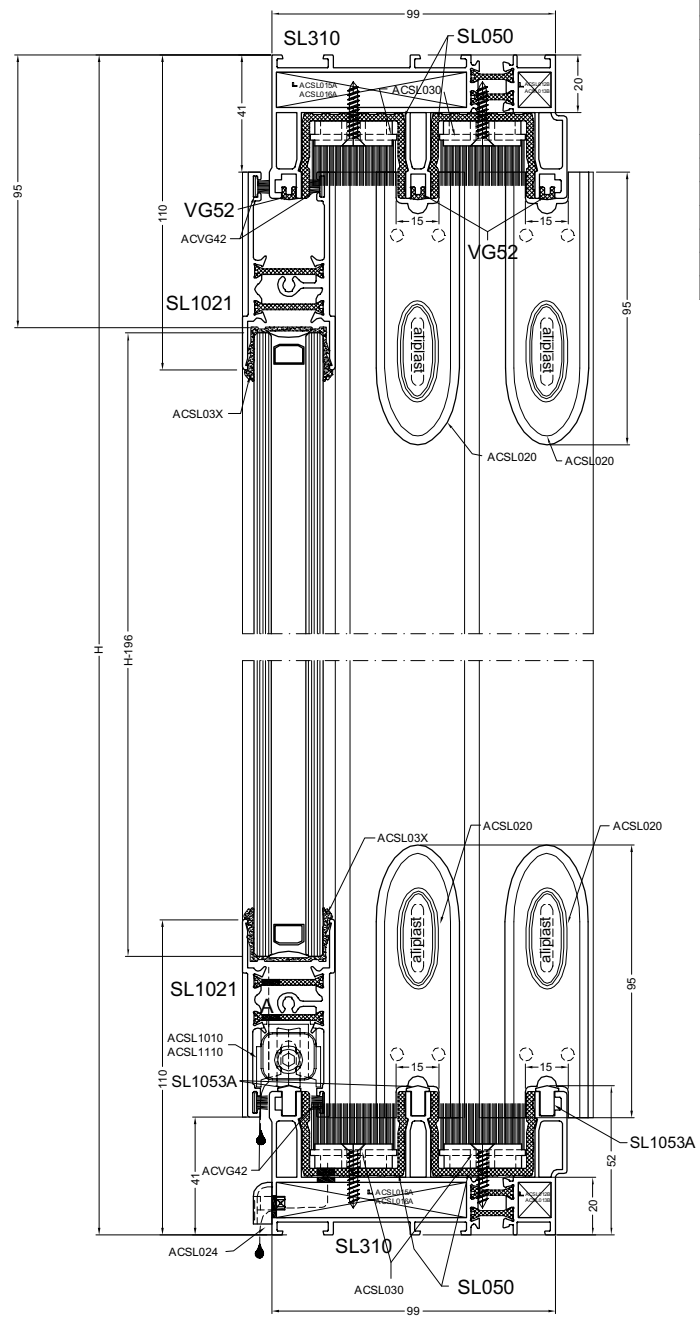
	ACSL1010	ACSL1110
Maximaal vleugelgewicht		
Poids maximum par vantail	60kg	120kg
Maximaal flugelgewicht		
Max. weight of the vent		

GLASMATEN		
DIMENSIONS DES VITRAGES	4X	B/4-86
GLASMASSE		H-194
GLASS SIZES		



6 VLEUGELIG SCHUIFRAAM  
FENETRE COULISSANTE SIX VANTAUX  
SCHIEBEFENSTER 6 FLUGEL  
SIX PARTS SLIDING WINDOW

ZAAGTABELLEN - TABLES DE SCIAGES - ZUSCHNITT-TABELLEN - SAWING TABLES

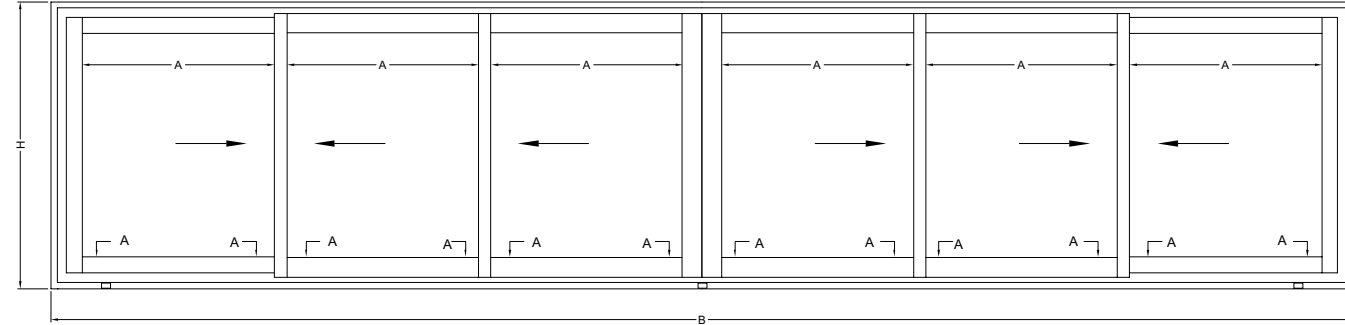


PROFIELEN PROFILS PROFILE PROFILES

SL310		2		B
SL310		2		H
SL1020		4		H-86
SL1021		12		B/6-54
SL030		8		H-82
of/ou/oder/or				
SL1029		8		H-82
SL1030		8		H-82
SL050		4		B-40
SL050		4		H-40
SL051		8		H-82
VG52		3		B-100
VG52		6		H-100
SL1053A		3		B-100
SL1140		1		H-82

TOEBEHOREN ACCESSOIRES  
ZUBEHORTEILE ACCESSORIES

ACSL1010/ACSL1110	3 sets
ACSL015A/16A	4
ACSL012B/13B	4
ACSL020	16
ACSL027	8
ACDR050	16
ACSL030	4
ACSL03X	12H+2B-2660
ACSL243	2
ACSL247	2
ACSL245	2
ACSL1021	8
ACSL1140	1
ACSL023	4
ACSL035	3
ACVG42	14H+4B-2232
ACSL024	3
ACSL134	1
ACSL135	1
ACSL136	1
ACSL137	1
ACSL138	1



**C** AFDEKKAPJE WATERAFVOER  
CAPUCHON ECOULEMENT D'EAU  
ABDECKKAPPE ENTWASSERUNG  
DRAIN HOLE COVER

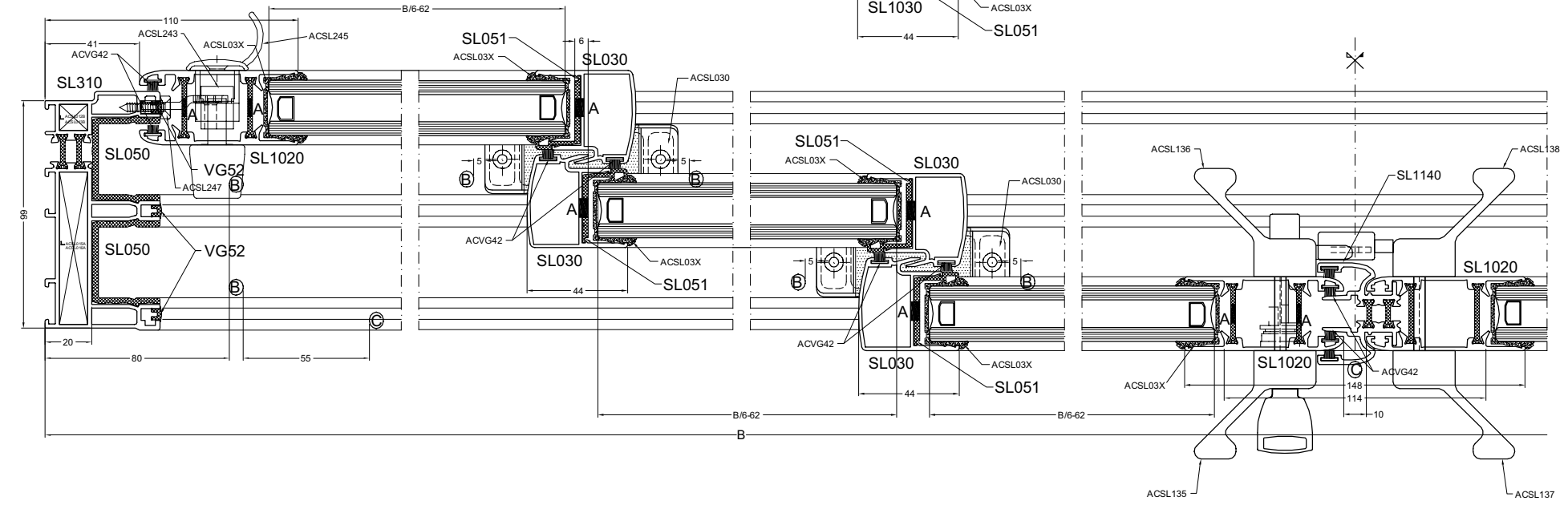
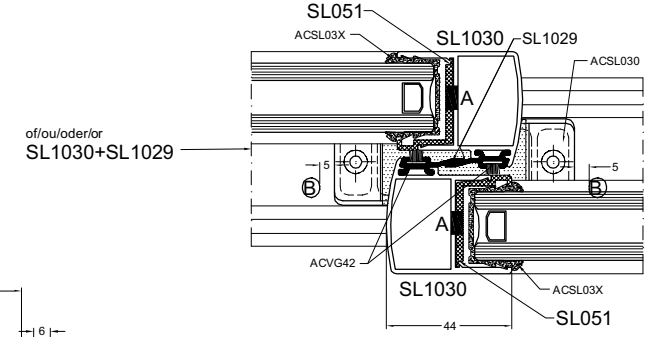
GLASMATEN  
DIMENSIONS DES VITRAGES  
GLASSMASSE  
GLASS SIZES

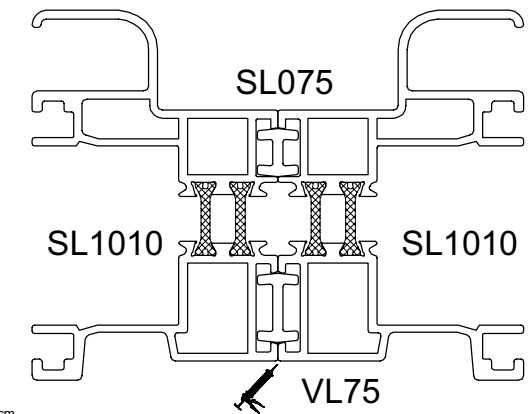
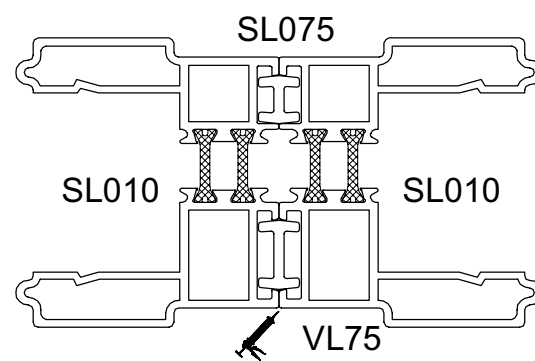
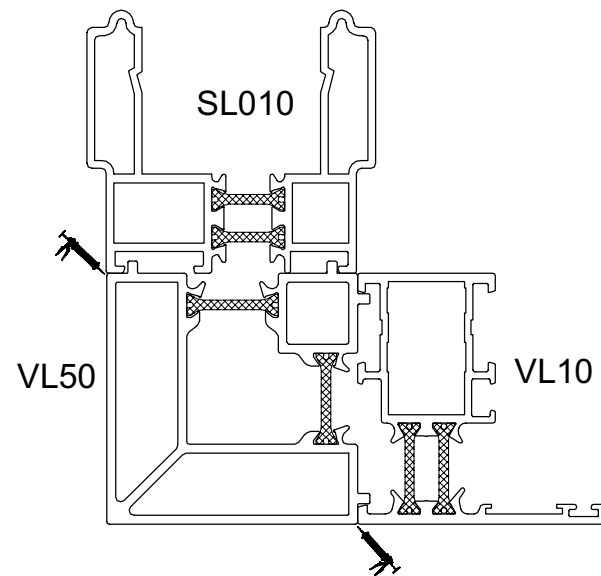
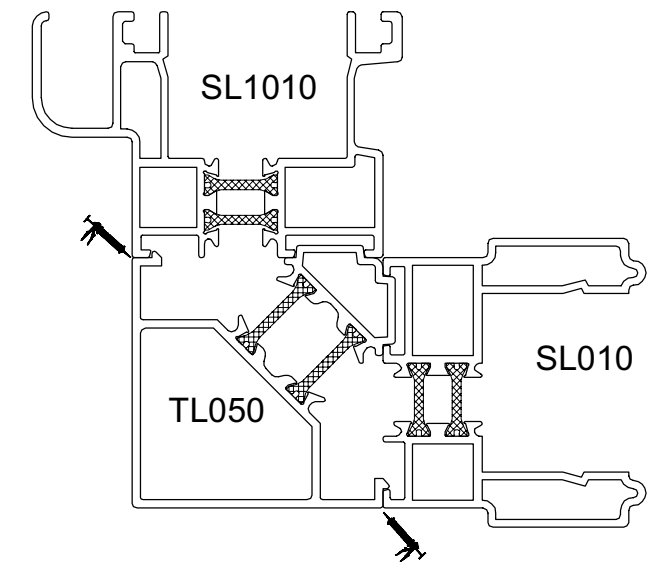
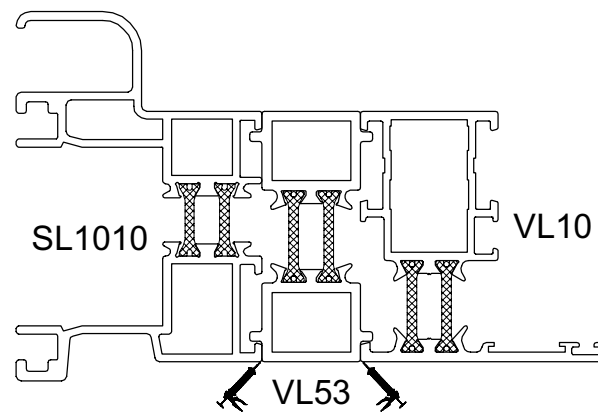
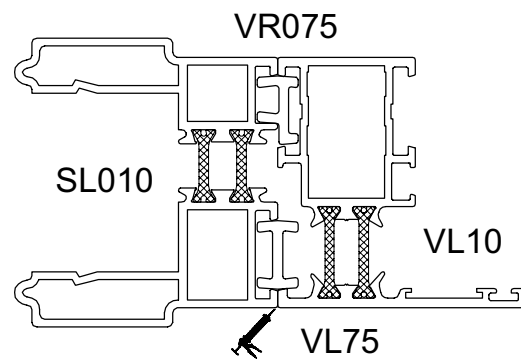
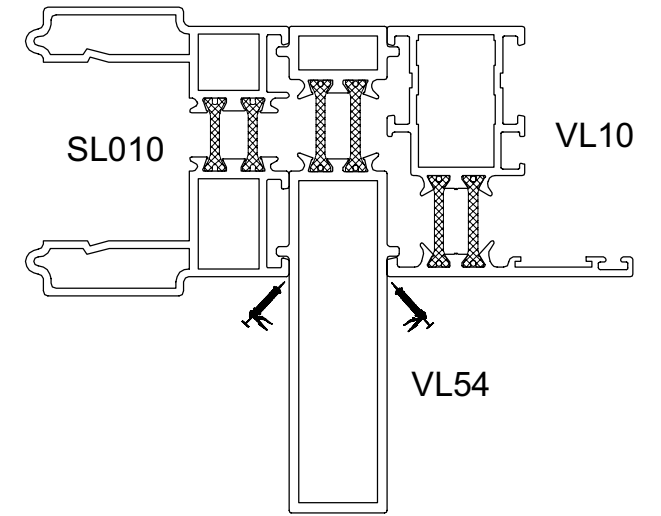
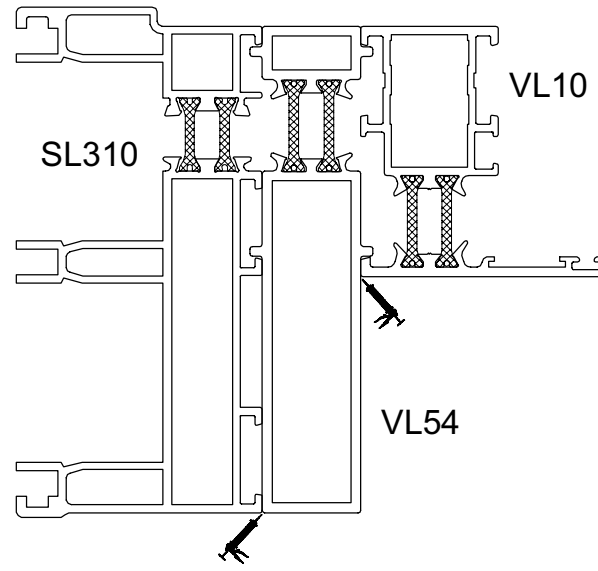
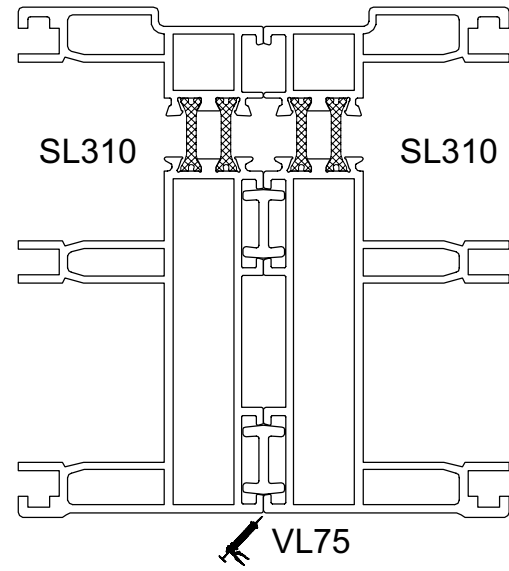
6x	B/6-62
	H-196

**B** SLEUF 25x7  
RAINURE  
SCHLITZ  
SLOT

**A** GLASSPONNING ONTLUCHTING 12 x Ø8  
VENTILATION FEUILLURE  
LUFTUNG ANSCHLAG  
VENTILATION GROOVE

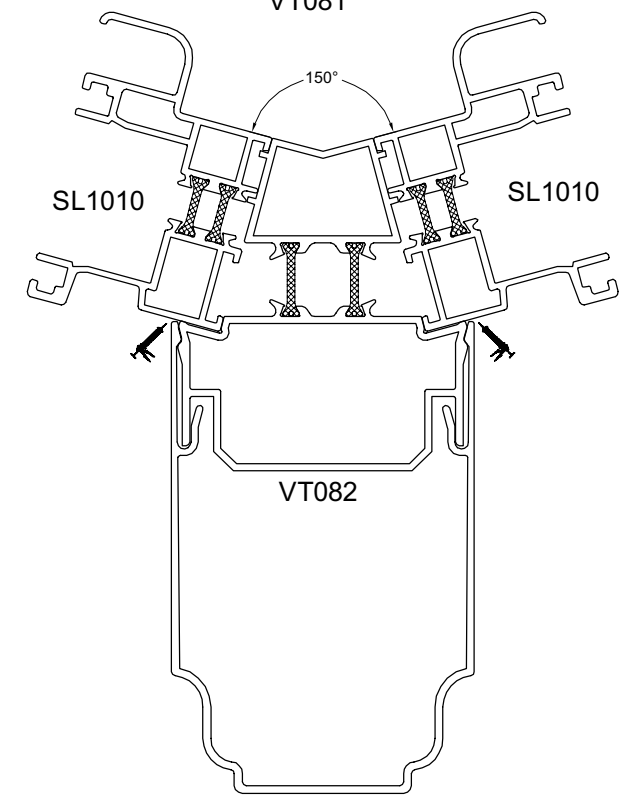
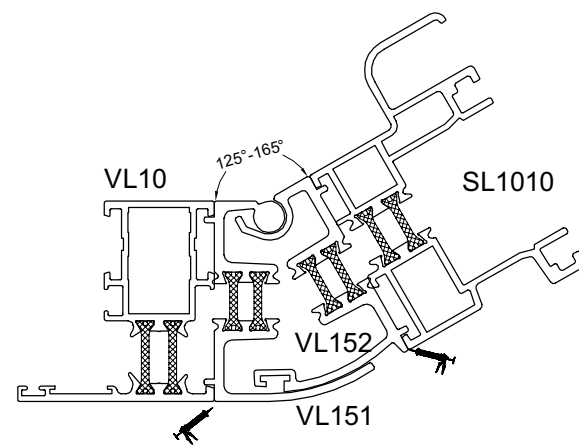
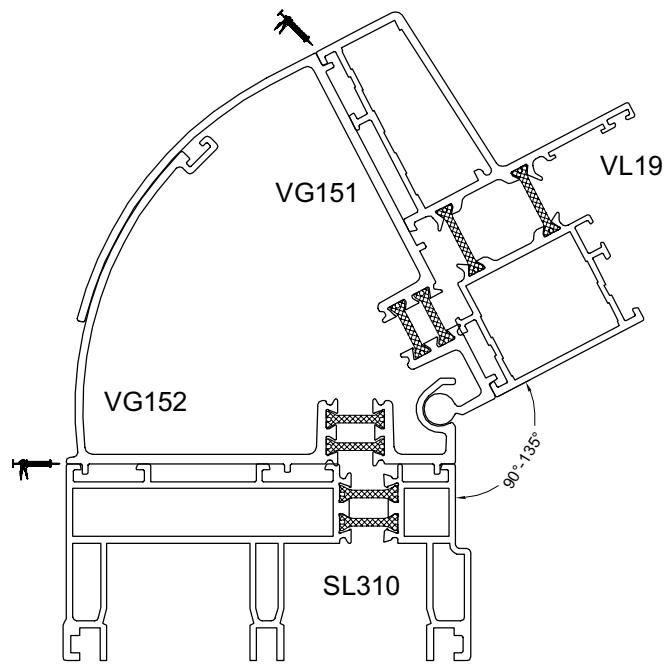
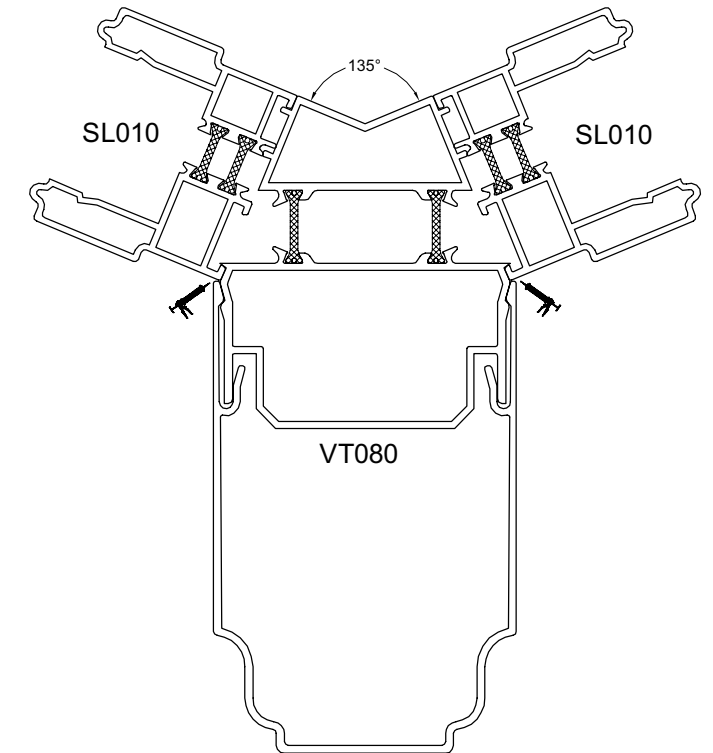
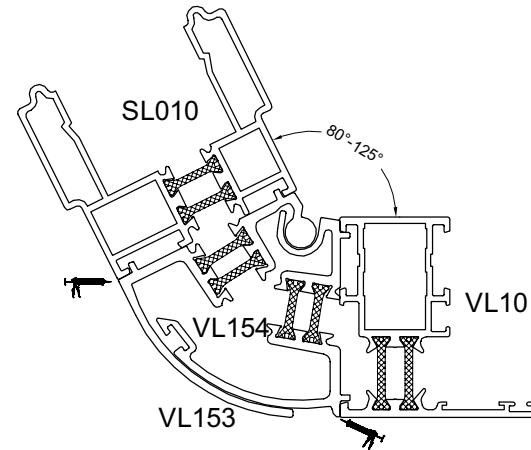
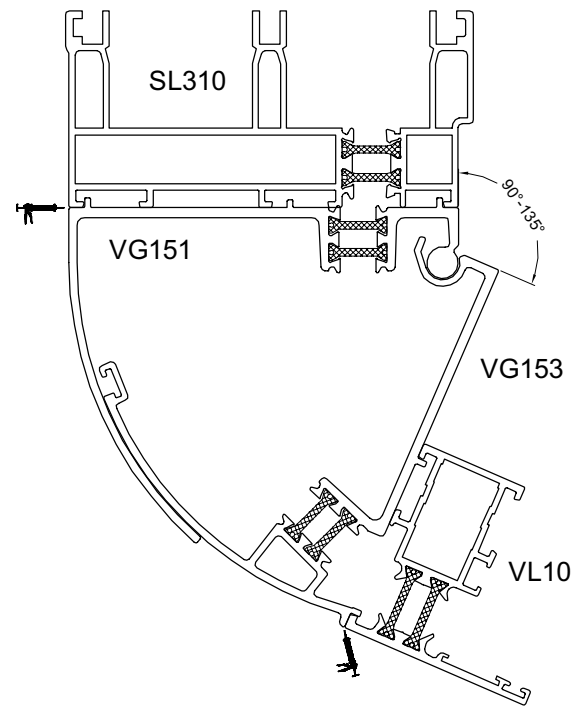
	ACSL1010	ACSL1110
Maximaal vleugelgewicht		
Poids maximum par vantail	60kg	120kg
Maximaal flugelgewicht		
Max. weight of the vent		





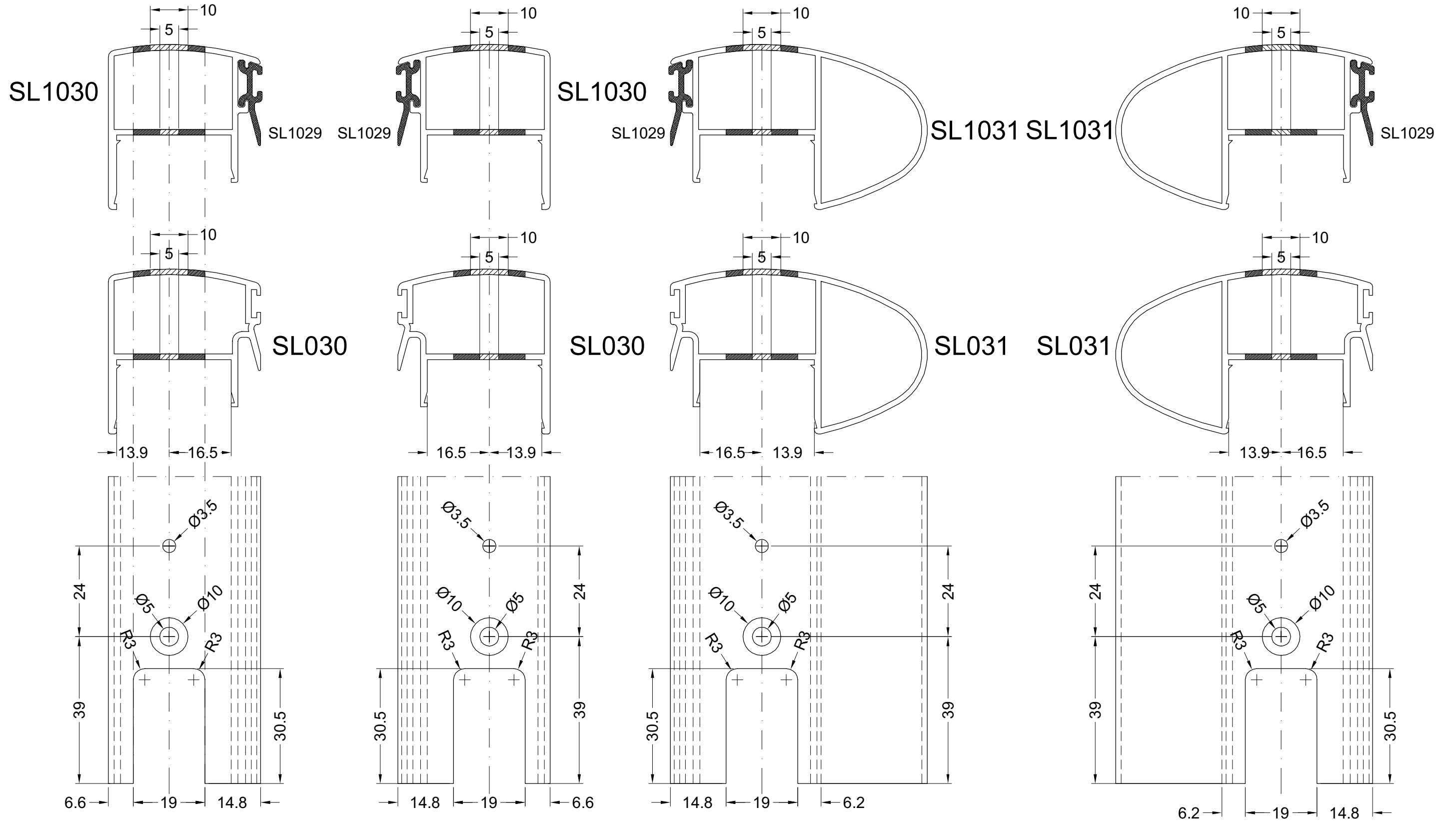
koppel1





UITSPARING VOOR RAILDOORGANG  
ENTAILLE POUR PASSAGE RAIL  
EINBAU FÜR GLEISDURCHGANG  
EMBEDDING FOR RAILPASSAGE

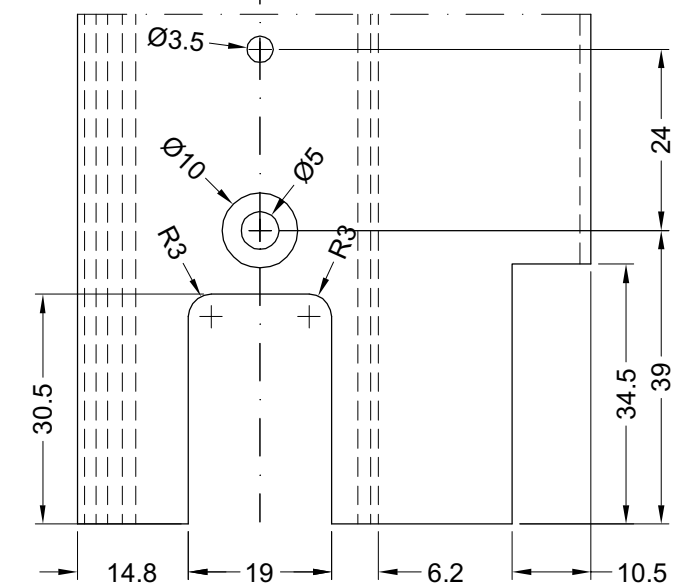
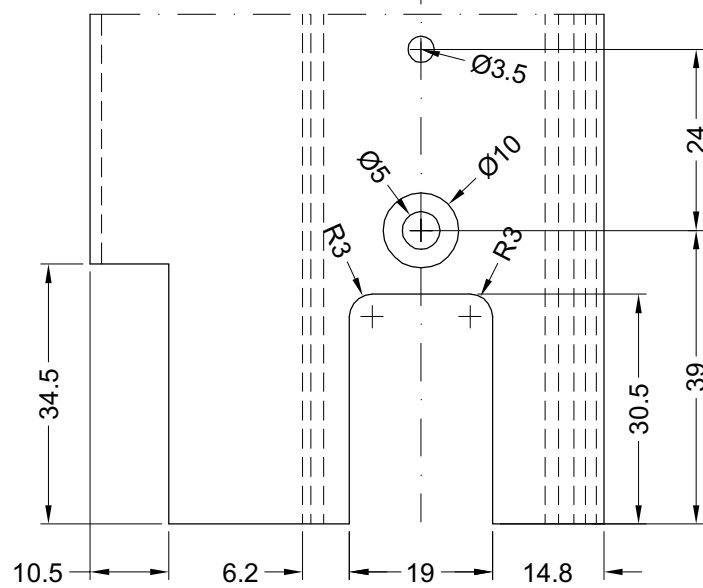
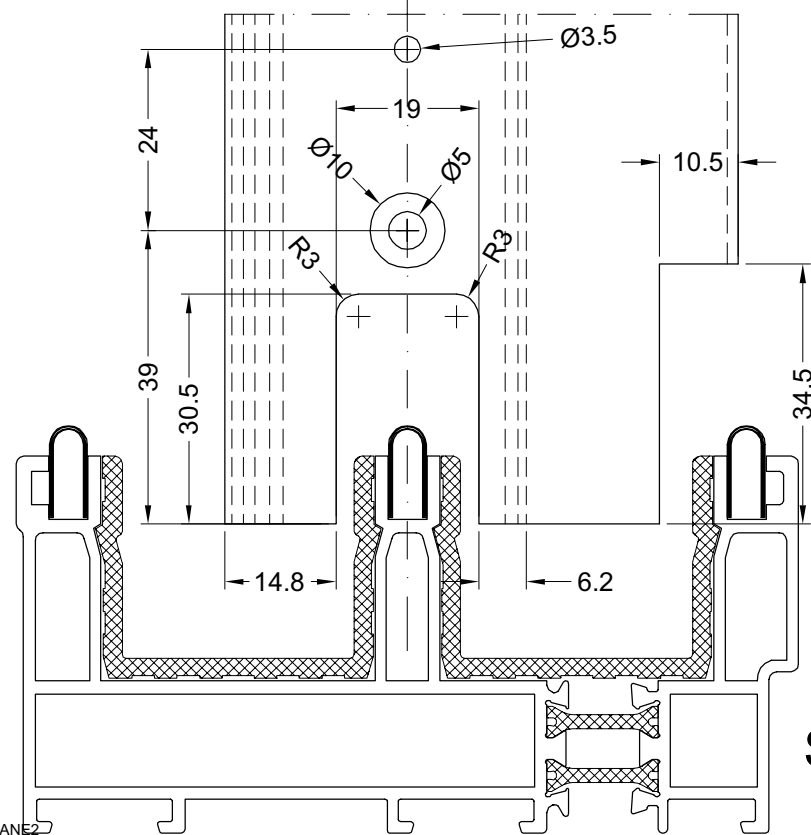
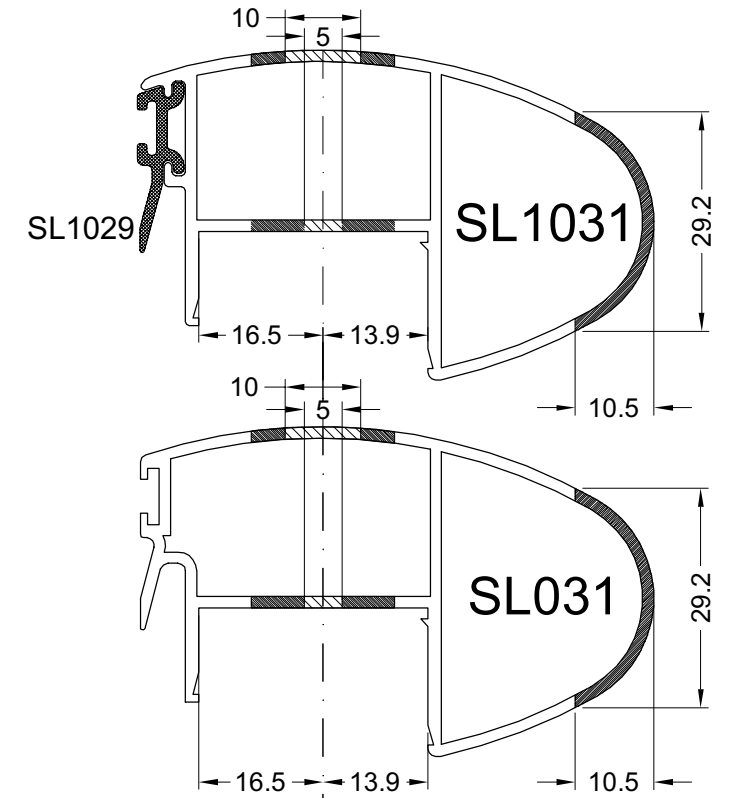
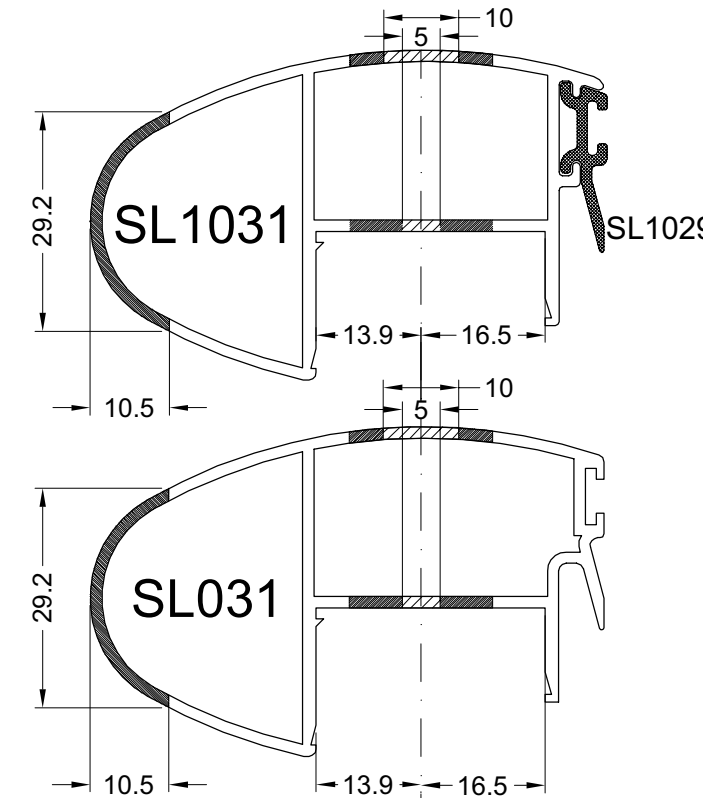
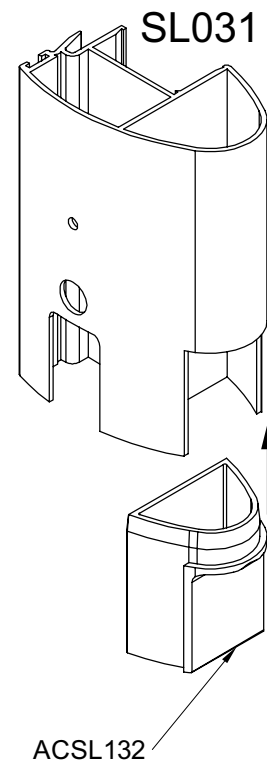
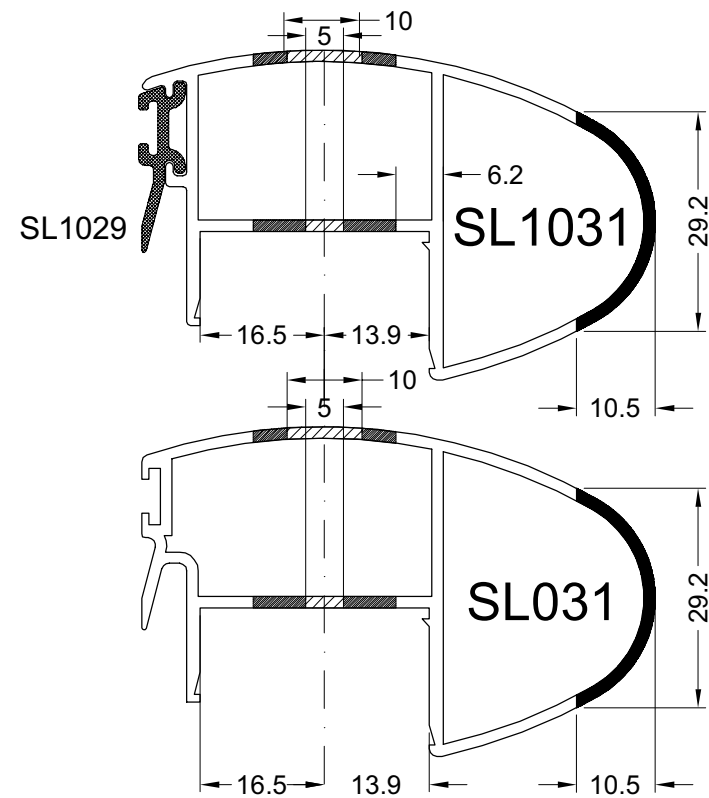
WERKTEKENINGEN - DESSINS DE CONSTRUCTION - KONSTRUKTIONZEICHNUNGEN - CONSTRUCTION DRAWINGS



CHICANES

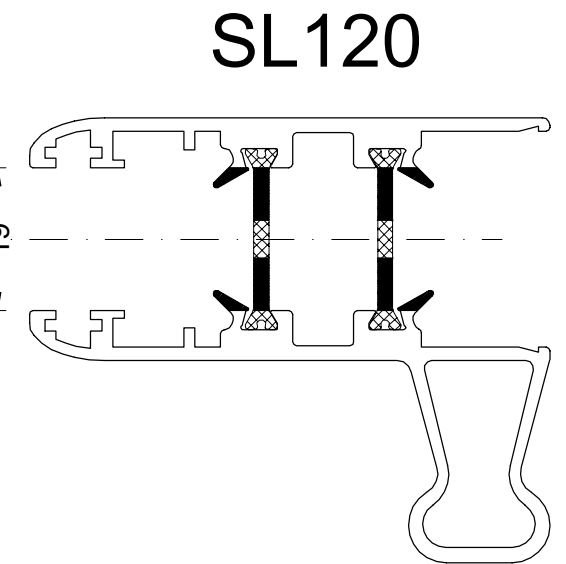
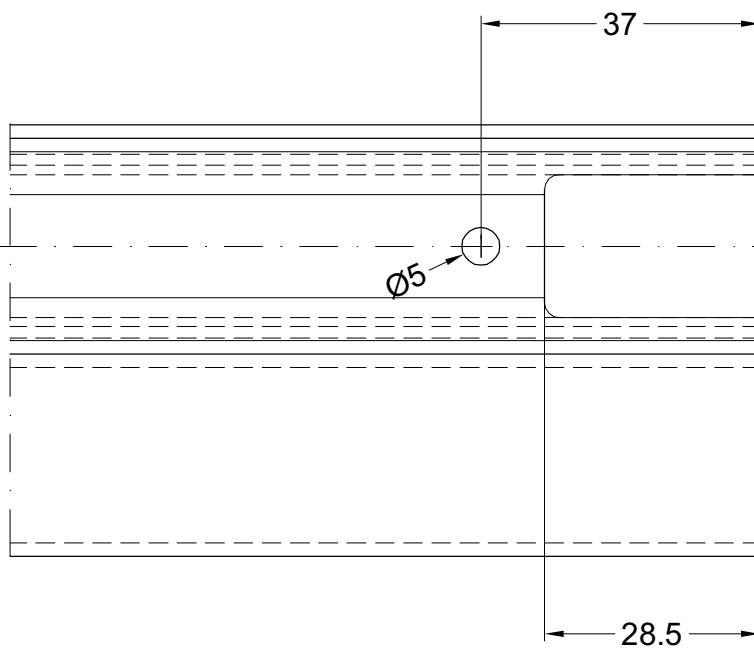
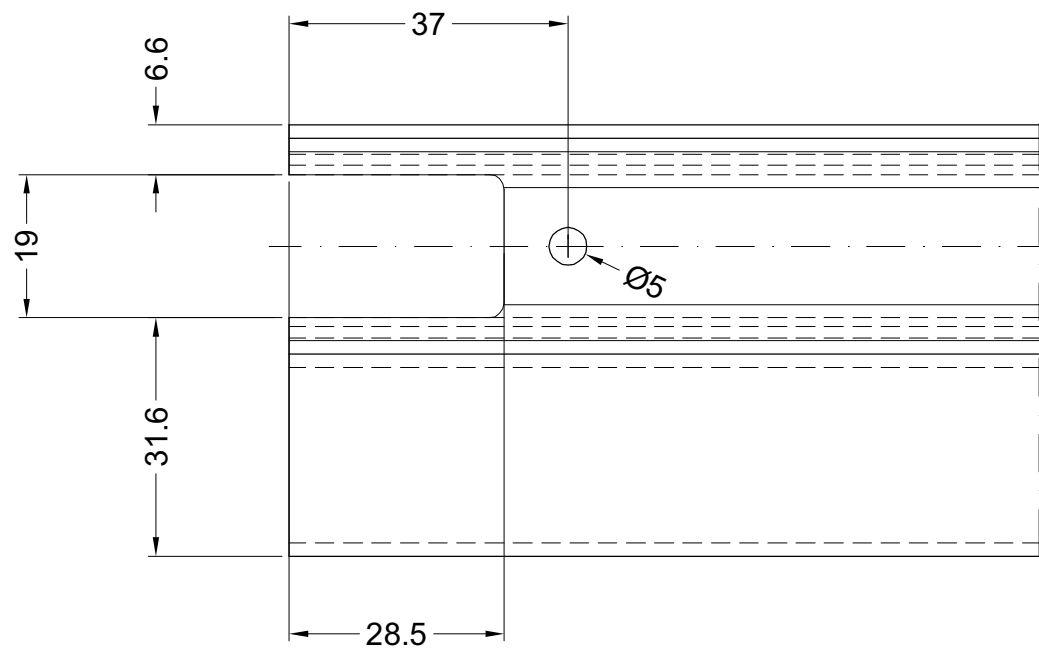
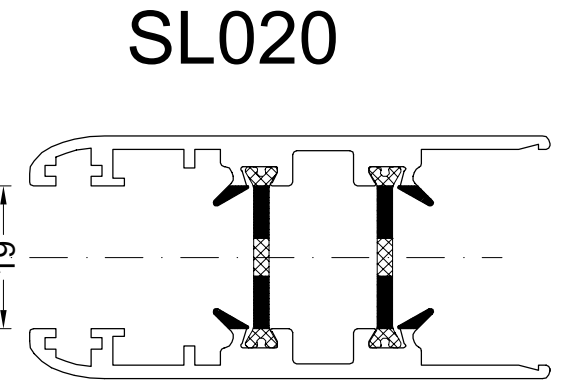
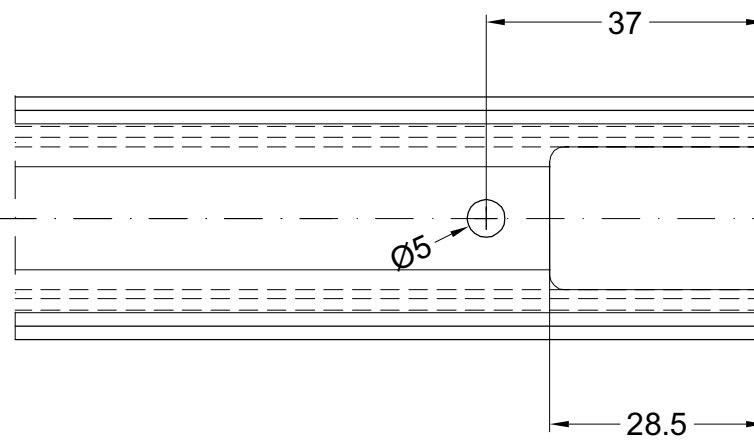
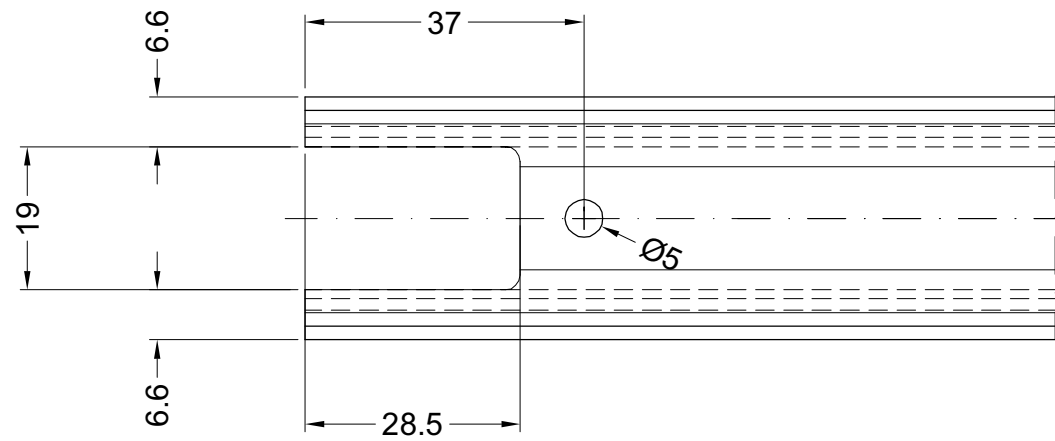
UITSPARING VOOR RAILDOORGANG / 3-DELIG  
ENTAILLE POUR PASSAGE RAIL / 3 VANTAUX  
EINBAU FÜR GLEISDURCHGANG / 3 FLUGEL  
EMBEDDING FOR RAILPASSAGE / 3 PANEL

WERKTEKENINGEN - DESSINS DE CONSTRUCTION - KONSTRUKTIONZEICHNUNGEN - CONSTRUCTION DRAWINGS



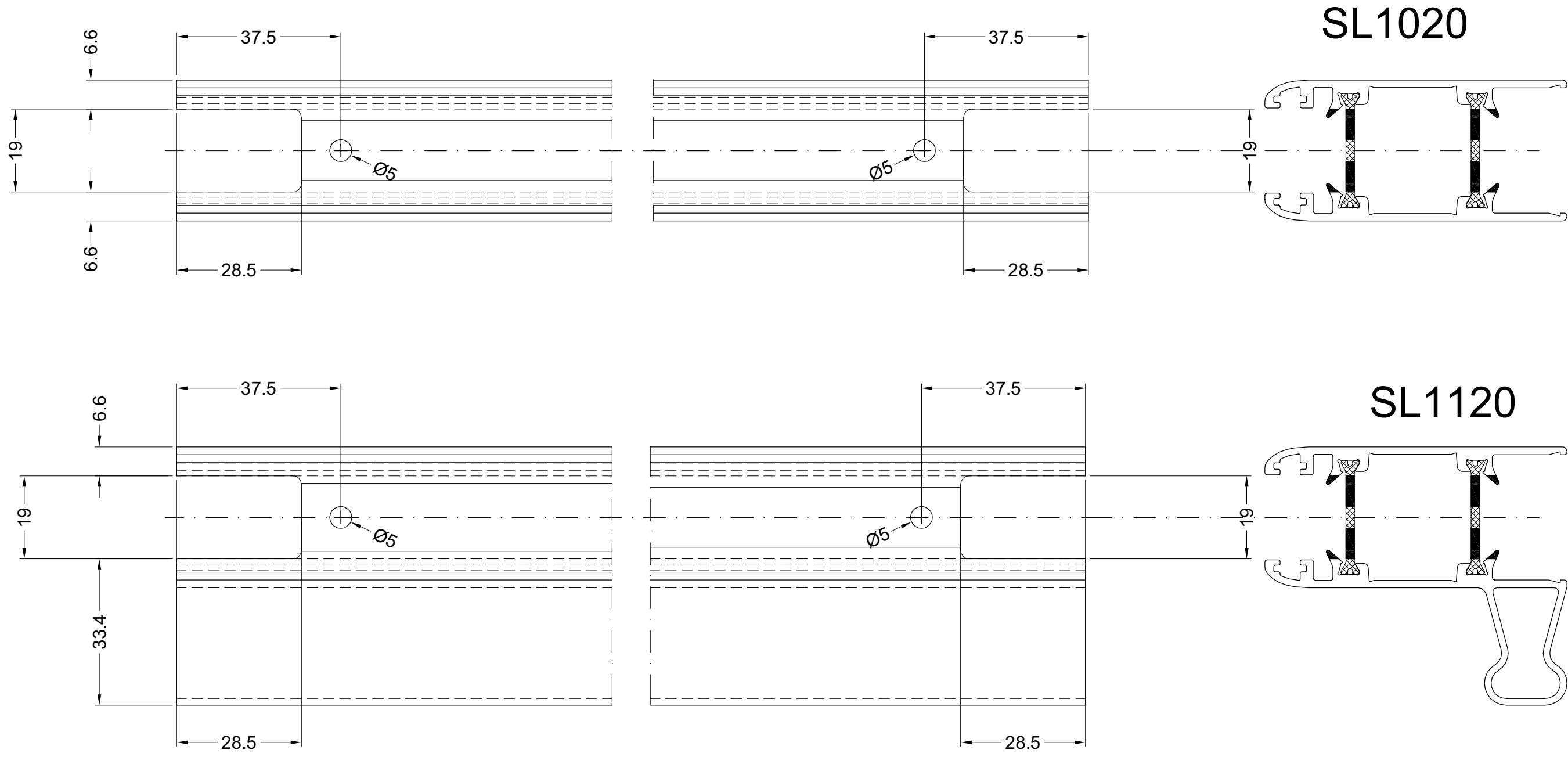
SL310





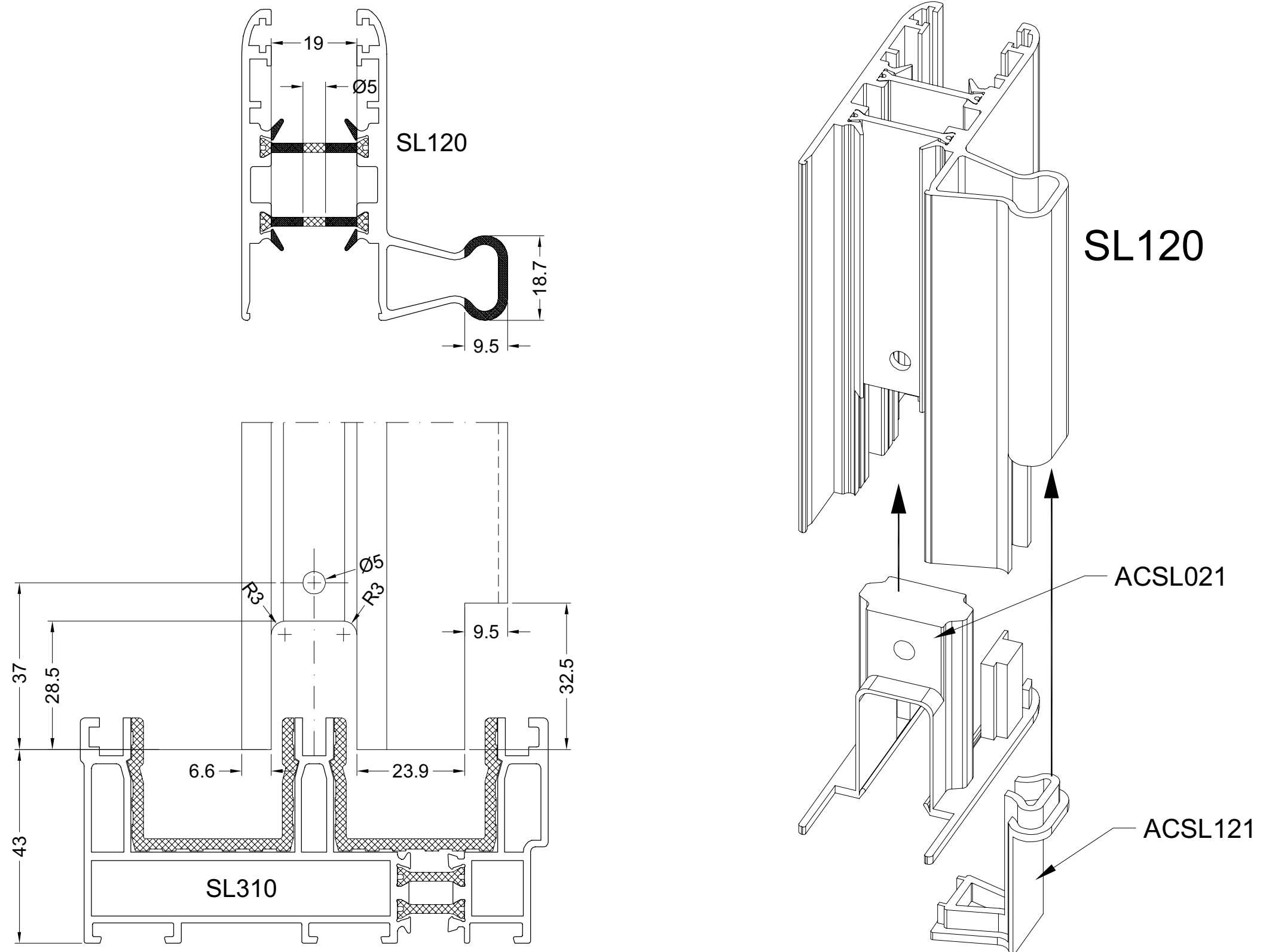
UITSPARING VOOR RAILDOORGANG  
ENTAILLE POUR PASSAGE RAIL  
EINBAU FÜR GLEISDURCHGANG  
EMBEDDING FOR RAILPASSAGE

WERKTEKENINGEN - DESSINS DE CONSTRUCTION - KONSTRUKTIONZEICHNUNGEN - CONSTRUCTION DRAWINGS



UITSPARING VOOR RAILDOORGANG  
ENTAILLE POUR PASSAGE RAIL  
EINBAU FÜR GLEISDURCHGANG  
EMBEDDING FOR RAILPASSAGE

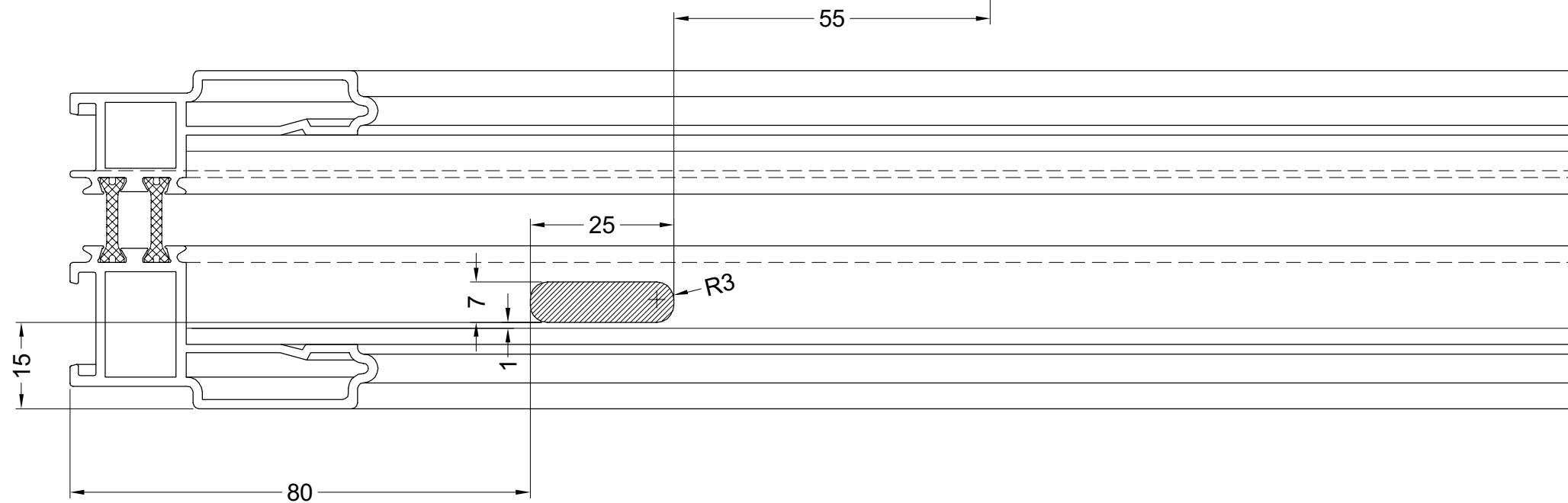
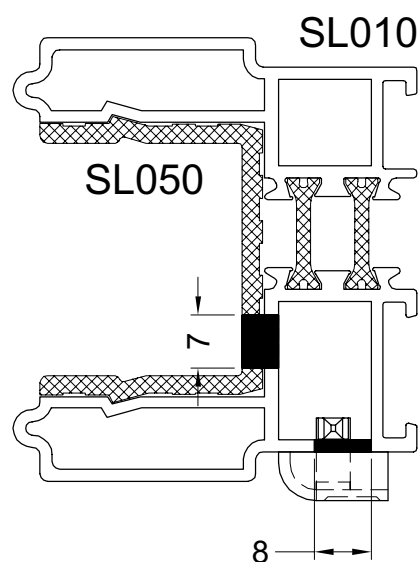
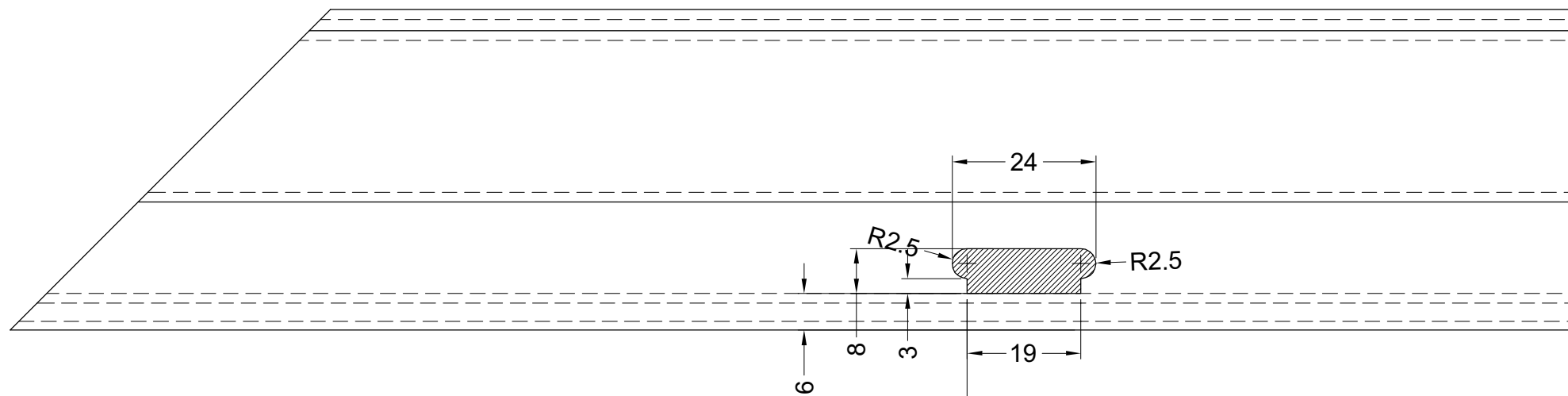
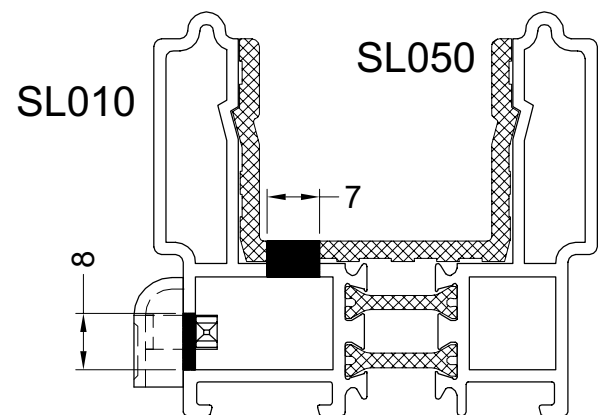
WERKTEKENINGEN - DESSINS DE CONSTRUCTION - KONSTRUKTIONZEICHNUNGEN - CONSTRUCTION DRAWINGS



chicane3

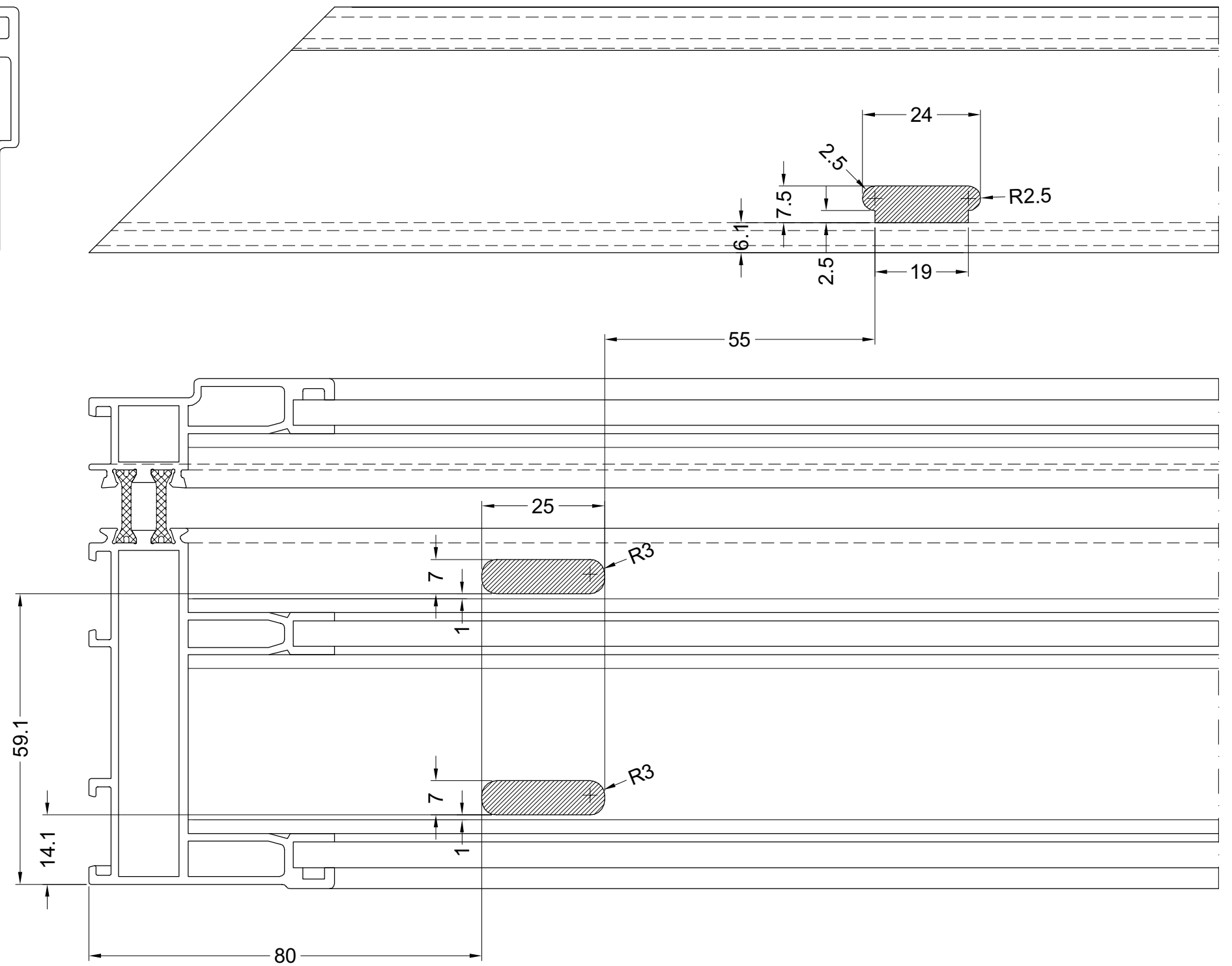
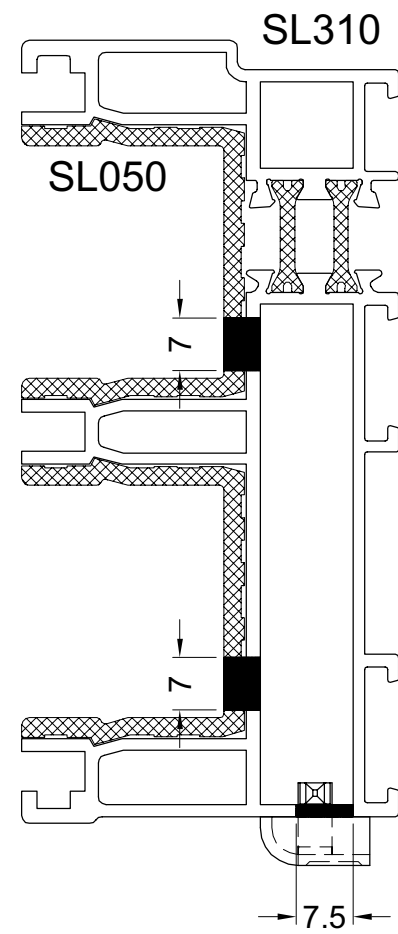
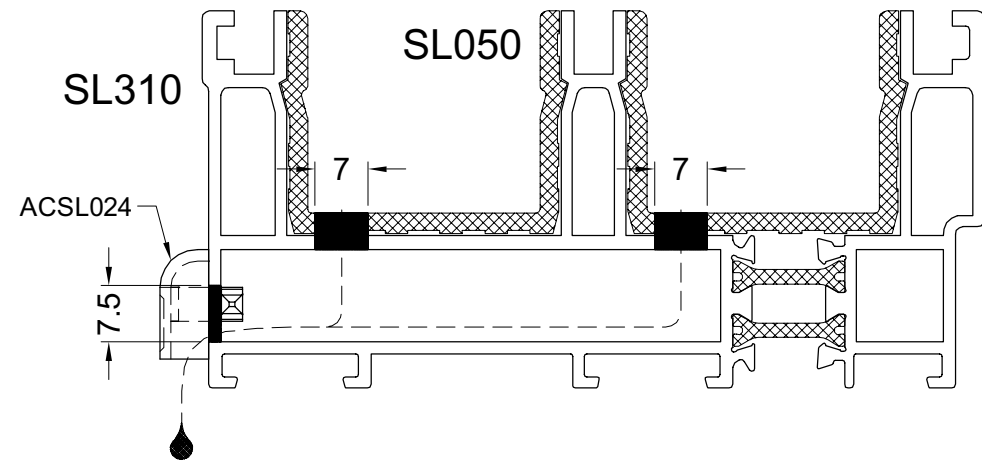
UITSPARING VOOR ACSL024  
ENTAILLE POUR ACSL024  
EINBAU FÜR ACSL024  
EMBEDDING FOR ACSL024

WERKTEKENINGEN - DESSINS DE CONSTRUCTION - KONSTRUKTIONZEICHNUNGEN - CONSTRUCTION DRAWINGS



UITSPARING VOOR ACSL024  
ENTAILLE POUR ACSL024  
EINBAU FÜR ACSL024  
EMBEDDING FOR ACSL024

WERKTEKENINGEN - DESSINS DE CONSTRUCTION - KONSTRUKTIONZEICHNUNGEN - CONSTRUCTION DRAWINGS



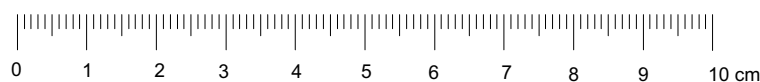
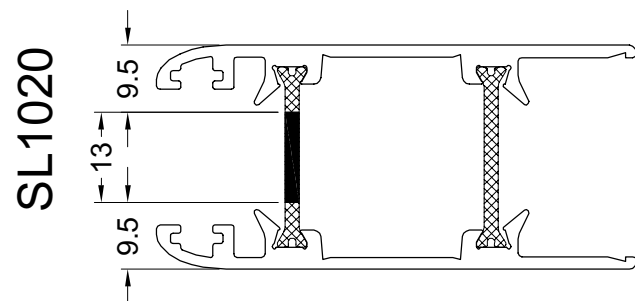
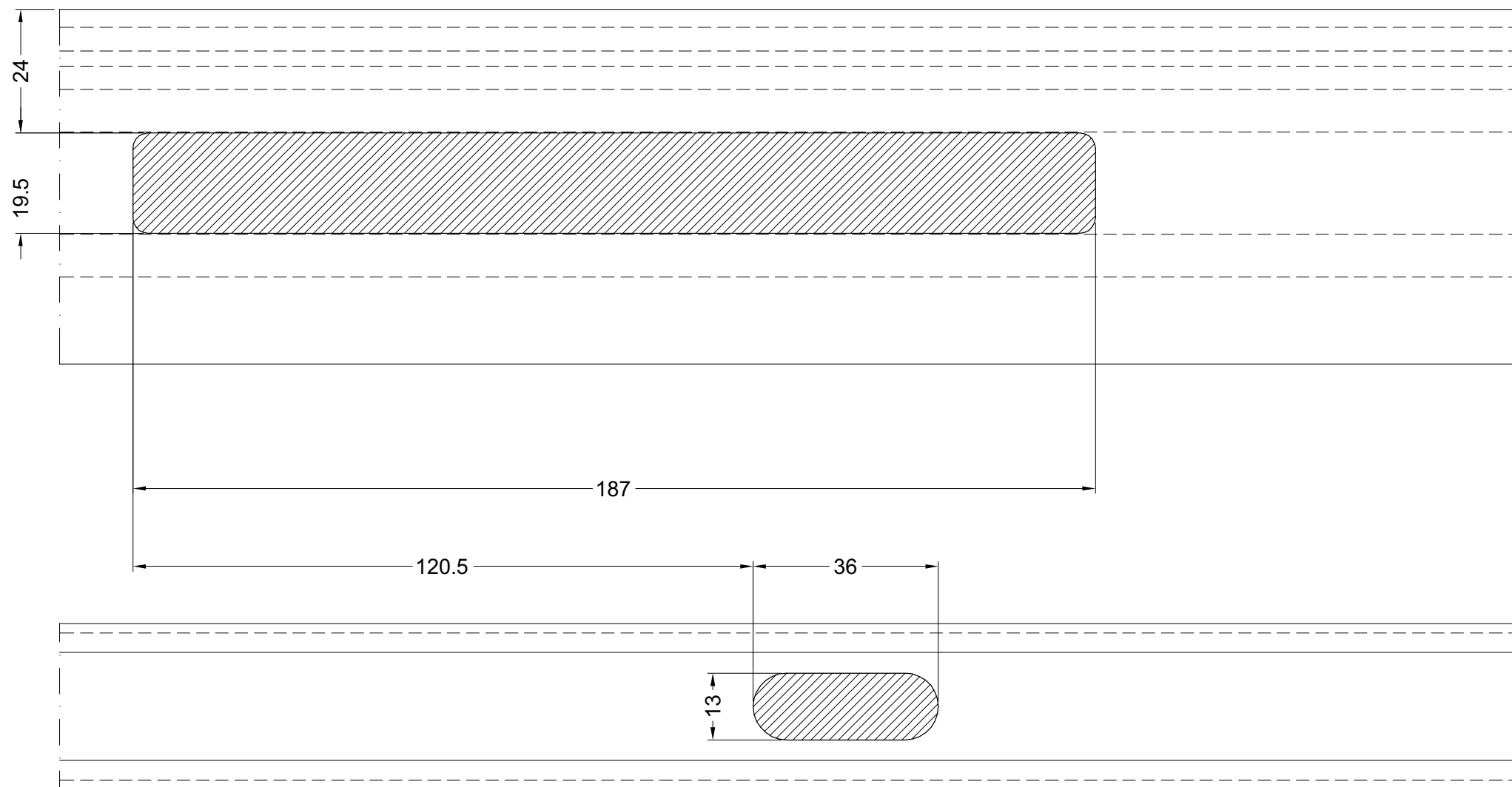
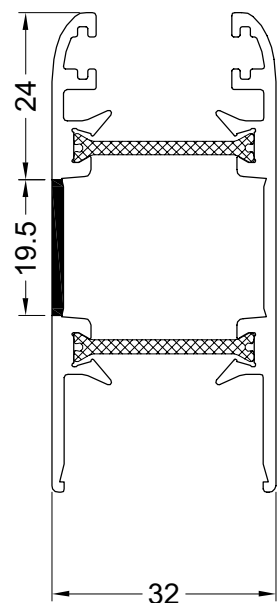
Acsl024\_sl310

UITSPARING VOOR KOMGREEP  
ENTAILLE POUR CUVETTE  
EINBAU FÜR GRIFF  
EMBEDDING FOR GRIP

WERKTEKENINGEN - DESSINS DE CONSTRUCTION - KONSTRUKTIONZEICHNUNGEN - CONSTRUCTION DRAWINGS

Uit te ponsen met ACSL901  
A poinçonner avec ACSL901  
Stanzen mit ACSL901  
Punch with ACSL901

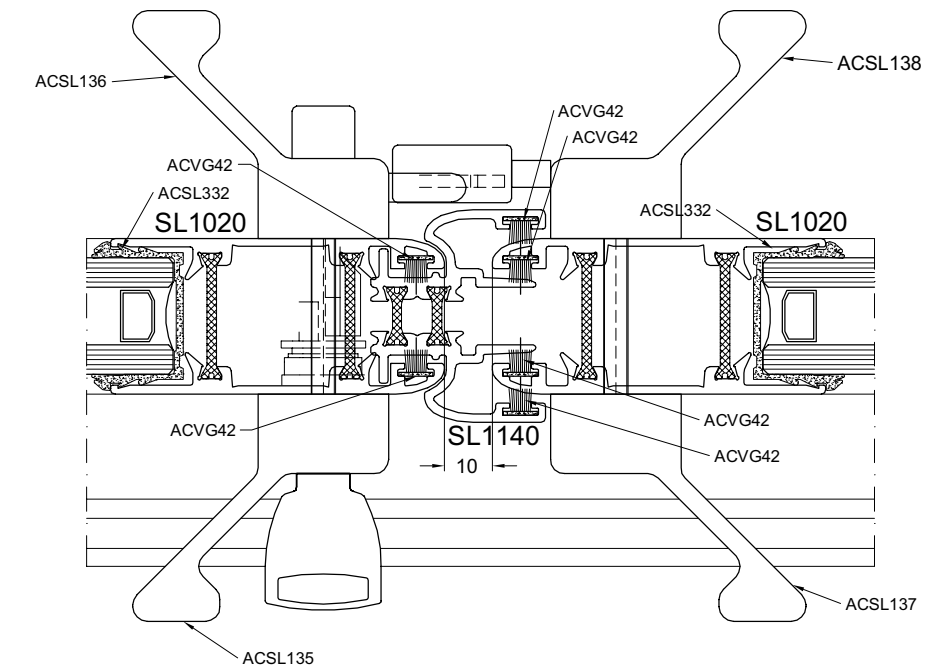
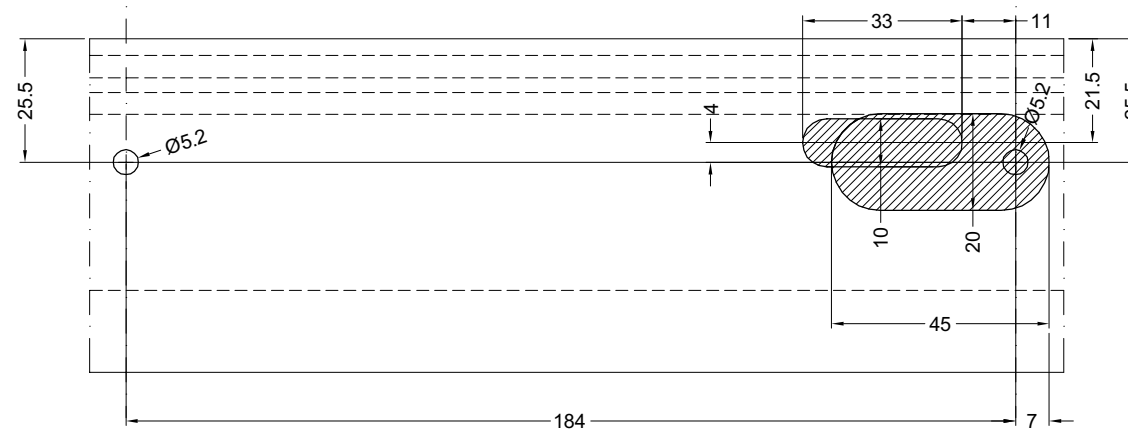
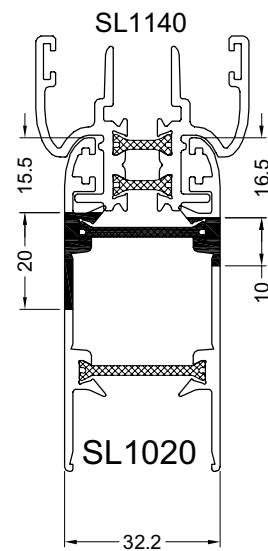
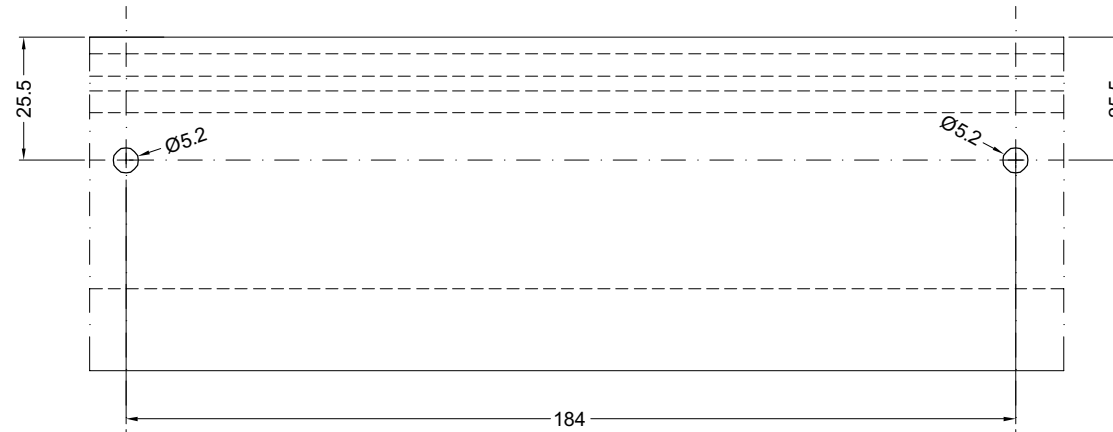
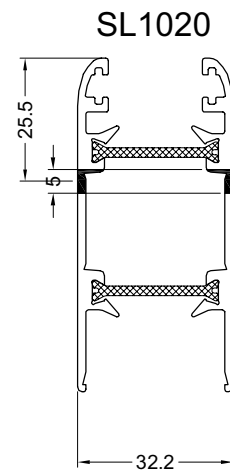
SL1020



slot1b

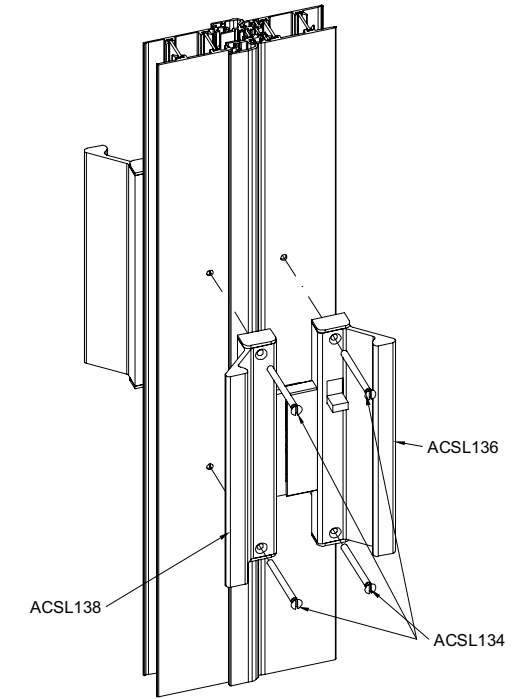
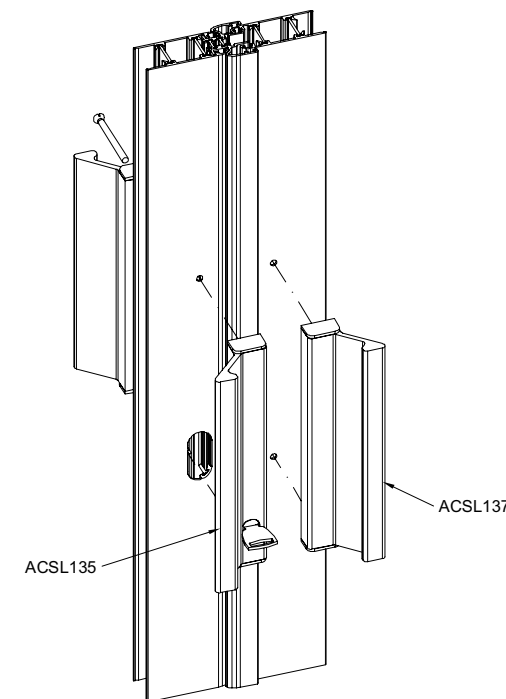
UITSPARING VOOR DUBBELE HANDGREEP  
ENTAILLE POUR POIGNEE DOUBLE  
EINBAU FÜR DOPPELT HANDGRIFF  
EMBEDDING FOR DOUBLE HANDLE

WERKTEKENINGEN - DESSINS DE CONSTRUCTION - KONSTRUKTIONZEICHNUNGEN - CONSTRUCTION DRAWINGS



BUITEN  
A L'EXTERIEUR  
AUBEN  
OUTSIDE

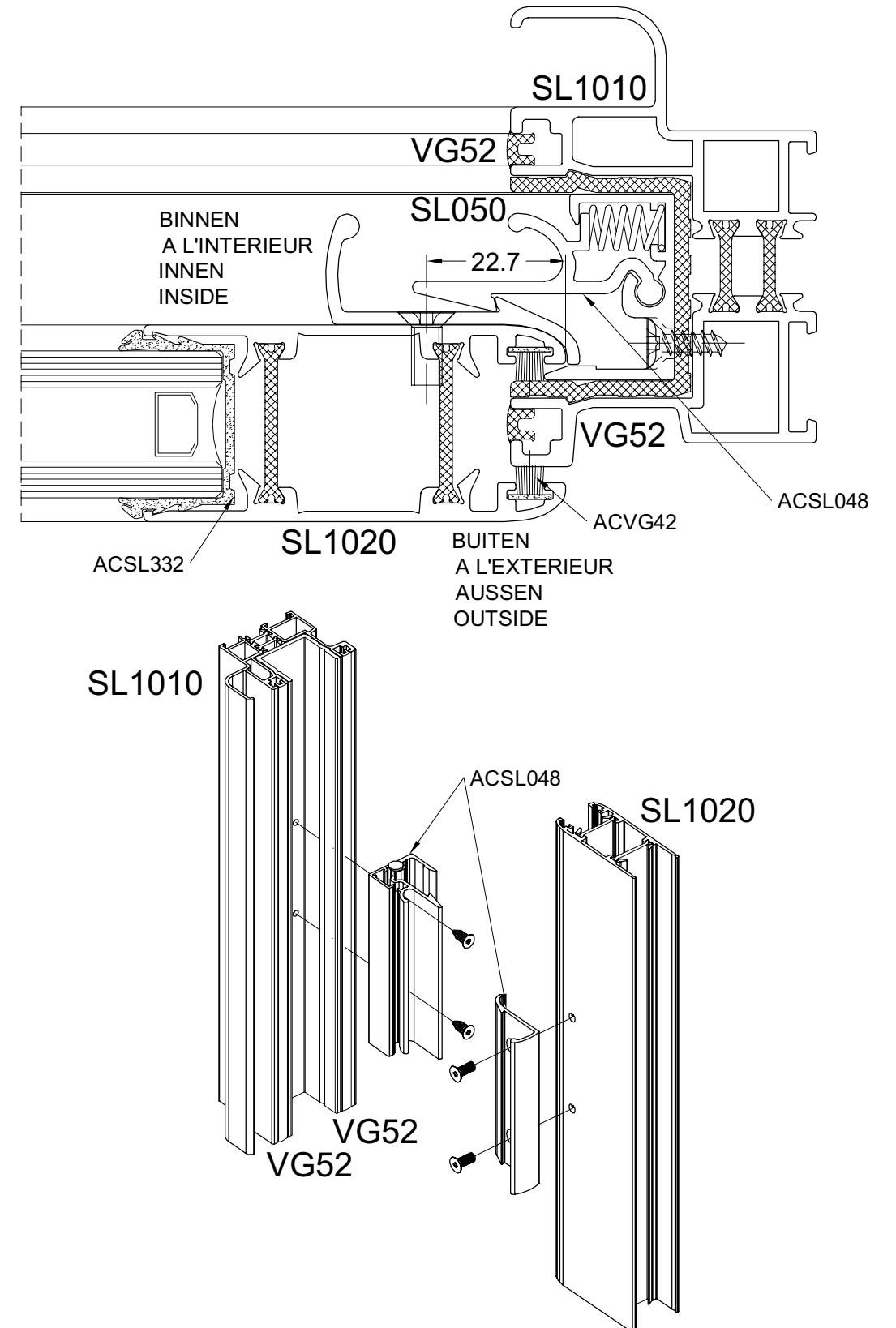
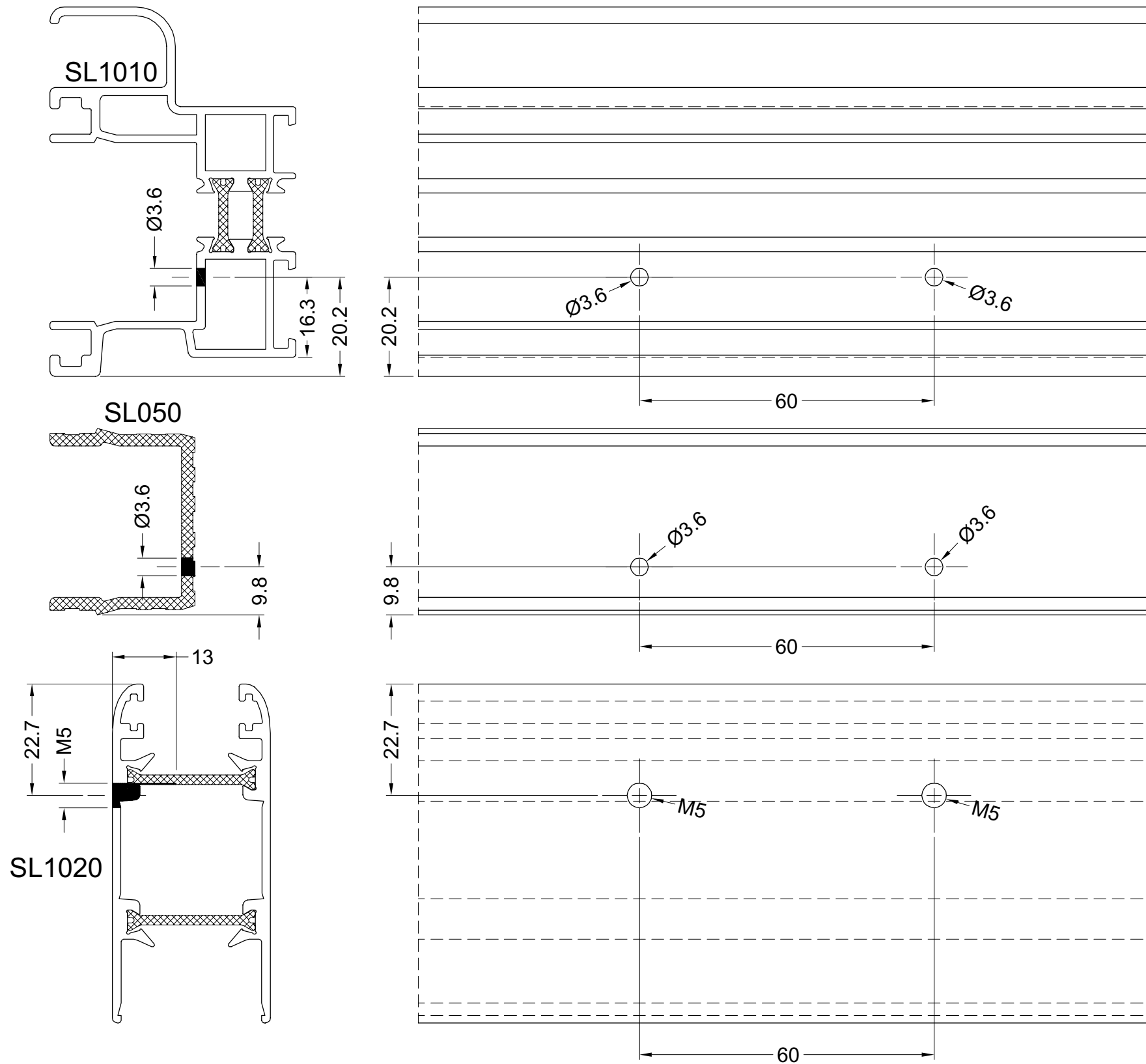
BINNEN  
A L'INTERIEUR  
INNEN  
INSIDE



slot8b

UITSPARING EN MONTAGE KLICKMATIC ACSL048  
ENTAILLE ET MONTAGE KLICKMATIC ACSL048  
EINBAU UND AUFSTELLEN KLICKMATIC ACSL048  
EMBEDDING AND ASSEMBLY KLICKMATIC ACSL048

WERKTEKENINGEN - DESSINS DE CONSTRUCTION - KONSTRUKTIONZEICHNUNGEN - CONSTRUCTION DRAWINGS



uitklick2

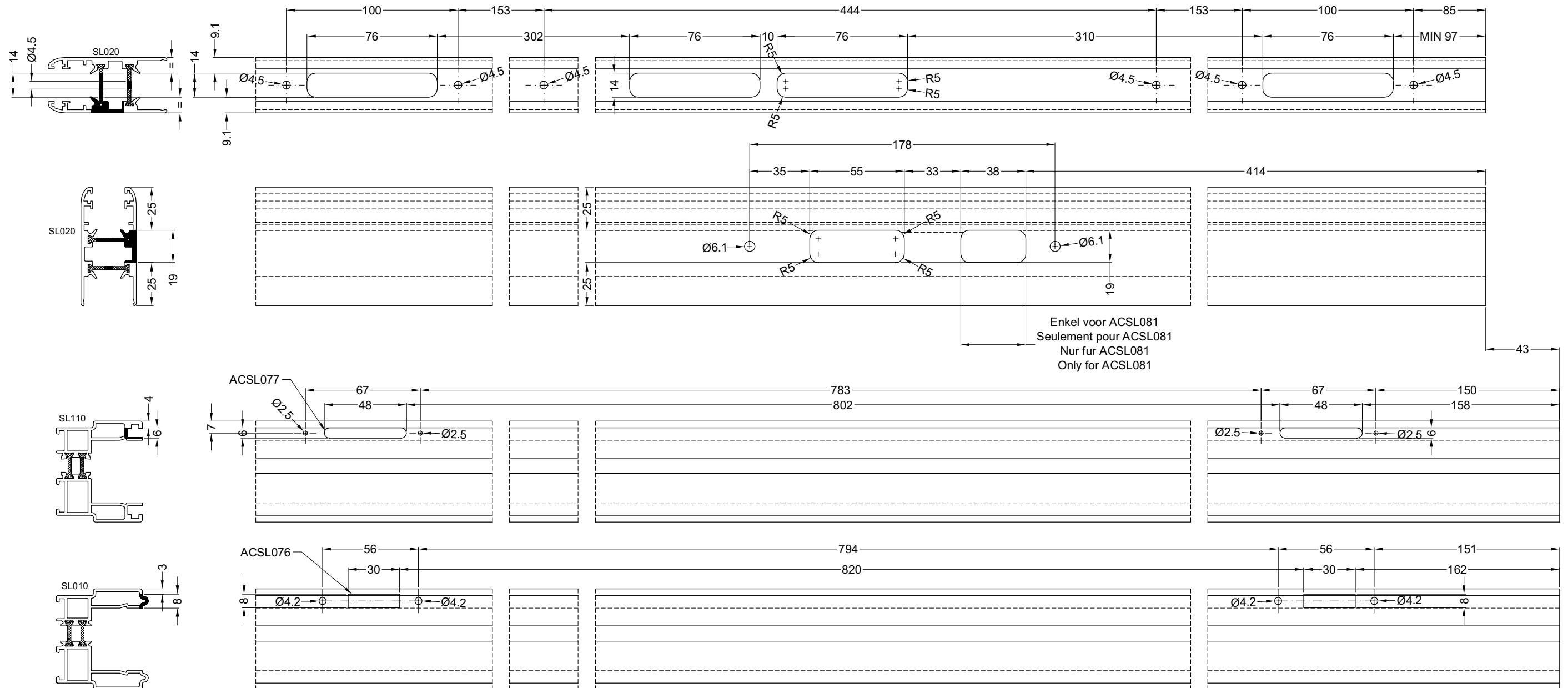


UITSPARING VOOR ACSL074, ACSL076, ACSL077, ACSL080 EN ACSL081  
 ENTAILLE POUR ACSL074, ACSL076, ACSL077, ACSL080 ET ACSL081  
 EINBAU FÜR ACSL074, ACSL076, ACSL077, ACSL080 UND ACSL081  
 EMBEDDING FOR ACSL074, ACSL076, ACSL077, ACSL080 AND ACSL081

WERKTEKENINGEN - DESSINS DE CONSTRUCTION - KONSTRUKTIONZEICHNUNGEN - CONSTRUCTION DRAWINGS

MIN. VLEUGELHOOGTE  
 MIN HAUTEUR OUVRANT  
 MIN FLUGEL HOHE  
 MIN SASH HEIGHT

## 1120mm

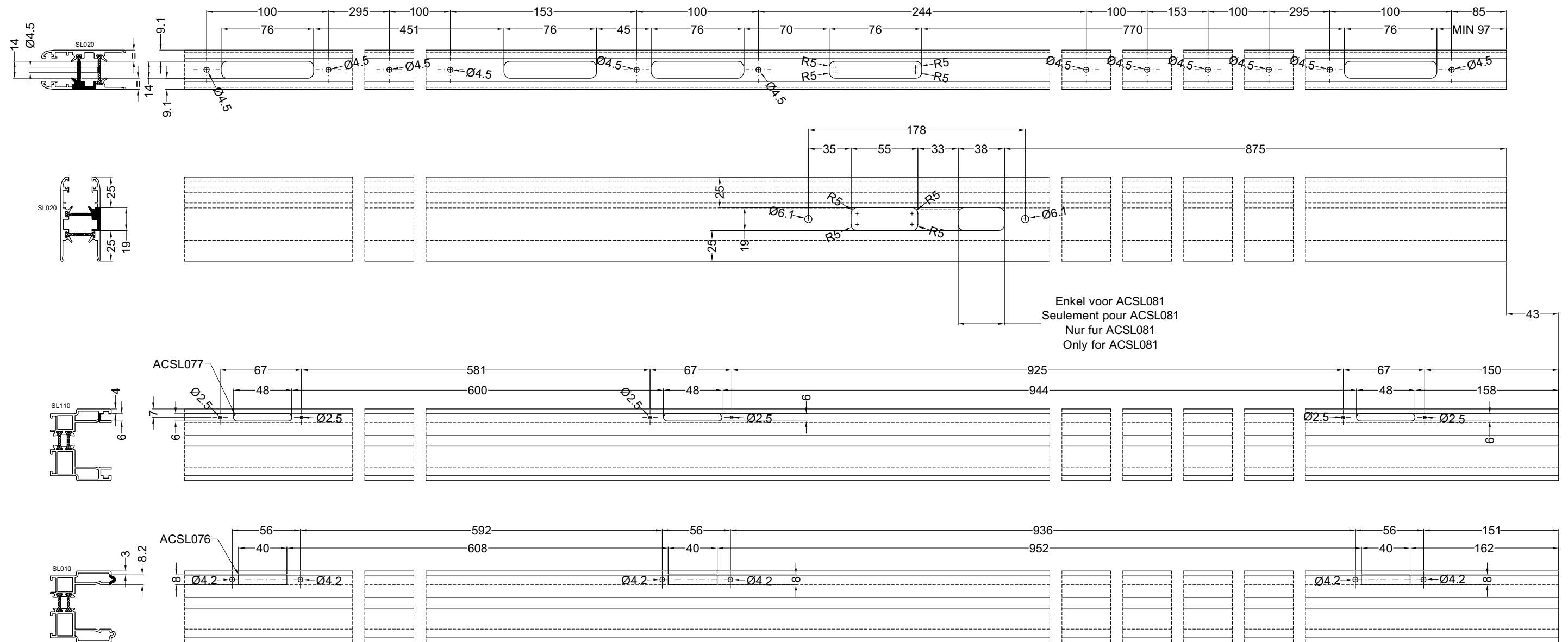


UITSPARING VOOR ACSL075, ACSL076, ACSL077, ACSL080 EN ACSL081  
 ENTAILLE POUR ACSL075, ACSL076, ACSL077, ACSL080 ET ACSL081  
 EINBAU FÜR ACSL075, ACSL076, ACSL077, ACSL080 UND ACSL081  
 EMBEDDING FOR ACSL075, ACSL076, ACSL077, ACSL080 AND ACSL081

WERKTEKENINGEN - DESSINS DE CONSTRUCTION - KONSTRUKTIONZEICHNUNGEN - CONSTRUCTION DRAWINGS

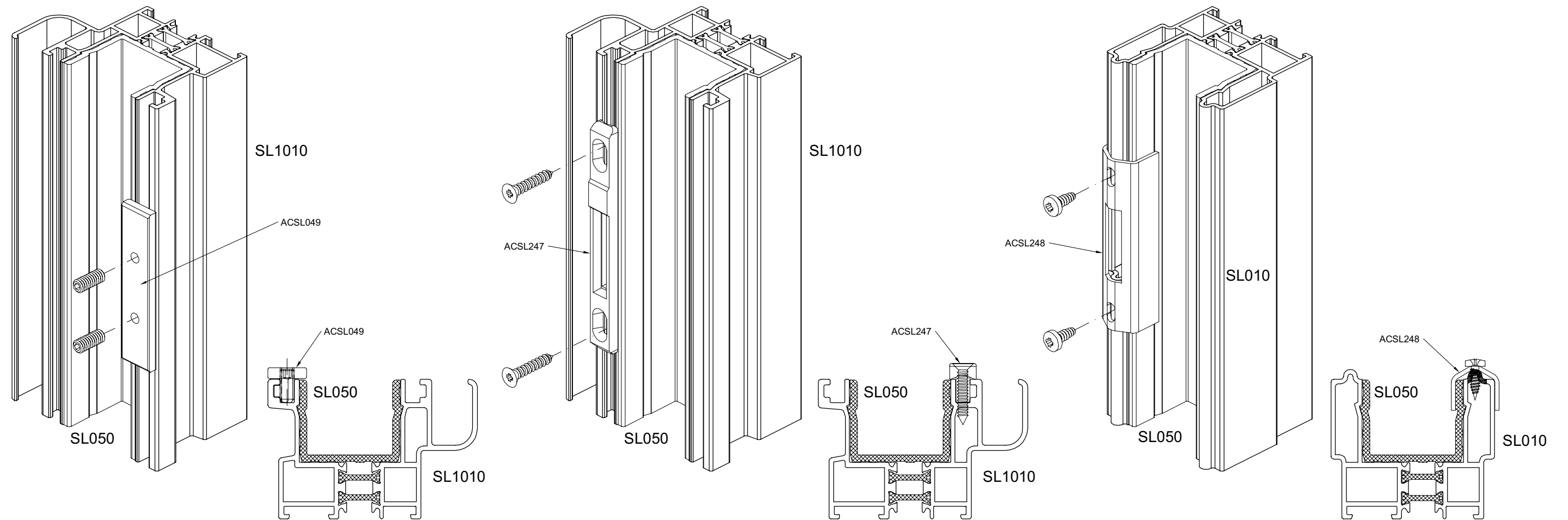
MIN. VLEUGELHOOGTE  
 MIN HAUTEUR OUVRANT  
 MIN FLUGEL HOHE  
 MIN SASH HEIGHT

## 1910mm



MONTAGE ACSL247/ACSL248  
MONTAGE ACSL247/ACSL248  
AUFSTELLEN ACSL247/ACSL248  
ASSEMBLY ACSL247/ACSL248

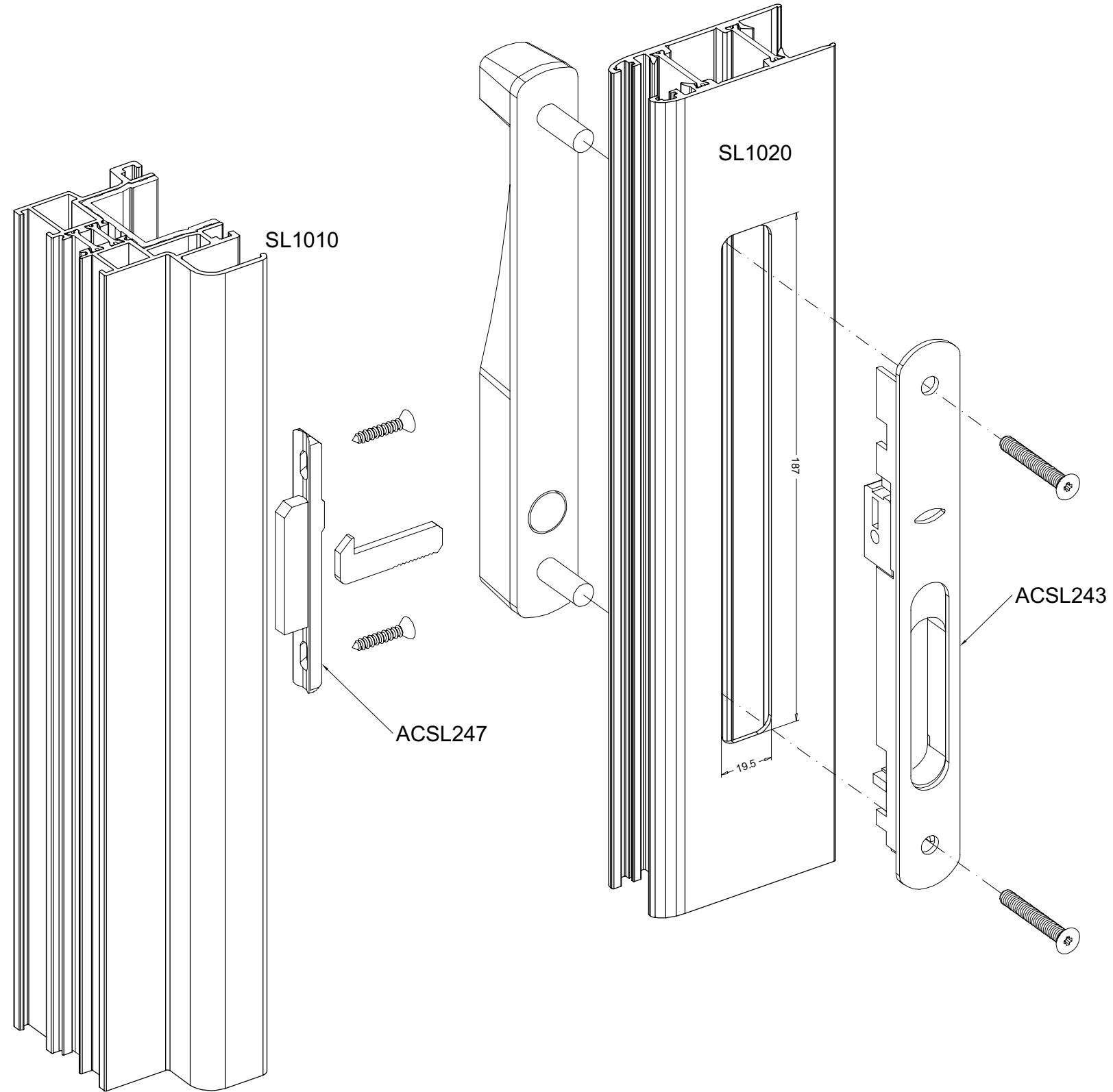
WERKTEKENINGEN - DESSINS DE CONSTRUCTION - KONSTRUKTIONZEICHNUNGEN - CONSTRUCTION DRAWINGS



slotplaat

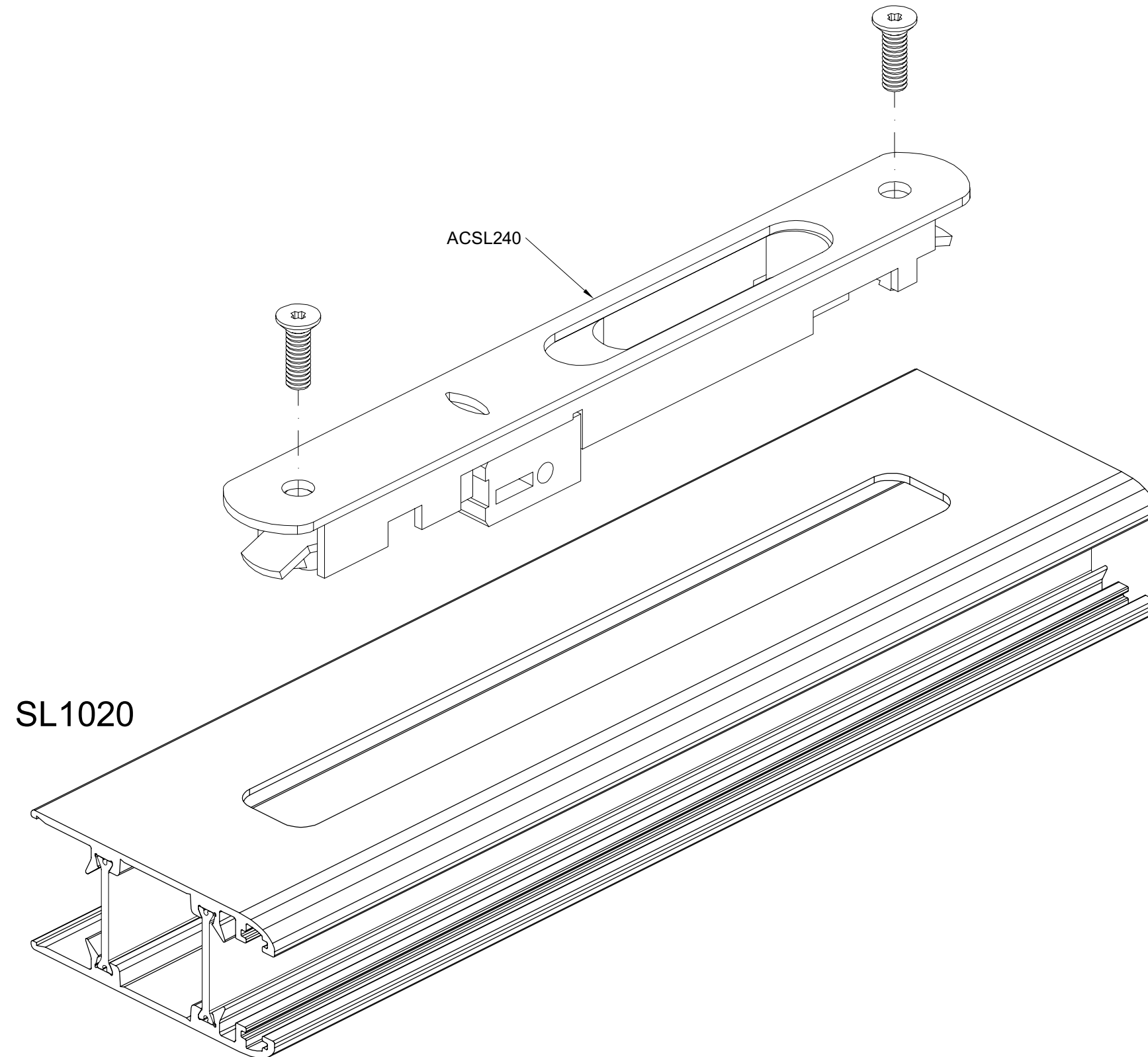
MONTAGE DUBBELE KOMGREEP  
MONTAGE CUVETTE DOUBLE  
AUFSTELLEN DOPPELT GRIFF  
ASSEMBLY DOUBLE GRIP

WERKTEKENINGEN - DESSINS DE CONSTRUCTION - KONSTRUKTIONZEICHNUNGEN - CONSTRUCTION DRAWINGS



MONTAGE KOMGREEP BINNEN  
MONTAGE CUVETTE INTERIEUR  
AUFSTELLEN GRIFF INNER  
ASSEMBLY GRIP INSIDE

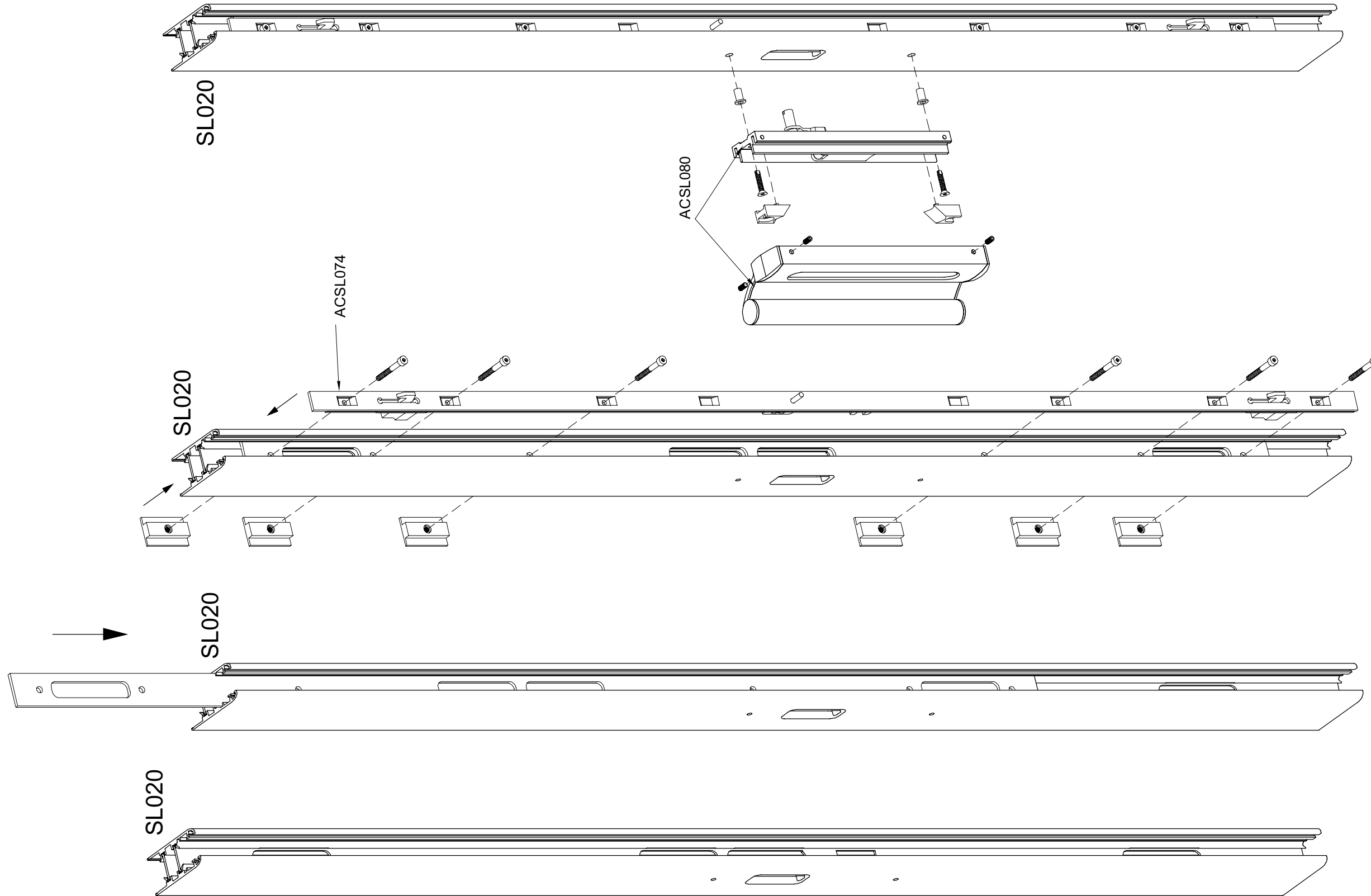
WERKTEKENINGEN - DESSINS DE CONSTRUCTION - KONSTRUKTIONZEICHNUNGEN - CONSTRUCTION DRAWINGS



acsl240

MONTAGE ACSL074 MET ACSL080  
MONTAGE ACSL074 AVEC ACSL080  
AUFSTELLEN ACSL074 MIT ACSL080  
ASSEMBLY ACSL074 WITH ACSL080

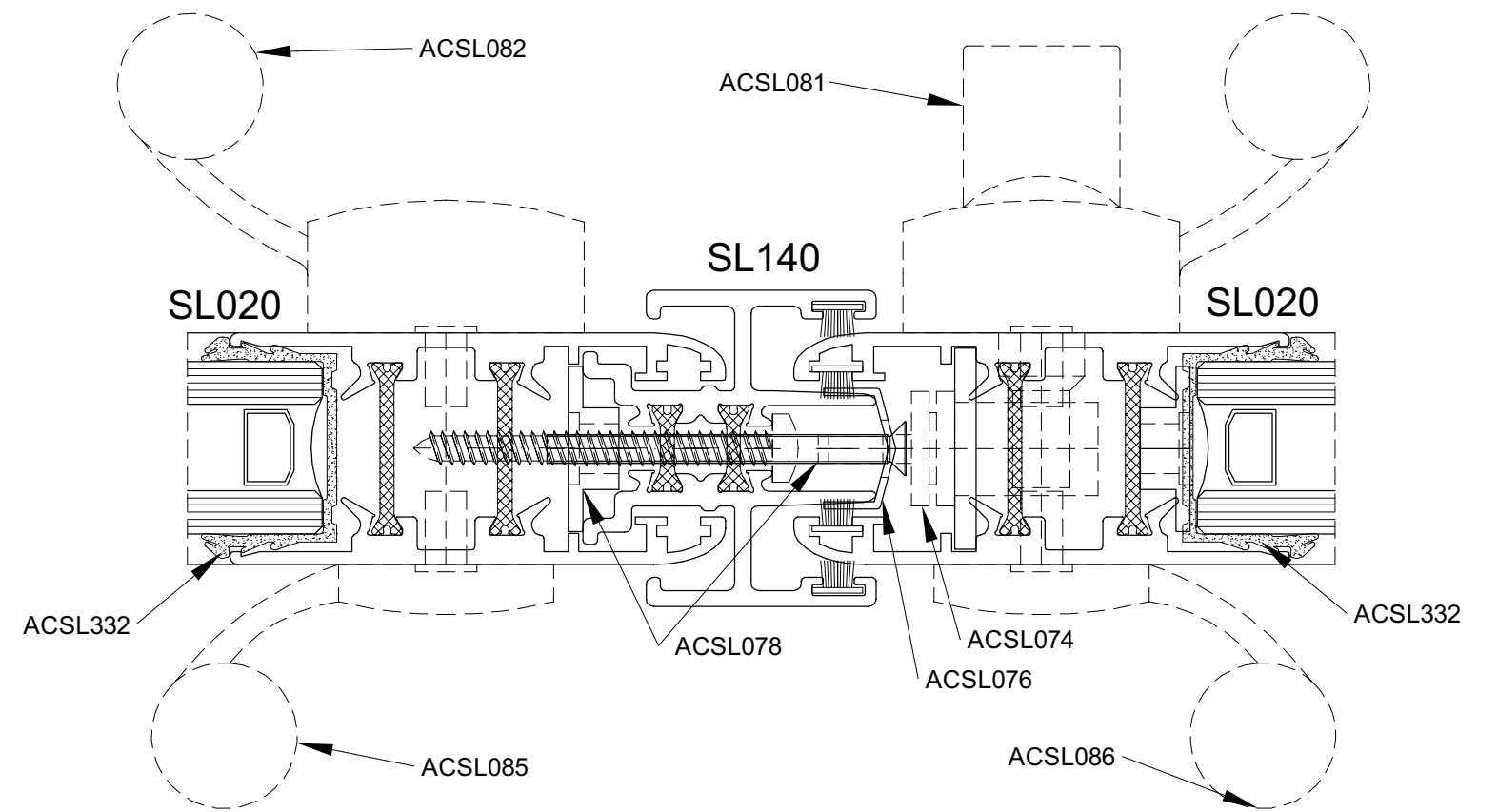
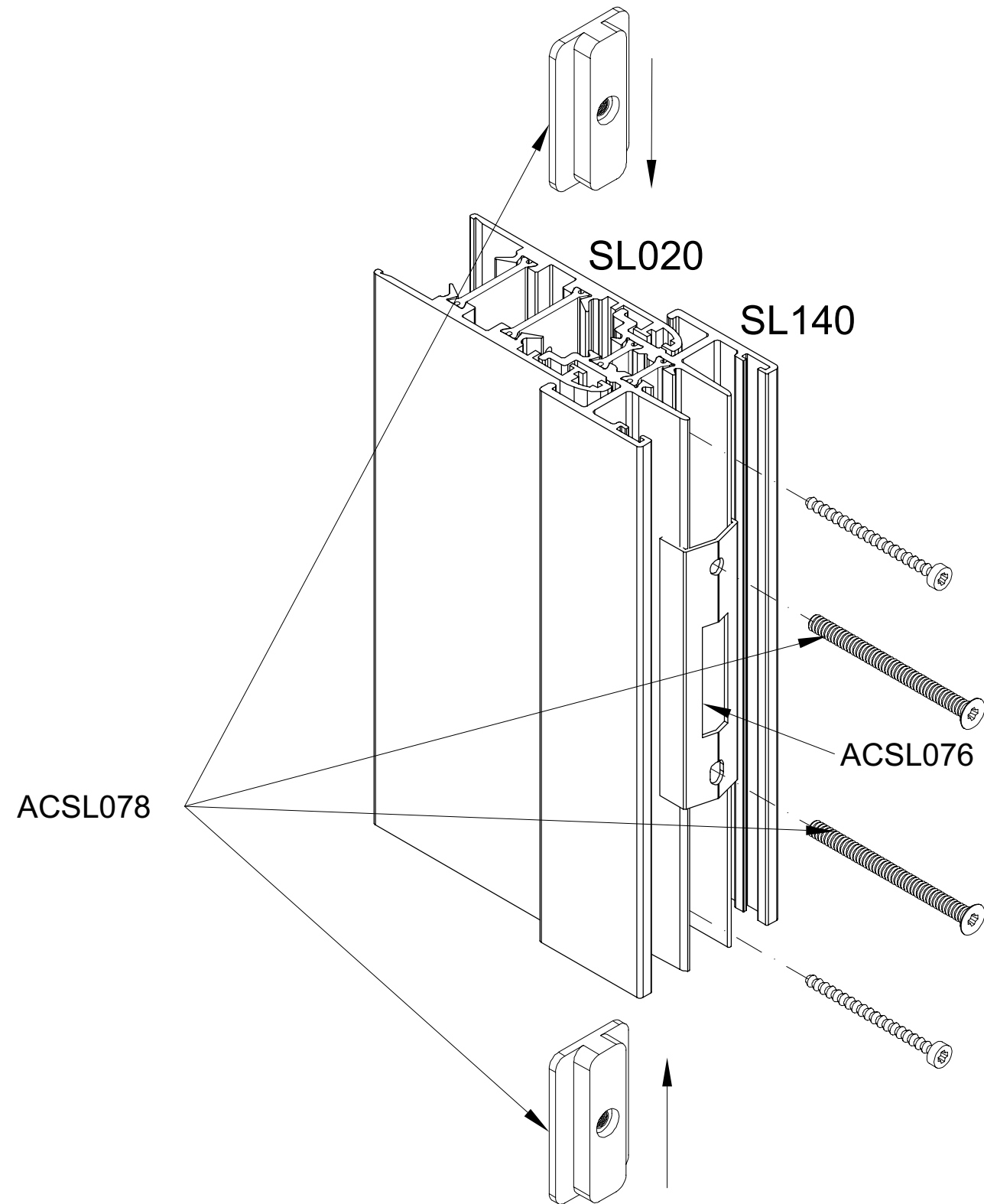
WERKTEKENINGEN - DESSINS DE CONSTRUCTION - KONSTRUKTIONZEICHNUNGEN - CONSTRUCTION DRAWINGS



m2pslot

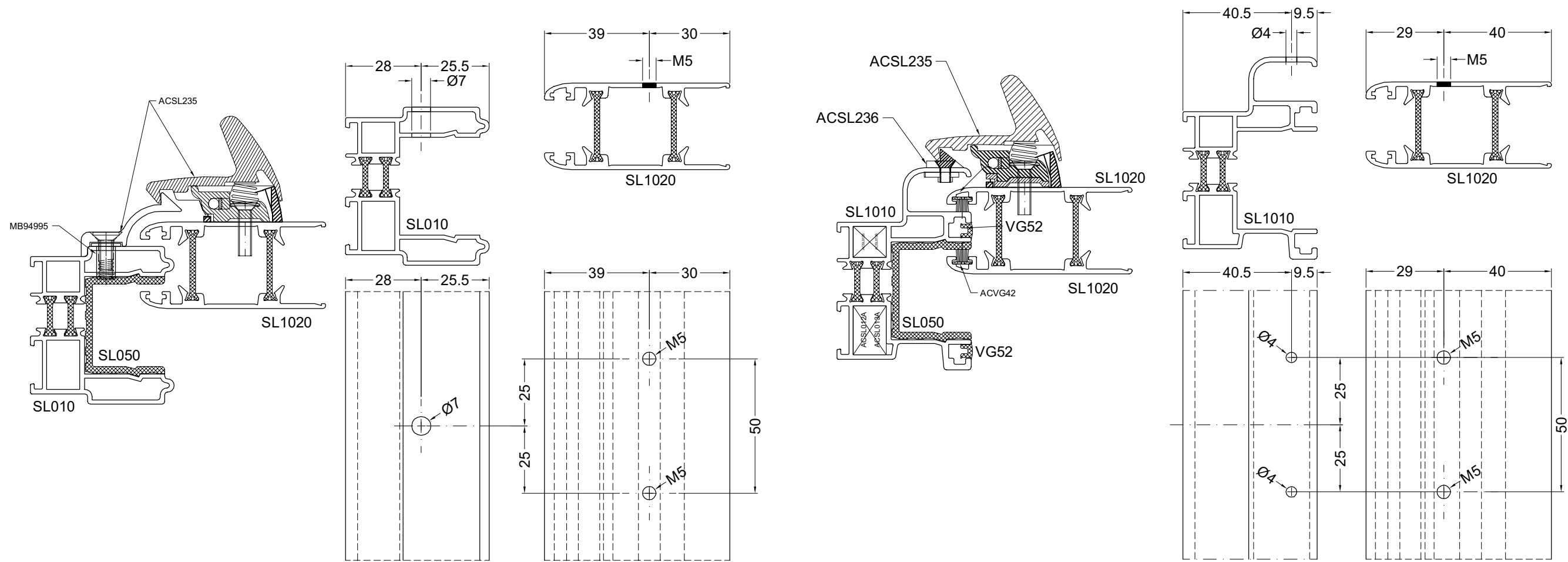
MONTAGE ACSL074 EN ACSL075 IN 4 DELIGE SLIDE  
MONTAGE ACSL074 ET ACSL075, 4 VANTAUX  
MONTAGE ACSL074 UND ACSL075 IN 4 TEILIGE SLIDE  
MONTAGE ACSL074 AND ACSL075, 4 PANELS

WERKTEKENINGEN - DESSINS DE CONSTRUCTION - KONSTRUKTIONZEICHNUNGEN - CONSTRUCTION DRAWINGS



MONTAGE SCHLITZSCHUIFDEUR ACSL235  
 MONTAGE FERMETURE COULISSANT ACSL235  
 AUFSTELLEN HANDHABE SCHIEBETUR ACSL235  
 ASSEMBLY HANDLE FOR SLIDING DOOR ACSL235

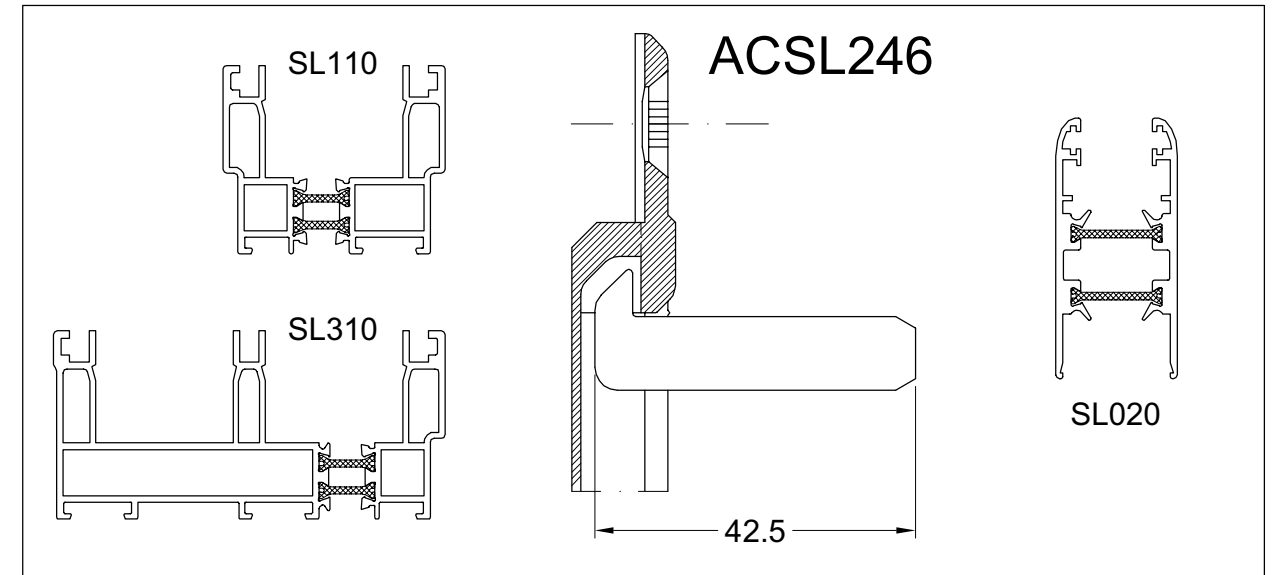
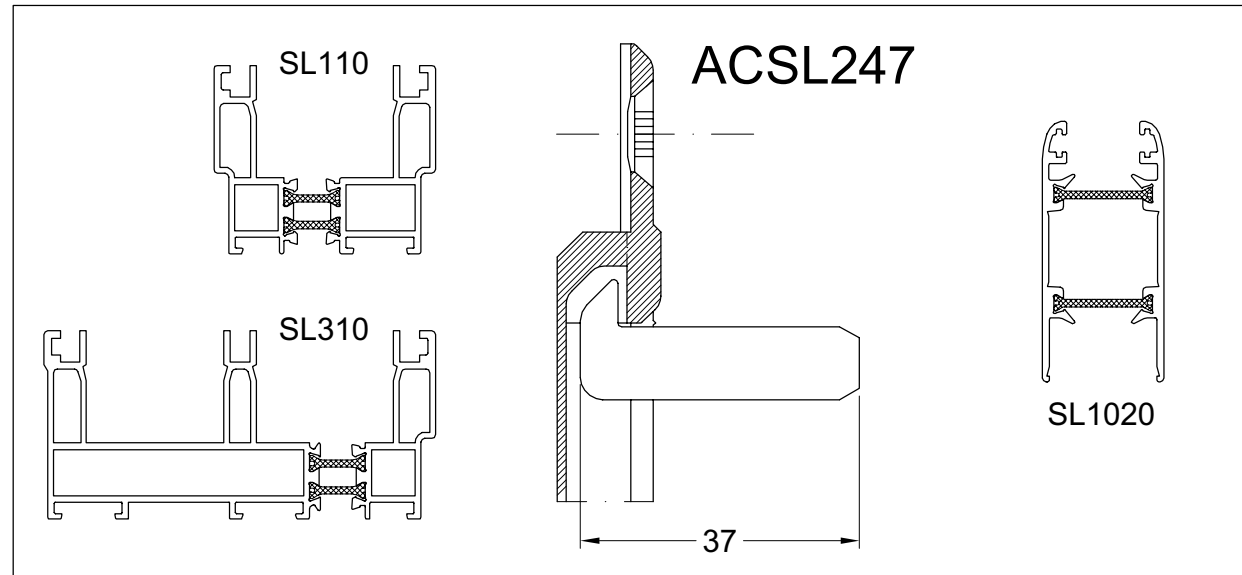
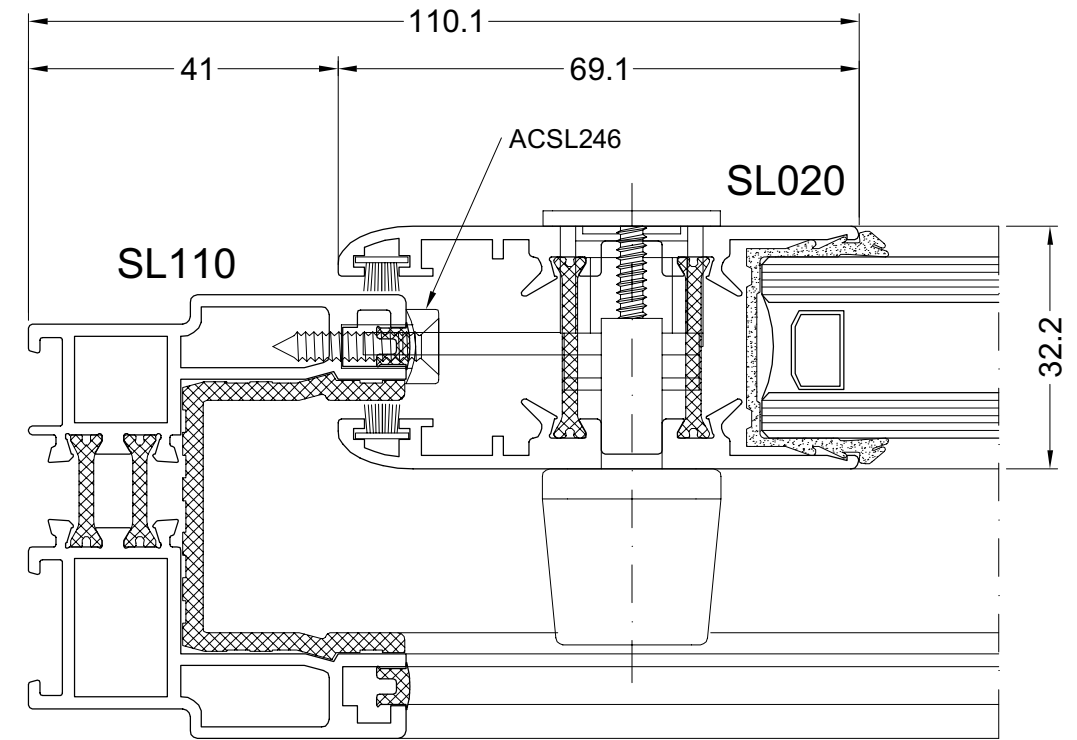
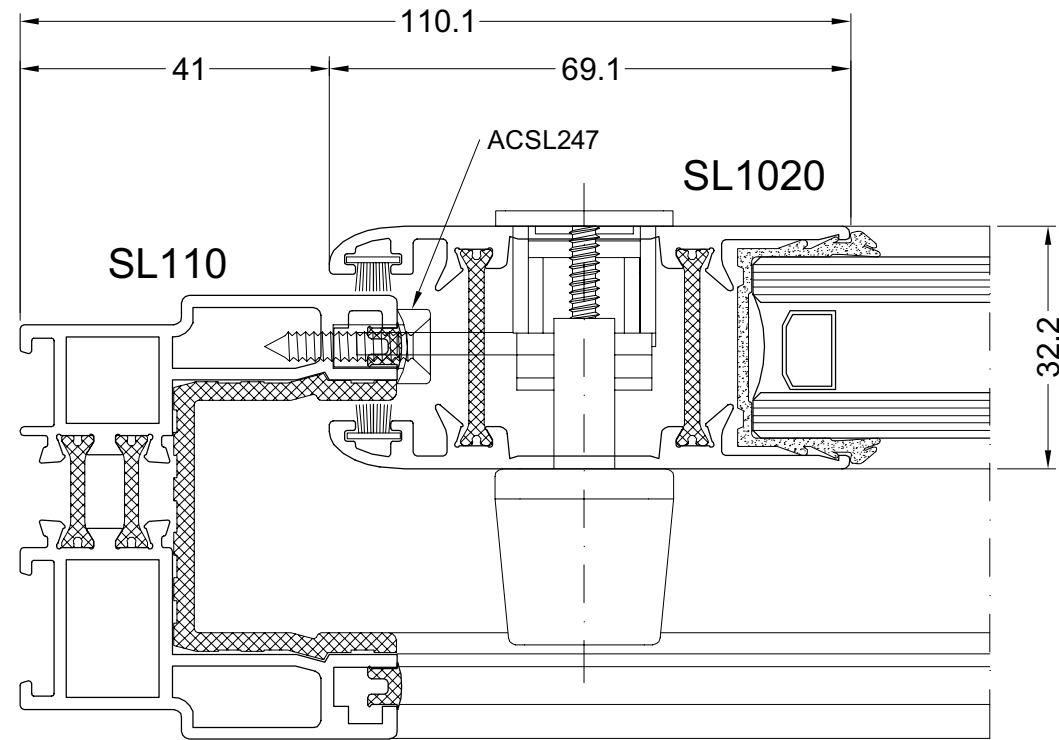
WERKTEKENINGEN - DESSINS DE CONSTRUCTION - KONSTRUKTIONZEICHNUNGEN - CONSTRUCTION DRAWINGS



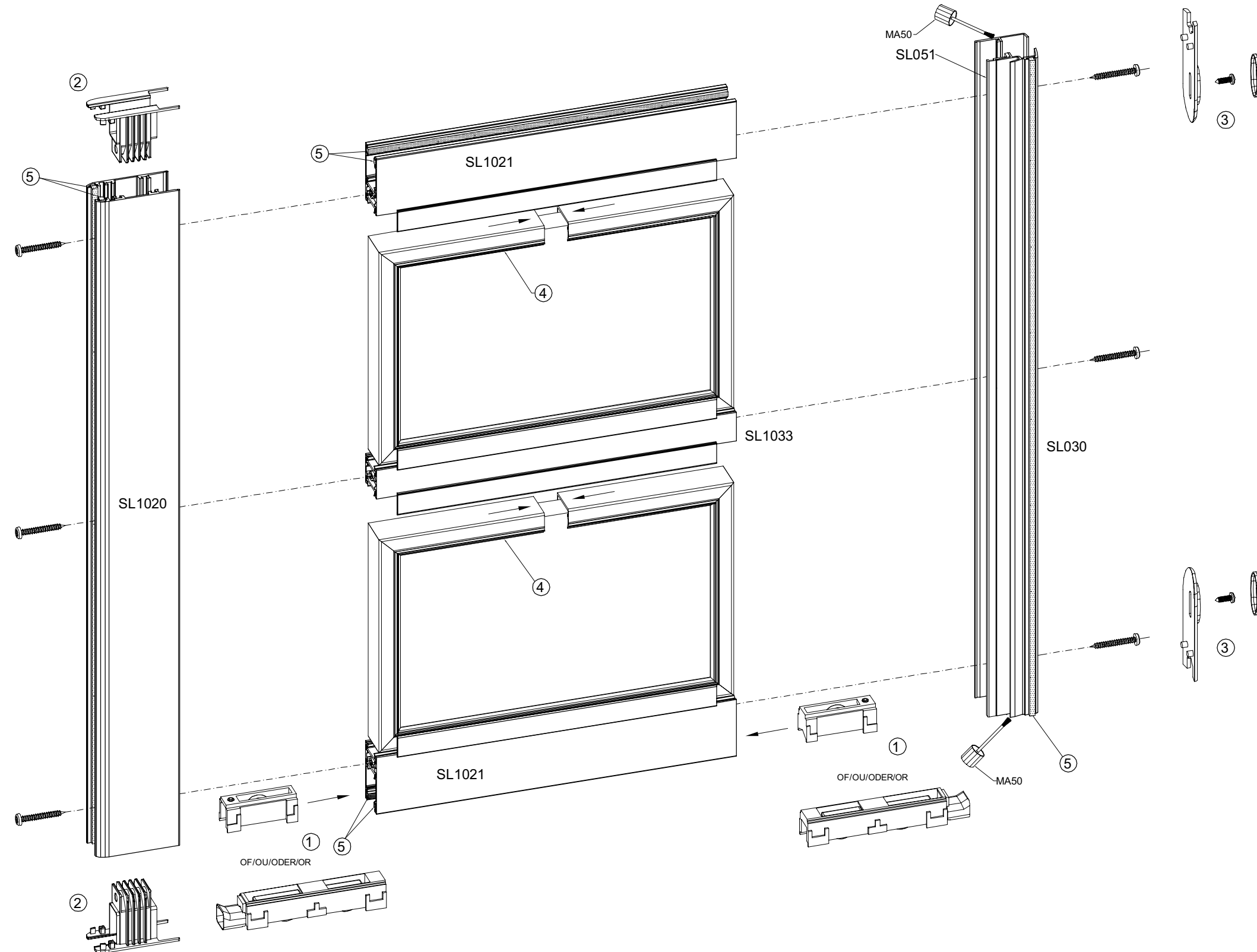


GEBRUIK ACSL246 / ACSL247  
UTILISATION ACSL246 / ACSL247  
ANWENDUNG ACSL246 / ACSL247  
APPLICATION ACSL246 / ACSL247

WERKTEKENINGEN - DESSINS DE CONSTRUCTION - KONSTRUKTIONZEICHNUNGEN - CONSTRUCTION DRAWINGS



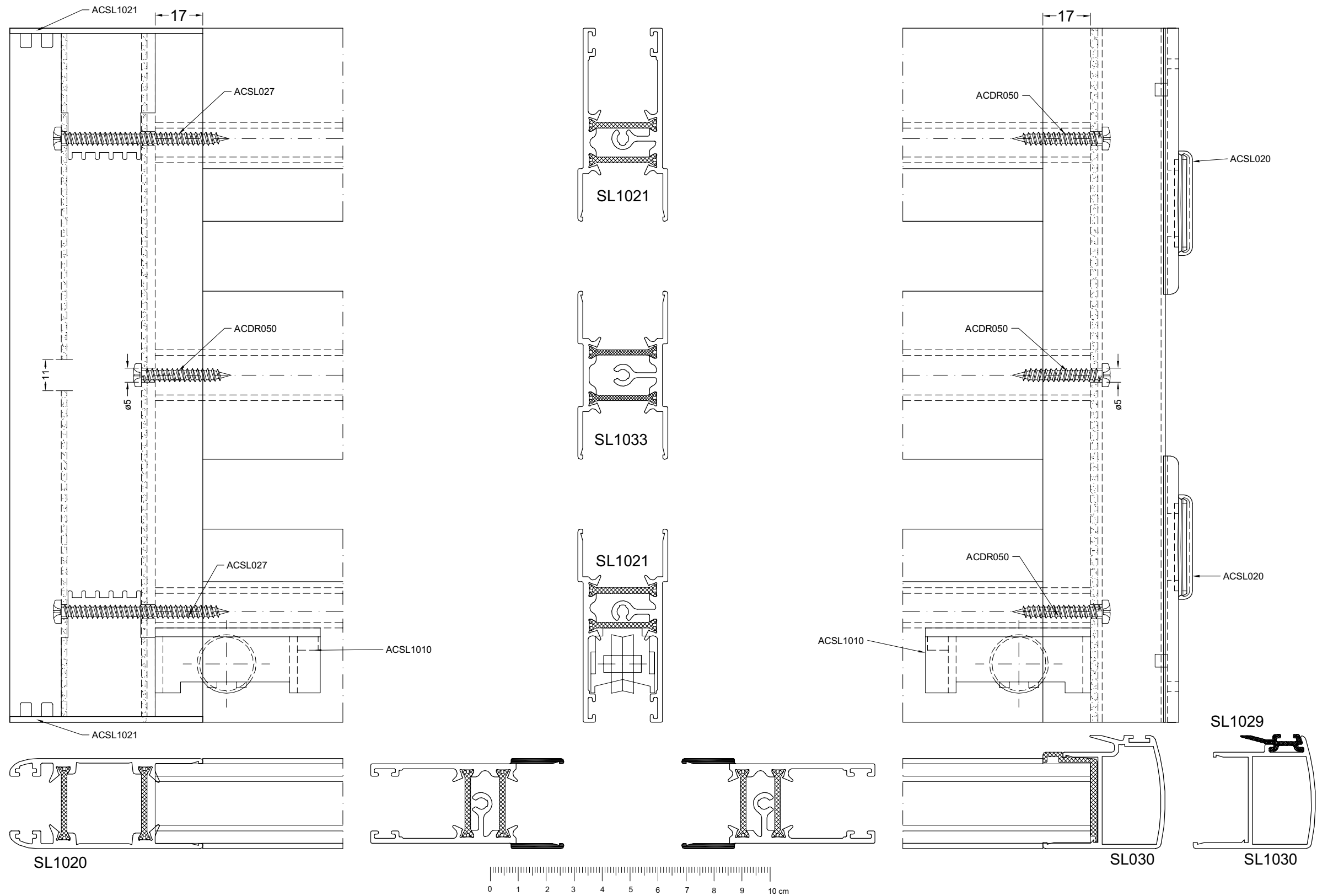
haak



- ① ACSL1010 / ACSL1110
- ② ACSL1021
- ③ ACSL020
- ④ ACSL03x
- ⑤ ACVG42

MONTAGE ACSL1010  
MONTAGE ACSL1010  
AUFSTELLEN ACSL1010  
ASSEMBLY ACSL1010

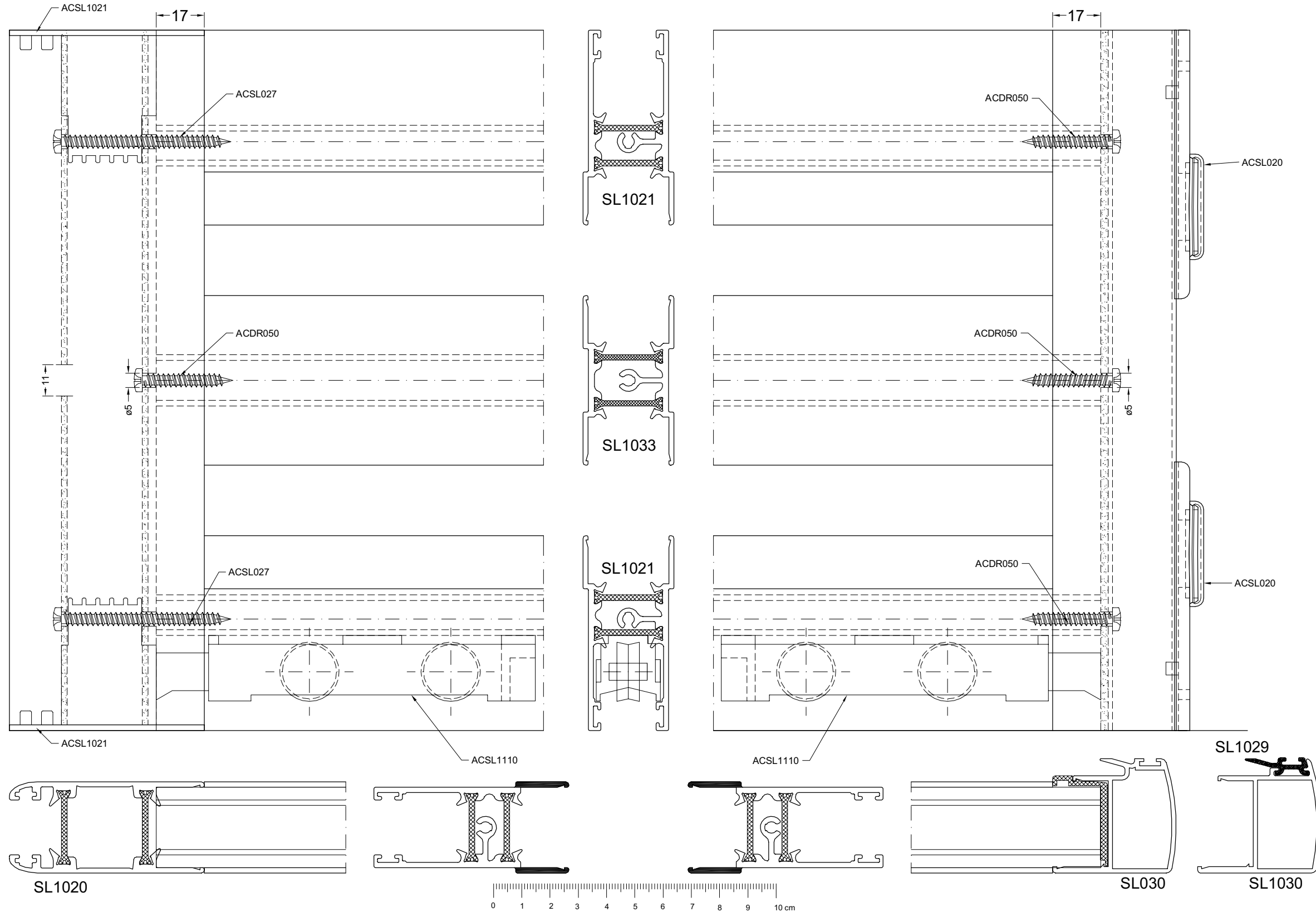
WERKTEKENINGEN - DESSINS DE CONSTRUCTION - KONSTRUKTIONZEICHNUNGEN - CONSTRUCTION DRAWINGS



clame

MONTAGE ACSL1110  
MONTAGE ACSL1110  
AUFSTELLEN ACSL1110  
ASSEMBLY ACSL1110

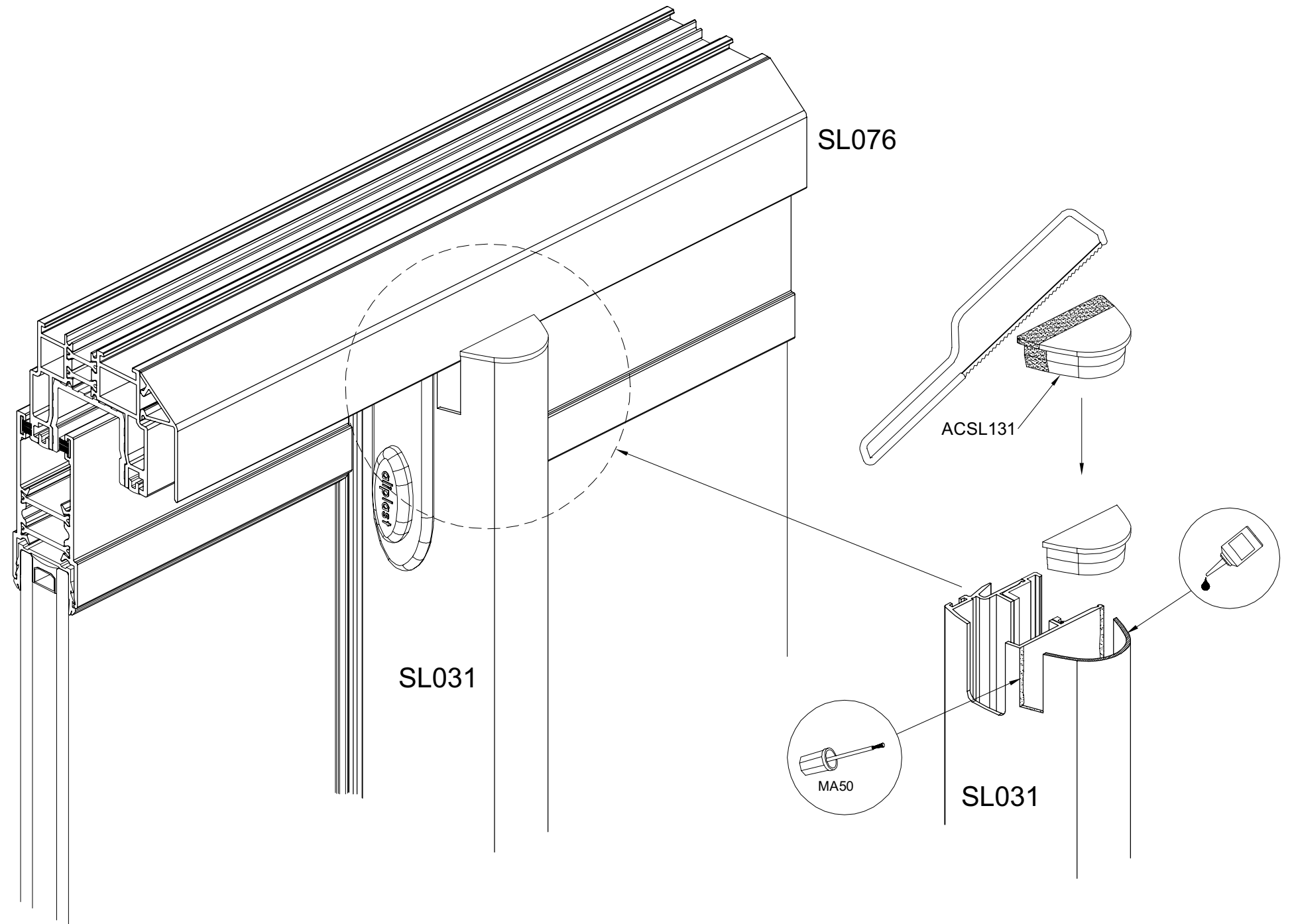
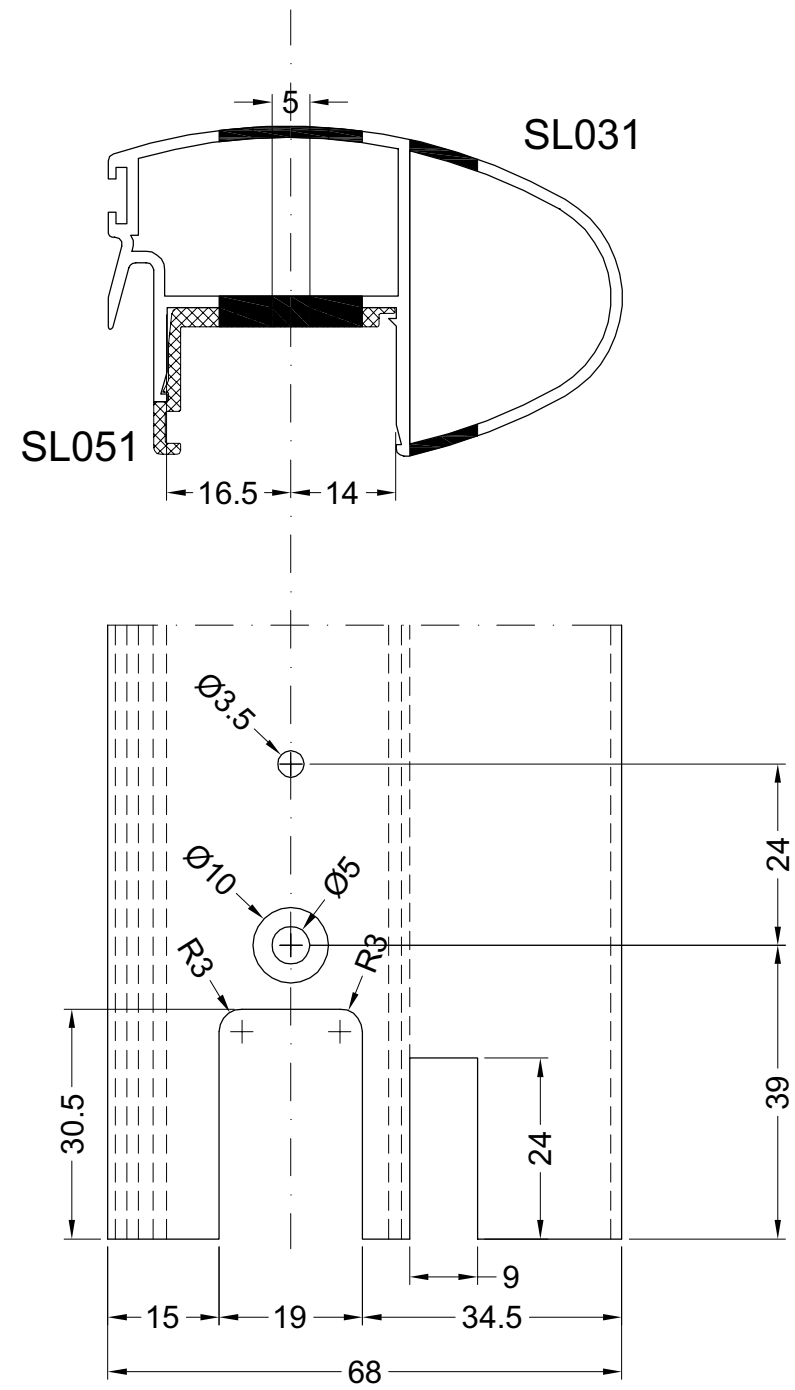
WERKTEKENINGEN - DESSINS DE CONSTRUCTION - KONSTRUKTIONZEICHNUNGEN - CONSTRUCTION DRAWINGS



clame2

MONTAGE SL031 / SL076  
MONTAGE SL031 / SL076  
AUFSTELLEN SL031 / SL076  
ASSEMBLY SL031 / SL076

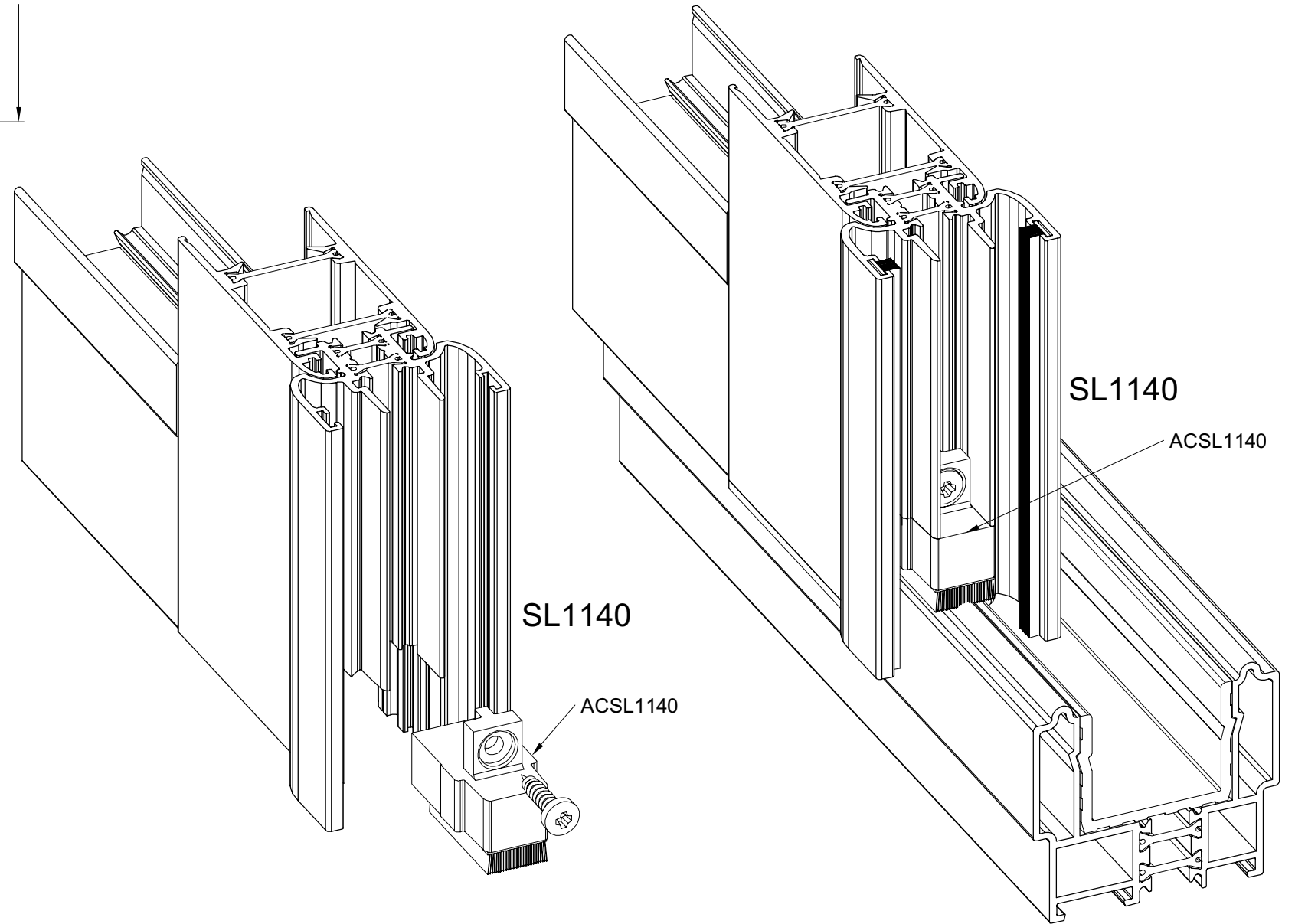
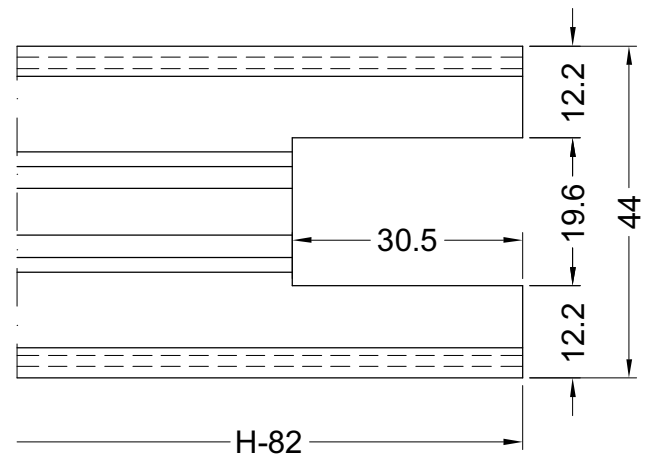
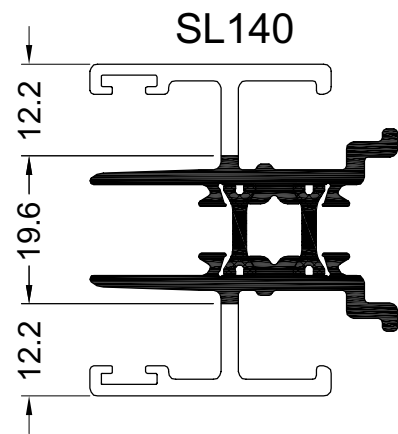
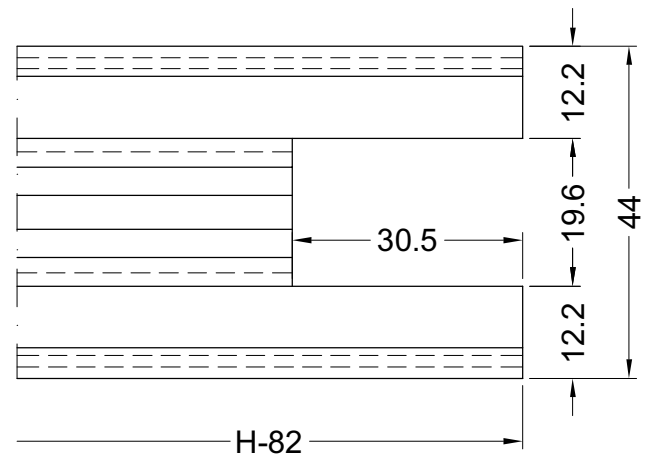
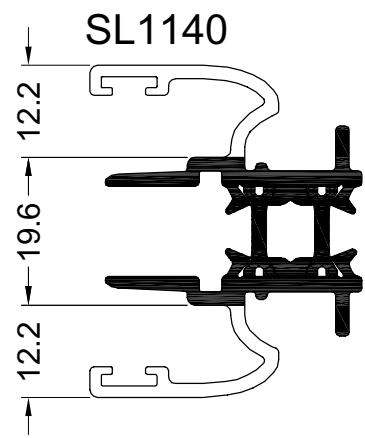
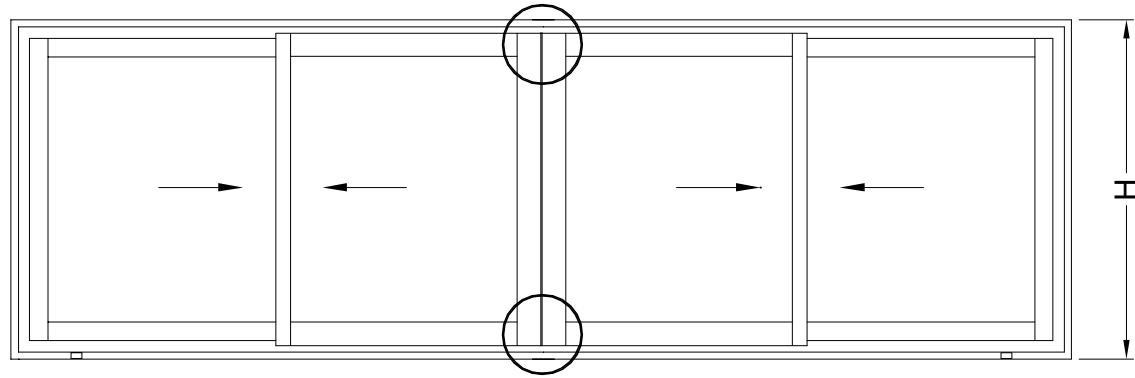
WERKTEKENINGEN - DESSINS DE CONSTRUCTION - KONSTRUKTIONZEICHNUNGEN - CONSTRUCTION DRAWINGS



SL031rejet

MONTAGE ACSL1140  
MONTAGE ACSL1140  
AUFSTELLEN ACSL1140  
ASSEMBLY ACSL1140

WERKTEKENINGEN - DESSINS DE CONSTRUCTION - KONSTRUKTIONZEICHNUNGEN - CONSTRUCTION DRAWINGS

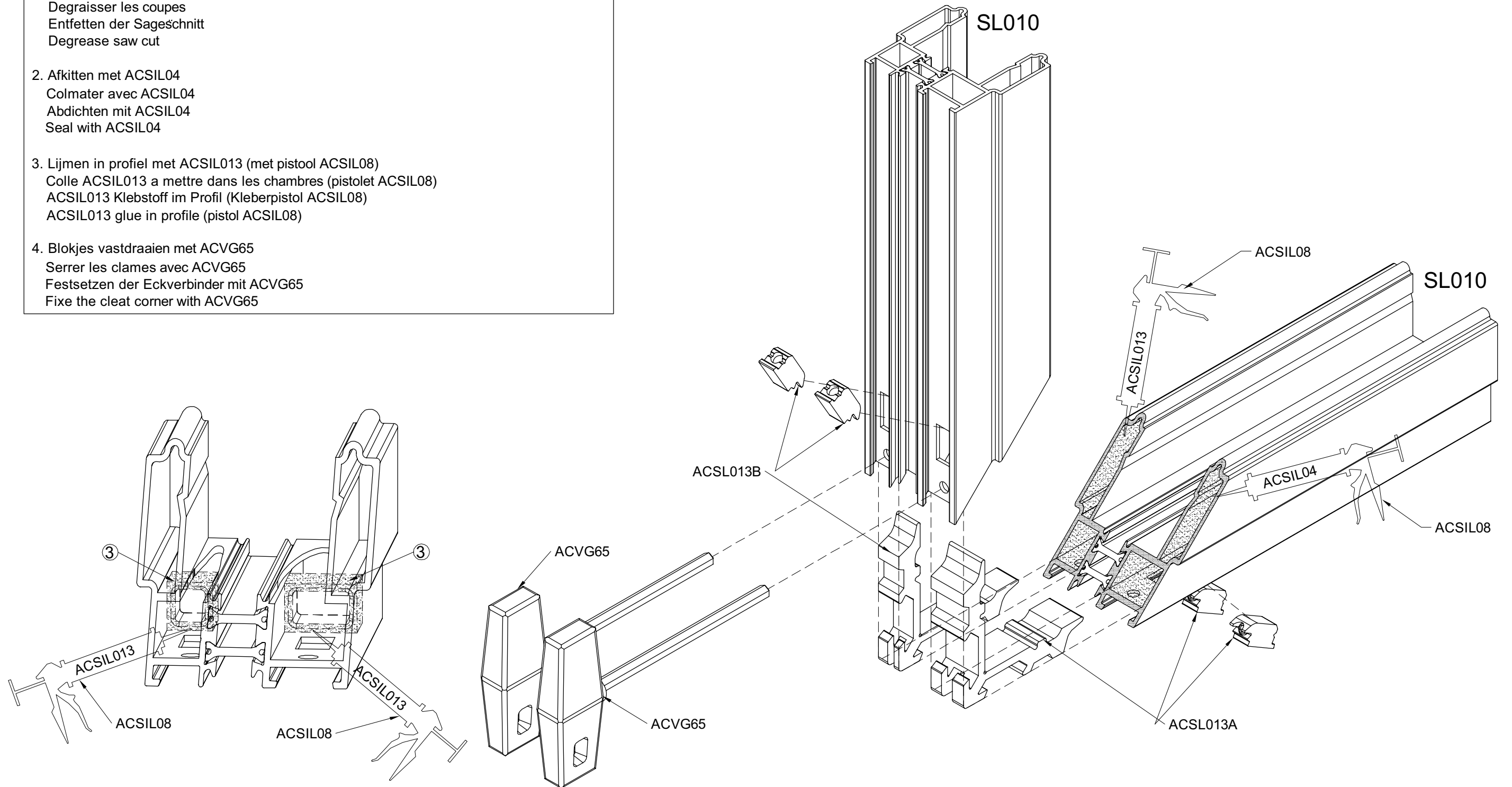


monacsl1140

MONTAGE SCHROEFHOEK VOOR SL010  
MONTAGE CLAME A VISSER POUR SL010  
AUFSTELLEN ECKVERBINDER SCHRAUBBAR FÜR SL010  
ASSEMBLY SQUARE COUPLING JOINT FOR SL010

WERKTEKENINGEN - DESSINS DE CONSTRUCTION - KONSTRUKTIONZEICHNUNGEN - CONSTRUCTION DRAWINGS

1. Ontvetten van zaagsnede  
Degraisser les coupes  
Entfetten der Sageschnitt  
Degrease saw cut
2. Afkitten met ACSIL04  
Colmater avec ACSIL04  
Abdichten mit ACSIL04  
Seal with ACSIL04
3. Lijmen in profiel met ACSIL013 (met pistool ACSIL08)  
Colle ACSIL013 a mettre dans les chambres (pistolet ACSIL08)  
ACSIL013 Klebstoff im Profil (Kleberpistol ACSIL08)  
ACSIL013 glue in profile (pistol ACSIL08)
4. Blokjes vastdraaien met ACVG65  
Serrer les clames avec ACVG65  
Festsetzen der Eckverbinder mit ACVG65  
Fixe the cleat corner with ACVG65

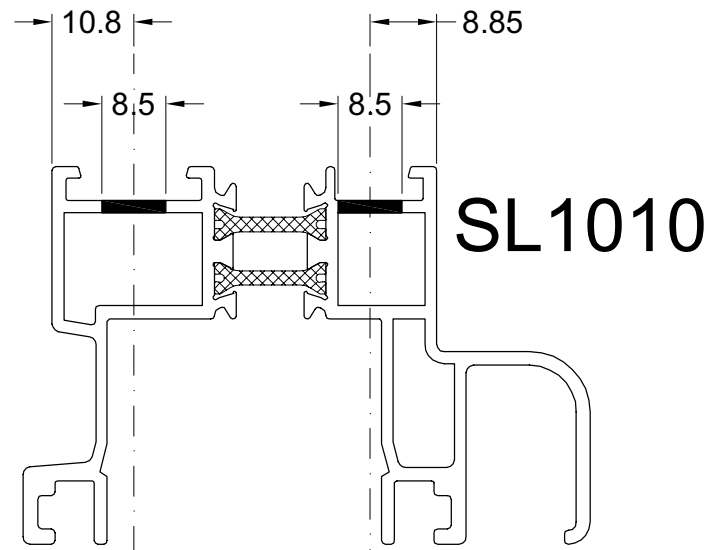


hoek



MONTAGE SCHROEFHOEK VOOR SL1010  
MONTAGE CLAME A VISSER POUR SL1010  
AUFSTELLEN ECK SCHRAUBBAR FUR SL1010  
ASSEMBLY SCREWING CORNER FOR SL1010

WERKTEKENINGEN - DESSINS DE CONSTRUCTION - KONSTRUKTIONZEICHNUNGEN - CONSTRUCTION DRAWINGS

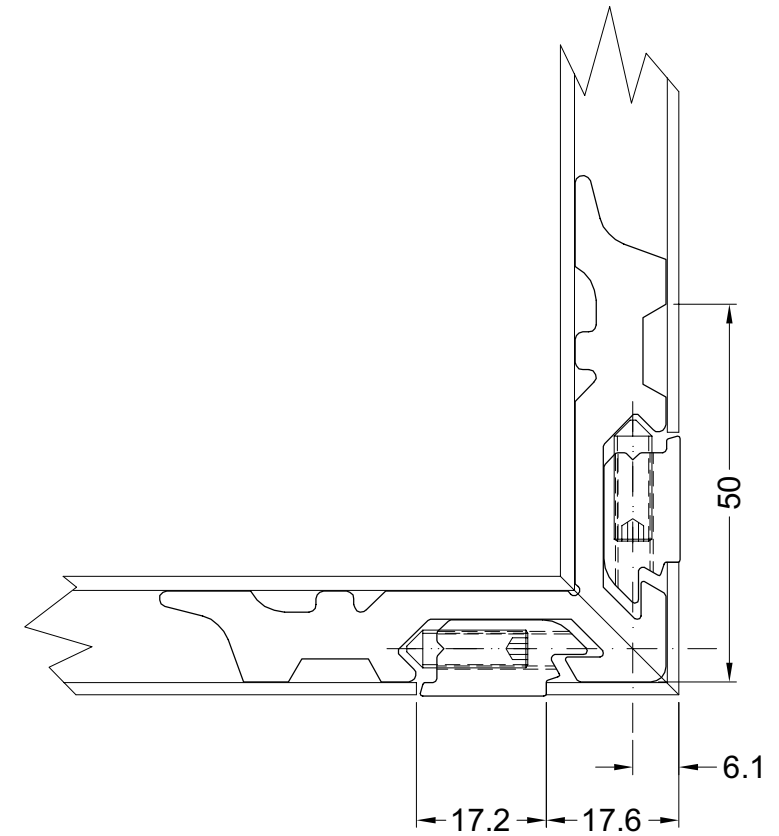
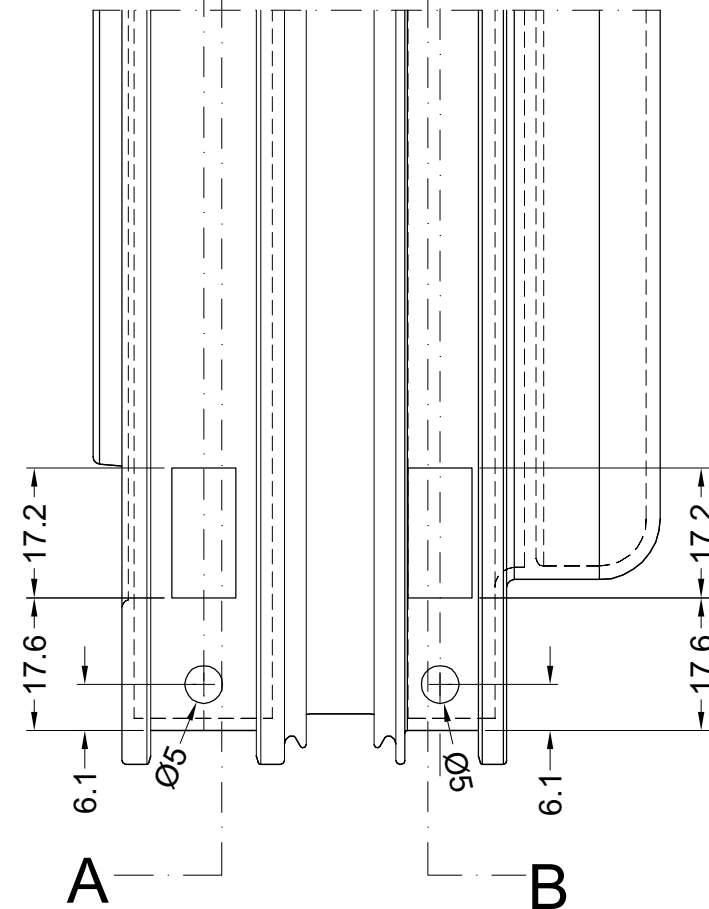
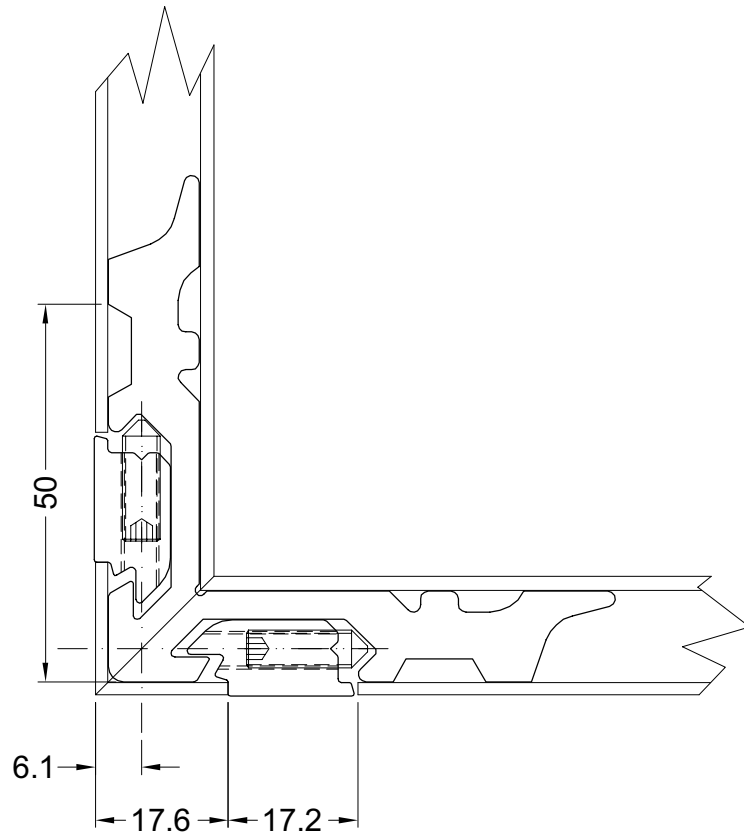


SL1010

COUPE A-A

A B

COUPE B-B

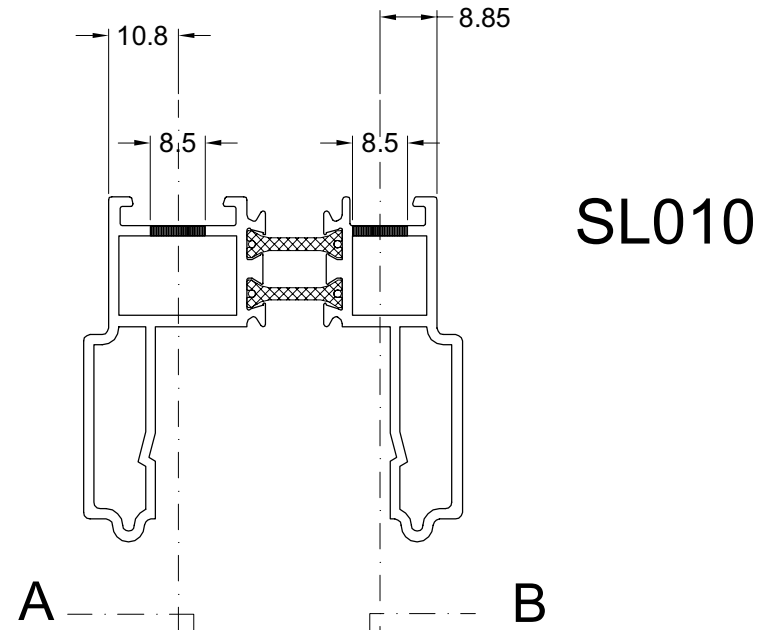
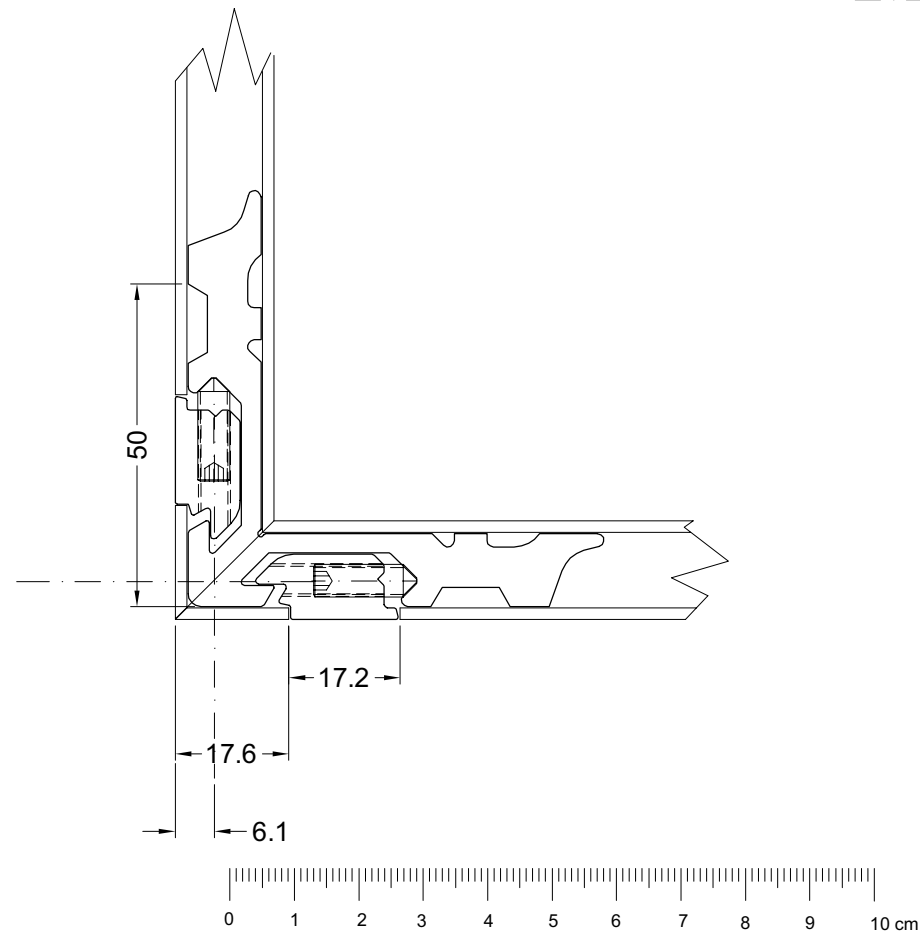




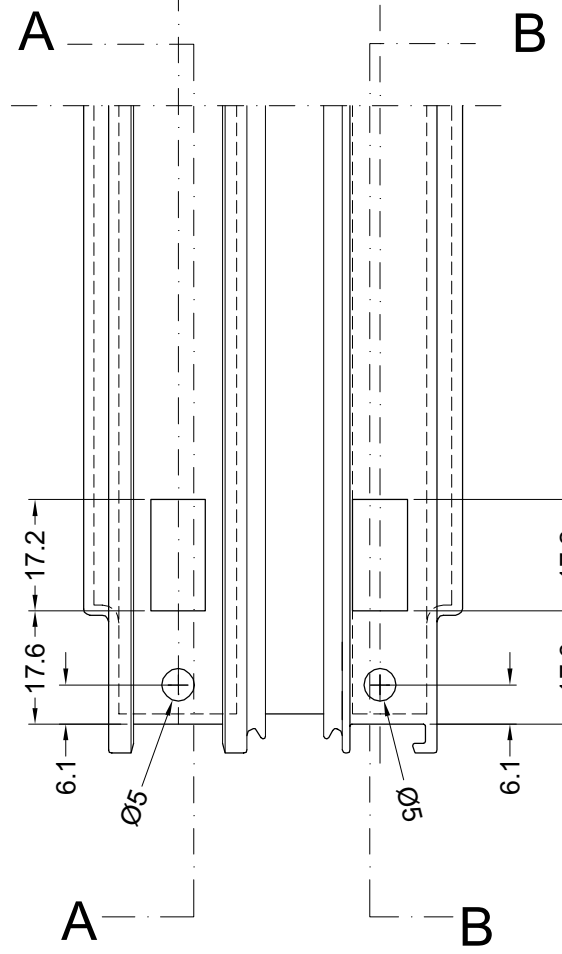
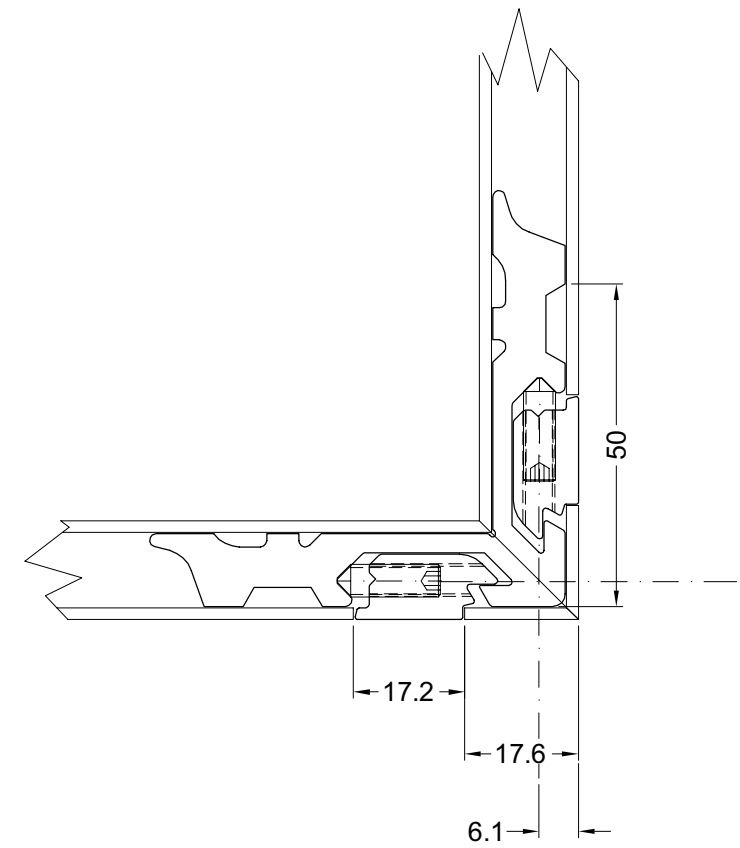
MONTAGE SCHROEFHOEK VOOR SL010  
MONTAGE CLAME A VISSER POUR SL010  
AUFSTELLEN ECK SCHRAUBBAR FÜR SL010  
ASSEMBLY SCREWING CORNER FOR SL010

WERKTEKENINGEN - DESSINS DE CONSTRUCTION - KONSTRUKTIONZEICHNUNGEN - CONSTRUCTION DRAWINGS

COUPE A-A



COUPE B-B

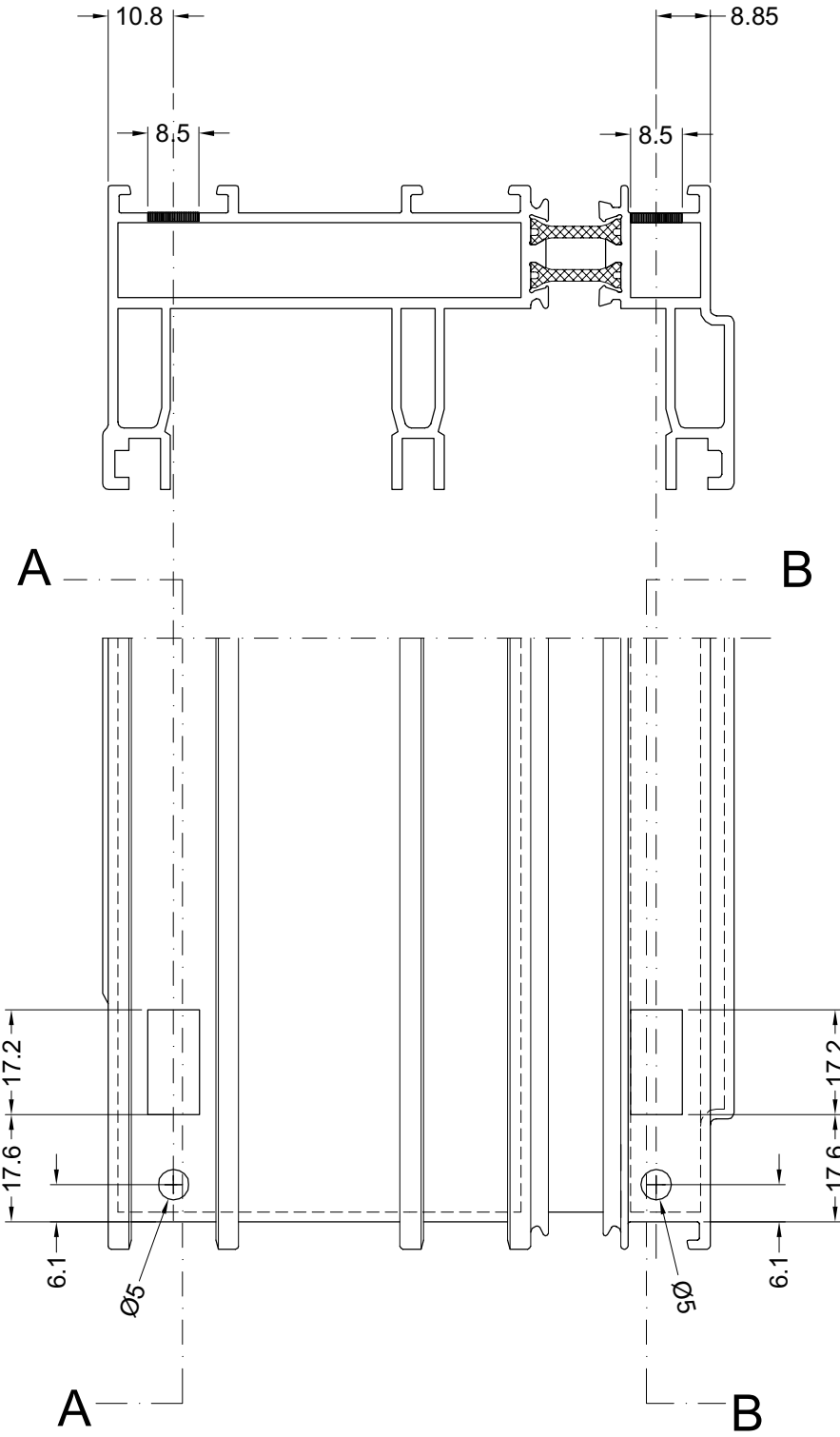
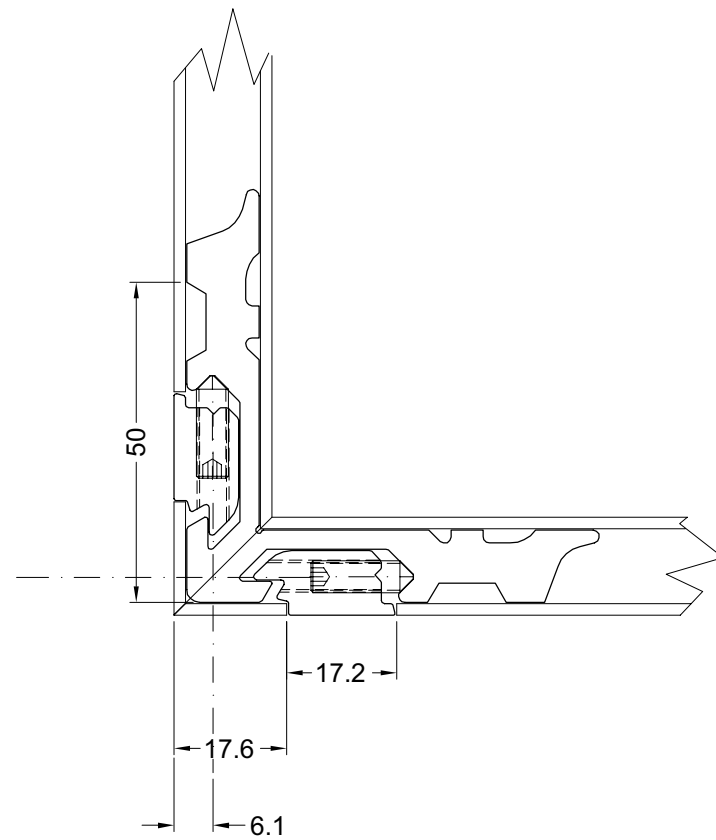


MONTAGE SCHROEFHOEK VOOR SL310  
MONTAGE CLAME A VISSER POUR SL310  
AUFSTELLEN ECK SCHRAUBBAR FÜR SL310  
ASSEMBLY SCREWING CORNER FOR SL310

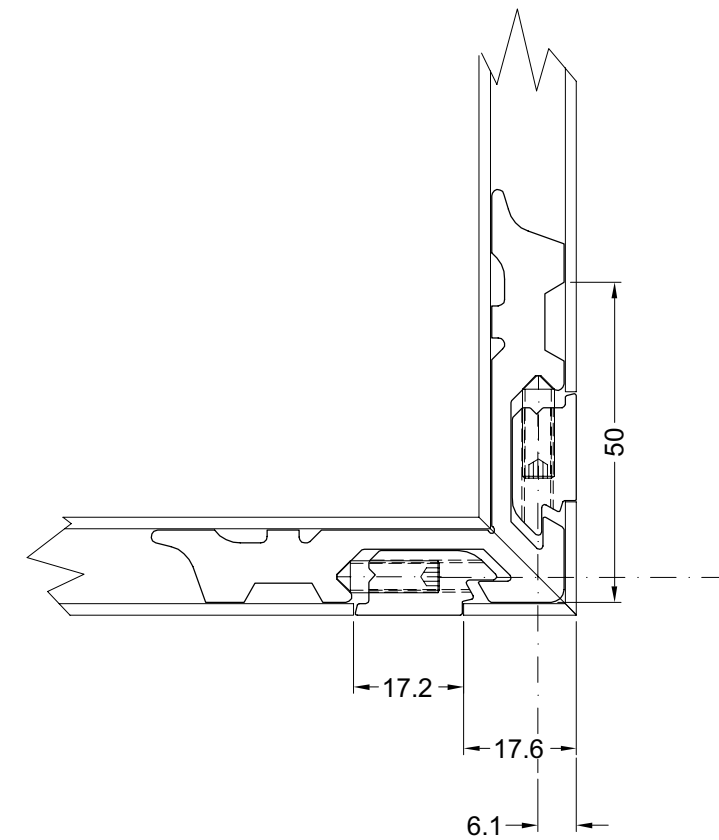
WERKTEKENINGEN - DESSINS DE CONSTRUCTION - KONSTRUKTIONZEICHNUNGEN - CONSTRUCTION DRAWINGS

SL310

COUPE A-A

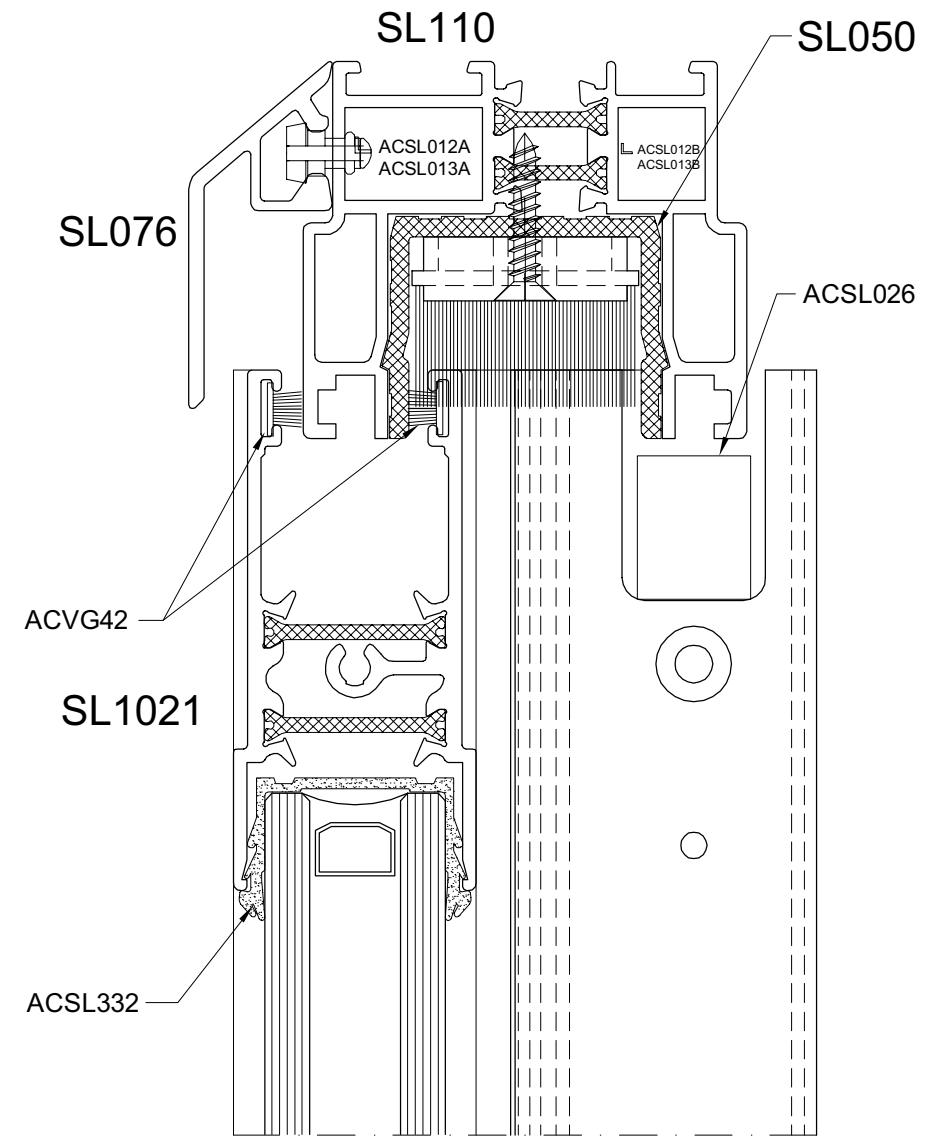
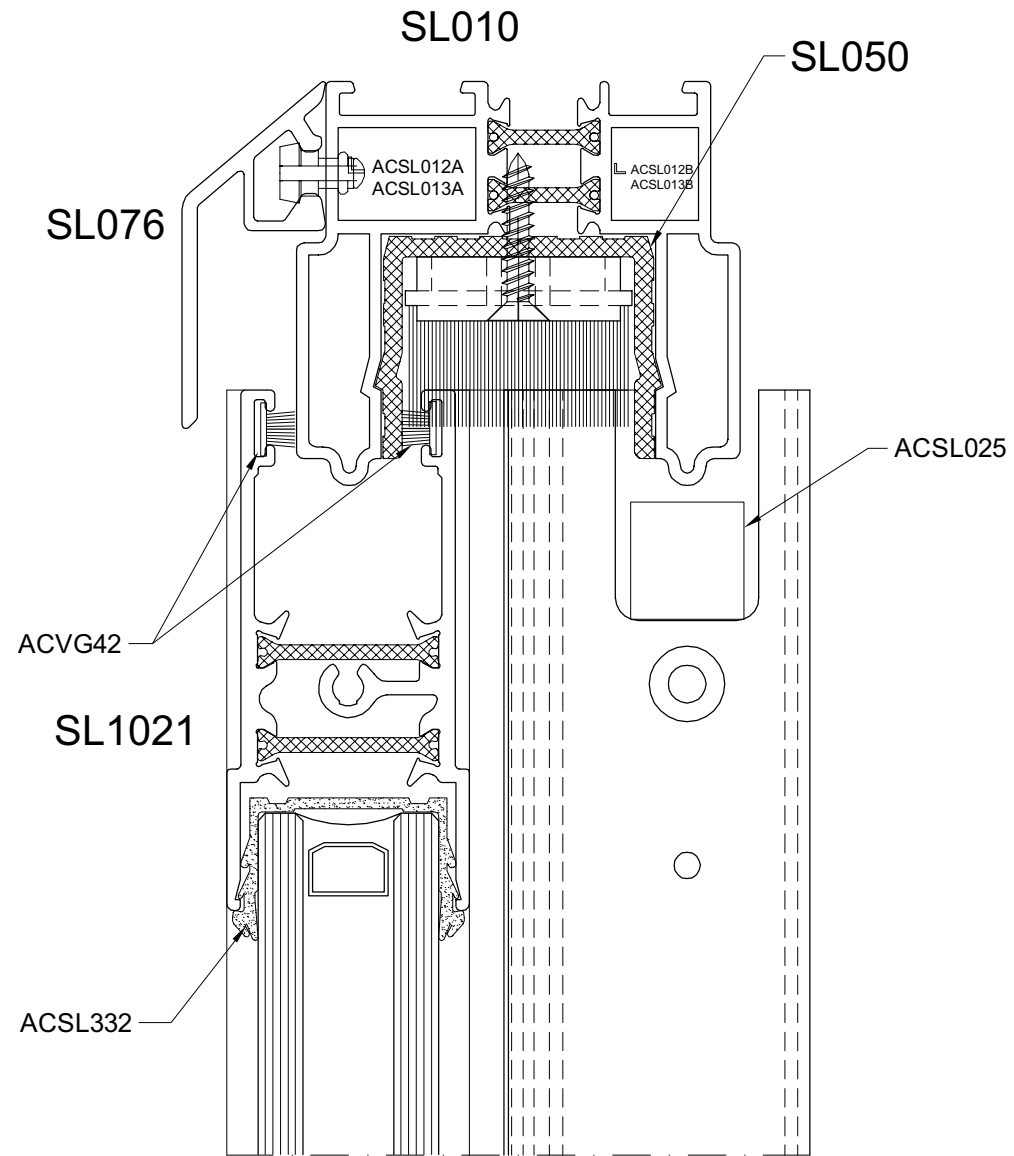


COUPE B-B



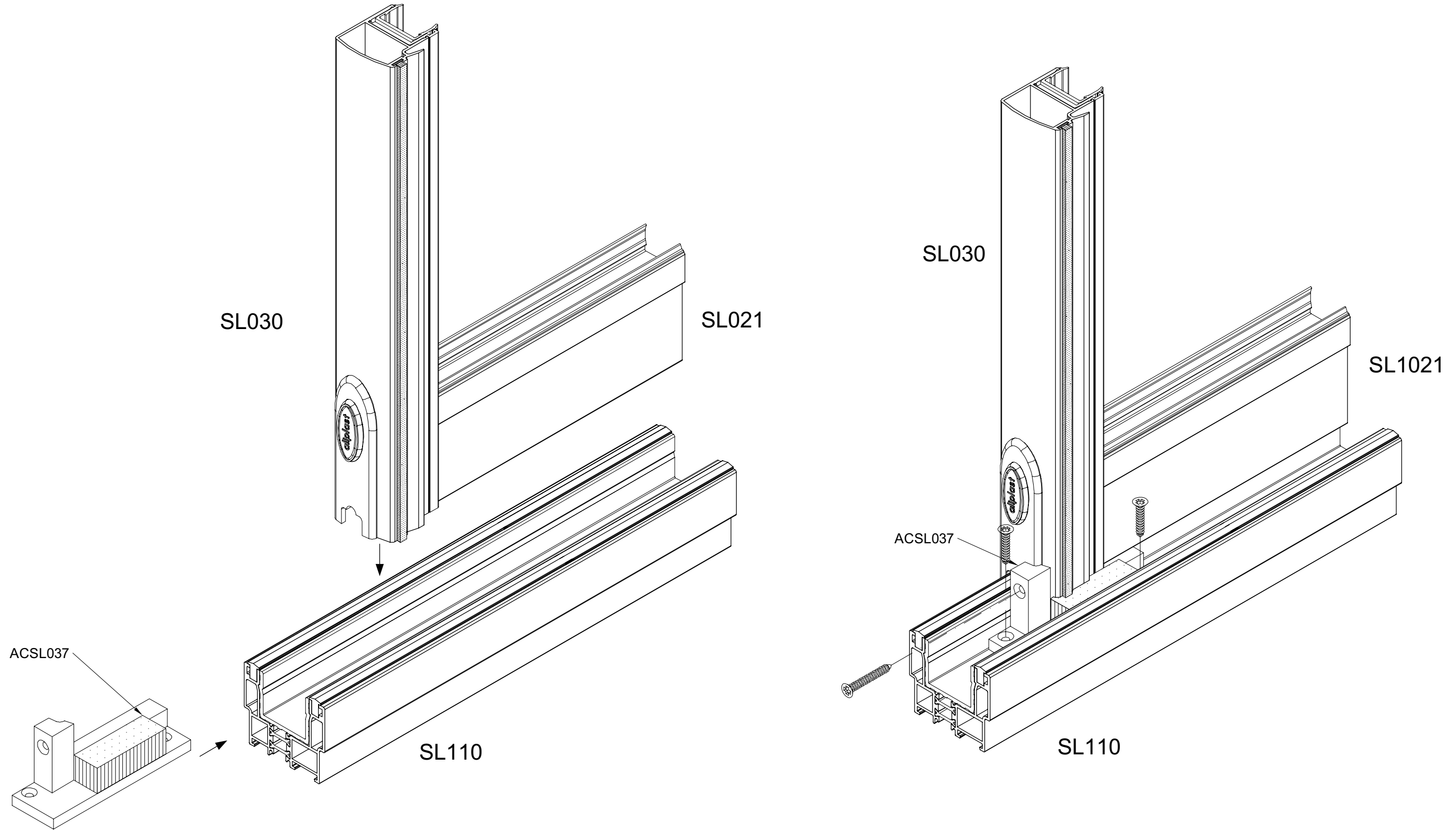
MONTAGE ANTI-UITHEFSTUK ACSL025 EN ACSL026  
MONTAGE PIECE ANTI-DEGONDAGE ACSL025 ET ACSL026  
AUFSTELLEN AUSHEBE SPERRE ACSL025 UND ACSL026  
ASSEMBLY LIFT-OUT SECURITY ACSL025 AND ACSL026

WERKTEKENINGEN - DESSINS DE CONSTRUCTION - KONSTRUKTIONZEICHNUNGEN - CONSTRUCTION DRAWINGS



MONTAGE STEUN VOOR VASTE KADER ACSL037  
MONTAGE SUPPORT POUR CADRE FIXE ACSL037  
AUFSTELLEN KLOTZ FÜR FESTE RAHMEN ACSL037  
ASSEMBLY SUPPORT FOR FIXED FRAME ACSL037

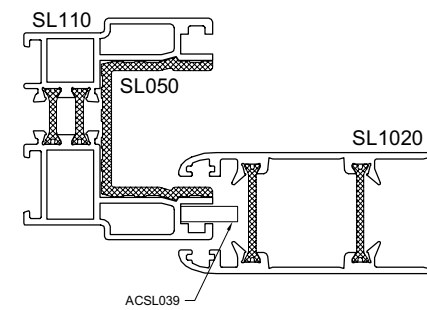
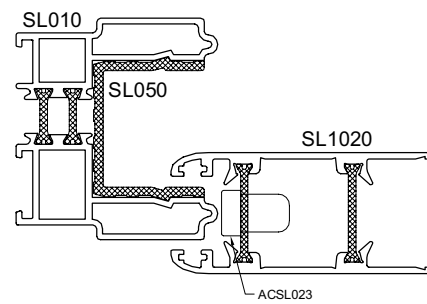
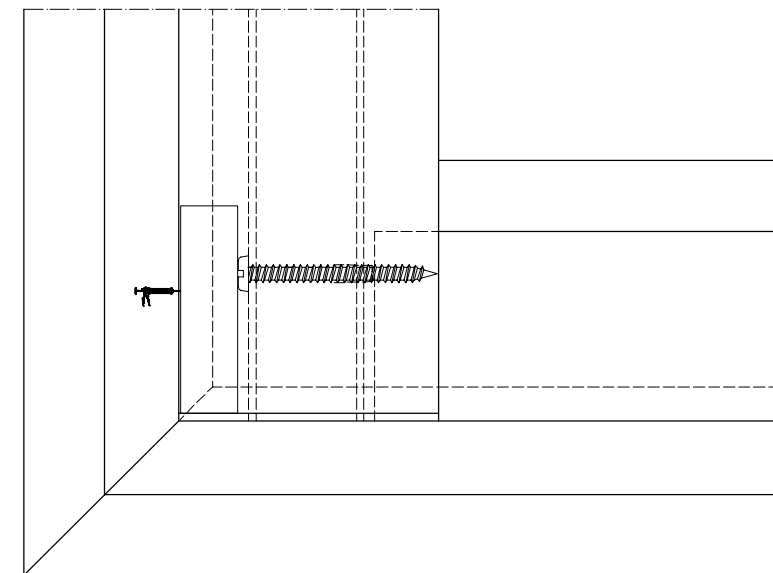
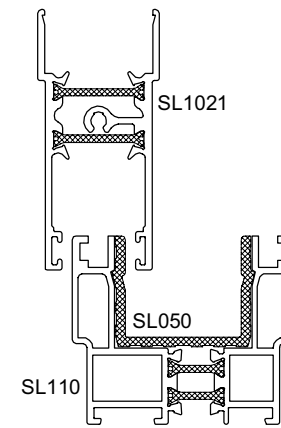
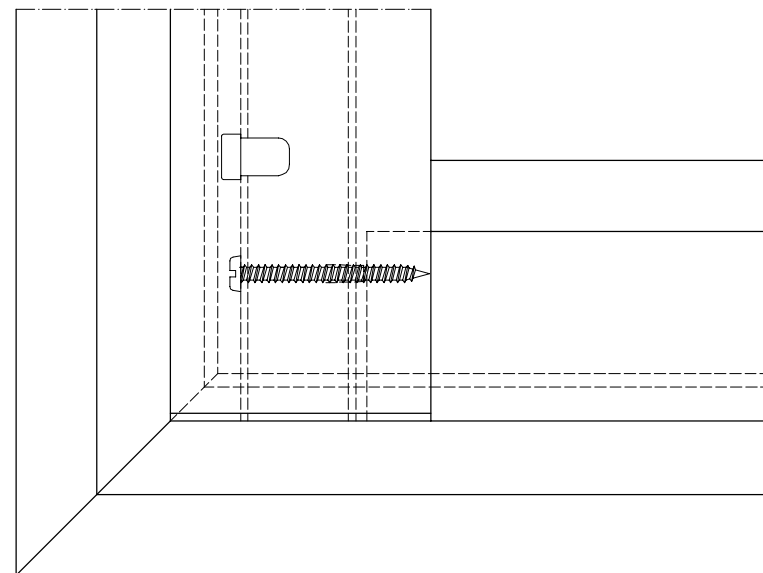
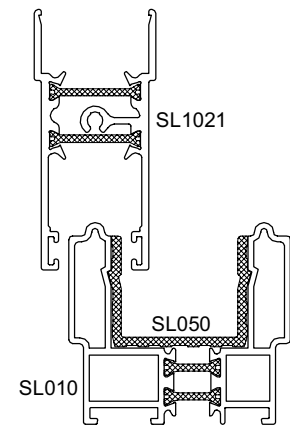
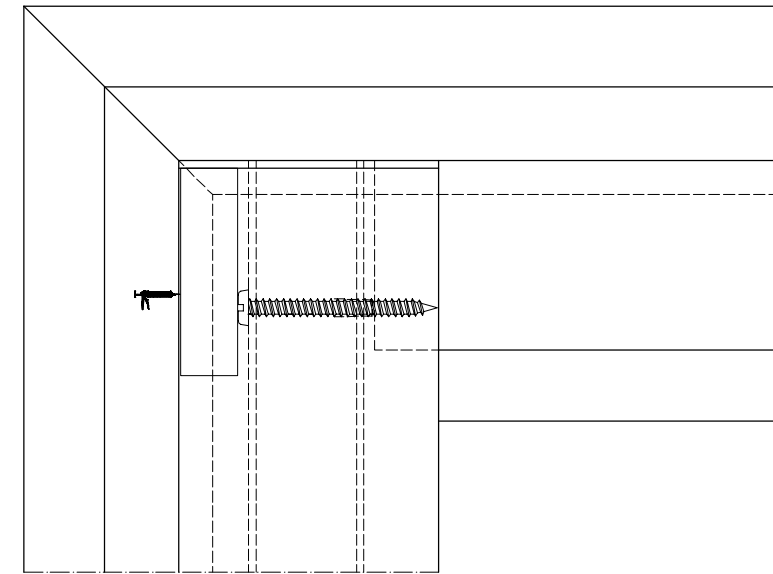
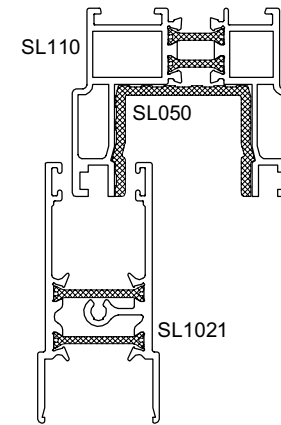
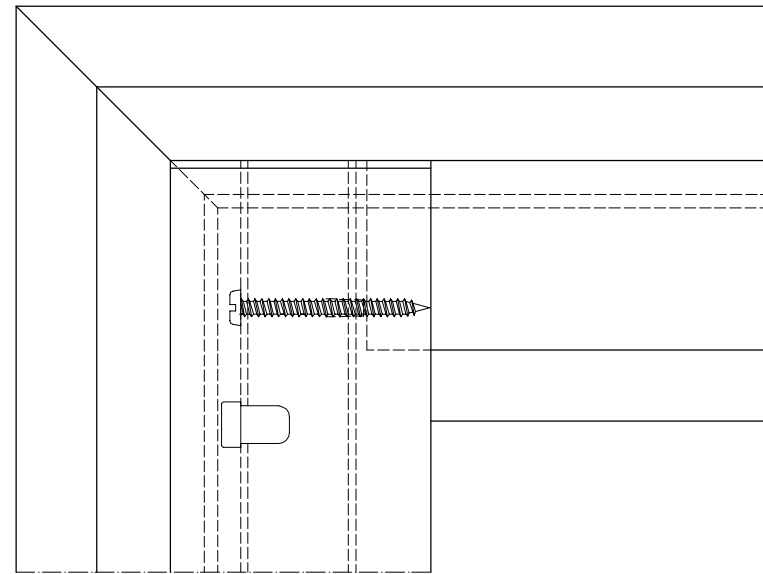
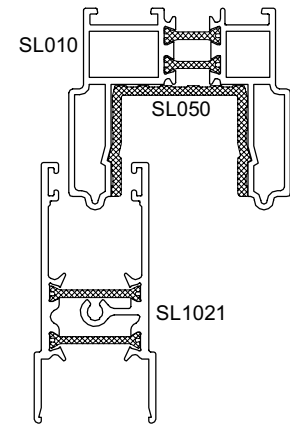
WERKTEKENINGEN - DESSINS DE CONSTRUCTION - KONSTRUKTIONZEICHNUNGEN - CONSTRUCTION DRAWINGS



ACSL037

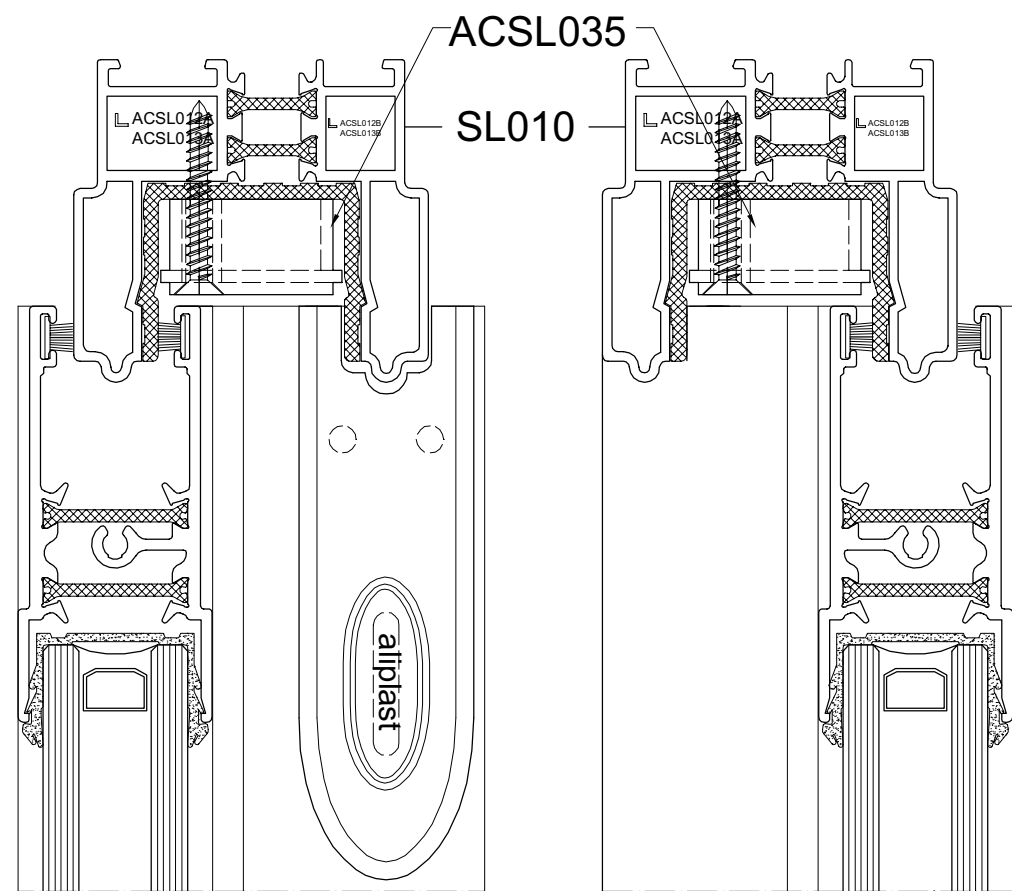
MONTAGE BLOKKAGE VOOR VASTE KADER  
MONTAGE BLOC POUR CADRE FIXE  
AUFSTELLEN BLOCK FÜR FESTE RAHMEN  
ASSEMBLY BLOCK FOR FIXED FRAME

WERKTEKENINGEN - DESSINS DE CONSTRUCTION - KONSTRUKTIONZEICHNUNGEN - CONSTRUCTION DRAWINGS



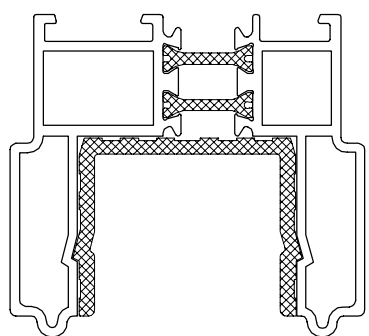
POSITIE ACSL035  
POSITION ACSL035  
POSITION ACSL035  
POSITION ACSL035

WERKTEKENINGEN - DESSINS DE CONSTRUCTION - KONSTRUKTIONZEICHNUNGEN - CONSTRUCTION DRAWINGS

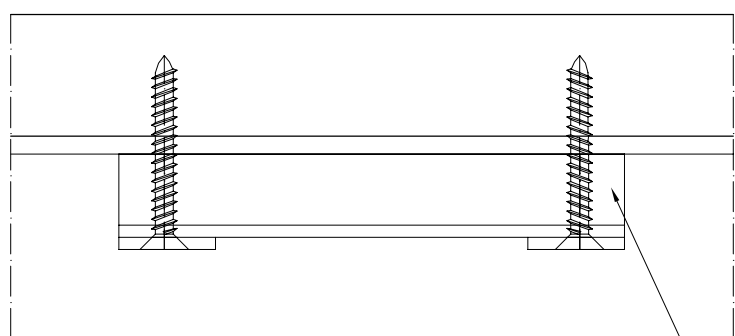


DOORSNEDEAA

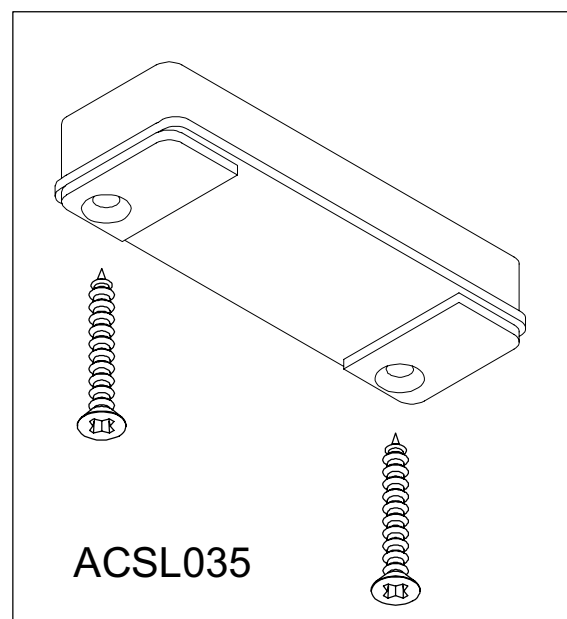
DOORSNEDEBB



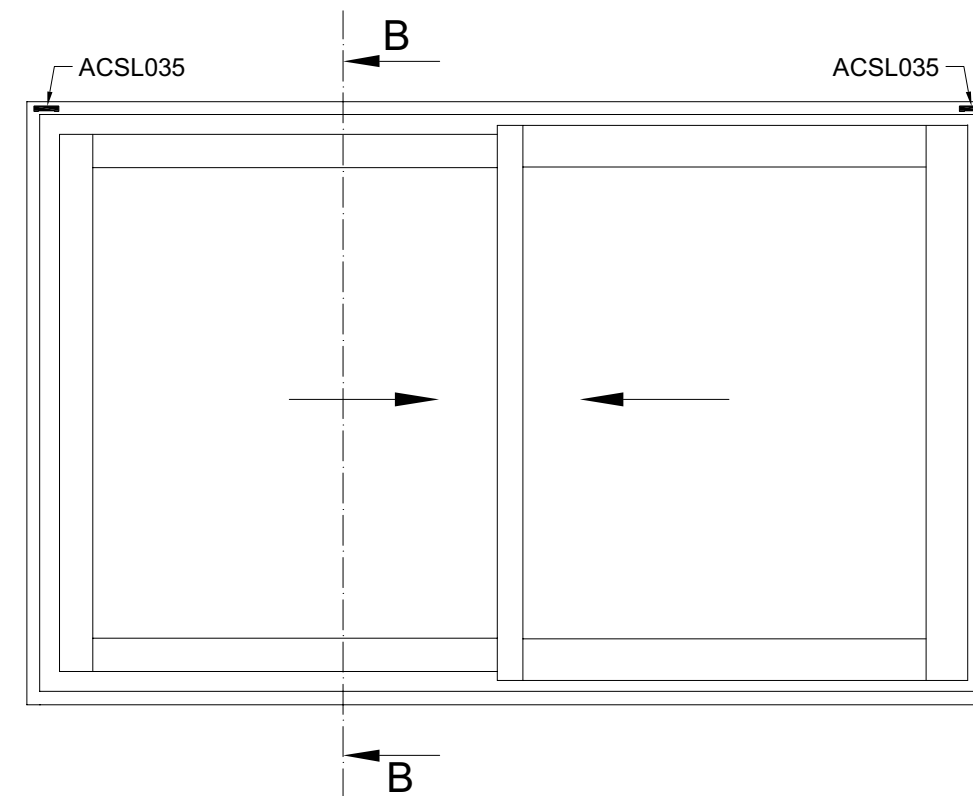
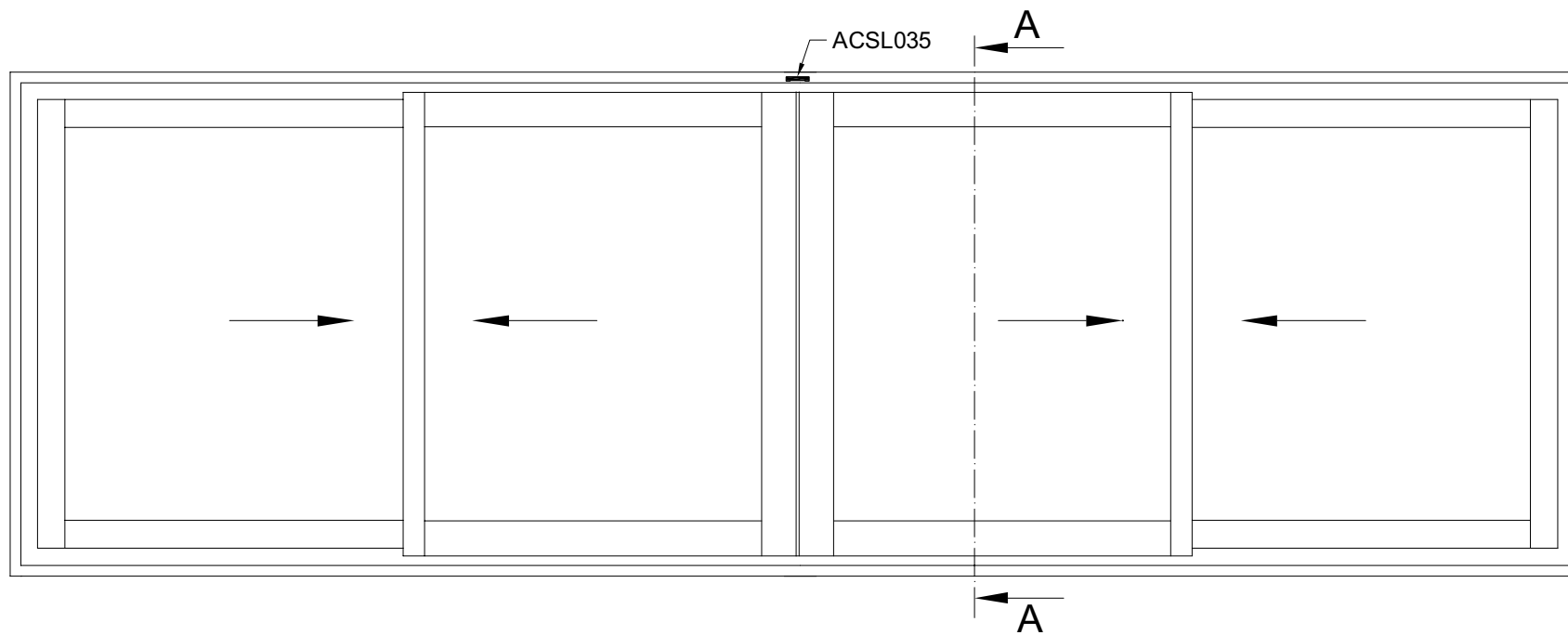
SL010



ACSL035

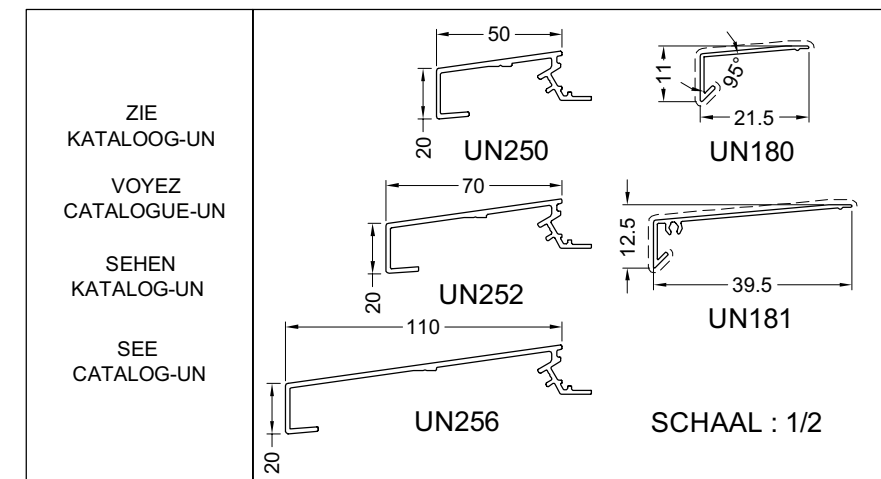
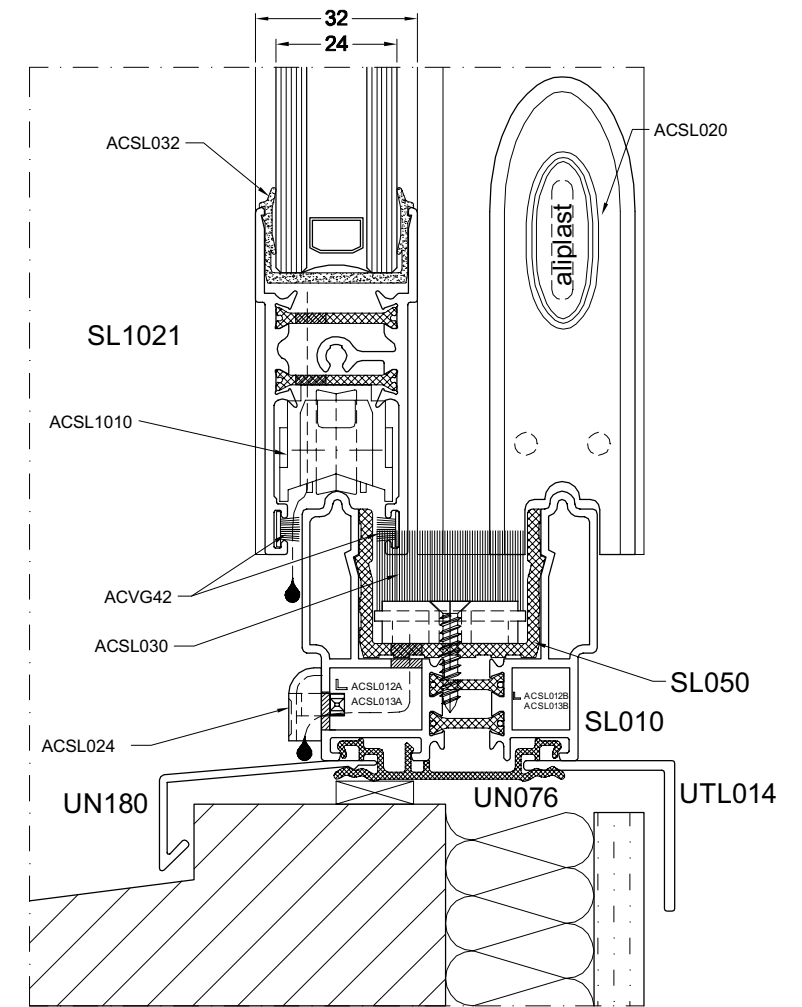
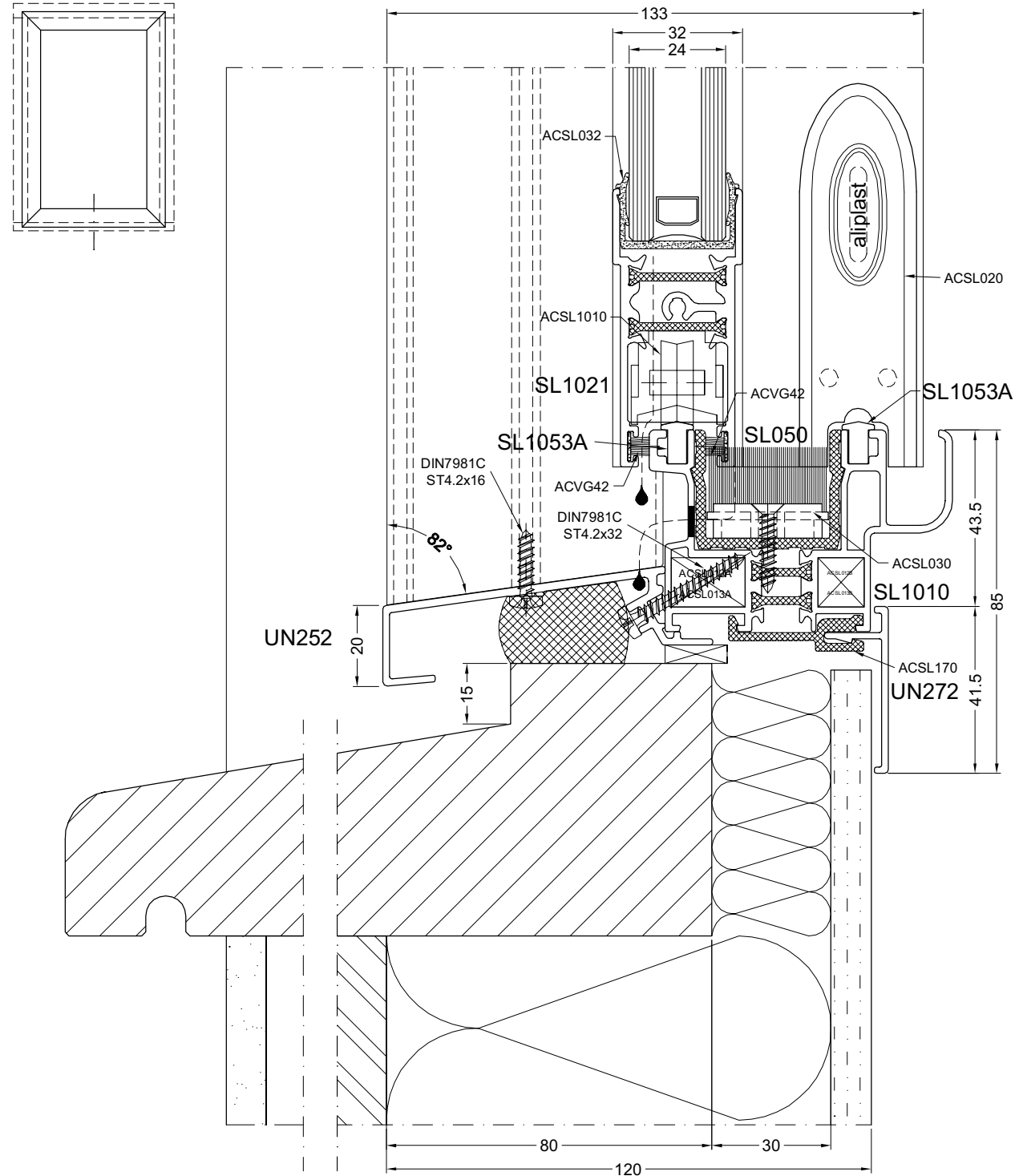


ACSL035



SL+UN  
SL+UN  
SL+UN  
SL+UN

WERKTEKENINGEN - DESSINS DE CONSTRUCTION - KONSTRUKTIONZEICHNUNGEN - CONSTRUCTION DRAWINGS



un

