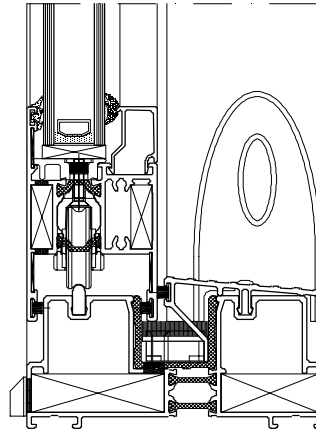


# superglide

SCHUIFRAMEN EN DEUREN  
FENETRES ET PORTE COULISSANTES  
SCHIEBEFENSTER UND SCHIEBETUREN  
SLIDING WINDOWS AND SLIDING DOORS



**SGa**

PROFIELEN \_\_\_\_\_ P. 17

PROFILS  
PROFILE  
PROFILES

**SGb**

TOEBEHOREN \_\_\_\_\_ P. 37

ACCESSOIRES  
ZUBEHORTEILE  
ACCESSORIES

**SGc**

DOORSNEDEN \_\_\_\_\_ P. 63

COUPES  
SCHNITT  
SECTIONS

**SGd**

STATICA \_\_\_\_\_ P. 119

STATIQUE  
STATIK  
STATICS

**SGe**

ZAAGTABELLEN \_\_\_\_\_ P. 127

TABLES DE SCIAGES  
ZUSCHNITT-TABELLEN  
SAWING TABLES

**SGf**

WERKTEKENINGEN \_\_\_\_\_ P. 139

DESSINS DE CONSTRUCTION  
KONSTRUKTIONZEICHNUNGEN  
CONSTRUCTION DRAWINGS

## AFKORTINGEN / ABBREVIATIONS / ABKURZUNGEN / ABBREVIATIONS

BR = BRUT - BRUT - ROH - BRUT

AN = GEANODISEERD - ANODISE - ELOXIERT - ANODISED

AN (■) = GELAKT - LAQUE - LACKIERT - LACQUERED -- RAL9006M

KL = STANDAARDKLEUREN - COULEURS STANDARDS - BASIS FARBEN - BASIC COLORS

GS = SPECIAAL GEMOFFELD - LAQUE SPECIAL - SPECIALFARBE - SPECIAL COLOR

Z = ZWART - NOIR - SCHWARZ - BLACK

W = WIT - BLANC - WEISS - WHITE

De tekeningen die voorgesteld zijn op schaal 1:1, kunnen kleine maatafwijkingen vertonen, te wijten aan de reproductietechniek van deze catalogoog.

Les dessins représentés à l'échelle 1 peuvent avoir de légères variations dimensionnelles dues aux techniques de reproduction de ce catalogue.

Die Zeichnungen im Maßstab 1:1 können aus technischen Reproduktionsgründen leichte Messungschwankungen darstellen.

The drawings represented on a scale 1 basis may have light dimensional variations due to the reproduction of the manual.

<b>BUITENKADERS</b>	P. 17
PROFILS D'ENCADREMENT KADERPROFILE OUTER FRAMES	
<b>VLEUGELPROFIELEN</b>	P. 21
OUVRANTS FLUGELPROFILE VENT PROFILES	
<b>TUSSENSTIJLEN</b>	P. 22
MAUCLAIRS DICHTUNGSPROFIL MIDDLE POST	
<b>TUSSENREGELS</b>	P. 23
TRAVERS SPROSSENPROFILE TRANSOMS	
<b>MIDDENSTIJLEN</b>	P. 25
PROFILS CHICANE WECHSELPROFIL CHICANES	
<b>DREMPELPROFIELEN</b>	P. 26
PROFILS DE SEUIL SCHWELLE SILLS	
<b>KOPPELPROFIELEN</b>	P. 28
COUPLAGES KUPPLUNG COUPLING MULLIONS	
<b>U-PROFIELEN</b>	P. 30
PROFIL EN U U-PROFILE U-BAR	
<b>GLASLATTEN</b>	P. 31
LATTES A VITRAGE GLASLEISTE GLAZING BEADS	
<b>DIVERSE PROFIELEN</b>	P. 34
PROFILS DIVERS DIVERS PROFIEN VARIED PROFILES	

## SCHUIFRAMEN \_\_\_\_\_ P. 63

FENETRES COULISSANTESS  
SCHIEBEFENSTER  
SLIDING WINDOW

## MONORAIL \_\_\_\_\_ P. 103

MONORAIL  
MONORAIL  
MONORAIL

## GLASTABELLEN \_\_\_\_\_ P. 117

TABLEAU DE VERRE  
GLASTABELLE  
GLASSTABLE

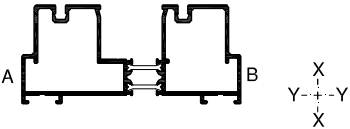
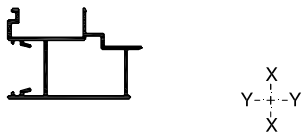
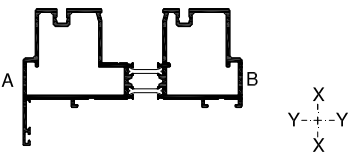


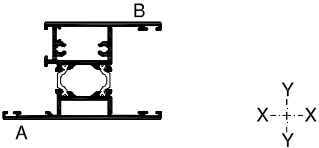
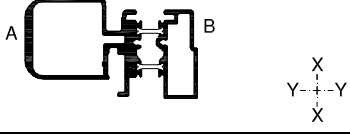
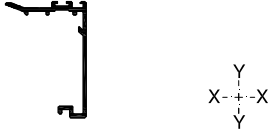
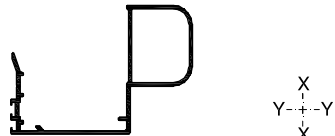
2 VLEUGELIG SCHUIFRAAM _____	P. 127
FENETRE COULISSANTE 2 VANTAUX SCHIEBEFENSTER 2 FLUGEL DOUBLE SLIDING WINDOW	
3 VLEUGELIG SCHUIFRAAM _____	P. 129
FENETRE COULLISANTE 3 VANTAUX SCHIEBEFENSTER 3 FLUGEL SLIDING WINDOW WITH 3 PANELS	
4 VLEUGELIG SCHUIFRAAM _____	P. 132
FENETRE COULISSANTE 4 VANTAUX SCHIEBEFENSTER 4 FLUGEL SLIDING WINDOW WITH 4 PANELS	
6 VLEUGELIG SCHUIFRAAM _____	P. 133
FENETRE COULISSANTE 6 VANTAUX SCHIEBEFENSTER 6 FLUGEL SLIDING DOOR WITH 6 PANELS	
MONORAIL _____	P. 135
MONORAIL MONORAIL MONORAIL	

<b>KOPPELINGEN</b> _____	P. 139
COUPLAGES KUPPLUNGEN COUPLINGS	
<b>MONTAGE SCHROEFHOEK VOOR SG010</b> _____	P. 140
MONTAGE CLAME A VISSER POUR SG010 MONTAGE ECKVERBINDER SCHRAUBBAR FUR SG010 MONTAGE SQUARE COUPLING JOINT FOR SG010	
<b>MONTAGE MONORAIL</b> _____	P. 142
MONTAGE MONORAIL MONTAGE MONORAIL MONTAGE MONORAIL	
<b>MONTAGE ACSG018</b> _____	P. 144
MONTAGE ACSG018 MONTAGE ACSG018 MONTAGE ACSG018	
<b>MONTAGE ACSG020</b> _____	P. 145
MONTAGE ACSG020 MONTAGE ACSG020 MONTAGE ACSG020	
<b>MONTAGE ACSG044</b> _____	P. 146
MONTAGE ACSG044 MONTAGE ACSG044 MONTAGE ACSG044	
<b>MONTAGE ACSG110</b> _____	P. 147
MONTAGE ACSG110 MONTAGE ACSG110 MONTAGE ACSG110	
<b>MONTAGE ACSL023 / ACSL024</b> _____	P. 148
MONTAGE ACSL023 / ACSL024 MONTAGE ACSL023 / ACSL024 MONTAGE ACSL023 / ACSL024	
<b>MONTAGE T-PROFIEL</b> _____	P. 149
MONTAGE TRAVERS MONTAGE SEALING DOUBLE CASEMENT	
<b>MONTAGE PENTALOCK</b> _____	P. 150
MONTAGE PENTALOCK MONTAGE PENTALOCK MONTAGE PENTALOCK	
<b>MONTAGE INBRAAKVERTRAGENDE PENTALOCK</b> _____	P. 151
MONTAGE PENTALOCK ANTI EFFRACTION MONTAGE PENTALOCK EINBRUCHHEMMEND MONTAGE BURGLARY PROOF PENTALOCK	

<b>UITSPARING VOOR ONTWATERING</b> _____	<b>P. 152</b>
ENTAILLE POUR ECOULEMENT D'EAU EINBAU FUR ENTWASSERUNG EMBEDDING FOR WATER OUTLET	
<b>UITSPARING VOOR ACSG073</b> _____	<b>P. 153</b>
ENTAILLE POUR ACSG073 EINBAU FUR ACSG073 EMBEDDING FOR ACSG073	
<b>UITSPARING VOOR ACVG156 IN 3-DELIG SCHUIFRAAM</b> _____	<b>P. 154</b>
ENTAILLE POUR ACVG156 DANS 3 VANTAUX COULISSANTS EINBAU FUR ACVG156 IN 3 FLUGEL SCHIEBEFENSTER EMBEDDING FOR ACVG156 IN 3 PANEL SLIDING WINDOW	
<b>UITSPARING VOOR ACVG256</b> _____	<b>P. 155</b>
ENTAILLE POUR ACVG256 EINBAU FUR ACVG256 EMBEDDING FOR ACVG256	
<b>UITSPARING VOOR ACVG551</b> _____	<b>P. 156</b>
ENTAILLE POUR ACVG551 EINBAU FUR ACVG551 EMBEDDING FOR ACVG551	
<b>UITSPARING VOOR ACVG751</b> _____	<b>P. 157</b>
ENTAILLE POUR ACVG751 EINBAU FUR ACVG751 EMBEDDING FOR ACVG751	
<b>ONTLUCHTING EN ONTWATERING VOOR PRESTATIENIVEAU PA3-PA4</b> ____	<b>P. 158</b>
VENTILATION ET DRAINAGE POUR NIVEAU DE PRESTATIONS PA3-PA4 ENTLUFTUNG UND ENTWASSERUNG FUR LEISTUNG NIVEAU PA3-PA4 VENTILATION AND DRAINING FOR PERFORMANCE LEVEL PA3-PA4	





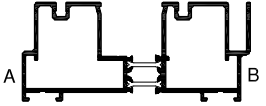

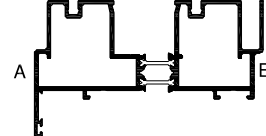

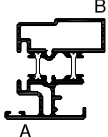

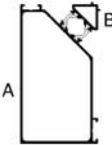

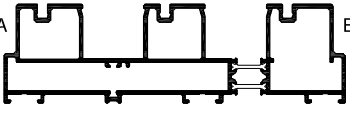

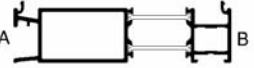





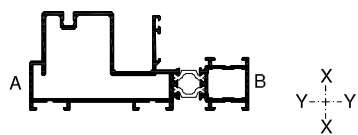
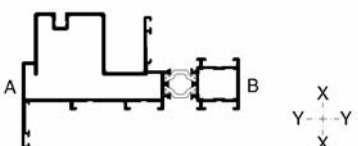
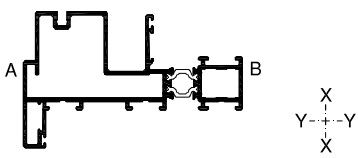
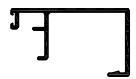





NUMMER NUMERO NUMBER	AFBEELDING IMAGE BILD PICTURE	BLAD PAGE SEITE PAGE	OMTREK PERIM. UMRIB PERIM. mm	MECH. MEC. MECH. MEC. mm	lx (cm4)		LENGTE LONG. LANGE LENGTH	VERP. PER EMB. PAR PACK PR.	BR	AN	KL	GS	M1
					Wx (cm3)	Wy (cm3)							
SG010		17	481	218	112.93 19.47	25.40 9.62	2.3 3.5 4.6 7	2	X	X	X	X	X
SG011		35	349	67	18.19 4.50	9.40 3.30	6.5	2	X	X	X	X	
SG013		17	536	241	126.27 20.73	30.99 7.09	7	2	X	X	X	X	X
SG014		26	272	97	-	-	6.5	2	X	X	X	X	
SG015		26	275	98	-	-	6.5	2	X	X	X	X	
SG020		21	443	158	22.36 8.35	21.45 4.79	2.3 3.5 4.6 7	2	X	X	X	X	X
SG023		22	418	201	67.94 14.23	18.28 6.61	6.5	1	X	X	X	X	X
SG030		25	278	69	12.52 3.27	3.50 1.06	6.5	2	X	X	X	X	
SG031		25	443	193	56.52 11.08	27.34 6.79	6.5	2	X	X	X	X	

BR = BRUT - BRUT - ROH - BRUT  
AN = ANODISATIE - ANODISE - ELOXIERT - ANODISED  
KL = STANDAARDKLEUREN - COULEUR STANDARD - BASIS FARBEN - BASIC COLORS  
GS = GEMOFFELD SPECIAAL - LAQUE SPECIAL - SPECIALFARBE - SPECIAL COLOR  
M1 = BICOLOR - BICOLOR - BICOLOR - BICOLOR

A = BUITEN - EXTERIEUR - AUSSEN - OUTSIDE  
B = BINNEN - INTERIEUR - INNEN - INSIDE

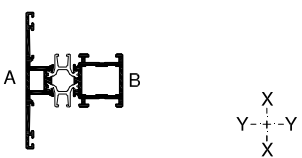
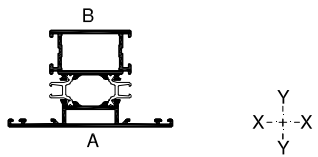
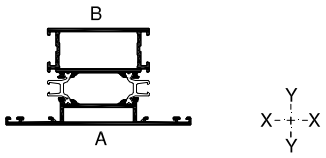
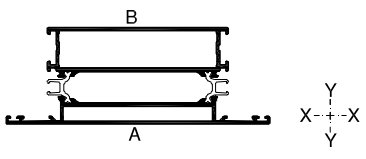
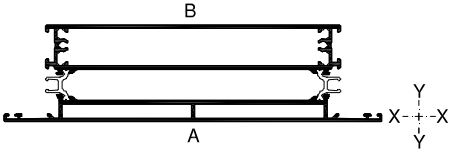
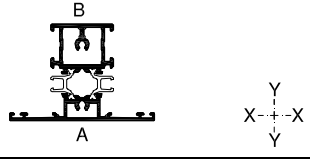



NUMMER NUMERO NUMBER	AFBEELDING IMAGE BILD PICTURE	BLAD PAGE SEITE PAGE	OMTREK PERIM. UMRIB PERIM. mm	MECH. MEC. MECH. MEC. mm	Ix (cm4)		Iy (cm4)		LENGTE LONG. LANGE LENGTH	VERP. PER EMB. PAR PACK PR.	BR	AN	KL	GS	M1
					Wx (cm3)	Wy (cm3)	Wx (cm3)	Wy (cm3)							
SG033		36	176	62	-	-	-	-	6.5	4	X	X	X	X	
SG051	 PVC	36	-	-	-	-	-	-	6.5	-	X				
SG054	 A B 	28	308	196	65.92	3.06	11.11	2.55	6.5	2	X	X	X	X	X
SG110	 A B 	20	545	278	134.43	26.73	21.55	10.18	7	2	X	X	X	X	X
SG113	 A B 	20	600.7	298	150	32.56	24.37	7.32	7	2	X	X	X	X	X
SG140	 A B 	22	354	153	15.47	9.13	5.65	3.28	6.5	2	X	X	X	X	X
SG156	 A B 	29	473.2	181.2	46.09	131.61	13.69	20.64	6.5		X	X	X	X	X
SG210	 A B 	18	718	266	406.57	39.10	43.84	14.47	7	1	X	X	X	X	X
SG557	 A B 	27	427.6	93.1	86.23	6.48	14.46	3.57	6.5		X	X	X	X	X

BR = BRUT - BRUT - ROH - BRUT  
AN = ANODISATIE - ANODISE - ELOXIERT - ANODISED  
KL = STANDAARDKLEUREN - COULEUR STANDARD - BASIS FARBEN - BASIC COLORS  
GS = GEMOFFELD SPECIAAL - LAQUE SPECIAL - SPECIALFARBE - SPECIAL COLOR  
M1 = BICOLOR - BICOLOR - BICOLOR - BICOLOR










NUMMER NUMERO NUMBER	AFBEELDING IMAGE BILD PICTURE	BLAD PAGE SEITE PAGE	OMTREK PERIM. UMRIB PERIM. mm	MECH. MEC. MECH. MEC. mm	lx (cm4)		LENGTE LONG. LANGE LENGTH	VERP. PER EMB. PAR PACK PR.	BR	AN	KL	GS	M1
					Wy (cm3)	Wy (cm3)							
<b>SG610</b>		18	565.2	234.1	101.12	20.00	6.5	1	X	X	X	X	X
					16.48	6.53							
<b>SG611</b>		19	620.8	248.5	112.88	24.37	6.5	1	X	X	X	X	X
					17.58	6.15							
<b>SG613</b>		19	614.5	256.3	149.01	38.37	6.5	1	X	X	X	X	X
					20.17	10.05							
<b>SG614</b>		26	311.2	101.7	-	-	6.5	6	X	X	X	X	
<b>SG615</b>		26	259.1	90	-	-	6.5		X	X	X	X	
<b>IP066</b>		33	182.8	50	-	-	6.5	6	X	X	X	X	
<b>IP564</b>		33	111.2	48	-	-	6.5	6	X	X	X	X	
<b>SP065</b>		33	201.8	59.4	-	-	6.5	6	X	X	X	X	
<b>SR014</b>		35	109	28.5	-	-	3.5 7	10	X	X	X	X	

BR = BRUT - BRUT - ROH - BRUT  
AN = ANODISATIE - ANODISE - ELOXIERT - ANODISED  
KL = STANDAARDKLEUREN - COULEUR STANDARD - BASIS FARBEN - BASIC COLORS  
GS = GEMOFFELD SPECIAAL - LAQUE SPECIAL - SPECIALFARBE - SPECIAL COLOR  
M1 = BICOLOR - BICOLOR - BICOLOR - BICOLOR

A = BUITEN - EXTERIEUR - AUSSEN - OUTSIDE  
B = BINNEN - INTERIEUR - INNEN - INSIDE

NUMMER NUMERO NUMBER	AFBEELDING IMAGE BILD PICTURE	BLAD PAGE SEITE PAGE	OMTREK PERIM. UMRIB PERIM. mm	MECH. MEC. MECH. mm	Ix (cm4)	Iy (cm4)	LENGTE LONG. LANGE LENGTH	VERP. PER EMB. PAR PACK PR.	BR	AN	KL	GS	M1
					Wx (cm3)	Wy (cm3)							
TL030		23	443.8	108	14.00 4.56	8.31 2.31	2.15 3.25 4.35 6.5	2	X	X	X	X	X
TL031		23	475.5	152	17.63 5.86	17.71 4.07	2.15 3.25 6.5	2	X	X	X	X	X
TL032		23	497.5	161	20.20 6.79	28.23 5.76	2.15 3.25 4.35 6.5	2	X	X	X	X	X
TL033		24	578.8	245	30.18 10.31	105.47 15.07	6.5	1	X	X	X	X	X
TL034		24	700.4	365	48.46 16.76	393.22 39.32	1.08 6.5	1	X	X	X	X	X
TL130		23	455.1	118,8	17.16 5.87	10.84 2.82	6.5	2	X	X	X	X	X
UTL005		30	116	116	-	-	6	6	X	X	X	X	
UTL029		30	136	136	-	-	6	6	X	X	X	X	
VG32		36	160.3	98	-	-	5.4	10	X	X	X	X	

BR = BRUT - BRUT - ROH - BRUT  
AN = ANODISATIE - ANODISE - ELOXIERT - ANODISED  
KL = STANDAARDKLEUREN - COULEUR STANDARD - BASIS FARBEN - BASIC COLORS  
GS = GEMOFFELD SPECIAAL - LAQUE SPECIAL - SPECIALFARBE - SPECIAL COLOR  
M1 = BICOLOR - BICOLOR - BICOLOR - BICOLOR

NUMMER NUMERO NUMBER	AFBEELDING IMAGE BILD PICTURE	BLAD PAGE SEITE PAGE	OMTREK PERIM. UMRIB PERIM. mm	MECH. MEC. MEC. mm	lx (cm4)		ly (cm4)		LENGTE LONG. LANGE LENGTH	VERP. PER EMB. PAR PACK PR.	BR	AN	KL	GS	M1
					Wx (cm3)	Wy (cm3)									
VG50		34	-	-	-	-	-	-	7	-	X				
VG52		34	-	-	-	-	-	-	6.5	-	X				
VG53A		34	31.3	-	-	-	-	-	6.5	-		X			
VG60		34	-	-	-	-	-	-	7	20	X				
VL61		31	92.1	29	-	-	-	-	6.5	10	X	X	X	X	
VL62		32	146.6	40	-	-	-	-	6.5	10	X	X	X	X	
VL63		32	152.7	44	-	-	-	-	6.5	10	X	X	X	X	
VL64		33	169.2	50	-	-	-	-	6.5	6	X	X	X	X	
VL65		33	195.8	59	-	-	-	-	6.5	6	X	X	X	X	

BR = BRUT - BRUT - ROH - BRUT










AN = ANODISATIE - ANODISE - ELOXIERT - ANODISED

KL = STANDAARDKLEUREN - COULEUR STANDARD - BASIS FARBEN - BASIC COLORS

GS = GEMOFFELD SPECIAAL - LAQUE SPECIAL - SPECIALFARBE - SPECIAL COLOR

M1 = BICOLOR - BICOLOR - BICOLOR - BICOLOR

A = BUITEN - EXTERIEUR - AUSSEN - OUTSIDE  
B = BINNEN - INTERIEUR - INNEN - INSIDE

NUMMER NUMERO NUMBER	AFBEELDING IMAGE BILD PICTURE	BLAD PAGE SEITE PAGE	OMTREK PERIM. UMRIB PERIM. mm	MECH. MEC. MECH. MEC. mm	Ix (cm4)		Iy (cm4)		LENGTE LONG. LANGE LENGTH	VERP. PER EMB. PAR PACK PR.	BR	AN	KL	GS	M1
					Wx (cm3)	Wy (cm3)	Wx (cm3)	Wy (cm3)							
VL66		32	140.1	40	-	-	-	-	6.5	10	X	X	X	X	
VL161		31	123.8	31	-	-	-	-	6.5	6	X	X	X	X	
VL162		32	162	39	-	-	-	-	6.5	10	X	X	X	X	
VL163		32	158.9	37	-	-	-	-	6.5	10	X	X	X	X	
VL164		33	174	45	-	-	-	-	6.5	6	X	X	X	X	
VL166		32	155.2	36	-	-	-	-	6.5	10	X	X	X	X	
VL167		32	165.6	41.7	-	-	-	-	6.5	6	X	X	X	X	
VL561		31	90.5	35.6	-	-	-	-	6.5	6	X	X	X	X	
VL610		31	109.4	30	-	-	-	-	6.5	10	X	X	X	X	

BR = BRUT - BRUT - ROH - BRUT  
AN = ANODISATIE - ANODISE - ELOXIERT - ANODISED  
KL = STANDAARDKLEUREN - COULEUR STANDARD - BASIS FARBEN - BASIC COLORS  
GS = GEMOFFELD SPECIAAL - LAQUE SPECIAL - SPECIALFARBE - SPECIAL COLOR  
M1 = BICOLOR - BICOLOR - BICOLOR - BICOLOR

NUMMER NUMERO NUMBER	AFBEELDING IMAGE BILD PICTURE	BLAD PAGE SEITE PAGE	OMTREK PERIM. UMRIB PERIM. mm	MECH. MEC. MECH. MEC. mm	lx (cm4)	ly (cm4)	LENGTE LONG. LANGE LENGTH	VERP. PER EMB. PAR PACK PR.	BR	AN	KL	GS	M1
					Wx (cm3)	Wy (cm3)							
VL611		31	117.4	34	-	-	6.5	10	X	X	X	X	
VL612		31	121.3	36	-	-	6.5	10	X	X	X	X	
VL630		32	160	48	-	-	6.5	6	X	X	X	X	
VL640		33	187.8	52	-	-	6.5	6	X	X	X	X	

BR = BRUT - BRUT - ROH - BRUT

AN = ANODISATIE - ANODISE - ELOXIERT - ANODISED

KL = STANDAARDKLEUREN - COULEUR STANDARD - BASIS FARBEN - BASIC COLORS

GS = GEMOFFELD SPECIAAL - LAQUE SPECIAL - SPECIALFARBE - SPECIAL COLOR

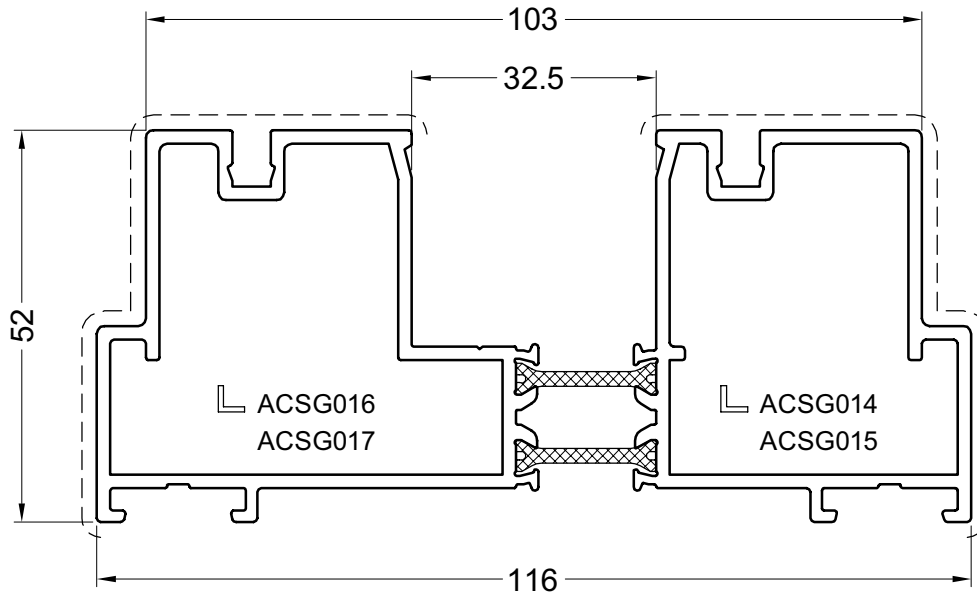
M1 = BICOLOR - BICOLOR - BICOLOR - BICOLOR

A = BUITEN - EXTERIEUR - AUSSEN - OUTSIDE  
B = BINNEN - INTERIEUR - INNEN - INSIDE

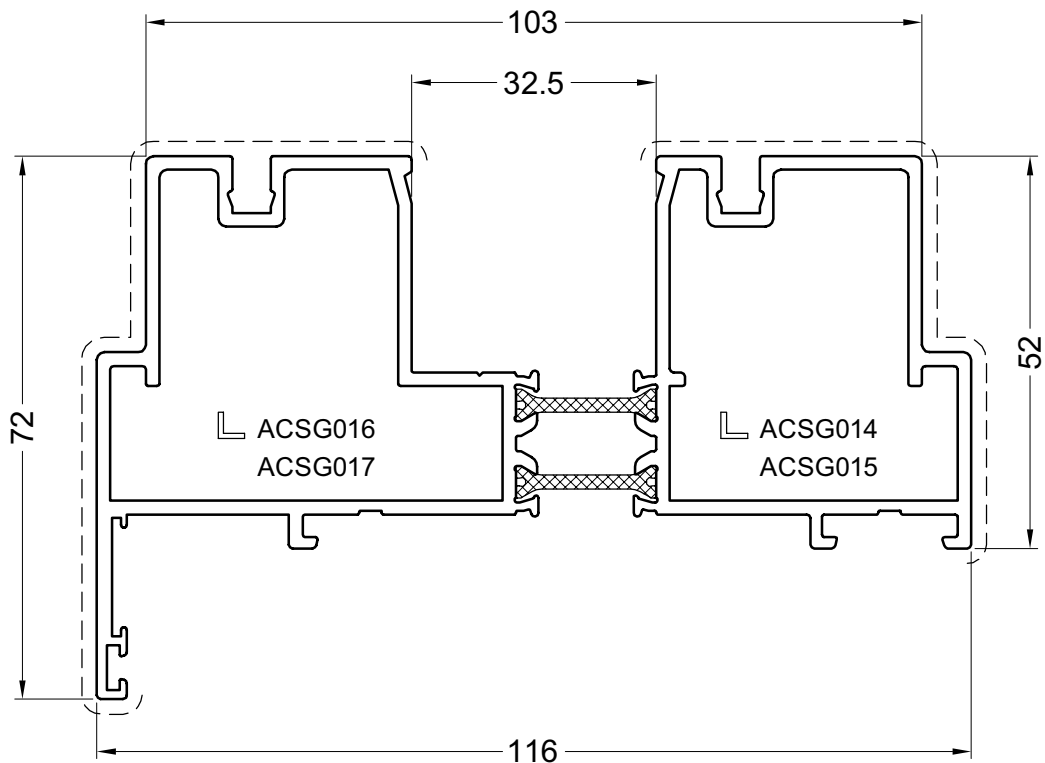




**SG010**



**SG013**



pag01

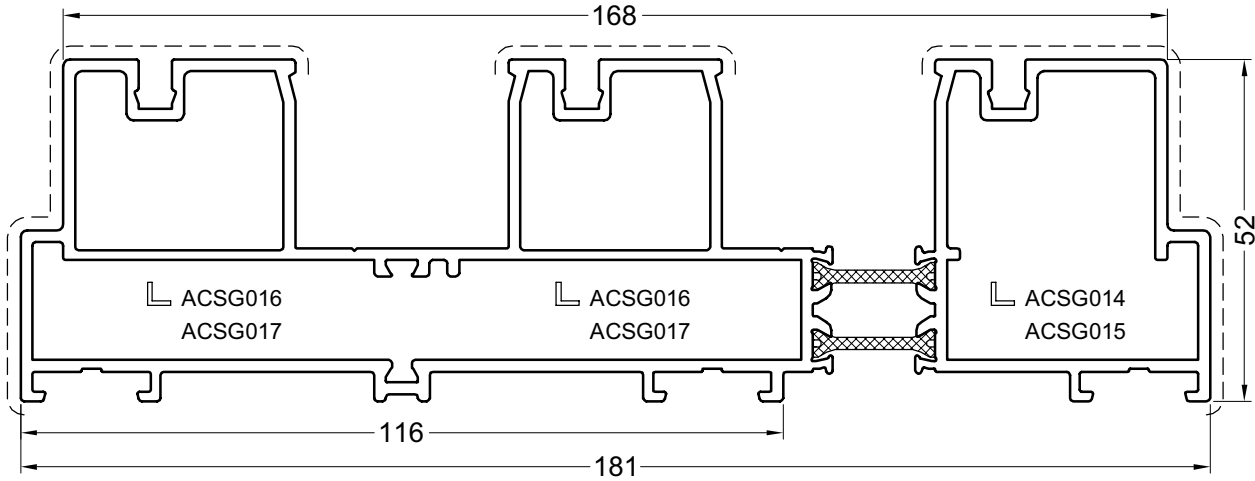
Primaire zichtbare zijde  
Face visible primaire  
Primär sichtbare Seite  
Primary visible side

Secundaire zichtbare zijde  
Face visible secondaire  
Secondär sichtbare Seite  
Secondary visible side

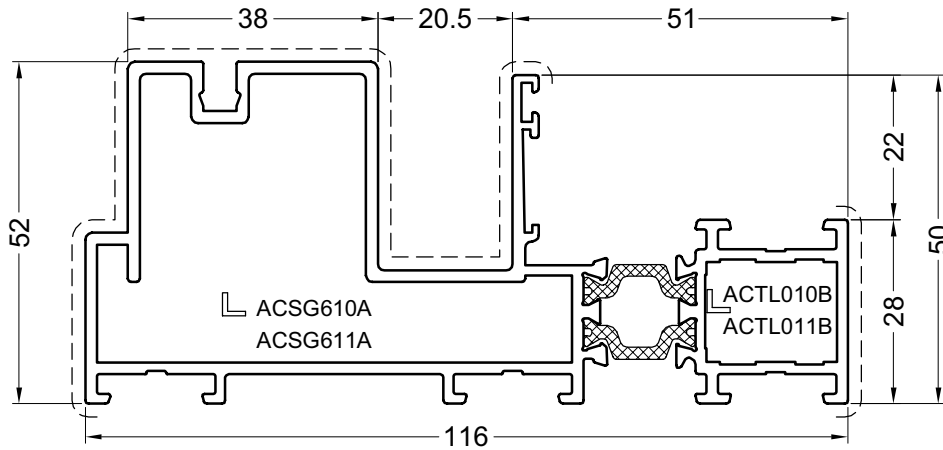
BUITENKADERS  
PROFILS D'ENCADREMENT  
KADERPROFILE  
OUTER FRAMES

PROFIELEN - PROFILS - PROFILE - PROFILES

## SG210



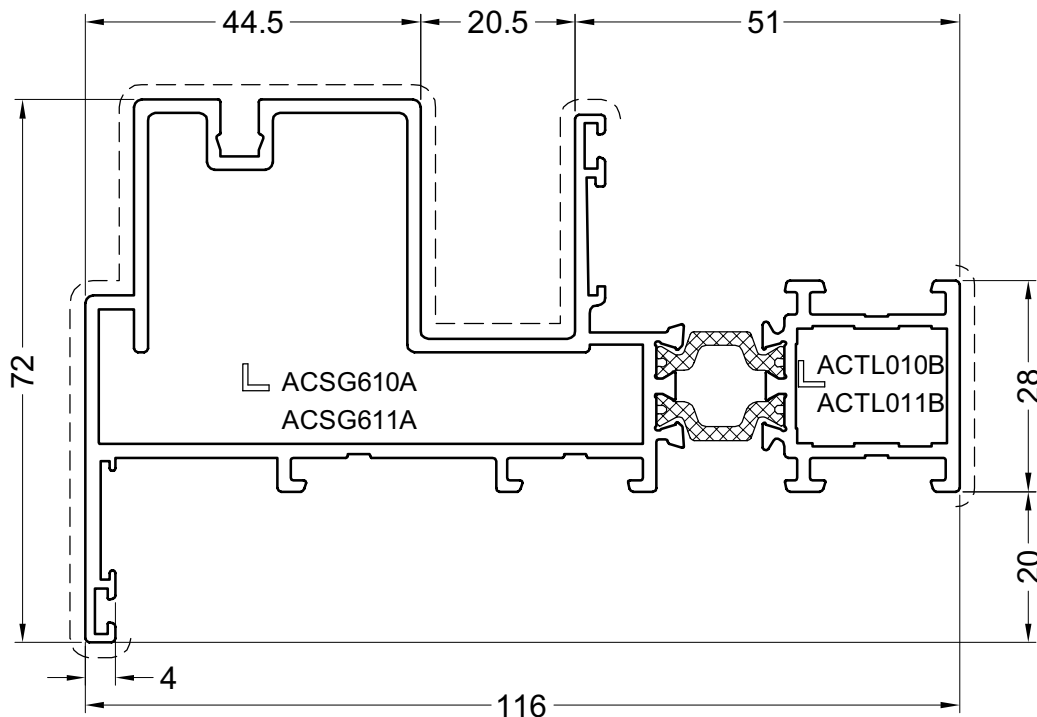
## SG610



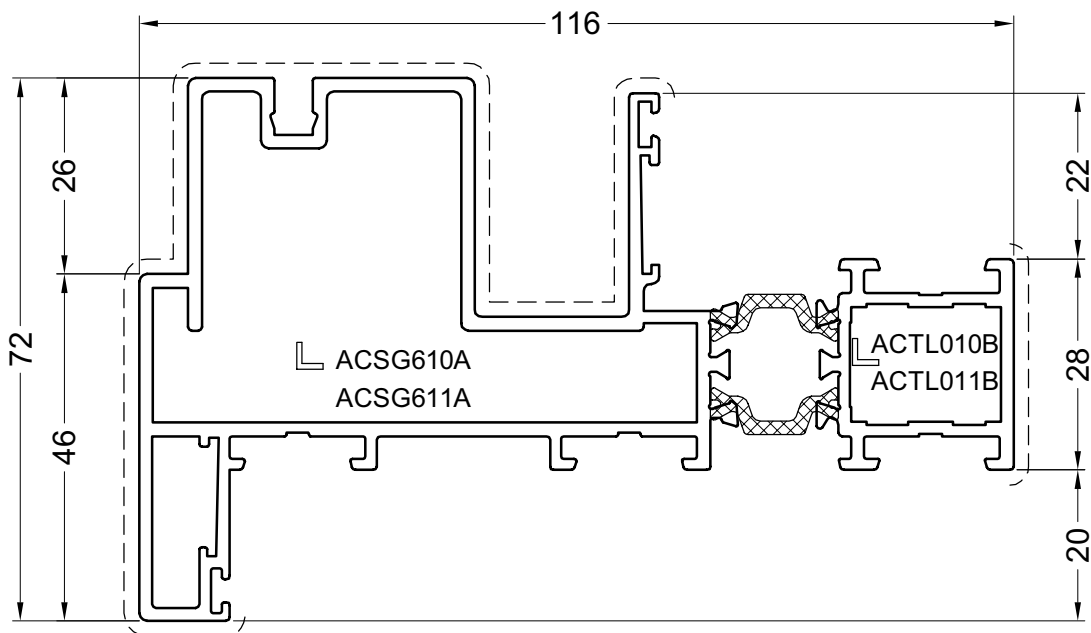
BUITENKADERS  
PROFILS D'ENCADREMENT  
KADERPROFILE  
OUTER FRAMES

PROFIELEN - PROFILS- PROFILE - PROFILES

**SG611**



**SG613**



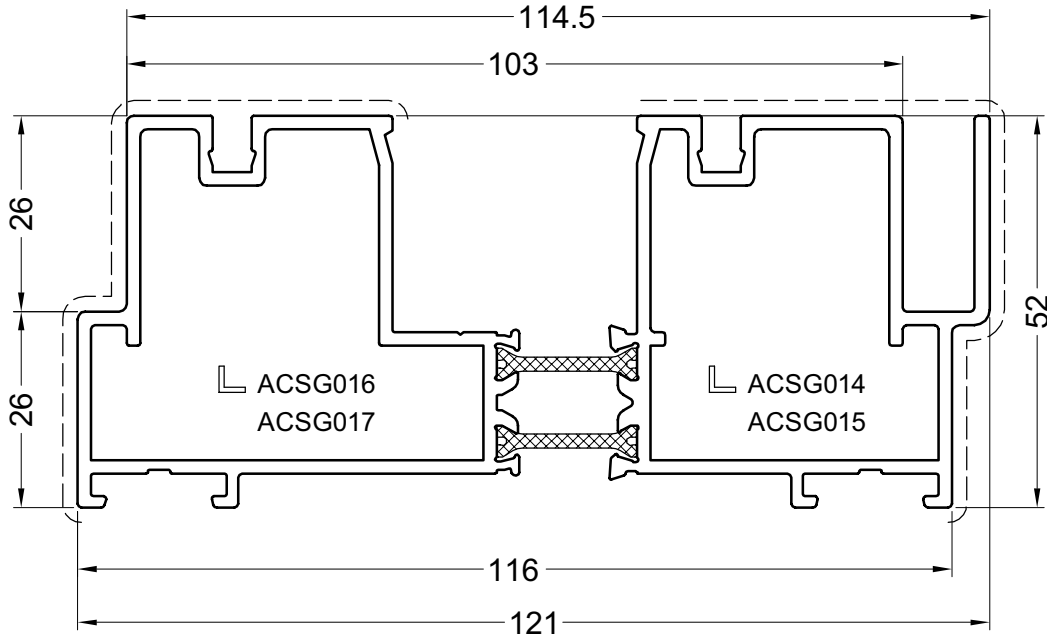
pag02a

Primaire zichtbare zijde  
Face visible primaire  
Primär sichtbare Seite  
Primary visible side

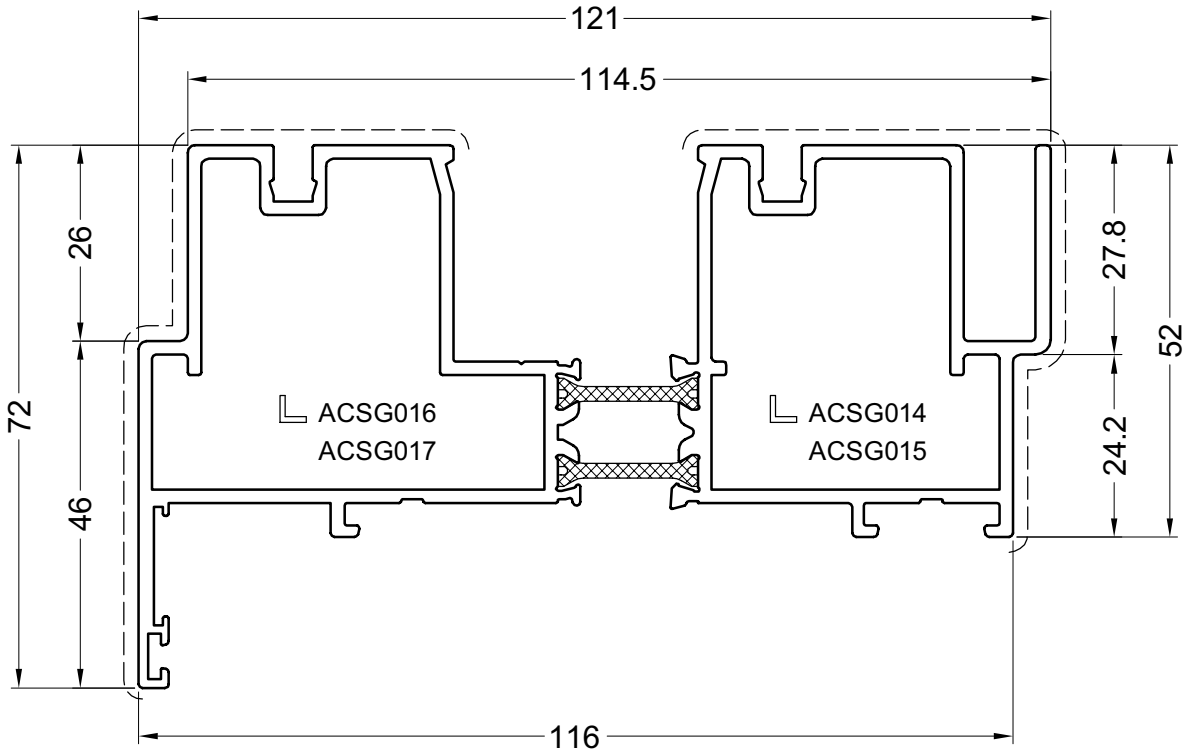
Secundaire zichtbare zijde  
Face visible secondaire  
Secondär sichtbare Seite  
Secondary visible side

25/1/08

**SG110**



**SG113**

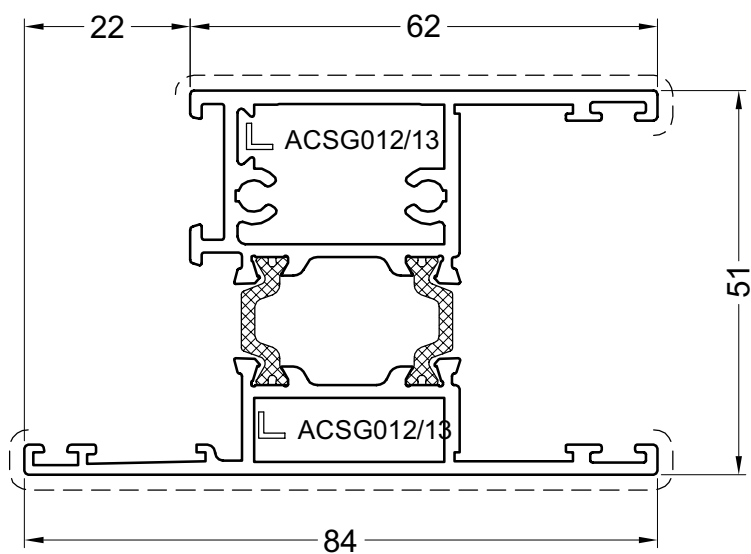


pag02b

-----  
 Primaire zichtbare zijde  
 Face visible primaire  
 Primär sichtbare Seite  
 Primary visible side

-----  
 Secundaire zichtbare zijde  
 Face visible secondaire  
 Secundär sichtbare Seite  
 Secondary visible side

SG020



pag03

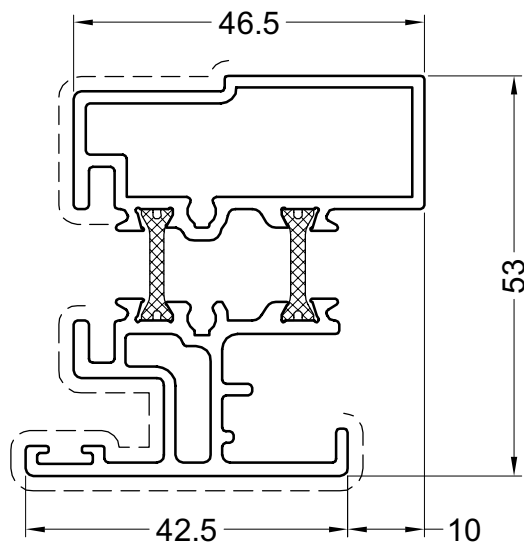
Primaire zichtbare zijde  
Face visible primaire  
Primär sichtbare Seite  
Primary visible side

Secundaire zichtbare zijde  
Face visible secondaire  
Secondär sichtbare Seite  
Secondary visible side

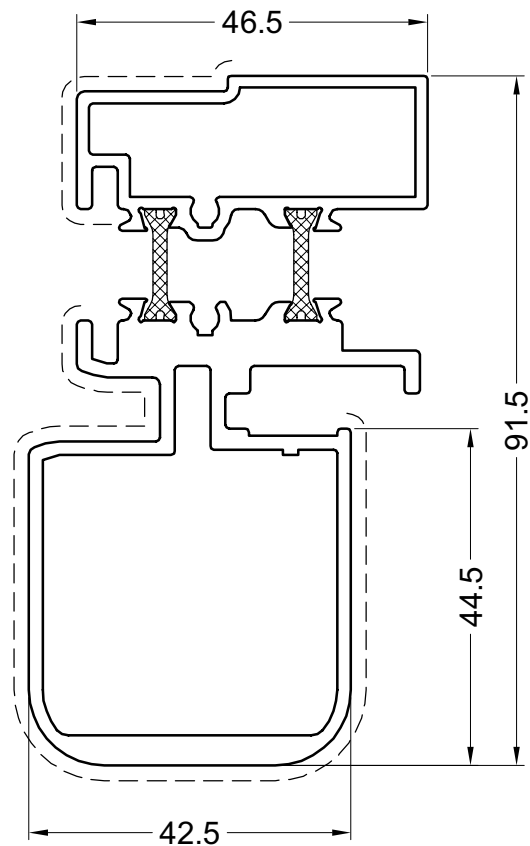
TUSSENSTIJLEN  
MAUCLAIR  
DICHTUNGSPROFIL  
MIDDLE POST

PROFIELEN - PROFILS - PROFILE - PROFILES

**SG140**



**SG023**



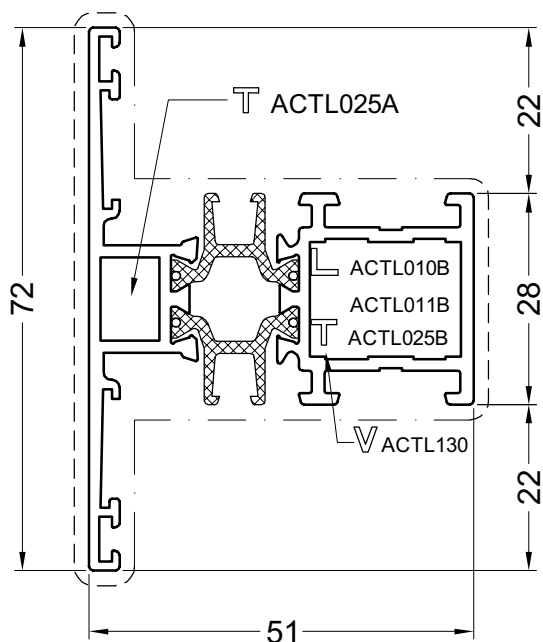
pag03b

-----  
 Primaire zichtbare zijde  
 Face visible primaire  
 Primär sichtbare Seite  
 Primary visible side

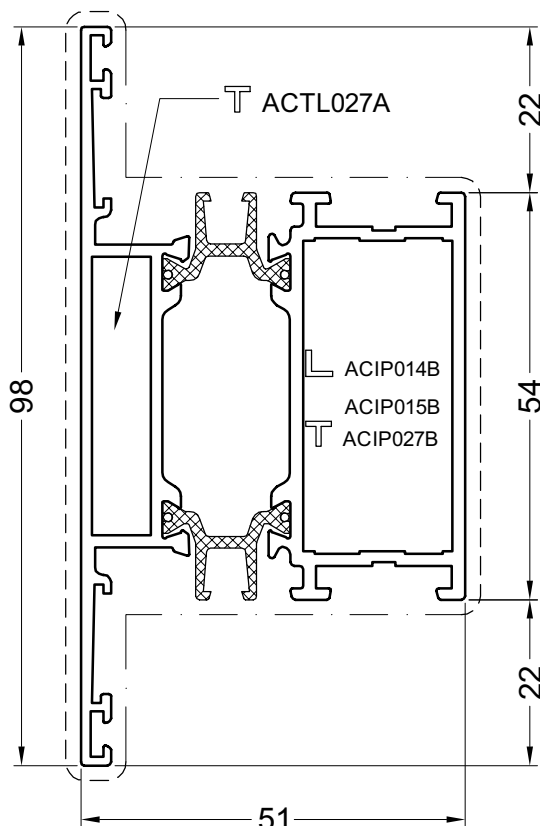
-----  
 Secundaire zichtbare zijde  
 Face visible secondaire  
 Secundär sichtbare Seite  
 Secondary visible side

TUSSENREGELS  
TRAVERS  
SPROSSENPROFIE  
TRANSOMS

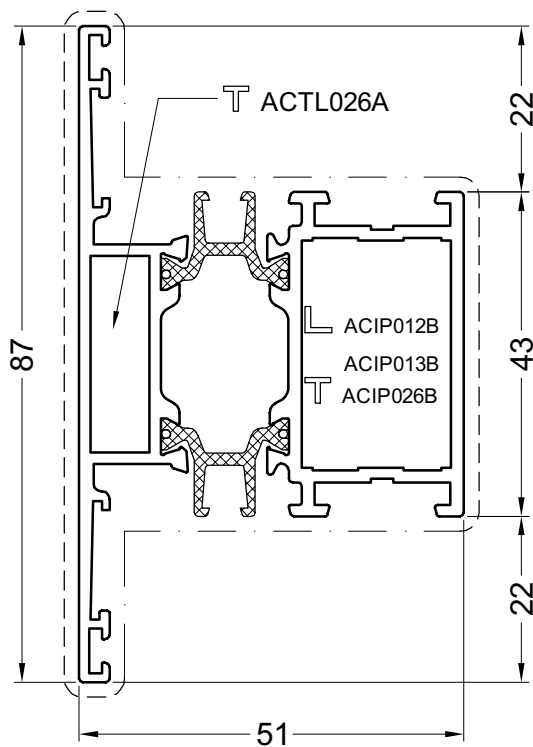
PROFIELEN - PROFILS- PROFILE - PROFILES



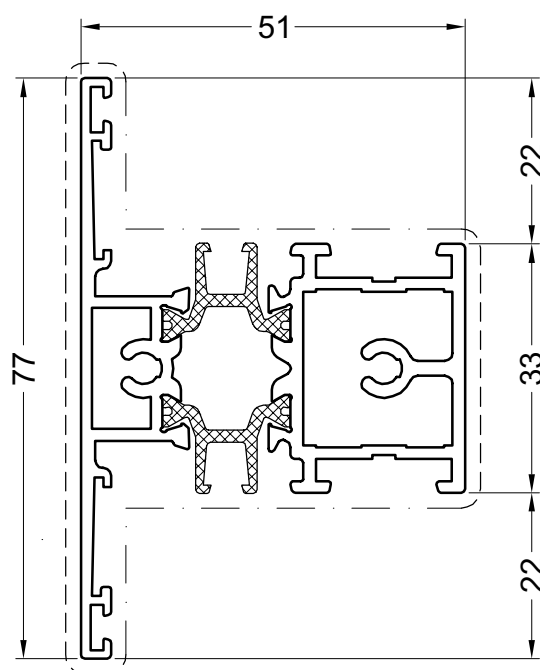
**TL030**



**TL032**



**TL031**



**TL130**

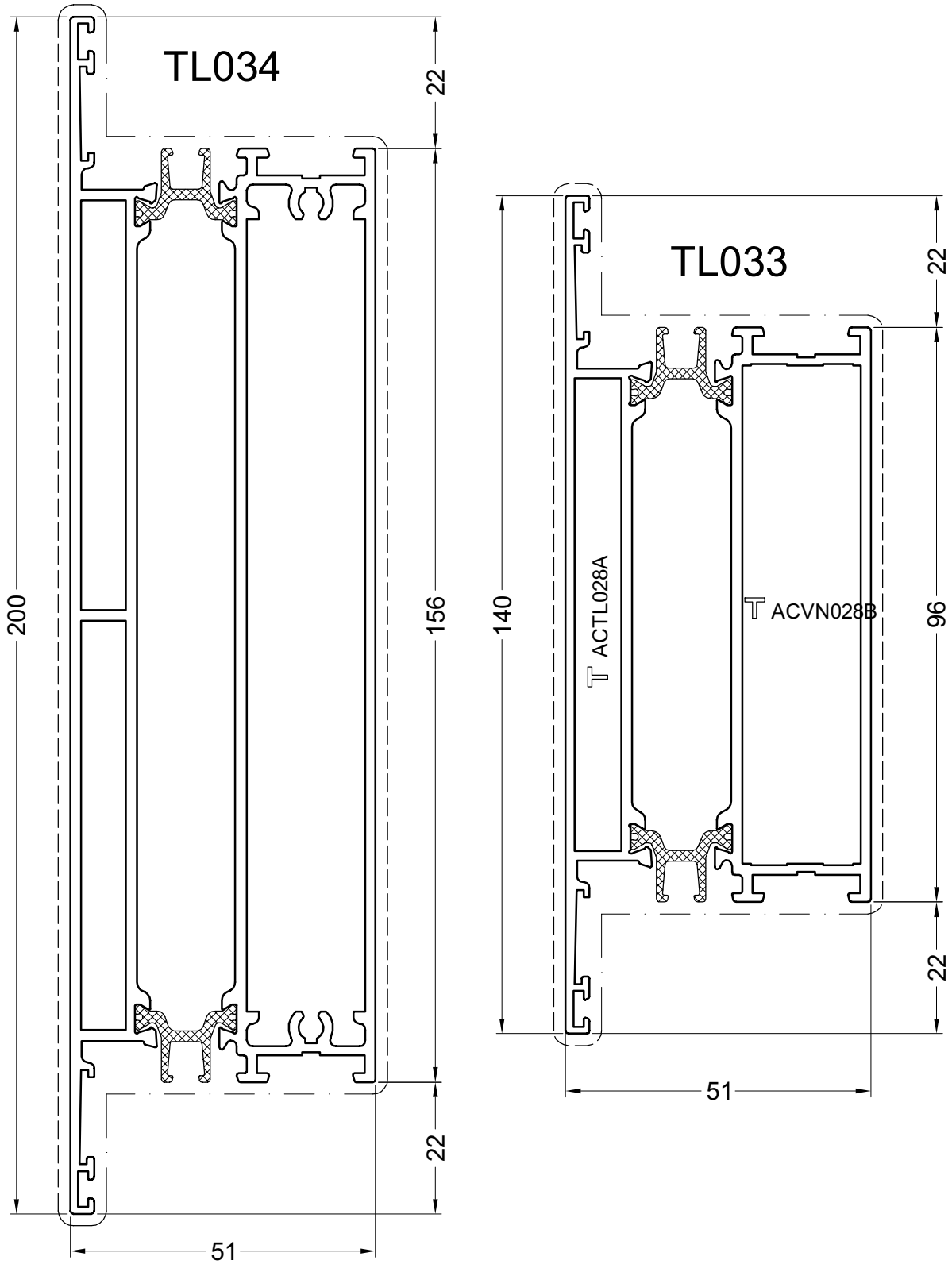
pag\_a03

Primaire zichtbare zijde  
Face visible primaire  
Primär sichtbare Seite  
Primary visible side

Secundaire zichtbare zijde  
Face visible secondaire  
Secondär sichtbare Seite  
Secondary visible side

TUSSENREGELS  
TRAVERS  
SPROSSENPROFILE  
TRANSOMS

PROFIELEN - PROFILS - PROFILE - PROFILES

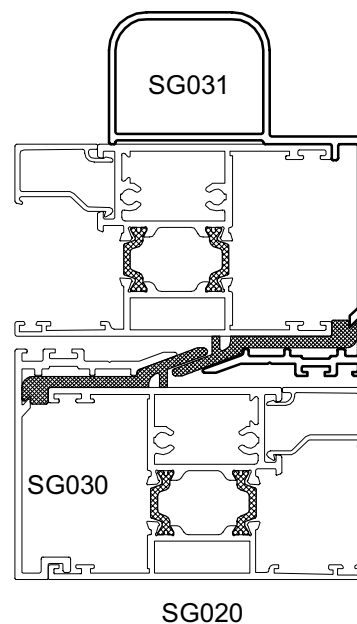
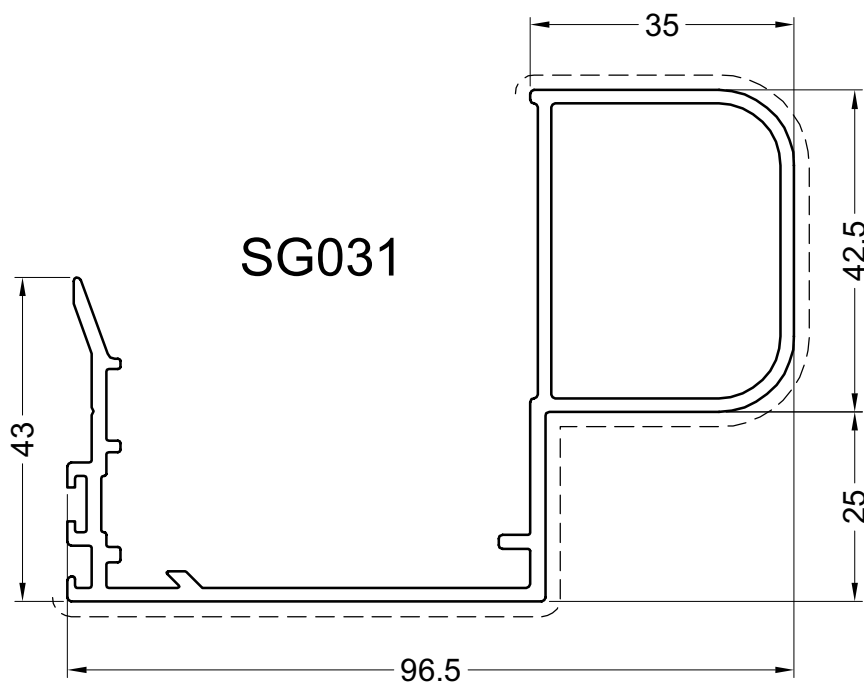
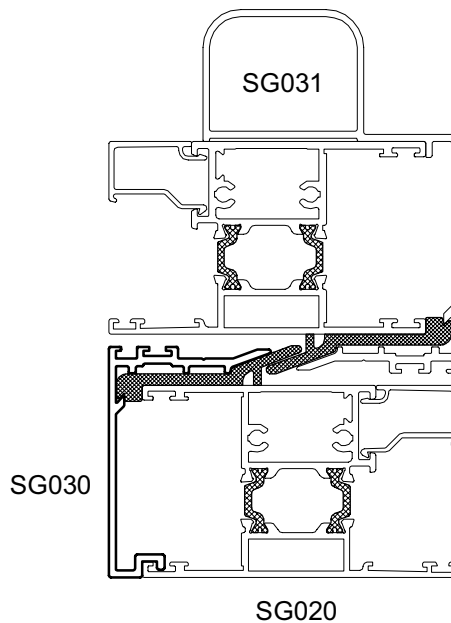
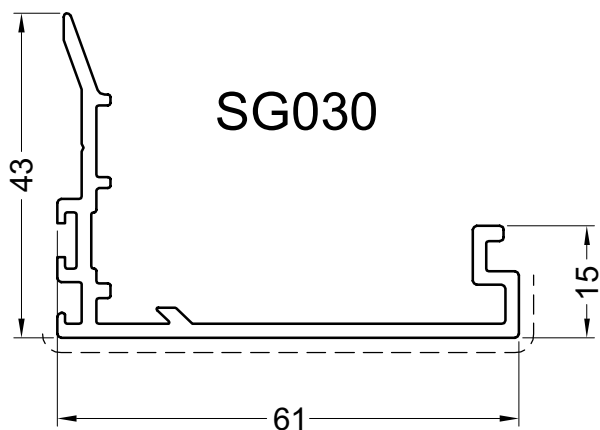


pag\_a18



MIDDENSTIJLEN  
PROFILS CHICANE  
WECHSELPROFIL  
CHICANES

PROFIELEN - PROFILS- PROFILE - PROFILES



pag06

Primaire zichtbare zijde  
Face visible primaire  
Primär sichtbare Seite  
Primary visible side

Secundaire zichtbare zijde  
Face visible secondaire  
Secondär sichtbare Seite  
Secondary visible side

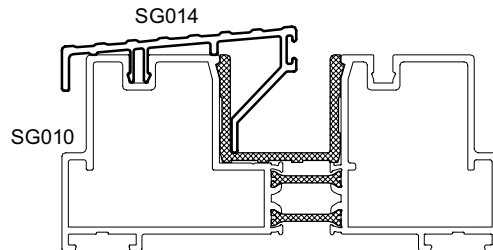
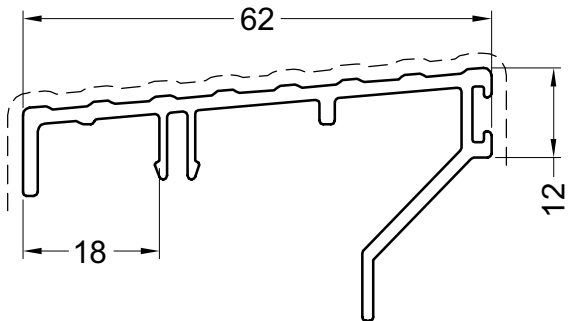
25/1/08

**25**

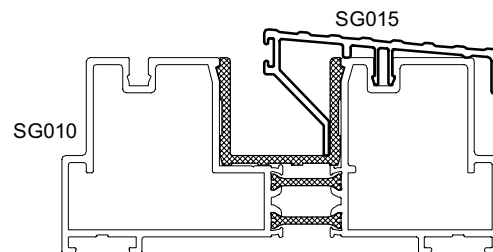
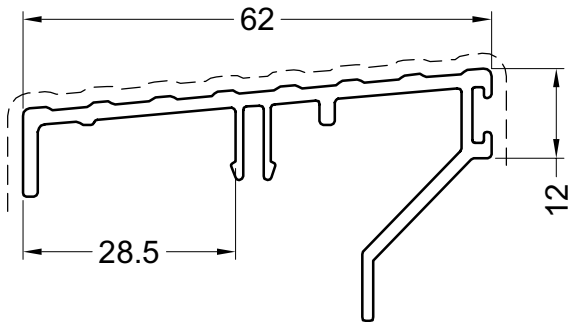
DREMPELPROFIELEN  
PROFILS DE SEUIL  
SCHWELLE  
SILLS

PROFIELEN - PROFILS - PROFILE - PROFILES

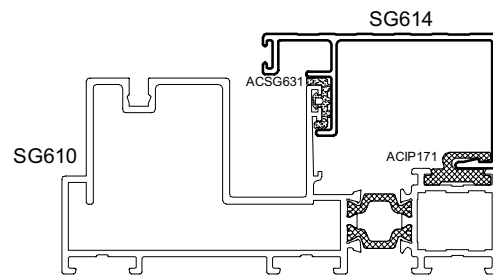
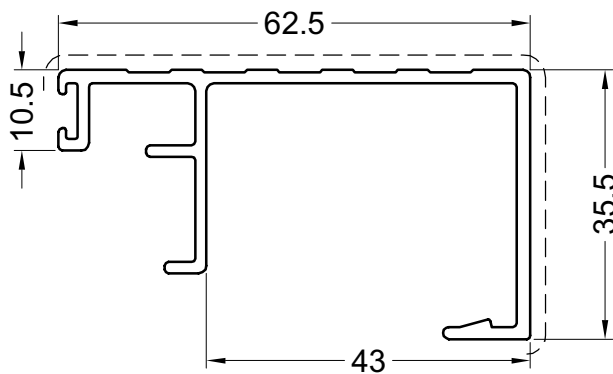
SG014



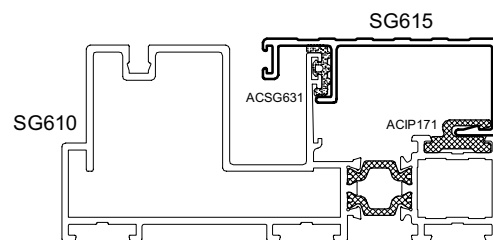
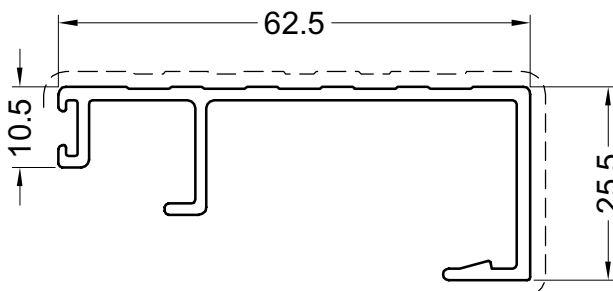
SG015



SG614



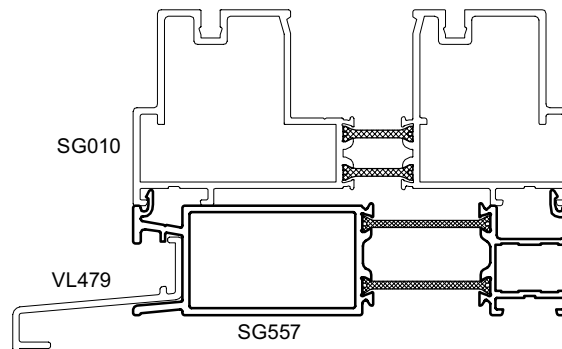
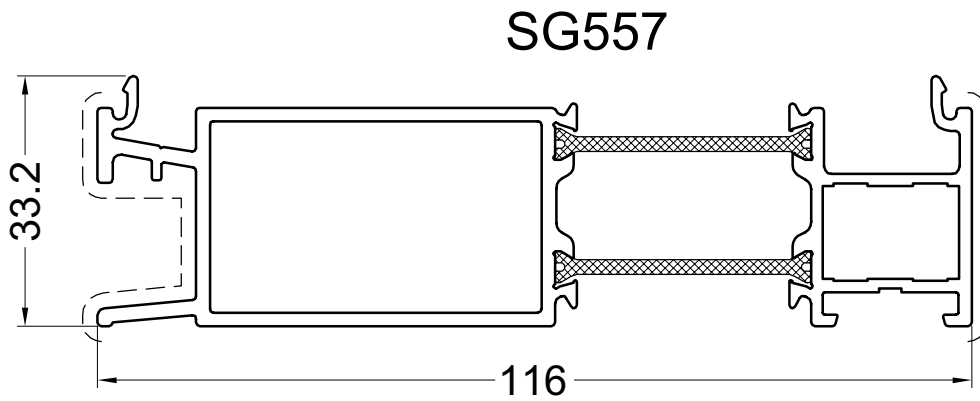
SG615



pag04

Primaire zichtbare zijde  
Face visible primaire  
Primär sichtbare Seite  
Primary visible side

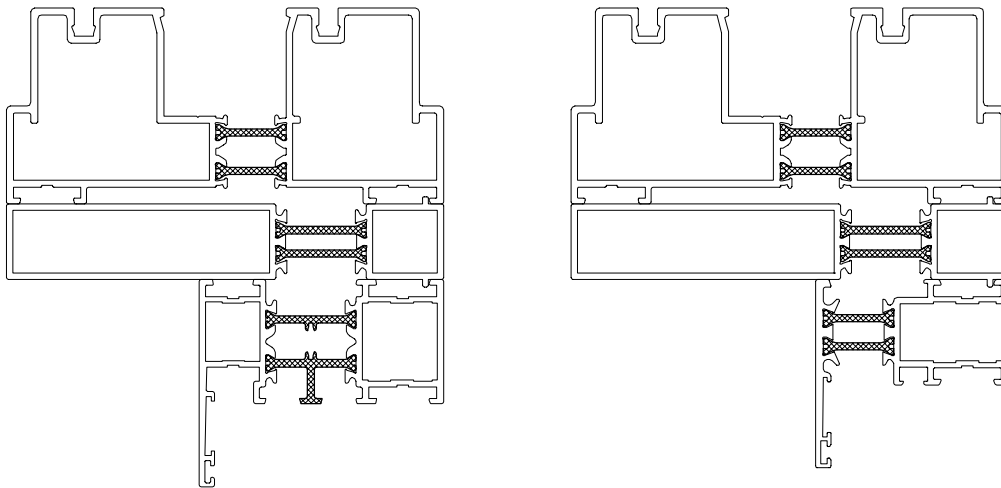
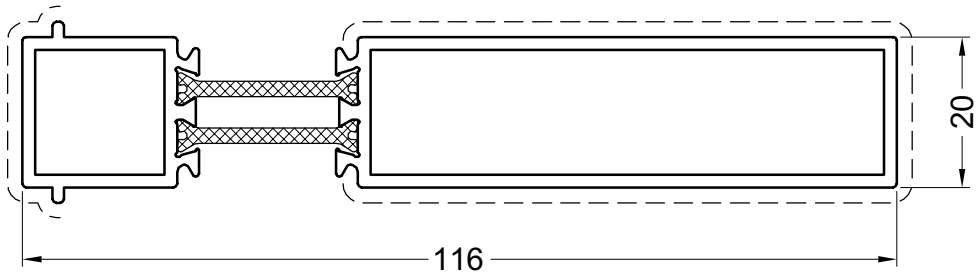
Secundaire zichtbare zijde  
Face visible secondaire  
Secondär sichtbare Seite  
Secondary visible side



KOPPELPROFIELEN  
COUPLAGE  
KUPPLUNG  
COUPLING MULLION

PROFIELEN - PROFILS- PROFILE - PROFILES

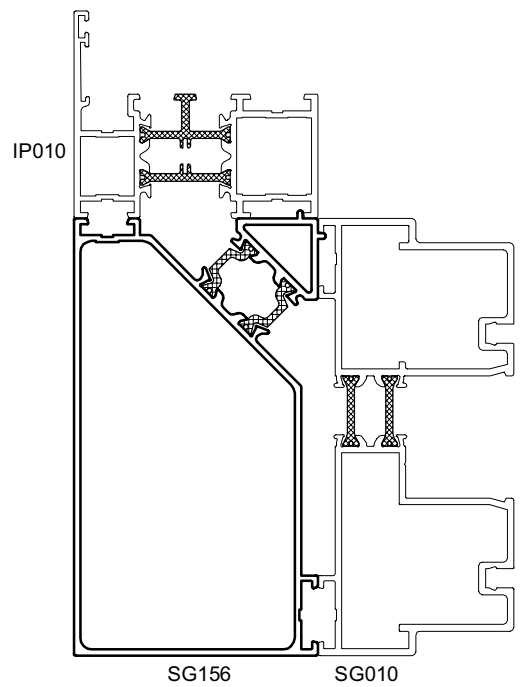
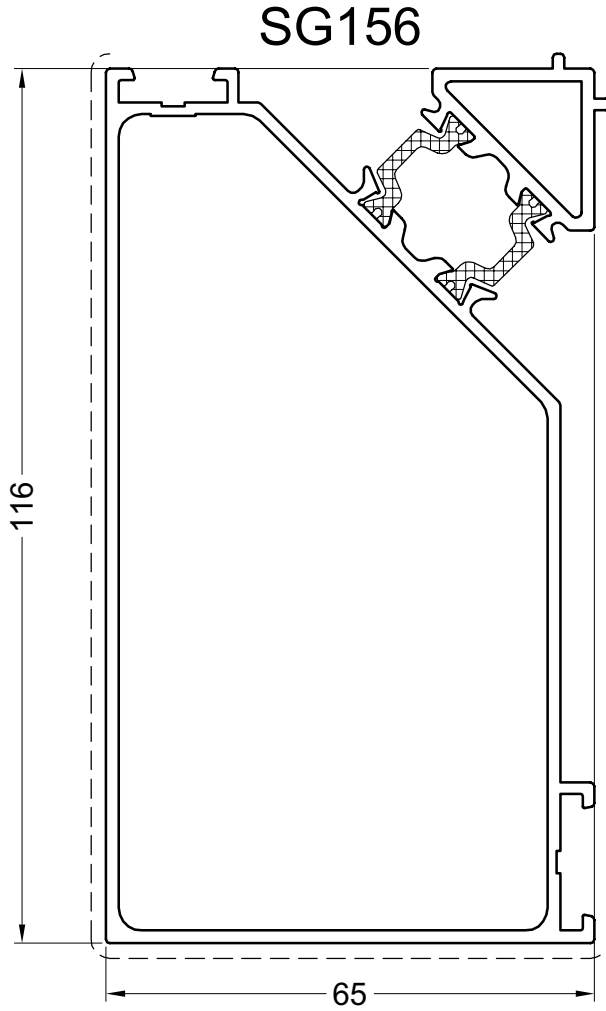
## SG054



pag04b

KOPPELPROFIELEN  
COUPLAGE  
KUPPLUNG  
COUPLING MULLION

PROFIELEN - PROFILS- PROFILE - PROFILES



pag04d

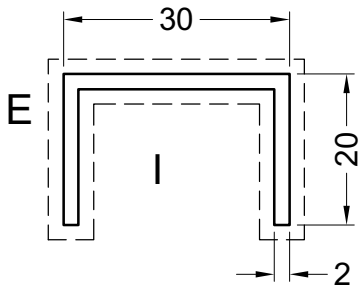
Primaire zichtbare zijde  
Face visible primaire  
Primär sichtbare Seite  
Primary visible side

Secundaire zichtbare zijde  
Face visible secondaire  
Secondär sichtbare Seite  
Secondary visible side

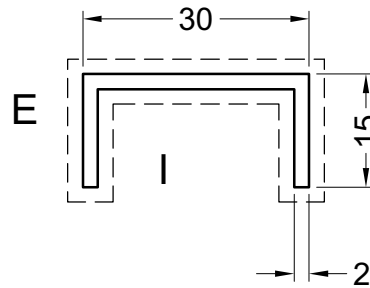
25/1/08

**29**

### UTL029

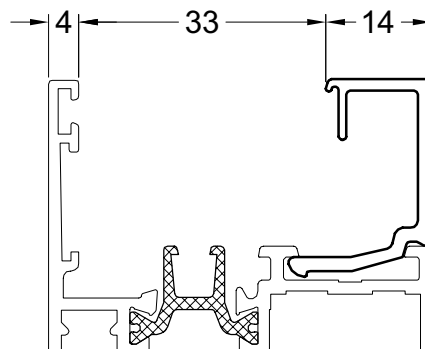
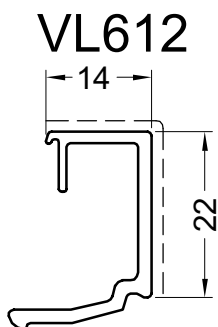
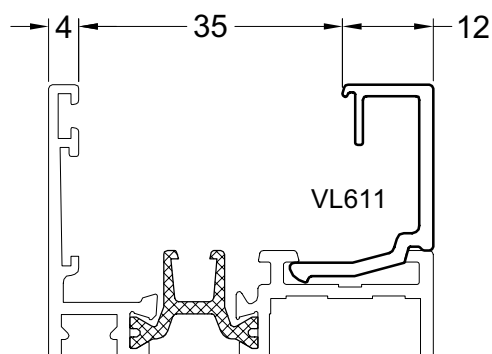
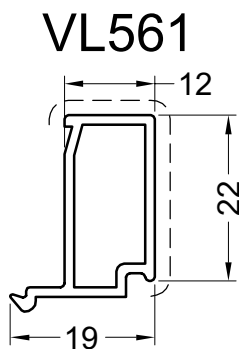
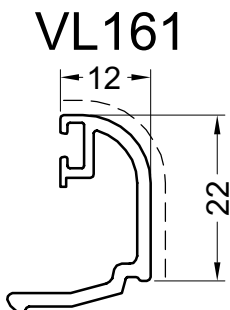
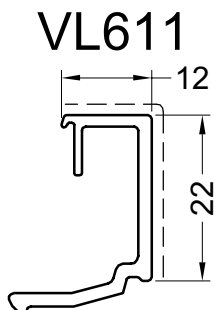
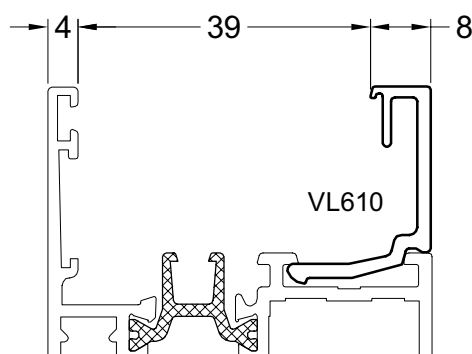
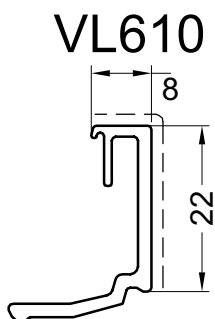
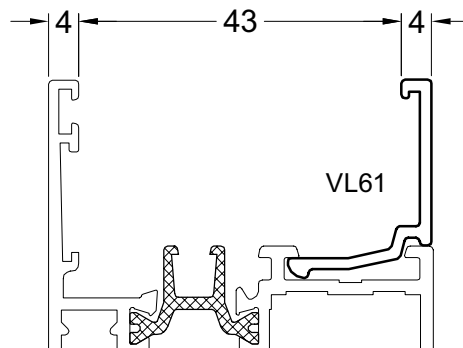
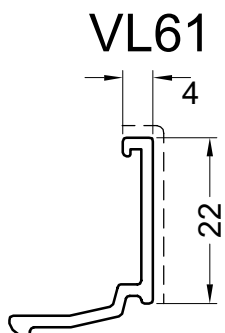


### UTL005



GLASLATTEN  
LATTES A VITRAGE  
GLASLEISTE  
GLAZING BEADS

PROFIELEN - PROFILS- PROFILE - PROFILES



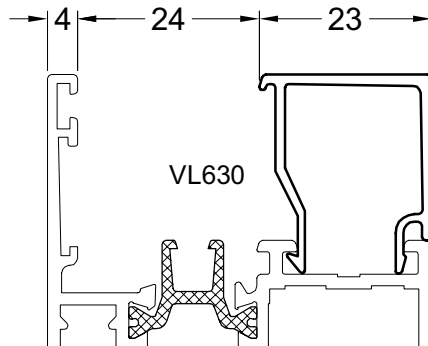
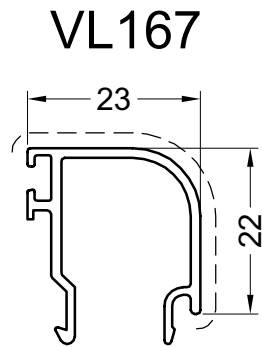
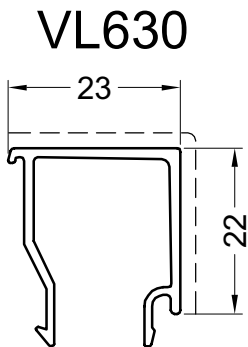
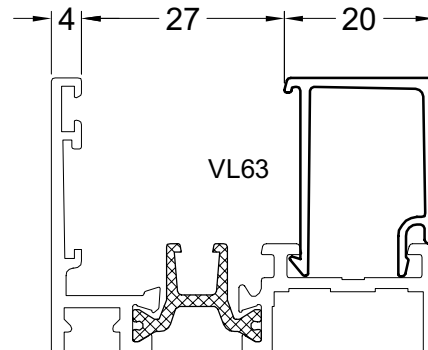
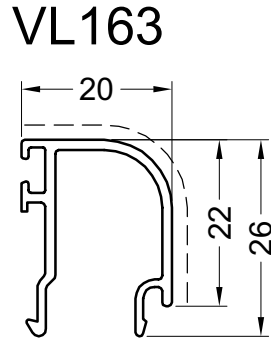
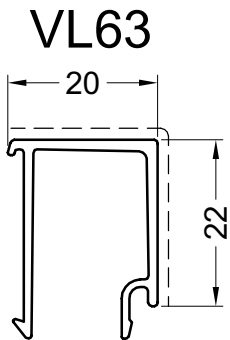
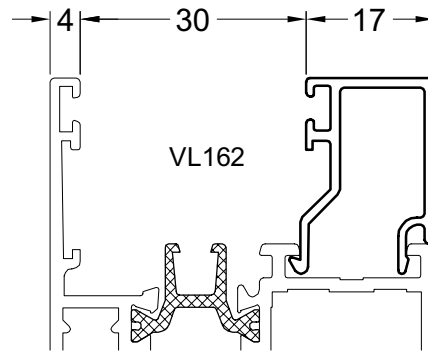
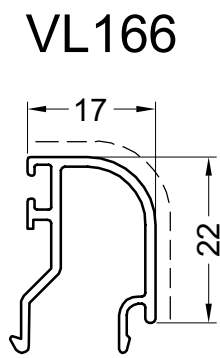
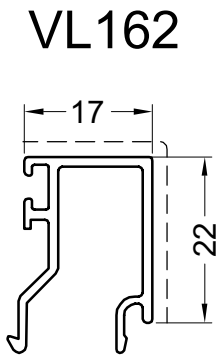
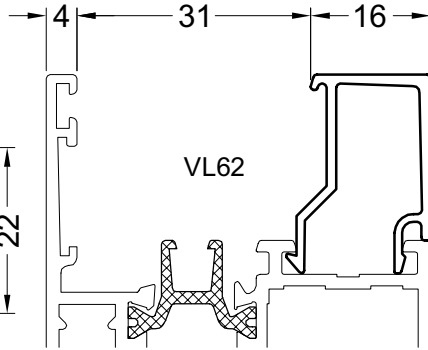
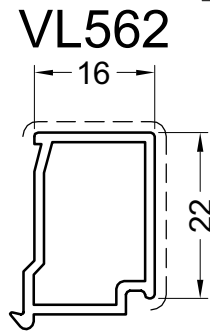
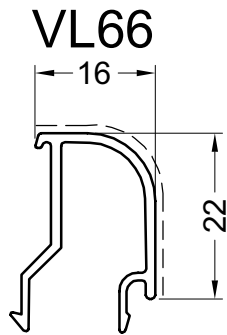
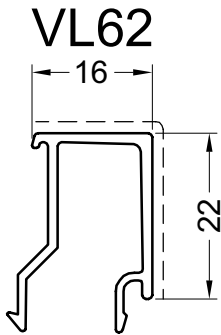
pag\_a09

Primaire zichtbare zijde  
Face visible primaire  
Primär sichtbare Seite  
Primary visible side

Secundaire zichtbare zijde  
Face visible secondaire  
Secundär sichtbare Seite  
Secondary visible side

GLASLATTEN  
LATTES A VITRAGE  
GLASLEISTE  
GLAZING BEADS

PROFIELEN - PROFILS - PROFILE - PROFILES



pag\_a10

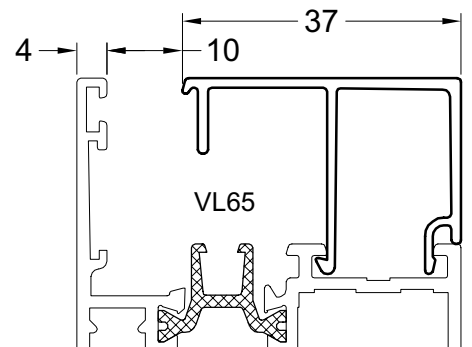
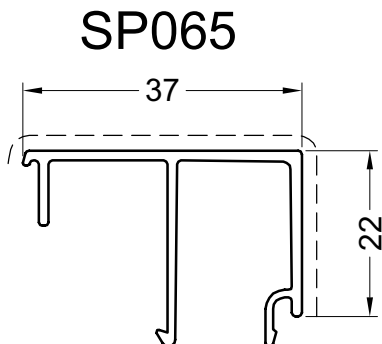
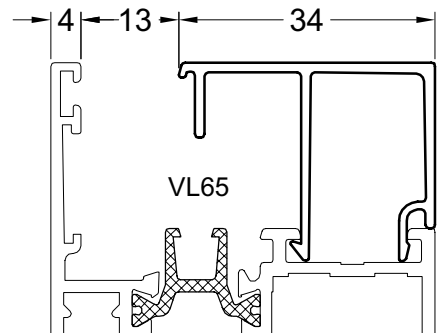
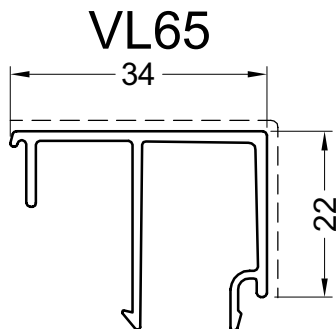
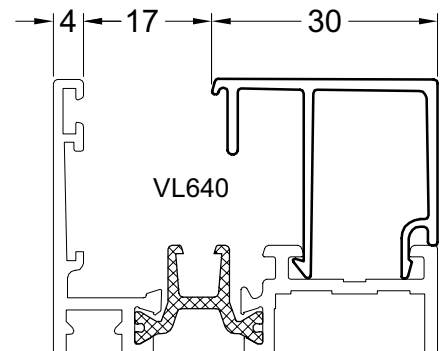
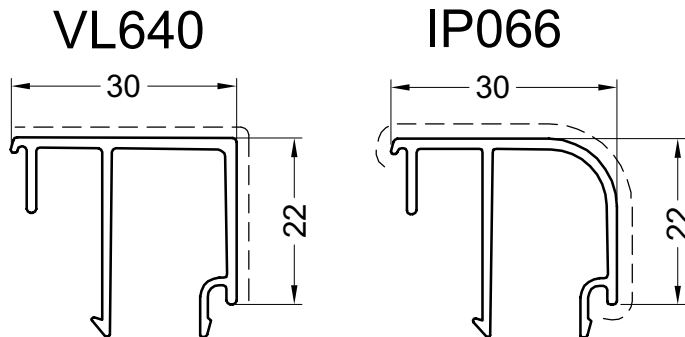
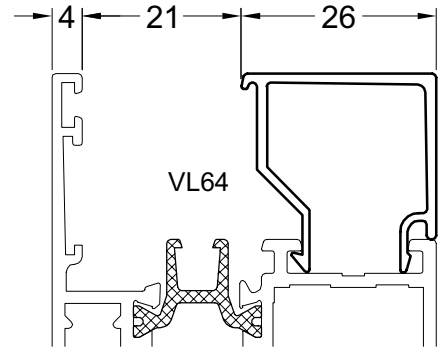
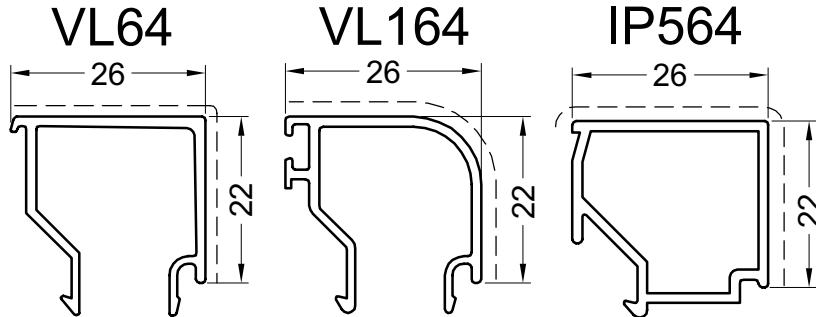
Primaire zichtbare zijde  
Face visible primaire  
Primär sichtbare Seite  
Primary visible side

Secundaire zichtbare zijde  
Face visible secondaire  
Secondär sichtbare Seite  
Secondary visible side



GLASLATTEN  
LATTES A VITRAGE  
GLASLEISTE  
GLAZING BEADS

PROFIELEN - PROFILS- PROFILE - PROFILES



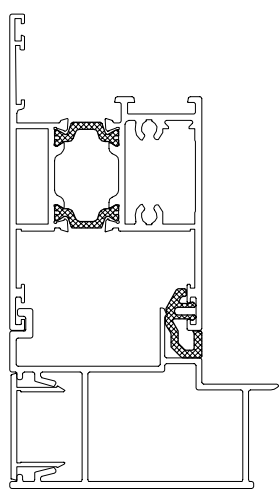
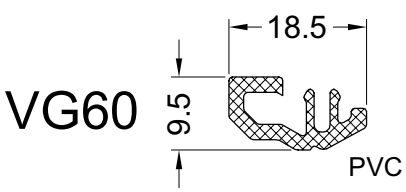
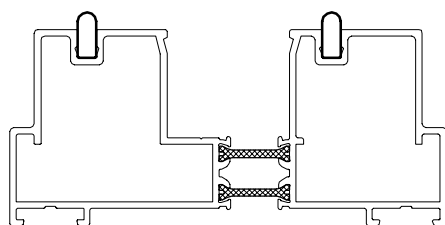
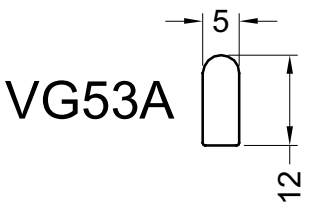
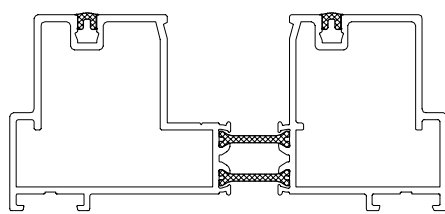
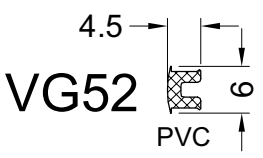
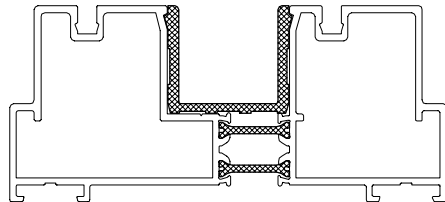
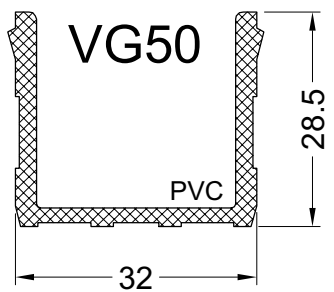
pag\_a11

Primaire zichtbare zijde  
Face visible primaire  
Primär sichtbare Seite  
Primary visible side

Secundaire zichtbare zijde  
Face visible secondaire  
Secondär sichtbare Seite  
Secondary visible side

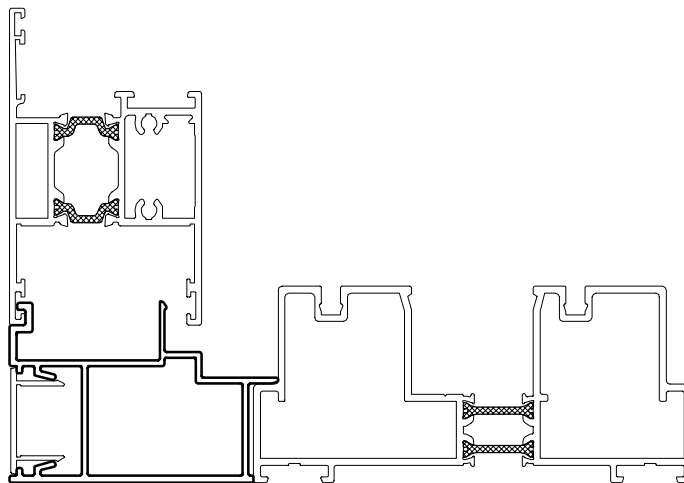
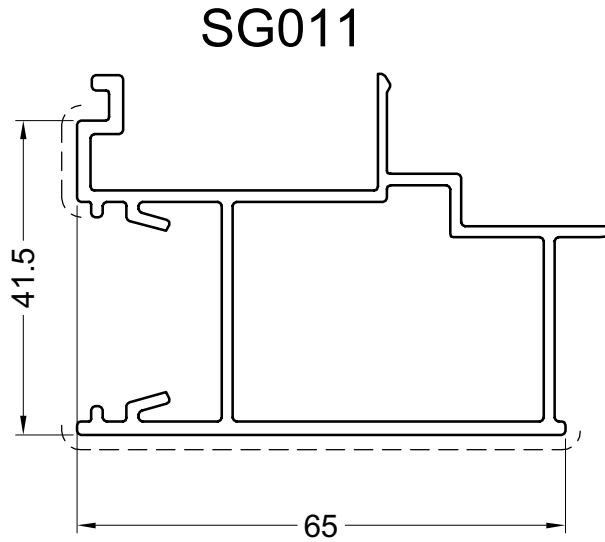
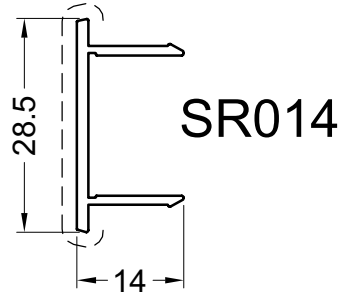
DIVERSE PROFIELEN  
PROFILS DIVERS  
DIVERS PROFILLEN  
VARIED PROFILES

PROFIELEN - PROFILS - PROFILE - PROFILES



DIVERSE PROFIELEN  
PROFILS DIVERS  
DIVERS PROFILN  
VARIED PROFILES

PROFIELEN - PROFILS- PROFILE - PROFILES



pag05a

Primaire zichtbare zijde  
Face visible primaire  
Primär sichtbare Seite  
Primary visible side

Secundaire zichtbare zijde  
Face visible secondaire  
Secondär sichtbare Seite  
Secondary visible side

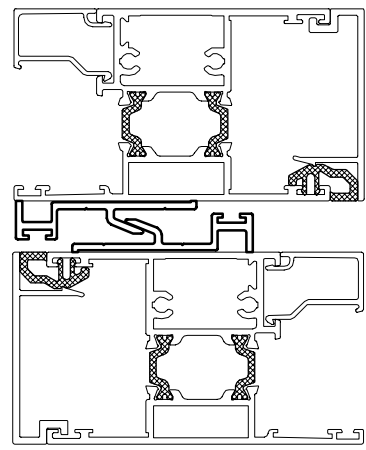
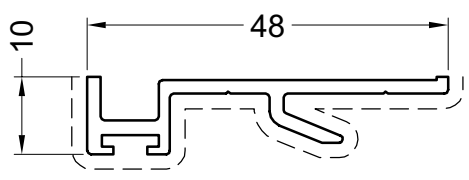
5/2/08

**35**

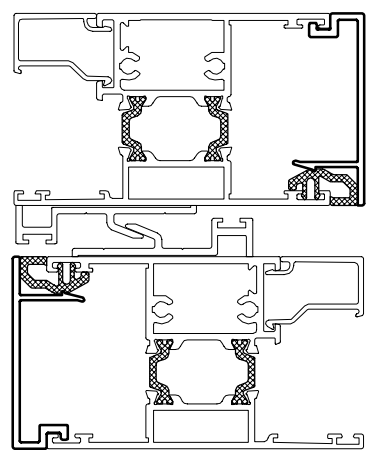
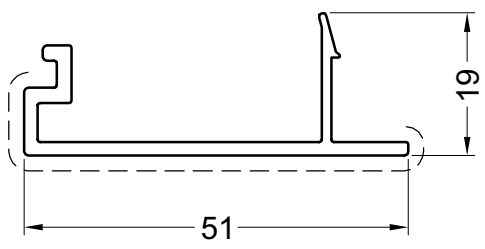
DIVERSE PROFIELEN  
PROFILS DIVERS  
DIVERS PROFILLEN  
VARIED PROFILES

PROFIELEN - PROFILS - PROFILE - PROFILES

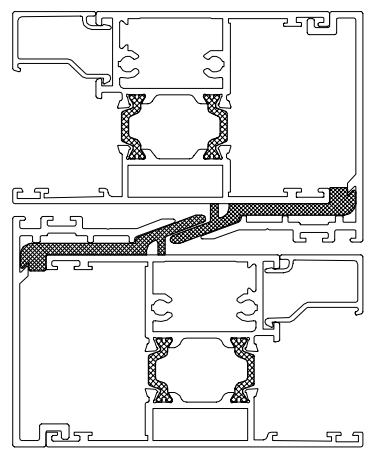
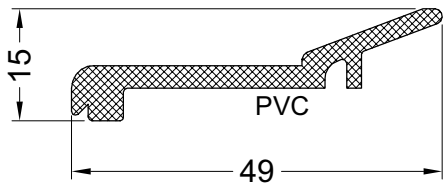
### VG32



### SG033



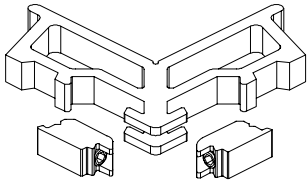

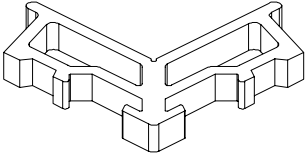
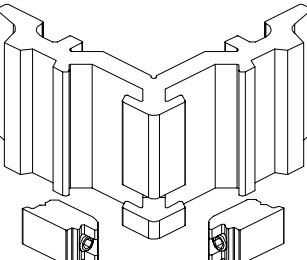

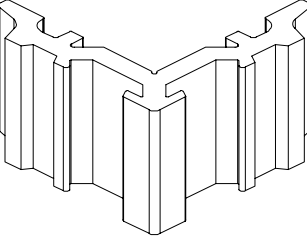
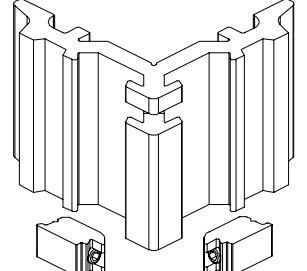

### SG051



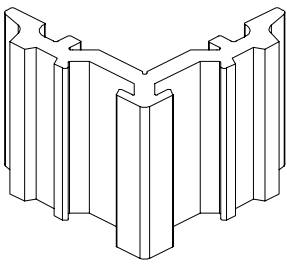
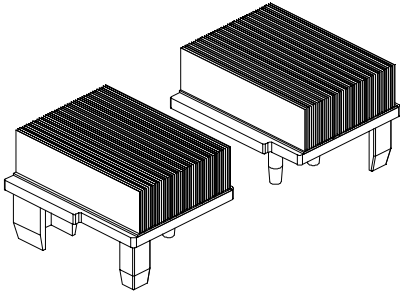
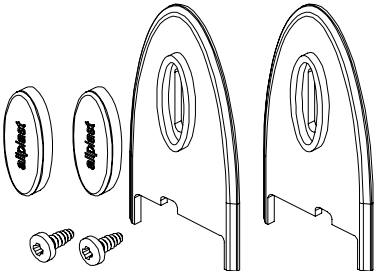
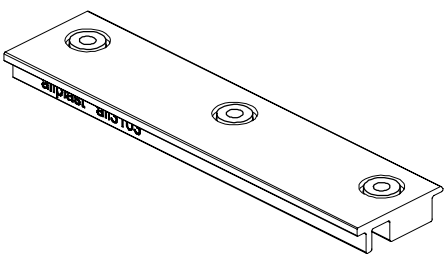
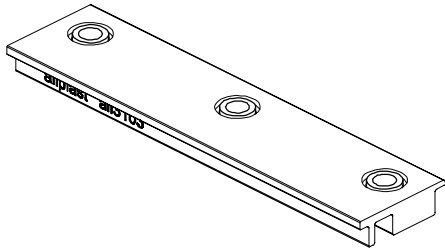
pag07

Primaire zichtbare zijde  
Face visible primaire  
Primär sichtbare Seite  
Primary visible side



Secundaire zichtbare zijde  
Face visible secondaire  
Secondär sichtbare Seite  
Secondary visible side

		Verp. per Emb. par Pack pr.	Einheid Unité Einheit Unit	Toepassing Application Anwendung Application	Kleur Couleur Farbe Color											
 <p><b>ACSG012</b> -Schroefhoek -Clame à visser -Eckverbinder schraubbar -Square coupling joint</p> <p><b>X=25mm Y=8mm</b></p>  <b>ACVG65</b>	1	Stuk Pièce Stück Pièce	SG020	<table border="1"> <tr><td>BR</td><td></td></tr> <tr><td>AN</td><td></td></tr> <tr><td>KL</td><td></td></tr> <tr><td>GS</td><td></td></tr> <tr><td>Z</td><td></td></tr> <tr><td>W</td><td></td></tr> </table>	BR		AN		KL		GS		Z		W	
BR																
AN																
KL																
GS																
Z																
W																
 <p><b>ACSG013</b> -Pershoek -Clame à presser -Eckverbinder stanbaar -Clamping corner</p> <p><b>X=25mm Y=8mm</b></p>	1	Stuk Pièce Stück Pièce	SG020	<table border="1"> <tr><td>BR</td><td></td></tr> <tr><td>AN</td><td></td></tr> <tr><td>KL</td><td></td></tr> <tr><td>GS</td><td></td></tr> <tr><td>Z</td><td></td></tr> <tr><td>W</td><td></td></tr> </table>	BR		AN		KL		GS		Z		W	
BR																
AN																
KL																
GS																
Z																
W																
 <p><b>ACSG014</b> -Schroefhoek voor binnenste kamer -Clame à visser pour chambre intérieure -Eckverbinder schraubbar für innere Kammer -Square coupling joint for inside chamber</p> <p><b>X=15mm Y=38mm</b></p>  <b>ACVG66</b>	1	Stuk Pièce Stück Pièce	SG010	<table border="1"> <tr><td>BR</td><td></td></tr> <tr><td>AN</td><td></td></tr> <tr><td>KL</td><td></td></tr> <tr><td>GS</td><td></td></tr> <tr><td>Z</td><td></td></tr> <tr><td>W</td><td></td></tr> </table>	BR		AN		KL		GS		Z		W	
BR																
AN																
KL																
GS																
Z																
W																
 <p><b>ACSG015</b> -Pershoek voor binnenste kamer -Clame à presser pour chambre intérieure -Eckverbinder Stanbaar für innere kammer -Clamping corner for inside chamber</p> <p><b>X=15mm Y=38mm</b></p>	1	Stuk Pièce Stück Pièce	SG010	<table border="1"> <tr><td>BR</td><td></td></tr> <tr><td>AN</td><td></td></tr> <tr><td>KL</td><td></td></tr> <tr><td>GS</td><td></td></tr> <tr><td>Z</td><td></td></tr> <tr><td>W</td><td></td></tr> </table>	BR		AN		KL		GS		Z		W	
BR																
AN																
KL																
GS																
Z																
W																
 <p><b>ACSG016</b> -Schroefhoek voor buitenste kamer -Clame à visser pour chambre extérieure -Eckverbinder schraubbar für aussere Kammer -Square coupling joint for outside chamber</p> <p><b>X=15mm Y=52mm</b></p>  <b>ACVG66</b>	1	Stuk Pièce Stück Pièce	SG010	<table border="1"> <tr><td>BR</td><td></td></tr> <tr><td>AN</td><td></td></tr> <tr><td>KL</td><td></td></tr> <tr><td>GS</td><td></td></tr> <tr><td>Z</td><td></td></tr> <tr><td>W</td><td></td></tr> </table>	BR		AN		KL		GS		Z		W	
BR																
AN																
KL																
GS																
Z																
W																

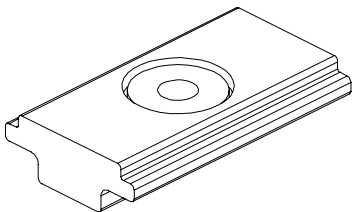
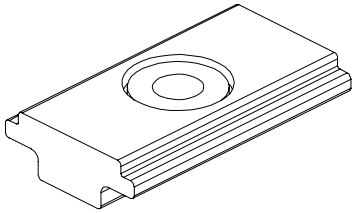

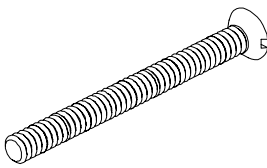





		Verp. per Emb. par Pack pr. Pack pr.	Eenheid Unité Einheit Unit	Toepassing Application Anwendung Application	Kleur Couleur Farbe Color											
 <p><b>ACSG017</b> -Pershoek voor buitenste kamer -Clame à presser pour chambre extérieure -Eckverbinder Stanzbar für aussere kammer -Clamping corner for outside chamber</p> <p>X=15mm Y=52mm</p>	1	Stuk Pièce Stück Pièce	SG010	<table border="1"> <tr><td>BR</td><td></td></tr> <tr><td>AN</td><td></td></tr> <tr><td>KL</td><td></td></tr> <tr><td>GS</td><td></td></tr> <tr><td>Z</td><td></td></tr> <tr><td>W</td><td></td></tr> </table>	BR		AN		KL		GS		Z		W	
BR																
AN																
KL																
GS																
Z																
W																
 <p><b>ACSG018</b> -Centrale dichting -Etanchéité centrale -Mitteldichtung -Plug for risers and antidust</p>	1	Stuk Pièce Stück Pièce	SG023 SG140	<table border="1"> <tr><td>BR</td><td></td></tr> <tr><td>AN</td><td></td></tr> <tr><td>KL</td><td></td></tr> <tr><td>GS</td><td></td></tr> <tr><td>Z</td><td>X</td></tr> <tr><td>W</td><td>X</td></tr> </table>	BR		AN		KL		GS		Z	X	W	X
BR																
AN																
KL																
GS																
Z	X															
W	X															
 <p><b>ACSG020</b> -Sluistuk raildoorgang -Closoir passage rail -Abdeckkappe -Central plug</p>	1	Stuk Pièce Stück Pièce	SG030 SG031	<table border="1"> <tr><td>BR</td><td></td></tr> <tr><td>AN</td><td></td></tr> <tr><td>KL</td><td></td></tr> <tr><td>GS</td><td></td></tr> <tr><td>Z</td><td>X</td></tr> <tr><td>W</td><td>X</td></tr> </table>	BR		AN		KL		GS		Z	X	W	X
BR																
AN																
KL																
GS																
Z	X															
W	X															
 <p><b>ACSG021</b> -Bevestigingsplaat voor slot - insert M4 -Plaque de fixation pour serrure - insert M4 -Befestigungsplatte für Schloss - insert M4 -Fixation plate for lock - insert M4</p>	1	Stuk Pièce Stück Pièce	ACSG073 ACVG751	<table border="1"> <tr><td>BR</td><td></td></tr> <tr><td>AN</td><td></td></tr> <tr><td>KL</td><td></td></tr> <tr><td>GS</td><td></td></tr> <tr><td>Z</td><td></td></tr> <tr><td>W</td><td></td></tr> </table>	BR		AN		KL		GS		Z		W	
BR																
AN																
KL																
GS																
Z																
W																
 <p><b>ACSG022</b> -Bevestigingsplaat voor slot - insert M5 -Plaque de fixation pour serrure - insert M5 -Befestigungsplatte für Schloss - insert M5 -Fixation plate for lock - insert M5</p>	1	Stuk Pièce Stück Pièce	ACVG551	<table border="1"> <tr><td>BR</td><td></td></tr> <tr><td>AN</td><td></td></tr> <tr><td>KL</td><td></td></tr> <tr><td>GS</td><td></td></tr> <tr><td>Z</td><td></td></tr> <tr><td>W</td><td></td></tr> </table>	BR		AN		KL		GS		Z		W	
BR																
AN																
KL																
GS																
Z																
W																




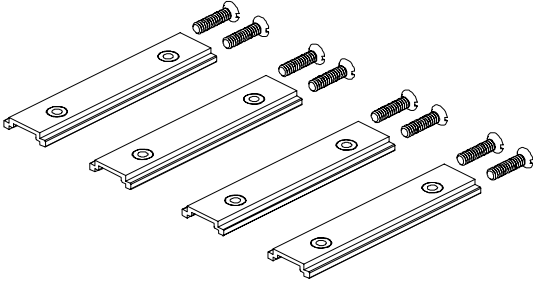
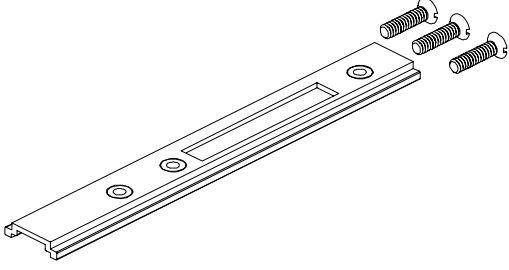
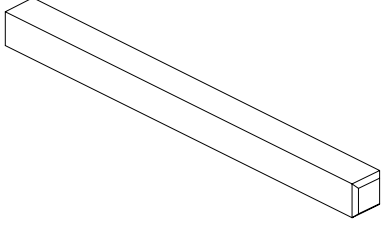
BR = BRUT - BRUT - ROH - BRUT  
 AN (X) = ANODISATIE - ANODISE - ELOXIERT - ANODISED  
 AN (■) = GELAKT - LAQUE - LACKIERT - LACQUERED -- RAL9006M  
 KL = STANDAARDKLEUREN - COULEUR STANDARD - BASIS FARBEN - BASIC COLORS  
 GS = GEMOFFELD SPECIAAL - LAQUE SPECIAL - SPECIALFARBE - SPECIAL COLOR  
 Z = ZWART - NOIR - SCHWARZ - BLACK  
 W = WIT - BLANC - WEISS - WHITE

GEREEDSCHAP - OUTILLAGE  
 WERKZEUG - TOOL  
  
 BEVESTIGING - FIXATION  
 BEFESTIGUNG - FIXATION





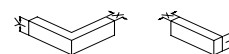
		Verp. per Emb. par Pack pr.	Einheid Unité Einheit Unit	Toepassing Application Anwendung Application	Kleur Couleur Farbe Color												
	<p><b>ACSG023</b></p> <p>-Klein bevestigingsplaatje voor slot - insert M4 -Petit plaque de fixation pour serrure - insert M4 -Kleine Befestigungsplatte für Schloss - insert M4 -Small fixation plate for lock - insert M4</p>	50	Stuks Pièces Stücke Pieces	ACSG073 ACVG751	<table border="1"> <tr><td>BR</td><td></td></tr> <tr><td>AN</td><td></td></tr> <tr><td>KL</td><td></td></tr> <tr><td>GS</td><td></td></tr> <tr><td>Z</td><td></td></tr> <tr><td>W</td><td></td></tr> </table>	BR		AN		KL		GS		Z		W	
BR																	
AN																	
KL																	
GS																	
Z																	
W																	
	<p><b>ACSG024</b></p> <p>-Klein bevestigingsplaatje voor slot - insert M5 -Petit plaque de fixation pour serrure - insert M5 -Kleine Befestigungsplatte für Schloss - insert M5 -Small fixation plate for lock - insert M5</p>	50	Stuks Pièces Stücke Pieces	ACVG551	<table border="1"> <tr><td>BR</td><td></td></tr> <tr><td>AN</td><td></td></tr> <tr><td>KL</td><td></td></tr> <tr><td>GS</td><td></td></tr> <tr><td>Z</td><td></td></tr> <tr><td>W</td><td></td></tr> </table>	BR		AN		KL		GS		Z		W	
BR																	
AN																	
KL																	
GS																	
Z																	
W																	
	<p><b>ACSG044</b></p> <p>-Vleugelsteun -Support de vantail -Flugelunterstützung -Vent support</p>	1	Set	SG010 SG020	<table border="1"> <tr><td>BR</td><td></td></tr> <tr><td>AN</td><td></td></tr> <tr><td>KL</td><td></td></tr> <tr><td>GS</td><td></td></tr> <tr><td>Z</td><td>X</td></tr> <tr><td>W</td><td></td></tr> </table>	BR		AN		KL		GS		Z	X	W	
BR																	
AN																	
KL																	
GS																	
Z	X																
W																	
	<p><b>ACSG070</b></p> <p>-Schroef -Vis -Schraube -Screw</p> <p> <b>M5x65</b></p>	1	Stuk Pièce Stück Piece		<table border="1"> <tr><td>BR</td><td></td></tr> <tr><td>AN</td><td></td></tr> <tr><td>KL</td><td></td></tr> <tr><td>GS</td><td></td></tr> <tr><td>Z</td><td></td></tr> <tr><td>W</td><td></td></tr> </table>	BR		AN		KL		GS		Z		W	
BR																	
AN																	
KL																	
GS																	
Z																	
W																	
	<p><b>ACSG071</b></p> <p>-Bevestiging voor slot ACVG751 -Fixation pour ACVG751 -Befestigung für ACVG751 -Fixation for ACVG751</p> <p> <b>M4x40</b></p>	1	Stuk Pièce Stück Piece	ACVG751	<table border="1"> <tr><td>BR</td><td></td></tr> <tr><td>AN</td><td></td></tr> <tr><td>KL</td><td></td></tr> <tr><td>GS</td><td></td></tr> <tr><td>Z</td><td></td></tr> <tr><td>W</td><td></td></tr> </table>	BR		AN		KL		GS		Z		W	
BR																	
AN																	
KL																	
GS																	
Z																	
W																	



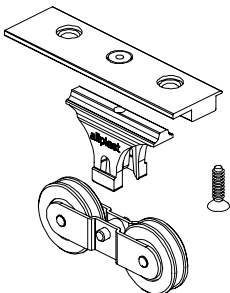

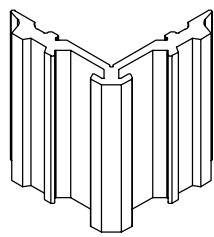
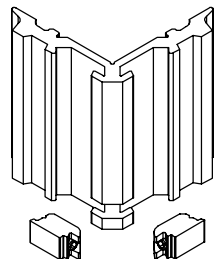

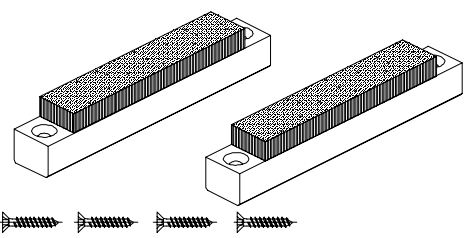
		Verp. per Emb. par Pack pr. Pack pr.	Eenheid Unité Einheit Unit	Toepassing Application Anwendung Application	Kleur Couleur Farbe Color												
	<b>ACSG072</b> -Bevestiging slot ACVG551 -Fixation pour ACVG551 -Befestigung für ACVG551 -Fixation for ACVG551   M5x40	200	Stuk Pièce Stück Pièce	ACVG551	<table border="1"> <tr><td>BR</td><td></td></tr> <tr><td>AN</td><td></td></tr> <tr><td>KL</td><td></td></tr> <tr><td>GS</td><td></td></tr> <tr><td>Z</td><td></td></tr> <tr><td>W</td><td></td></tr> </table>	BR		AN		KL		GS		Z		W	
BR																	
AN																	
KL																	
GS																	
Z																	
W																	
	<b>ACSG073</b> -Haakslot + slotplaat -Serrure à crochet + gache -Haakschloss + schliesplatte -Hooklock + lock plate	1	Stuk Pièce Stück Pièce	ACVG753 ACVG754 ACVG755 ACVG756 ACVG757	<table border="1"> <tr><td>BR</td><td></td></tr> <tr><td>AN</td><td></td></tr> <tr><td>KL</td><td></td></tr> <tr><td>GS</td><td></td></tr> <tr><td>Z</td><td></td></tr> <tr><td>W</td><td></td></tr> </table>	BR		AN		KL		GS		Z		W	
BR																	
AN																	
KL																	
GS																	
Z																	
W																	
	<b>ACSG080</b> -Bevestigingsplaat voor slot -Plaques de fixation pour serrure -Befestigungsplatte für Schloss -Fixation plates for lock	1	Stuk Pièce Stück Pièce	ACVG751 SG023 SG140	<table border="1"> <tr><td>BR</td><td></td></tr> <tr><td>AN</td><td></td></tr> <tr><td>KL</td><td></td></tr> <tr><td>GS</td><td></td></tr> <tr><td>Z</td><td></td></tr> <tr><td>W</td><td></td></tr> </table>	BR		AN		KL		GS		Z		W	
BR																	
AN																	
KL																	
GS																	
Z																	
W																	
	<b>ACSG081</b> -Bevestigingsplaat voor slot -Plaque de fixation pour serrure -Befestigungsplatte für Schloss -Fixation plate for lock	1	Stuk Pièce Stück Pièce	ACVG751 SG023 SG140	<table border="1"> <tr><td>BR</td><td></td></tr> <tr><td>AN</td><td></td></tr> <tr><td>KL</td><td></td></tr> <tr><td>GS</td><td></td></tr> <tr><td>Z</td><td></td></tr> <tr><td>W</td><td></td></tr> </table>	BR		AN		KL		GS		Z		W	
BR																	
AN																	
KL																	
GS																	
Z																	
W																	
	<b>ACSG109</b> -Stift 102mm -Goupille 102mm -Wechselstift 102mm -Change rod 102mm	1	Stuk Pièce Stück Pièce	ACVG755 ACVG759	<table border="1"> <tr><td>BR</td><td></td></tr> <tr><td>AN</td><td></td></tr> <tr><td>KL</td><td></td></tr> <tr><td>GS</td><td></td></tr> <tr><td>Z</td><td></td></tr> <tr><td>W</td><td></td></tr> </table>	BR		AN		KL		GS		Z		W	
BR																	
AN																	
KL																	
GS																	
Z																	
W																	

BR = BRUT - BRUT - ROH - BRUT  
AN (X) = ANODISATIE - ANODISE - ELOXIERT - ANODISED  
AN (■) = GELAKT - LAQUE - LACKIERT - LACQUERED -- RAL9006M  
KL = STANDAARDKLEUREN - COULEUR STANDARD - BASIS FARBEN - BASIC COLORS  
GS = GEMOFFELD SPECIAAL - LAQUE SPECIAL - SPECIALFARBE - SPECIAL COLOR  
Z = ZWART - NOIR - SCHWARZ - BLACK  
W = WIT - BLANC - WEISS - WHITE


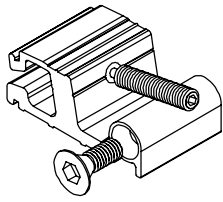

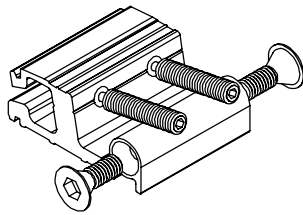

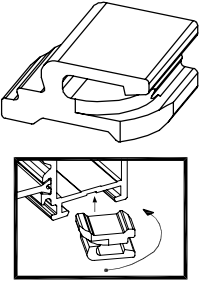
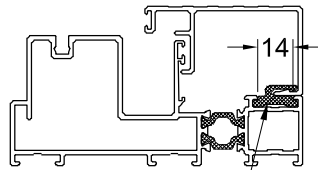
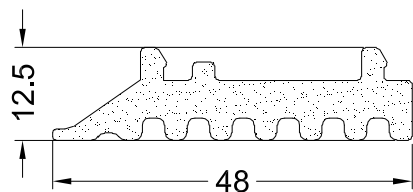
 GEREEDSCHAP - OUTILLAGE  
WERKZEUG - TOOL  
 BEVESTIGING - FIXATION  
BEFESTIGUNG - FIXATION







		Verp. per Emb. par Pack pr.	Einheid Unité Einheit Unit	Toepassing Application Anwendung Application	Kleur Couleur Farbe Color												
	<b>ACSG110</b> -Tandemwiel max 100kg/ tandemwiel -Roulette double max 100kg/ roulette double -Tandemrolle max 100kg/ tandemrolle -Double pulley max 100kg/ double pulley	1	Stuk Pièce Stück Pièce	SG020	<table border="1"> <tr><td>BR</td><td></td></tr> <tr><td>AN</td><td></td></tr> <tr><td>KL</td><td></td></tr> <tr><td>GS</td><td></td></tr> <tr><td>Z</td><td></td></tr> <tr><td>W</td><td></td></tr> </table>	BR		AN		KL		GS		Z		W	
BR																	
AN																	
KL																	
GS																	
Z																	
W																	
	<b>ACSG517</b> -Cilinder inbraakwerend 35/45 -Cylindre pour anti effraction 35/45 -Zylinder für einbruchhemmend 35/45 -Cylinder for burglary proof 35/45	1	Stuk Pièce Stück Pièce	SG020 ACVG551 ACVG751	<table border="1"> <tr><td>BR</td><td></td></tr> <tr><td>AN</td><td></td></tr> <tr><td>KL</td><td></td></tr> <tr><td>GS</td><td></td></tr> <tr><td>Z</td><td></td></tr> <tr><td>W</td><td></td></tr> </table>	BR		AN		KL		GS		Z		W	
BR																	
AN																	
KL																	
GS																	
Z																	
W																	
 <b>X=12mm Y=72mm</b>	<b>ACSG610A</b> -Pershoek voor buitenste kamer -Clame à presser pour chambre extérieure -Eckverbinder stanbaar für aussere Kammer -Clamping corner for outside chamber	1	Stuk Pièce Stück Pièce	SG610 SG613	<table border="1"> <tr><td>BR</td><td></td></tr> <tr><td>AN</td><td></td></tr> <tr><td>KL</td><td></td></tr> <tr><td>GS</td><td></td></tr> <tr><td>Z</td><td></td></tr> <tr><td>W</td><td></td></tr> </table>	BR		AN		KL		GS		Z		W	
BR																	
AN																	
KL																	
GS																	
Z																	
W																	
 <b>X=12mm Y=72mm</b>	<b>ACSG611A</b> -Schroefhoek voor buitenste kamer -Clame à visser pour chambre extérieure -Eckverbinder schraubbar für aussere Kammer -Square coupling joint for outside chamber   <b>ACVG66</b>	1	Stuk Pièce Stück Pièce	SG610 SG613	<table border="1"> <tr><td>BR</td><td></td></tr> <tr><td>AN</td><td></td></tr> <tr><td>KL</td><td></td></tr> <tr><td>GS</td><td></td></tr> <tr><td>Z</td><td></td></tr> <tr><td>W</td><td></td></tr> </table>	BR		AN		KL		GS		Z		W	
BR																	
AN																	
KL																	
GS																	
Z																	
W																	
	<b>ACSG630</b> -Centrale dichting onder + boven -Étanchéité centrale inf. + sup. -Mitteldichtung unter und oben -Plug for risers and antidust bottom and top	1	Set	SG610	<table border="1"> <tr><td>BR</td><td></td></tr> <tr><td>AN</td><td></td></tr> <tr><td>KL</td><td></td></tr> <tr><td>GS</td><td></td></tr> <tr><td>Z</td><td></td></tr> <tr><td>W</td><td></td></tr> </table>	BR		AN		KL		GS		Z		W	
BR																	
AN																	
KL																	
GS																	
Z																	
W																	

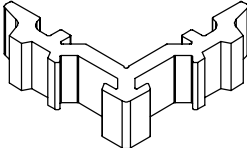
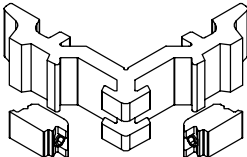

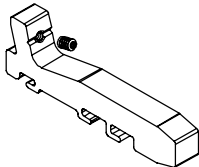
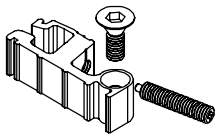

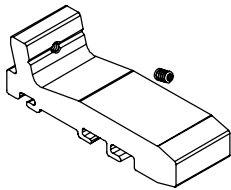


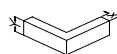
		Verp. per Emb. par Pack pr. Pack pr.	Eenheid Unité Einheit Unit	Toepassing Application Anwendung Application	Kleur Couleur Farbe Color												
	<b>ACSG631</b> -Beglazingsrubber buiten -Joint de vitrage extérieur -Glasanlage Dichtung -Glazing gasket outside	100	m	SG610 SG614	<table border="1"> <tr><td>BR</td><td></td></tr> <tr><td>AN</td><td></td></tr> <tr><td>KL</td><td></td></tr> <tr><td>GS</td><td></td></tr> <tr><td>Z</td><td></td></tr> <tr><td>W</td><td></td></tr> </table>	BR		AN		KL		GS		Z		W	
BR																	
AN																	
KL																	
GS																	
Z																	
W																	
  X=30mm Y=20mm	<b>ACIP026B</b> -T-verbinding voor binnenste kamer -Assemblage T pour chambre intérieur -T-Verbinder für innere Kammer -Connecting bracket for inside chamber   ACVL150 / ACVG66	1 24	Stuk Pièce Stück Piece	SG020 TL031	<table border="1"> <tr><td>BR</td><td></td></tr> <tr><td>AN</td><td></td></tr> <tr><td>KL</td><td></td></tr> <tr><td>GS</td><td></td></tr> <tr><td>Z</td><td></td></tr> <tr><td>W</td><td></td></tr> </table>	BR		AN		KL		GS		Z		W	
BR																	
AN																	
KL																	
GS																	
Z																	
W																	
  X=41mm Y=20mm	<b>ACIP027B</b> -T-verbinding voor binnenste kamer -Assemblage T pour chambre intérieur -T-Verbinder für innere Kammer -Connecting bracket for inside chamber   ACVL150 / ACVG66	1 24	Stuk Pièce Stück Piece	SG020 TL032	<table border="1"> <tr><td>BR</td><td></td></tr> <tr><td>AN</td><td></td></tr> <tr><td>KL</td><td></td></tr> <tr><td>GS</td><td></td></tr> <tr><td>Z</td><td></td></tr> <tr><td>W</td><td></td></tr> </table>	BR		AN		KL		GS		Z		W	
BR																	
AN																	
KL																	
GS																	
Z																	
W																	
  ACIP171	<b>ACIP171</b> -Klemstuk -Clips -Befestigungsklotz -Clip	1	Stuk Pièce Stück Piece	SG610 SG614	<table border="1"> <tr><td>BR</td><td></td></tr> <tr><td>AN</td><td></td></tr> <tr><td>KL</td><td></td></tr> <tr><td>GS</td><td></td></tr> <tr><td>Z</td><td></td></tr> <tr><td>W</td><td></td></tr> </table>	BR		AN		KL		GS		Z		W	
BR																	
AN																	
KL																	
GS																	
Z																	
W																	
 12.5 48	<b>ACSL300</b> -Basis rubber -Base gache -Basis gummi -Base rubber	25	m	SG010 SG210	<table border="1"> <tr><td>BR</td><td></td></tr> <tr><td>AN</td><td></td></tr> <tr><td>KL</td><td></td></tr> <tr><td>GS</td><td></td></tr> <tr><td>Z</td><td></td></tr> <tr><td>W</td><td></td></tr> </table>	BR		AN		KL		GS		Z		W	
BR																	
AN																	
KL																	
GS																	
Z																	
W																	

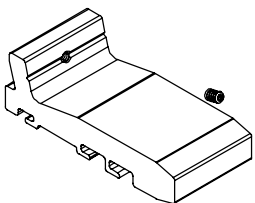
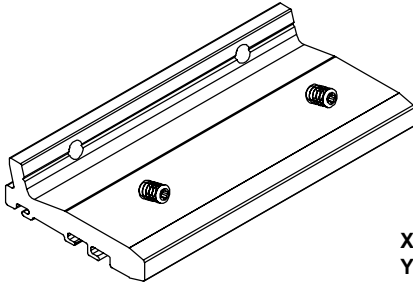
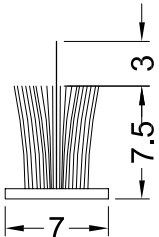


BR = BRUT - BRUT - ROH - BRUT  
 AN (X) = ANODISATIE - ANODISE - ELOXIERT - ANODISED  
 AN (■) = GELAKT - LAQUE - LACKIERT - LACQUERED -- RAL9006M  
 KL = STANDAARDKLEUREN - COULEUR STANDARD - BASIS FARBEN - BASIC COLORS  
 GS = GEMOFFELD SPECIAAL - LAQUE SPECIAL - SPECIALFARBE - SPECIAL COLOR  
 Z = ZWART - NOIR - SCHWARZ - BLACK  
 W = WIT - BLANC - WEISS - WHITE

 GEREEDSCHAP - OUTILLAGE  
 WERKZEUG - TOOL  
 BEVESTIGING - FIXATION  
 BEFESTIGUNG - FIXATION





	Verp. per Emb. par Pack pr.	Einheit Unit	Toepassing Application	Kleur Couleur Farbe Color												
 <p><b>ACTL010B</b> -Pershoek voor binnenste kamer -Clame à presser pour chambre intérieure -Eckverbinder Stanzbar für innere kammer -Clamping corner for inside chamber</p> <p>X=15mm Y=20mm</p>	1 48	Stuk Pièce Stück Piece	SG610 SG613	<table border="1"> <tr><td>BR</td><td></td></tr> <tr><td>AN</td><td></td></tr> <tr><td>KL</td><td></td></tr> <tr><td>GS</td><td></td></tr> <tr><td>Z</td><td></td></tr> <tr><td>W</td><td></td></tr> </table>	BR		AN		KL		GS		Z		W	
BR																
AN																
KL																
GS																
Z																
W																
 <p><b>ACTL011B</b> -Schroefhoek voor binnenste kamer -Clame à visser pour chambre intérieure -Eckverbinder schraubbar für innere kammer -Clamping corner for inside chamber</p> <p>X=15mm Y=20mm</p> <p> ACVG66</p>	1 48	Stuk Pièce Stück Piece	SG610 SG613	<table border="1"> <tr><td>BR</td><td></td></tr> <tr><td>AN</td><td></td></tr> <tr><td>KL</td><td></td></tr> <tr><td>GS</td><td></td></tr> <tr><td>Z</td><td></td></tr> <tr><td>W</td><td></td></tr> </table>	BR		AN		KL		GS		Z		W	
BR																
AN																
KL																
GS																
Z																
W																
 <p><b>ACTL025A</b> -T-verbinding voor buitenste kamer -Assemblage T pour chambre extérieur -T-Verbinder für aussere Kammer -Connecting bracket for outside chamber</p> <p>X=11mm Y= 8mm</p>	1	Stuk Pièce Stück Piece	SG020 TL030	<table border="1"> <tr><td>BR</td><td></td></tr> <tr><td>AN</td><td></td></tr> <tr><td>KL</td><td></td></tr> <tr><td>GS</td><td></td></tr> <tr><td>Z</td><td></td></tr> <tr><td>W</td><td></td></tr> </table>	BR		AN		KL		GS		Z		W	
BR																
AN																
KL																
GS																
Z																
W																
 <p><b>ACTL025B</b> -T-verbinding voor binnenste kamer -Assemblage T pour chambre intérieur -T-Verbinder für innere Kammer -Connecting bracket for inside chamber</p> <p>X=20mm Y=15mm</p> <p> ACVL150 / ACVG66</p>	1	Stuk Pièce Stück Piece	SG020 TL030	<table border="1"> <tr><td>BR</td><td></td></tr> <tr><td>AN</td><td></td></tr> <tr><td>KL</td><td></td></tr> <tr><td>GS</td><td></td></tr> <tr><td>Z</td><td></td></tr> <tr><td>W</td><td></td></tr> </table>	BR		AN		KL		GS		Z		W	
BR																
AN																
KL																
GS																
Z																
W																
 <p><b>ACTL026A</b> -T-verbinding voor buitenste kamer -Assemblage T pour chambre extérieur -T-Verbinder für aussere Kammer -Connecting bracket for outside chamber</p> <p>X=26mm Y= 8mm</p>	1	Stuk Pièce Stück Piece	SG020 TL031	<table border="1"> <tr><td>BR</td><td></td></tr> <tr><td>AN</td><td></td></tr> <tr><td>KL</td><td></td></tr> <tr><td>GS</td><td></td></tr> <tr><td>Z</td><td></td></tr> <tr><td>W</td><td></td></tr> </table>	BR		AN		KL		GS		Z		W	
BR																
AN																
KL																
GS																
Z																
W																








		Verp. per Emb. par Pack pr. Pack pr.	Eenheid Unité Einheit Unit	Toepassing Application Anwendung Application	Kleur Couleur Farbe Color											
 <p><b>ACTL027A</b>                      -T-verbinding voor buitenste kamer                      -Assemblage T pour chambre extérieur                      -T-Verbinder für aussere Kammer                      -Connecting bracket for outside chamber</p> <p>X=37mm Y= 8mm</p>	1	Stuk Pièce Stück Piece	SG020 TL032	<table border="1"> <tr><td>BR</td><td></td></tr> <tr><td>AN</td><td></td></tr> <tr><td>KL</td><td></td></tr> <tr><td>GS</td><td></td></tr> <tr><td>Z</td><td></td></tr> <tr><td>W</td><td></td></tr> </table>	BR		AN		KL		GS		Z		W	
BR																
AN																
KL																
GS																
Z																
W																
 <p><b>ACTL028A</b>                      -T-verbinding voor buitenste kamer                      -Assemblage T pour chambre extérieur                      -T-Verbinder für aussere Kammer                      -Connecting bracket for outside chamber</p> <p>X=79mm Y= 8mm</p>	1	Stuk Pièce Stück Piece	SG020 TL033	<table border="1"> <tr><td>BR</td><td></td></tr> <tr><td>AN</td><td></td></tr> <tr><td>KL</td><td></td></tr> <tr><td>GS</td><td></td></tr> <tr><td>Z</td><td></td></tr> <tr><td>W</td><td></td></tr> </table>	BR		AN		KL		GS		Z		W	
BR																
AN																
KL																
GS																
Z																
W																
 <p><b>ACVG22</b>                      -Borstelafdichting 7.5mm + 3mm                      -Brosse 7.5mm + 3mm                      -Burstendichtung 7.5mm + 3mm                      -Brush fitting 7.5mm + 3mm</p>	100	m	SG020 SG030 SG610	<table border="1"> <tr><td>BR</td><td></td></tr> <tr><td>AN</td><td></td></tr> <tr><td>KL</td><td></td></tr> <tr><td>GS</td><td></td></tr> <tr><td>Z</td><td></td></tr> <tr><td>W</td><td></td></tr> </table>	BR		AN		KL		GS		Z		W	
BR																
AN																
KL																
GS																
Z																
W																
 <p><b>ACVG29</b>                      -Anti-uithefstukje                      -Anti-dégon dage                      -Anti-Aufhebenstück                      -Anti lift-up piece</p>	1	Stuk Pièce Stück Piece	SG020	<table border="1"> <tr><td>BR</td><td></td></tr> <tr><td>AN</td><td></td></tr> <tr><td>KL</td><td></td></tr> <tr><td>GS</td><td></td></tr> <tr><td>Z</td><td></td></tr> <tr><td>W</td><td></td></tr> </table>	BR		AN		KL		GS		Z		W	
BR																
AN																
KL																
GS																
Z																
W																
 <p><b>ACVG30</b>                      -Centrale dichting onder + boven                      -Etanchéité centrale inf. + sup.                      -Mitteldichtung under und oben                      -Plug for risers and antidust top and bottom</p>	1	Set	SG010 SG013 SG210	<table border="1"> <tr><td>BR</td><td></td></tr> <tr><td>AN</td><td></td></tr> <tr><td>KL</td><td></td></tr> <tr><td>GS</td><td></td></tr> <tr><td>Z</td><td></td></tr> <tr><td>W</td><td></td></tr> </table>	BR		AN		KL		GS		Z		W	
BR																
AN																
KL																
GS																
Z																
W																

BR = BRUT - BRUT - ROH - BRUT  
 AN (X) = ANODISATIE - ANODISE - ELOXIERT - ANODISED  
 AN (■) = GELAKT - LAQUE - LACKIERT - LACQUERED -- RAL9006M  
 KL = STANDAARDKLEUREN - COULEUR STANDARD - BASIS FARBEN - BASIC COLORS  
 GS = GEMOFFELD SPECIAAL - LAQUE SPECIAL - SPECIALFARBE - SPECIAL COLOR  
 Z = ZWART - NOIR - SCHWARZ - BLACK  
 W = WIT - BLANC - WEISS - WHITE

 GEREEDSCHAP - OUTILLAGE  
 WERKZEUG - TOOL  
 BEVESTIGING - FIXATION  
 BEFESTIGUNG - FIXATION



		Verp. per Emb. par Pack pr.	Einheid Unité Einheit Unit	Toepassing Application Anwendung Application	Kleur Couleur Farbe Color												
	<b>ACVG31</b> -Beglazingsrubber buiten 3mm -Joint de vitrage extérieur 3mm -Glasanlage Dichtung 3mm -Glazing gasket outside 3mm	200	m	SG020 TL030 TL031 TL032 TL033 TL034 TL130	<table border="1"> <tr><td>BR</td><td></td></tr> <tr><td>AN</td><td></td></tr> <tr><td>KL</td><td></td></tr> <tr><td>GS</td><td></td></tr> <tr><td>Z</td><td>X</td></tr> <tr><td>W</td><td></td></tr> </table>	BR		AN		KL		GS		Z	X	W	
BR																	
AN																	
KL																	
GS																	
Z	X																
W																	
	<b>ACVG31N</b> -Beglazingsrubber buiten 3mm ronddraaiend -Joint de vitrage extérieur 3mm tournant -Glasanlage-Dichtung 3mm herumdrehend -Glazing gasket outside 3mm rotated	200	m	SG020 TL030 TL031 TL032 TL033 TL034 TL130	<table border="1"> <tr><td>BR</td><td></td></tr> <tr><td>AN</td><td></td></tr> <tr><td>KL</td><td></td></tr> <tr><td>GS</td><td></td></tr> <tr><td>Z</td><td>X</td></tr> <tr><td>W</td><td></td></tr> </table>	BR		AN		KL		GS		Z	X	W	
BR																	
AN																	
KL																	
GS																	
Z	X																
W																	
	<b>ACVG32</b> -Beglazingsrubber 3mm -Joint de vitrage 3mm -Glasdichtung 3mm -Glazing gasket 3mm	100	m	VL61 VL62 VL63 VL64 VL65 VL66 VL161 VL162 VL164 VL166	<table border="1"> <tr><td>BR</td><td></td></tr> <tr><td>AN</td><td></td></tr> <tr><td>KL</td><td></td></tr> <tr><td>GS</td><td></td></tr> <tr><td>Z</td><td>X</td></tr> <tr><td>W</td><td></td></tr> </table>	BR		AN		KL		GS		Z	X	W	
BR																	
AN																	
KL																	
GS																	
Z	X																
W																	
	<b>ACVG32N</b> -Beglazingsrubber 3mm ronddraaiend -Joint de vitrage 3mm tournant -Glasdichtung 3mm herumdrehend -Glazing gasket 3mm rotated	100	m	VL61 VL62 VL63 VL64 VL65 VL66 VL161 VL162 VL164 VL166	<table border="1"> <tr><td>BR</td><td></td></tr> <tr><td>AN</td><td></td></tr> <tr><td>KL</td><td></td></tr> <tr><td>GS</td><td></td></tr> <tr><td>Z</td><td>X</td></tr> <tr><td>W</td><td></td></tr> </table>	BR		AN		KL		GS		Z	X	W	
BR																	
AN																	
KL																	
GS																	
Z	X																
W																	
	<b>ACVG33</b> -Beglazingsrubber 4mm -Joint de vitrage 4mm -Glasdichtung 4mm -Glazing gasket 4mm	100	m	VL61 VL62 VL63 VL64 VL65 VL66 VL161 VL162 VL164 VL166	<table border="1"> <tr><td>BR</td><td></td></tr> <tr><td>AN</td><td></td></tr> <tr><td>KL</td><td></td></tr> <tr><td>GS</td><td></td></tr> <tr><td>Z</td><td>X</td></tr> <tr><td>W</td><td></td></tr> </table>	BR		AN		KL		GS		Z	X	W	
BR																	
AN																	
KL																	
GS																	
Z	X																
W																	

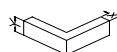
BR = BRUT - BRUT - ROH - BRUT  
 AN (X) = ANODISATIE - ANODISE - ELOXIERT - ANODISED  
 AN (■) = GELAKT - LAQUE - LACKIERT - LACQUERED -- RAL9006M  
 KL = STANDAARDKLEUREN - COULEUR STANDARD - BASIS FARBEN - BASIC COLORS  
 GS = GEMOFFELD SPECIAAL - LAQUE SPECIAL - SPECIALFARBE - SPECIAL COLOR  
 Z = ZWART - NOIR - SCHWARZ - BLACK  
 W = WIT - BLANC - WEISS - WHITE




GEREEDSCHAP - OUTILLAGE  
WERKZEUG - TOOL



BEVESTIGING - FIXATION  
BEFESTIGUNG - FIXATION



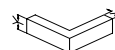
		Verp. per Emb. par Pack pr. Pack pr.	Eenheid Unité Einheit Unit	Toepassing Application Anwendung Application	Kleur Couleur Farbe Color												
	<b>ACVG33N</b> -Beglazingsrubber 4mm ronddraaiend -Joint de vitrage 4mm tournant -Glasdichtung 4mm herumdrehend -Glazing gasket 4mm rotated	100	m	VL61 VL62 VL63 VL64 VL65 VL66 VL161 VL162 VL164 VL166	<table border="1"> <tr><td>BR</td><td></td></tr> <tr><td>AN</td><td></td></tr> <tr><td>KL</td><td></td></tr> <tr><td>GS</td><td></td></tr> <tr><td>Z</td><td>X</td></tr> <tr><td>W</td><td></td></tr> </table>	BR		AN		KL		GS		Z	X	W	
BR																	
AN																	
KL																	
GS																	
Z	X																
W																	
	<b>ACVG34</b> -Beglazingsrubber 5mm -Joint de vitrage 5mm -Glasdichtung 5mm -Glazing gasket 5mm	100	m	VL61 VL62 VL63 VL64 VL65 VL66 VL161 VL162 VL164 VL166	<table border="1"> <tr><td>BR</td><td></td></tr> <tr><td>AN</td><td></td></tr> <tr><td>KL</td><td></td></tr> <tr><td>GS</td><td></td></tr> <tr><td>Z</td><td>X</td></tr> <tr><td>W</td><td></td></tr> </table>	BR		AN		KL		GS		Z	X	W	
BR																	
AN																	
KL																	
GS																	
Z	X																
W																	
	<b>ACVG34N</b> -Beglazingsrubber 5mm ronddraaiend -Joint de vitrage 5mm tournant -Glasdichtung 5mm herumdrehend -Glazing gasket 5mm rotated	100	m	VL61 VL62 VL63 VL64 VL65 VL66 VL161 VL162 VL164 VL166	<table border="1"> <tr><td>BR</td><td></td></tr> <tr><td>AN</td><td></td></tr> <tr><td>KL</td><td></td></tr> <tr><td>GS</td><td></td></tr> <tr><td>Z</td><td>X</td></tr> <tr><td>W</td><td></td></tr> </table>	BR		AN		KL		GS		Z	X	W	
BR																	
AN																	
KL																	
GS																	
Z	X																
W																	
	<b>ACVG40</b> -Sluittootbuffer -Butée de fermeture -Stossklotz -Stop block	1	Stuk Pièce Stück Piece	SG020	<table border="1"> <tr><td>BR</td><td></td></tr> <tr><td>AN</td><td></td></tr> <tr><td>KL</td><td></td></tr> <tr><td>GS</td><td></td></tr> <tr><td>Z</td><td></td></tr> <tr><td>W</td><td></td></tr> </table>	BR		AN		KL		GS		Z		W	
BR																	
AN																	
KL																	
GS																	
Z																	
W																	
	<b>ACVG41</b> -Centrale dichting 3 vleugels -Etanchéité centrale 3 vantaux -Mitteldichtung 3 Flügel -Plug for risers and antidust 3 panel	1	Set	SG011	<table border="1"> <tr><td>BR</td><td></td></tr> <tr><td>AN</td><td></td></tr> <tr><td>KL</td><td></td></tr> <tr><td>GS</td><td></td></tr> <tr><td>Z</td><td></td></tr> <tr><td>W</td><td></td></tr> </table>	BR		AN		KL		GS		Z		W	
BR																	
AN																	
KL																	
GS																	
Z																	
W																	

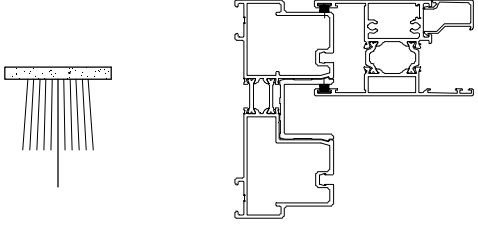





BR = BRUT - BRUT - ROH - BRUT  
AN (X) = ANODISATIE - ANODISE - ELOXIERT - ANODISED  
AN (■) = GELAKT - LAQUE - LACKIERT - LACQUERED -- RAL9006M  
KL = STANDAARDKLEUREN - COULEUR STANDARD - BASIS FARBEN - BASIC COLORS  
GS = GEMOFFELD SPECIAAL - LAQUE SPECIAL - SPECIALFARBE - SPECIAL COLOR  
Z = ZWART - NOIR - SCHWARZ - BLACK  
W = WIT - BLANC - WEISS - WHITE





GEREEDSCHAP - OUTILLAGE  
WERKZEUG - TOOL

BEVESTIGING - FIXATION  
BEFESTIGUNG - FIXATION



	Verp. per Emb. par Pack pr.	Einheid Unité Einheit Unit	Toepassing Application Anwendung Application	Kleur Couleur Farbe Color												
 <p><b>ACVG42</b> -Borstelafdichting -Brosse -Bürste -Brush</p>	100	m	SG020 SG030 SG031 SG140	<table border="1"> <tr><td>BR</td><td></td></tr> <tr><td>AN</td><td></td></tr> <tr><td>KL</td><td></td></tr> <tr><td>GS</td><td></td></tr> <tr><td>Z</td><td>X</td></tr> <tr><td>W</td><td></td></tr> </table>	BR		AN		KL		GS		Z	X	W	
BR																
AN																
KL																
GS																
Z	X															
W																
 <p><b>ACVG45</b> -Afdekkap waterafvoer -Capuchon écoulement d'eau -Abdeckkappe Entwässerung -Drain hole cover</p>	1	Stuk Pièce Stück Pièce	SG010 SG013 SG210	<table border="1"> <tr><td>BR</td><td></td></tr> <tr><td>AN</td><td></td></tr> <tr><td>KL</td><td>X</td></tr> <tr><td>GS</td><td></td></tr> <tr><td>Z</td><td>X</td></tr> <tr><td>W</td><td>X</td></tr> </table>	BR		AN		KL	X	GS		Z	X	W	X
BR																
AN																
KL	X															
GS																
Z	X															
W	X															
 <p><b>ACVG48</b> -Stootbuffer -Butée -Buffer -Stopper</p> <p> <b>ACVG51</b></p>	1	Stuk Pièce Stück Pièce	SG020	<table border="1"> <tr><td>BR</td><td>X</td></tr> <tr><td>AN</td><td>X</td></tr> <tr><td>KL</td><td>X</td></tr> <tr><td>GS</td><td>X</td></tr> <tr><td>Z</td><td>X</td></tr> <tr><td>W</td><td>X</td></tr> </table>	BR	X	AN	X	KL	X	GS	X	Z	X	W	X
BR	X															
AN	X															
KL	X															
GS	X															
Z	X															
W	X															
 <p><b>ACVG49</b> -Beglazingsrubber 6-8mm -Joint de vitrage 6-8mm -Glasdichtung 6-8mm -Glazing gasket 6-8mm</p>	100	m	VL61 VL62 VL63 VL64 VL65 VL66 VL161 VL162 VL164 VL166	<table border="1"> <tr><td>BR</td><td></td></tr> <tr><td>AN</td><td></td></tr> <tr><td>KL</td><td></td></tr> <tr><td>GS</td><td></td></tr> <tr><td>Z</td><td>X</td></tr> <tr><td>W</td><td></td></tr> </table>	BR		AN		KL		GS		Z	X	W	
BR																
AN																
KL																
GS																
Z	X															
W																
 <p><b>ACVG51</b> -Schroef -Vis -Schraube -Screw</p>	200	Stuk Pièce Stück Pièce	ACVG48	<table border="1"> <tr><td>BR</td><td></td></tr> <tr><td>AN</td><td></td></tr> <tr><td>KL</td><td></td></tr> <tr><td>GS</td><td></td></tr> <tr><td>Z</td><td></td></tr> <tr><td>W</td><td></td></tr> </table>	BR		AN		KL		GS		Z		W	
BR																
AN																
KL																
GS																
Z																
W																



BR = BRUT - BRUT - ROH - BRUT  
 AN (X) = ANODISATIE - ANODISE - ELOXIERT - ANODISED  
 AN (■) = GELAKT - LAQUE - LACKIERT - LACQUERED -- RAL9006M  
 KL = STANDAARDKLEUREN - COULEUR STANDARD - BASIS FARBEN - BASIC COLORS  
 GS = GEMOFFELD SPECIAAL - LAQUE SPECIAL - SPECIALFARBE - SPECIAL COLOR  
 Z = ZWART - NOIR - SCHWARZ - BLACK  
 W = WIT - BLANC - WEISS - WHITE

 GEREEDSCHAP - OUTILLAGE  
 WERKZEUG - TOOL  
 BEVESTIGING - FIXATION  
 BEFESTIGUNG - FIXATION




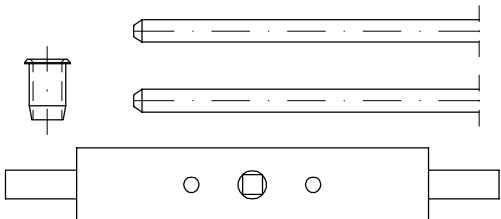

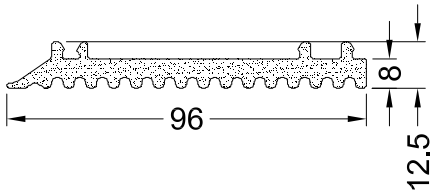

		Verp. per Emb. par Pack pr. Pack pr.	Eenheid Unité Einheit Unit	Toepassing Application Anwendung Application	Kleur Couleur Farbe Color												
	<b>ACVG57</b> -Stormventieltje -Clapet anti-réoulement -Sturm Ventil -Storm valve	1	Stuk Pièce Stück Piece	SG010 SG013 SG210	<table border="1"> <tr><td>BR</td><td></td></tr> <tr><td>AN</td><td></td></tr> <tr><td>KL</td><td></td></tr> <tr><td>GS</td><td></td></tr> <tr><td>Z</td><td></td></tr> <tr><td>W</td><td></td></tr> </table>	BR		AN		KL		GS		Z		W	
BR																	
AN																	
KL																	
GS																	
Z																	
W																	
	<b>ACVG65</b> -Zeskantsleutel 2.5mm -Clé à six pans 2.5mm -Sechskantschlüssel 2.5mm -T-handle hexagon key 2.5mm	1	Stuk Pièce Stück Piece	ACSG012	<table border="1"> <tr><td>BR</td><td></td></tr> <tr><td>AN</td><td></td></tr> <tr><td>KL</td><td></td></tr> <tr><td>GS</td><td></td></tr> <tr><td>Z</td><td></td></tr> <tr><td>W</td><td></td></tr> </table>	BR		AN		KL		GS		Z		W	
BR																	
AN																	
KL																	
GS																	
Z																	
W																	
	<b>ACVG66</b> -Zeskantsleutel 3mm -Clé à six pans 3mm -Sechskantschlüssel 3mm -T-handle hexagon key 3mm	1	Stuk Pièce Stück Piece	ACSG014 ACSG016 ACIP026B ACIP027B ACTL025B ACVN028B	<table border="1"> <tr><td>BR</td><td></td></tr> <tr><td>AN</td><td></td></tr> <tr><td>KL</td><td></td></tr> <tr><td>GS</td><td></td></tr> <tr><td>Z</td><td></td></tr> <tr><td>W</td><td></td></tr> </table>	BR		AN		KL		GS		Z		W	
BR																	
AN																	
KL																	
GS																	
Z																	
W																	
	<b>ACVG130</b> -Centrale dichting onder + boven -Etanchéité centrale inf. + sup. -Mitteldichtung unten und oben -Plug for risers and antidust top and bottom	1	Set	SG010 SG013 SG210	<table border="1"> <tr><td>BR</td><td></td></tr> <tr><td>AN</td><td></td></tr> <tr><td>KL</td><td></td></tr> <tr><td>GS</td><td></td></tr> <tr><td>Z</td><td></td></tr> <tr><td>W</td><td></td></tr> </table>	BR		AN		KL		GS		Z		W	
BR																	
AN																	
KL																	
GS																	
Z																	
W																	
	<b>ACVG131</b> -Beglazingsrubber buiten 4mm -Joint de vitrage extérieur 4mm -Glasanlage Dichtung 4mm -Glazing gasket outside 4mm	100	m	SG020 TL030 TL031 TL032 TL033 TL034 TL130	<table border="1"> <tr><td>BR</td><td></td></tr> <tr><td>AN</td><td></td></tr> <tr><td>KL</td><td></td></tr> <tr><td>GS</td><td></td></tr> <tr><td>Z</td><td>X</td></tr> <tr><td>W</td><td></td></tr> </table>	BR		AN		KL		GS		Z	X	W	
BR																	
AN																	
KL																	
GS																	
Z	X																
W																	

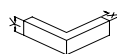
BR = BRUT - BRUT - ROH - BRUT  
 AN (X) = ANODISATIE - ANODISE - ELOXIERT - ANODISED  
 AN (■) = GELAKT - LAQUE - LACKIERT - LACQUERED -- RAL9006M  
 KL = STANDAARDKLEUREN - COULEUR STANDARD - BASIS FARBEN - BASIC COLORS  
 GS = GEMOFFELD SPECIAAL - LAQUE SPECIAL - SPECIALFARBE - SPECIAL COLOR  
 Z = ZWART - NOIR - SCHWARZ - BLACK  
 W = WIT - BLANC - WEISS - WHITE


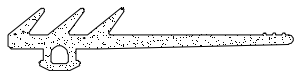
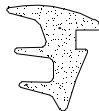

 GEREEDSCHAP - OUTILLAGE  
 WERKZEUG - TOOL  
 BEVESTIGING - FIXATION  
 BEFESTIGUNG - FIXATION





		Verp. per Emb. par Pack pr.	Eenheid Unité Einheit Unit	Toepassing Application Anwendung Application	Kleur Couleur Farbe Color												
	<p><b>ACVG131N</b></p> <p>-Beglazingsrubber buiten 4mm ronddraaiend -Joint de vitrage extérieur 4mm tournant -Glasanlage Dichtung 4mm herumdrehend -Glazing gasket outside 4mm rotated</p>	100	m	SG020 TL030 TL031 TL032 TL033 TL034 TL130	<table border="1"> <tr><td>BR</td><td></td></tr> <tr><td>AN</td><td></td></tr> <tr><td>KL</td><td></td></tr> <tr><td>GS</td><td></td></tr> <tr><td>Z</td><td>X</td></tr> <tr><td>W</td><td></td></tr> </table>	BR		AN		KL		GS		Z	X	W	
BR																	
AN																	
KL																	
GS																	
Z	X																
W																	
	<p><b>ACVG156</b></p> <p>-Set stangenslot VG -Set serrure à tringles VG -Set Treibriegelschloss VG -Set door bolts VG</p>	1	set	SG020	<table border="1"> <tr><td>BR</td><td></td></tr> <tr><td>AN</td><td></td></tr> <tr><td>KL</td><td></td></tr> <tr><td>GS</td><td></td></tr> <tr><td>Z</td><td>X</td></tr> <tr><td>W</td><td></td></tr> </table>	BR		AN		KL		GS		Z	X	W	
BR																	
AN																	
KL																	
GS																	
Z	X																
W																	
	<p><b>ACVG231</b></p> <p>-Beglazingsrubber buiten 2mm -Joint de vitrage extérieur 2mm -Glasanlage Dichtung 2mm -Glazing gasket outside 2mm</p>	200	m	SG020 TL030 TL031 TL032 TL033 TL034 TL130	<table border="1"> <tr><td>BR</td><td></td></tr> <tr><td>AN</td><td></td></tr> <tr><td>KL</td><td></td></tr> <tr><td>GS</td><td></td></tr> <tr><td>Z</td><td>X</td></tr> <tr><td>W</td><td></td></tr> </table>	BR		AN		KL		GS		Z	X	W	
BR																	
AN																	
KL																	
GS																	
Z	X																
W																	
	<p><b>ACVG300</b></p> <p>-Basis rubber -Base gache -Basis gummi -Base rubber</p>	25	m	SG210	<table border="1"> <tr><td>BR</td><td></td></tr> <tr><td>AN</td><td></td></tr> <tr><td>KL</td><td></td></tr> <tr><td>GS</td><td></td></tr> <tr><td>Z</td><td>X</td></tr> <tr><td>W</td><td></td></tr> </table>	BR		AN		KL		GS		Z	X	W	
BR																	
AN																	
KL																	
GS																	
Z	X																
W																	
	<p><b>ACVG231N</b></p> <p>-Beglazingsrubber buiten 2mm ronddraaiend -Joint de vitrage extérieur 2mm tournant -Glasanlage Dichtung 2mm herumdrehend -Glazing gasket outside 2mm rotated</p>	200	m	SG020 TL030 TL031 TL032 TL033 TL034 TL130	<table border="1"> <tr><td>BR</td><td></td></tr> <tr><td>AN</td><td></td></tr> <tr><td>KL</td><td></td></tr> <tr><td>GS</td><td></td></tr> <tr><td>Z</td><td>X</td></tr> <tr><td>W</td><td></td></tr> </table>	BR		AN		KL		GS		Z	X	W	
BR																	
AN																	
KL																	
GS																	
Z	X																
W																	

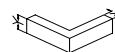




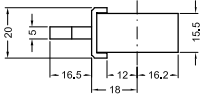
		Verp. per Emb. par Pack pr. Pack pr.	Eenheid Unité Einheit Unit	Toepassing Application Anwendung Application	Kleur Couleur Farbe Color												
	<p><b>ACVG256</b></p> <p>-Middenvergrendeling schuifdeur -Verrouillage centrale pour porte coulissante -Mittelverriegelung für Schiebetür -Central closure for sliding door</p>	1	Stuk Pièce Stück Piece	SG020	<table border="1"> <tr><td>BR</td><td></td></tr> <tr><td>AN</td><td></td></tr> <tr><td>KL</td><td></td></tr> <tr><td>GS</td><td></td></tr> <tr><td>Z</td><td></td></tr> <tr><td>W</td><td></td></tr> </table>	BR		AN		KL		GS		Z		W	
BR																	
AN																	
KL																	
GS																	
Z																	
W																	
	<p><b>ACVG331</b></p> <p>-Muuraansluitrubber -Joint de raccordement mural -Kupplung mauerdichtungsgummi -Connection wall gasket</p>	100	m	SG613	<table border="1"> <tr><td>BR</td><td></td></tr> <tr><td>AN</td><td></td></tr> <tr><td>KL</td><td></td></tr> <tr><td>GS</td><td></td></tr> <tr><td>Z</td><td></td></tr> <tr><td>W</td><td></td></tr> </table>	BR		AN		KL		GS		Z		W	
BR																	
AN																	
KL																	
GS																	
Z																	
W																	
	<p><b>ACVG340</b></p> <p>-Beglazingsrubber 6mm -Joint de vitrage 6mm -Glasanlage Dichtung 6mm -Glazing gasket 6mm</p>	200	m	VL61 VL62 VL63 VL64 VL65 VL66 VL161 VL162 VL164 VL166	<table border="1"> <tr><td>BR</td><td></td></tr> <tr><td>AN</td><td></td></tr> <tr><td>KL</td><td></td></tr> <tr><td>GS</td><td></td></tr> <tr><td>Z</td><td>X</td></tr> <tr><td>W</td><td></td></tr> </table>	BR		AN		KL		GS		Z	X	W	
BR																	
AN																	
KL																	
GS																	
Z	X																
W																	
	<p><b>ACVG340N</b></p> <p>-Beglazingsrubber 6mm ronddraaiend -Joint de vitrage 6mm tournant -Glasanlage Dichtung 6mm herumdrehend -Glazing gasket 6mm rotated</p>	100	m	VL61 VL62 VL63 VL64 VL65 VL66 VL161 VL162 VL164 VL166	<table border="1"> <tr><td>BR</td><td></td></tr> <tr><td>AN</td><td></td></tr> <tr><td>KL</td><td></td></tr> <tr><td>GS</td><td></td></tr> <tr><td>Z</td><td>X</td></tr> <tr><td>W</td><td></td></tr> </table>	BR		AN		KL		GS		Z	X	W	
BR																	
AN																	
KL																	
GS																	
Z	X																
W																	

BR = BRUT - BRUT - ROH - BRUT  
 AN (X) = ANODISATIE - ANODISE - ELOXIERT - ANODISED  
 AN (■) = GELAKT - LAQUE - LACKIERT - LACQUERED -- RAL9006M  
 KL = STANDAARDKLEUREN - COULEUR STANDARD - BASIS FARBEN - BASIC COLORS  
 GS = GEMOFFELD SPECIAAL - LAQUE SPECIAL - SPECIALFARBE - SPECIAL COLOR  
 Z = ZWART - NOIR - SCHWARZ - BLACK  
 W = WIT - BLANC - WEISS - WHITE



GEREEDSCHAP - OUTILLAGE  
 WERKZEUG - TOOL  
 BEVESTIGING - FIXATION  
 BEFESTIGUNG - FIXATION



	Verp. per Emb. par Pack pr.	Eenheid Unité Einheit Unit	Toepassing Application Anwendung Application	Kleur Couleur Farbe Color												
	1	Stuk Pièce Stück Piece	VG20 VG820	<table border="1" style="width: 100%; text-align: center;"> <tr> <td>BR</td> <td>X</td> </tr> <tr> <td>AN</td> <td></td> </tr> <tr> <td>KL</td> <td></td> </tr> <tr> <td>GS</td> <td></td> </tr> <tr> <td>Z</td> <td></td> </tr> <tr> <td>W</td> <td></td> </tr> </table>	BR	X	AN		KL		GS		Z		W	
BR	X															
AN																
KL																
GS																
Z																
W																
<p><b>ACVG551</b></p> <p>-Inbraakvertragend 5 puntslot + slotplaat -Serrure 5 point + gache pour anti effraction -5 Punkt Schloss + Platte für einbruchhemmend -Lock with 5 points + lock plate for burglary proof</p> <div style="display: flex; justify-content: space-around; align-items: center;">   </div>																





BR = BRUT - BRUT - ROH - BRUT  
 AN (X) = ANODISATIE - ANODISE - ELOXIERT - ANODISED  
 AN (■) = GELAKT - LAQUE - LACKIERT - LACQUERED -- RAL9006M  
 KL = STANDAARDKLEUREN - COULEUR STANDARD - BASIS FARBEN - BASIC COLORS  
 GS = GEMOFFELD SPECIAAL - LAQUE SPECIAL - SPECIALFARBE - SPECIAL COLOR  
 Z = ZWART - NOIR - SCHWARZ - BLACK  
 W = WIT - BLANC - WEISS - WHITE



GEREEDSCHAP - OUTILLAGE  
WERKZEUG - TOOL

BEVESTIGING - FIXATION  
BEFESTIGUNG - FIXATION



	Verp. per Emb. par Pack pr. Pack pr.	Eenheid Unité Einheit Unit	Toepassing Application Anwendung Application	Kleur Couleur Farbe Color												
 <p><b>ACVG553</b> -Buitenkruk met stift 112mm inbraakvertragend -Poignée extérieure avec tige 112mm anti effraction -Krücke aussen mit stift 112mm einbruchhemmend -Handle outside with pin 112mm burglary proof</p> <p><b>ACMX209 !!</b></p>	1	Stuk Pièce Stück Pièce	VG20 VG820 ACVG551	<table border="1"> <tr><td>BR</td><td></td></tr> <tr><td>AN</td><td>X</td></tr> <tr><td>KL</td><td>X</td></tr> <tr><td>GS</td><td>X</td></tr> <tr><td>Z</td><td>X</td></tr> <tr><td>W</td><td>X</td></tr> </table>	BR		AN	X	KL	X	GS	X	Z	X	W	X
BR																
AN	X															
KL	X															
GS	X															
Z	X															
W	X															
 <p><b>ACVG554</b> -Binnenkruk inbraakvertragend -Poignée intérieure anti effraction -Krücke innen einbruchhemmend -Handle inside burglary proof</p>	1	Stuk Pièce Stück Pièce	VG20 VG820 ACVG551	<table border="1"> <tr><td>BR</td><td></td></tr> <tr><td>AN</td><td>X</td></tr> <tr><td>KL</td><td>X</td></tr> <tr><td>GS</td><td>X</td></tr> <tr><td>Z</td><td>X</td></tr> <tr><td>W</td><td>X</td></tr> </table>	BR		AN	X	KL	X	GS	X	Z	X	W	X
BR																
AN	X															
KL	X															
GS	X															
Z	X															
W	X															
 <p><b>ACVG623</b> -Eindstuk -Pièce latérale -Abdichtung -Sealing</p>	1	Set	SG023	<table border="1"> <tr><td>BR</td><td></td></tr> <tr><td>AN</td><td></td></tr> <tr><td>KL</td><td></td></tr> <tr><td>GS</td><td></td></tr> <tr><td>Z</td><td>X</td></tr> <tr><td>W</td><td>X</td></tr> </table>	BR		AN		KL		GS		Z	X	W	X
BR																
AN																
KL																
GS																
Z	X															
W	X															
 <p><b>ACVG631</b> -Eindstuk -Embout -Endstück -End piece</p>	1	Stuk Pièce Stück Pièce	VG31 VG131	<table border="1"> <tr><td>BR</td><td>X</td></tr> <tr><td>AN</td><td></td></tr> <tr><td>KL</td><td></td></tr> <tr><td>GS</td><td></td></tr> <tr><td>Z</td><td></td></tr> <tr><td>W</td><td></td></tr> </table>	BR	X	AN		KL		GS		Z		W	
BR	X															
AN																
KL																
GS																
Z																
W																

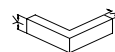
BR = BRUT - BRUT - ROH - BRUT  
 AN (X) = ANODISATIE - ANODISE - ELOXIERT - ANODISED  
 AN (■) = GELAKT - LAQUE - LACKIERT - LACQUERED -- RAL9006M  
 KL = STANDAARDKLEUREN - COULEUR STANDARD - BASIS FARBEN - BASIC COLORS  
 GS = GEMOFFELD SPECIAAL - LAQUE SPECIAL - SPECIALFARBE - SPECIAL COLOR  
 Z = ZWART - NOIR - SCHWARZ - BLACK  
 W = WIT - BLANC - WEISS - WHITE


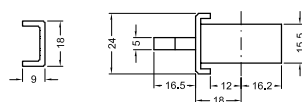


GEREEDSCHAP - OUTILLAGE  
WERKZEUG - TOOL



BEVESTIGING - FIXATION  
BEFESTIGUNG - FIXATION



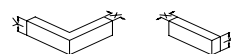
	Verp. per Emb. par Pack pr.	Eenheid Unit	Toepassing Application	Kleur Couleur												
	1	Stuk Pièce Stück Piece	VG20 VG820	<table border="1"> <thead> <tr> <th>BR</th> <th>X</th> </tr> </thead> <tbody> <tr> <td>AN</td> <td></td> </tr> <tr> <td>KL</td> <td></td> </tr> <tr> <td>GS</td> <td></td> </tr> <tr> <td>Z</td> <td></td> </tr> <tr> <td>W</td> <td></td> </tr> </tbody> </table>	BR	X	AN		KL		GS		Z		W	
BR	X															
AN																
KL																
GS																
Z																
W																
<p><b>ACVG751</b></p> <p>-Meerpuntsluiting 5p. -Fermeture multi-points 5p. -Multipunkte Verschluss 5p. -Multiple point lock 5p.</p> 																



BR = BRUT - BRUT - ROH - BRUT  
 AN (X) = ANODISATIE - ANODISE - ELOXIERT - ANODISED  
 AN (■) = GELAKT - LAQUE - LACKIERT - LACQUERED -- RAL9006M  
 KL = STANDAARDKLEUREN - COULEUR STANDARD - BASIS FARBEN - BASIC COLORS  
 GS = GEMOFFELD SPECIAAL - LAQUE SPECIAL - SPECIALFARBE - SPECIAL COLOR  
 Z = ZWART - NOIR - SCHWARZ - BLACK  
 W = WIT - BLANC - WEISS - WHITE



GEREEDSCHAP - OUTILLAGE  
WERKZEUG - TOOL

BEVESTIGING - FIXATION  
BEFESTIGUNG - FIXATION



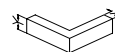
		Verp. per Emb. par Pack pr. Pack pr.	Eenheid Unité Einheit Unit	Toepassing Application Anwendung Application	Kleur Couleur Farbe Color												
	<b>ACVG753</b> -Buitenruk met stift 112mm -Poignée extérieure avec tige 112mm -Handgriff aussen mit Stift 112mm -Outside handle with pin 112mm  <b>ACMX209 !!</b>	1	Stuk Pièce Stück Piece	SG020 ACVG751 ACSG073	<table border="1"> <tr><td>BR</td><td></td></tr> <tr><td>AN</td><td>X</td></tr> <tr><td>KL</td><td>X</td></tr> <tr><td>GS</td><td>X</td></tr> <tr><td>Z</td><td>X</td></tr> <tr><td>W</td><td>X</td></tr> </table>	BR		AN	X	KL	X	GS	X	Z	X	W	X
BR																	
AN	X																
KL	X																
GS	X																
Z	X																
W	X																
	<b>ACVG754</b> -Binnenruk -Poignée intérieure -Handgriff innen -Inside handle	1	Stuk Pièce Stück Piece	SG020 ACVG751 ACSG073	<table border="1"> <tr><td>BR</td><td></td></tr> <tr><td>AN</td><td>X</td></tr> <tr><td>KL</td><td>X</td></tr> <tr><td>GS</td><td>X</td></tr> <tr><td>Z</td><td>X</td></tr> <tr><td>W</td><td>X</td></tr> </table>	BR		AN	X	KL	X	GS	X	Z	X	W	X
BR																	
AN	X																
KL	X																
GS	X																
Z	X																
W	X																
	<b>ACVG755</b> -Rolluikruk met stift 94mm -Poignée volet avec tige 94mm -Handgriff Rolladen mit Stift 94mm -Handle shutter with pin 94mm  <b>ACSG109 !!</b>	1	Stuk Pièce Stück Piece	SG020 ACVG751 ACSG073	<table border="1"> <tr><td>BR</td><td></td></tr> <tr><td>AN</td><td>X</td></tr> <tr><td>KL</td><td>X</td></tr> <tr><td>GS</td><td>X</td></tr> <tr><td>Z</td><td>X</td></tr> <tr><td>W</td><td>X</td></tr> </table>	BR		AN	X	KL	X	GS	X	Z	X	W	X
BR																	
AN	X																
KL	X																
GS	X																
Z	X																
W	X																
	<b>ACVG756</b> -Stift 60mm -Tige 60mm -Stift 60mm -Pin 60mm	1	Stuk Pièce Stück Piece	SG020 ACVG751 ACSG073	<table border="1"> <tr><td>BR</td><td>X</td></tr> <tr><td>AN</td><td></td></tr> <tr><td>KL</td><td></td></tr> <tr><td>GS</td><td></td></tr> <tr><td>Z</td><td></td></tr> <tr><td>W</td><td></td></tr> </table>	BR	X	AN		KL		GS		Z		W	
BR	X																
AN																	
KL																	
GS																	
Z																	
W																	
	<b>ACVG757</b> -Buitenruk met stift 112mm zonder cilindergat -Poignée extérieure avec tige 112mm sans trou de cylindre -Handgriff aussen mit Stift 112mm ohne Zylinderloch -Outside handle with pin 112mm without cylinder gap  <b>ACMX209 !!</b>	1	Stuk Pièce Stück Piece	SG020 ACVG751 ACSG073	<table border="1"> <tr><td>BR</td><td></td></tr> <tr><td>AN</td><td>X</td></tr> <tr><td>KL</td><td>X</td></tr> <tr><td>GS</td><td>X</td></tr> <tr><td>Z</td><td>X</td></tr> <tr><td>W</td><td>X</td></tr> </table>	BR		AN	X	KL	X	GS	X	Z	X	W	X
BR																	
AN	X																
KL	X																
GS	X																
Z	X																
W	X																






BR = BRUT - BRUT - ROH - BRUT  
AN (X) = ANODISATIE - ANODISE - ELOXIERT - ANODISED  
AN (■) = GELAKT - LAQUE - LACKIERT - LACQUERED -- RAL9006M  
KL = STANDAARDKLEUREN - COULEUR STANDARD - BASIS FARBEN - BASIC COLORS  
GS = GEMOFFELD SPECIAAL - LAQUE SPECIAL - SPECIALFARBE - SPECIAL COLOR  
Z = ZWART - NOIR - SCHWARZ - BLACK  
W = WIT - BLANC - WEISS - WHITE



GEREEDSCHAP - OUTILLAGE  
WERKZEUG - TOOL

BEVESTIGING - FIXATION  
BEFESTIGUNG - FIXATION



		Verp. per Emb. par Pack pr.	Einheid Unité Einheit Unit	Toepassing Application Anwendung Application	Kleur Couleur Farbe Color												
	<p><b>ACVG758</b></p> <p>-Binnenkruk zonder cilindergat -Poignée intérieure sans trou de cylindre -Handgriff innen ohne Zylinder loch -Handle inside without cylinder gap</p>	1	Stuk Pièce Stück Piece	SG020 ACVG751 ACSG073	<table border="1"> <tr><td>BR</td><td></td></tr> <tr><td>AN</td><td>X</td></tr> <tr><td>KL</td><td>X</td></tr> <tr><td>GS</td><td>X</td></tr> <tr><td>Z</td><td>X</td></tr> <tr><td>W</td><td>X</td></tr> </table>	BR		AN	X	KL	X	GS	X	Z	X	W	X
BR																	
AN	X																
KL	X																
GS	X																
Z	X																
W	X																
	<p><b>ACVG759</b></p> <p>-Rolluik kruk met stift 94mm zonder cilindergat -Poignée volet avec tige 94mm sans trou de cylindre -Handgriff Rolladen mit Stift 94mm ohne Zylinder loch -Handle shutter with pin 94mm without cylinder gap</p> <p><b>ACSG109 !!</b></p>	1	Stuk Pièce Stück Piece	SG020 ACVG751 ACSG073	<table border="1"> <tr><td>BR</td><td></td></tr> <tr><td>AN</td><td>X</td></tr> <tr><td>KL</td><td>X</td></tr> <tr><td>GS</td><td>X</td></tr> <tr><td>Z</td><td>X</td></tr> <tr><td>W</td><td>X</td></tr> </table>	BR		AN	X	KL	X	GS	X	Z	X	W	X
BR																	
AN	X																
KL	X																
GS	X																
Z	X																
W	X																
	<p><b>ACVG760</b></p> <p>-Verkorte buitenkruk met stift 112mm met cilindergat -Poignée extérieure raccourc avec tige 112mm avec trou de cylindre -Kürzend krücke aussen mit stift 112mm mit Zylinder loch -Shortened handle outside with pin 112mm with cylinder gap</p> <p><b>ACMX209 !!</b></p>	1	Stuk Pièce Stück Piece	SG020 ACVG751 ACSG073	<table border="1"> <tr><td>BR</td><td></td></tr> <tr><td>AN</td><td>X</td></tr> <tr><td>KL</td><td>X</td></tr> <tr><td>GS</td><td>X</td></tr> <tr><td>Z</td><td>X</td></tr> <tr><td>W</td><td>X</td></tr> </table>	BR		AN	X	KL	X	GS	X	Z	X	W	X
BR																	
AN	X																
KL	X																
GS	X																
Z	X																
W	X																
	<p><b>ACVG761</b></p> <p>-Verkorte buitenkruk met stift 112mm zonder cilindergat -Poignée extérieure raccourc avec tige 112mm sans trou de cylindre -Kürzend krücke aussen mit stift 112mm ohne Zylinder loch -Shortened handle outside with pin 112mm without cylinder gap</p> <p><b>ACMX209 !!</b></p>	1	Stuk Pièce Stück Piece	SG020 ACVG751 ACSG073	<table border="1"> <tr><td>BR</td><td></td></tr> <tr><td>AN</td><td>X</td></tr> <tr><td>KL</td><td>X</td></tr> <tr><td>GS</td><td>X</td></tr> <tr><td>Z</td><td>X</td></tr> <tr><td>W</td><td>X</td></tr> </table>	BR		AN	X	KL	X	GS	X	Z	X	W	X
BR																	
AN	X																
KL	X																
GS	X																
Z	X																
W	X																
	<p><b>ACVG762</b></p> <p>-Vaste binnenkruk -Poignée intérieure fixe -Krücke intern unbeweglich -Handle inside fixed</p>	1	Stuk Pièce Stück Piece	SG020 ACVG751 ACSG073	<table border="1"> <tr><td>BR</td><td></td></tr> <tr><td>AN</td><td>X</td></tr> <tr><td>KL</td><td>X</td></tr> <tr><td>GS</td><td>X</td></tr> <tr><td>Z</td><td>X</td></tr> <tr><td>W</td><td>X</td></tr> </table>	BR		AN	X	KL	X	GS	X	Z	X	W	X
BR																	
AN	X																
KL	X																
GS	X																
Z	X																
W	X																

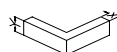
BR = BRUT - BRUT - ROH - BRUT  
 AN (X) = ANODISATIE - ANODISE - ELOXIERT - ANODISED  
 AN (■) = GELAKT - LAQUE - LACKIERT - LACQUERED -- RAL9006M  
 KL = STANDAARDKLEUREN - COULEUR STANDARD - BASIS FARBEN - BASIC COLORS  
 GS = GEMOFFELD SPECIAAL - LAQUE SPECIAL - SPECIALFARBE - SPECIAL COLOR  
 Z = ZWART - NOIR - SCHWARZ - BLACK  
 W = WIT - BLANC - WEISS - WHITE



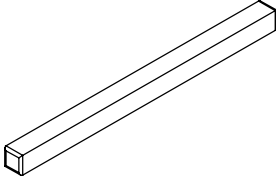
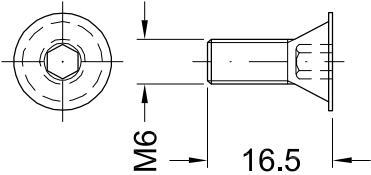
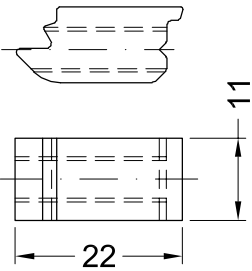


GEREEDSCHAP - OUTILLAGE  
WERKZEUG - TOOL





BEVESTIGING - FIXATION  
BEFESTIGUNG - FIXATION



		Verp. per Emb. par Pack pr. Pack pr.	Eenheid Unité Einheit Unit	Toepassing Application Anwendung Application	Kleur Couleur Farbe Color												
	<p><b>ACVG763</b></p> <p>-Vaste buitenkruk -Poignée extérieure fixe -Krücke aussen unbeweglich -Handle outside fixed</p>	1	Stuk Pièce Stück Pièce	SG020 ACVG751 ACSG073	<table border="1"> <tr><td>BR</td><td></td></tr> <tr><td>AN</td><td>X</td></tr> <tr><td>KL</td><td>X</td></tr> <tr><td>GS</td><td>X</td></tr> <tr><td>Z</td><td>X</td></tr> <tr><td>W</td><td>X</td></tr> </table>	BR		AN	X	KL	X	GS	X	Z	X	W	X
BR																	
AN	X																
KL	X																
GS	X																
Z	X																
W	X																
	<p><b>ACVG764</b></p> <p>-Kongreep buiten -Cuvette extérieur -Griff aussen -Grip outside</p>	1	Stuk Pièce Stück Pièce	ACVG754 ACVG758	<table border="1"> <tr><td>BR</td><td></td></tr> <tr><td>AN</td><td></td></tr> <tr><td>KL</td><td>X</td></tr> <tr><td>GS</td><td>X</td></tr> <tr><td>Z</td><td></td></tr> <tr><td>W</td><td></td></tr> </table>	BR		AN		KL	X	GS	X	Z		W	
BR																	
AN																	
KL	X																
GS	X																
Z																	
W																	
	<p><b>ACMX209</b></p> <p>-Stift 120mm -Goupille 120mm -Wechselstift 120mm -Change rod 120mm</p>	1	Stuk Pièce Stück Pièce	ACVG753 ACVG757 ACVG760 ACVG761	<table border="1"> <tr><td>BR</td><td></td></tr> <tr><td>AN</td><td>X</td></tr> <tr><td>KL</td><td>X</td></tr> <tr><td>GS</td><td>X</td></tr> <tr><td>Z</td><td>X</td></tr> <tr><td>W</td><td>X</td></tr> </table>	BR		AN	X	KL	X	GS	X	Z	X	W	X
BR																	
AN	X																
KL	X																
GS	X																
Z	X																
W	X																
	<p><b>ACMX852</b></p> <p>-Schroef voor T-verbinders -Vis pour assemblage T -Schraube für T-Verbinder -Screw for connecting bracket</p>	48	Stuk Pièce Stück Pièce		<table border="1"> <tr><td>BR</td><td></td></tr> <tr><td>AN</td><td></td></tr> <tr><td>KL</td><td></td></tr> <tr><td>GS</td><td></td></tr> <tr><td>Z</td><td></td></tr> <tr><td>W</td><td></td></tr> </table>	BR		AN		KL		GS		Z		W	
BR																	
AN																	
KL																	
GS																	
Z																	
W																	
	<p><b>ACMX853</b></p> <p>-Schroefblokje 11mm -Clavet 11mm -Schraubeblock 11mm -Cleat tensioning block 11mm</p>	48	Stuk Pièce Stück Pièce		<table border="1"> <tr><td>BR</td><td></td></tr> <tr><td>AN</td><td></td></tr> <tr><td>KL</td><td></td></tr> <tr><td>GS</td><td></td></tr> <tr><td>Z</td><td></td></tr> <tr><td>W</td><td></td></tr> </table>	BR		AN		KL		GS		Z		W	
BR																	
AN																	
KL																	
GS																	
Z																	
W																	

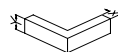
BR = BRUT - BRUT - ROH - BRUT  
 AN (X) = ANODISATIE - ANODISE - ELOXIERT - ANODISED  
 AN (■) = GELAKT - LAQUE - LACKIERT - LACQUERED -- RAL9006M  
 KL = STANDAARDKLEUREN - COULEUR STANDARD - BASIS FARBEN - BASIC COLORS  
 GS = GEMOFFELD SPECIAAL - LAQUE SPECIAL - SPECIALFARBE - SPECIAL COLOR  
 Z = ZWART - NOIR - SCHWARZ - BLACK  
 W = WIT - BLANC - WEISS - WHITE


 GEREEDSCHAP - OUTILLAGE  
 WERKZEUG - TOOL  
 BEVESTIGING - FIXATION  
 BEFESTIGUNG - FIXATION







	Verp. per Emb. par Pack pr.	Einheid Unit	Toepassing Application	Kleur Couleur												
 <p><b>ACMX854</b></p> <ul style="list-style-type: none"> <li>-Schroefblokje 8mm</li> <li>-Clavet 8mm</li> <li>-Schraubeblock 8mm</li> <li>-Cleat tensioning block 8mm</li> </ul>	48	Stuk Pièce Stück Pièce		<table border="1"> <tr><td>BR</td><td></td></tr> <tr><td>AN</td><td></td></tr> <tr><td>KL</td><td></td></tr> <tr><td>GS</td><td></td></tr> <tr><td>Z</td><td></td></tr> <tr><td>W</td><td></td></tr> </table>	BR		AN		KL		GS		Z		W	
BR																
AN																
KL																
GS																
Z																
W																
 <p><b>ACMX01604</b></p> <ul style="list-style-type: none"> <li>-Halve cilinder 45mm</li> <li>-Demi cylindre 45mm</li> <li>-Halbzylinder 45mm</li> <li>-Half cylinder 45mm</li> </ul>	1	Stuk Pièce Stück Pièce	ACVG551 ACVG751	<table border="1"> <tr><td>BR</td><td>X</td></tr> <tr><td>AN</td><td></td></tr> <tr><td>KL</td><td></td></tr> <tr><td>GS</td><td></td></tr> <tr><td>Z</td><td></td></tr> <tr><td>W</td><td></td></tr> </table>	BR	X	AN		KL		GS		Z		W	
BR	X															
AN																
KL																
GS																
Z																
W																
 <p><b>ACMX01617</b></p> <ul style="list-style-type: none"> <li>-Cilinder 35/45</li> <li>-Cylindre 35/45</li> <li>-Zylinder 35/45</li> <li>-Cylinder 35/45</li> </ul>	1	Stuk Pièce Stück Pièce	ACVG751	<table border="1"> <tr><td>BR</td><td>X</td></tr> <tr><td>AN</td><td></td></tr> <tr><td>KL</td><td></td></tr> <tr><td>GS</td><td></td></tr> <tr><td>Z</td><td></td></tr> <tr><td>W</td><td></td></tr> </table>	BR	X	AN		KL		GS		Z		W	
BR	X															
AN																
KL																
GS																
Z																
W																
 <p><b>ACMX09700</b></p> <ul style="list-style-type: none"> <li>-Alu-polish</li> <li>-Alu-polish</li> <li>-Alu-polish</li> <li>-Alu-polish</li> </ul> <p>750ml</p>	1	Stuk Pièce Stück Pièce		<table border="1"> <tr><td>BR</td><td></td></tr> <tr><td>AN</td><td></td></tr> <tr><td>KL</td><td></td></tr> <tr><td>GS</td><td></td></tr> <tr><td>Z</td><td></td></tr> <tr><td>W</td><td></td></tr> </table>	BR		AN		KL		GS		Z		W	
BR																
AN																
KL																
GS																
Z																
W																
 <p><b>ACMX09761</b></p> <ul style="list-style-type: none"> <li>-Maxi-gloss</li> <li>-Maxi-gloss</li> <li>-Maxi-gloss</li> <li>-Maxi-gloss</li> </ul> <p>500ml</p>	1	Stuk Pièce Stück Pièce		<table border="1"> <tr><td>BR</td><td></td></tr> <tr><td>AN</td><td></td></tr> <tr><td>KL</td><td></td></tr> <tr><td>GS</td><td></td></tr> <tr><td>Z</td><td></td></tr> <tr><td>W</td><td></td></tr> </table>	BR		AN		KL		GS		Z		W	
BR																
AN																
KL																
GS																
Z																
W																



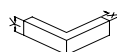
		Verp. per Emb. par Pack pr. Pack pr.	Eenheid Unité Einheit Unit	Toepassing Application Anwendung Application	Kleur Couleur Farbe Color												
	<b>ACMX09762</b> -Periodi-clean -Periodi-clean -Periodi-clean -Periodi-clean  500ml	1	Stuk Pièce Stück Pièce		<table border="1"> <tr><td>BR</td><td></td></tr> <tr><td>AN</td><td></td></tr> <tr><td>KL</td><td></td></tr> <tr><td>GS</td><td></td></tr> <tr><td>Z</td><td></td></tr> <tr><td>W</td><td></td></tr> </table>	BR		AN		KL		GS		Z		W	
BR																	
AN																	
KL																	
GS																	
Z																	
W																	
	<b>ACMX09763</b> -Teflon spray -Teflon spray -Teflon spray -Teflon spray  400ml	1	Stuk Pièce Stück Pièce		<table border="1"> <tr><td>BR</td><td></td></tr> <tr><td>AN</td><td></td></tr> <tr><td>KL</td><td></td></tr> <tr><td>GS</td><td></td></tr> <tr><td>Z</td><td></td></tr> <tr><td>W</td><td></td></tr> </table>	BR		AN		KL		GS		Z		W	
BR																	
AN																	
KL																	
GS																	
Z																	
W																	
	<b>ACMX09764</b> -Maxi-cleaner -Maxi-cleaner -Maxi-cleaner -Maxi-cleaner  500ml	1	Stuk Pièce Stück Pièce		<table border="1"> <tr><td>BR</td><td></td></tr> <tr><td>AN</td><td></td></tr> <tr><td>KL</td><td></td></tr> <tr><td>GS</td><td></td></tr> <tr><td>Z</td><td></td></tr> <tr><td>W</td><td></td></tr> </table>	BR		AN		KL		GS		Z		W	
BR																	
AN																	
KL																	
GS																	
Z																	
W																	
	<b>ACMX09765</b> -Glue-cleaner -Glue-cleaner -Glue-cleaner -Glue-cleaner  500ml	1	Stuk Pièce Stück Pièce		<table border="1"> <tr><td>BR</td><td></td></tr> <tr><td>AN</td><td></td></tr> <tr><td>KL</td><td></td></tr> <tr><td>GS</td><td></td></tr> <tr><td>Z</td><td></td></tr> <tr><td>W</td><td></td></tr> </table>	BR		AN		KL		GS		Z		W	
BR																	
AN																	
KL																	
GS																	
Z																	
W																	
	<b>ACMX09766</b> -Surface activator -Surface activator -Surface activator -Surface activator  1l	1	Stuk Pièce Stück Pièce		<table border="1"> <tr><td>BR</td><td></td></tr> <tr><td>AN</td><td></td></tr> <tr><td>KL</td><td></td></tr> <tr><td>GS</td><td></td></tr> <tr><td>Z</td><td></td></tr> <tr><td>W</td><td></td></tr> </table>	BR		AN		KL		GS		Z		W	
BR																	
AN																	
KL																	
GS																	
Z																	
W																	

BR = BRUT - BRUT - ROH - BRUT  
 AN (X) = ANODISATIE - ANODISE - ELOXIERT - ANODISED  
 AN (■) = GELAKT - LAQUE - LACKIERT - LACQUERED -- RAL9006M  
 KL = STANDAARDKLEUREN - COULEUR STANDARD - BASIS FARBEN - BASIC COLORS  
 GS = GEMOFFELD SPECIAAL - LAQUE SPECIAL - SPECIALFARBE - SPECIAL COLOR  
 Z = ZWART - NOIR - SCHWARZ - BLACK  
 W = WIT - BLANC - WEISS - WHITE

 GEREEDSCHAP - OUTILLAGE  
 WERKZEUG - TOOL  
 BEVESTIGING - FIXATION  
 BEFESTIGUNG - FIXATION



	Verp. per Emb. par Pack pr.	Einheit Unit	Toepassing Application	Kleur Couleur Farbe Color												
 <p><b>ACMX09767</b> -Anti-stone opgepast voor natuursteen en metselwerk attention pour pierre de taille et maçonnerie achtung für Naturstein und Mauerwerk attention for natural stone and bricklaying 500ml</p>	1	Stuk Pièce Stück Piece		<table border="1"> <tr><td>BR</td><td></td></tr> <tr><td>AN</td><td></td></tr> <tr><td>KL</td><td></td></tr> <tr><td>GS</td><td></td></tr> <tr><td>Z</td><td></td></tr> <tr><td>W</td><td></td></tr> </table>	BR		AN		KL		GS		Z		W	
BR																
AN																
KL																
GS																
Z																
W																
 <p><b>ACMX09770</b> -Rol andywrap 100mm -Rouleau andywrap 100mm -Rolle andywrap 100mm -Roll andywrap 100mm</p>	150	m		<table border="1"> <tr><td>BR</td><td></td></tr> <tr><td>AN</td><td></td></tr> <tr><td>KL</td><td></td></tr> <tr><td>GS</td><td></td></tr> <tr><td>Z</td><td></td></tr> <tr><td>W</td><td></td></tr> </table>	BR		AN		KL		GS		Z		W	
BR																
AN																
KL																
GS																
Z																
W																
 <p><b>ACMX09775</b> -Houder andywrap -Manche andywrap -Halter andywrap -Grip andywrap</p>	1	Stuk Pièce Stück Piece		<table border="1"> <tr><td>BR</td><td></td></tr> <tr><td>AN</td><td></td></tr> <tr><td>KL</td><td></td></tr> <tr><td>GS</td><td></td></tr> <tr><td>Z</td><td></td></tr> <tr><td>W</td><td></td></tr> </table>	BR		AN		KL		GS		Z		W	
BR																
AN																
KL																
GS																
Z																
W																
 <p><b>ACMX09801</b> -Beschermtape 50mm(500m) -Tape de protection 50mm(500m) -Schutz klebeband 50mm(500m) -Protective tape 50mm(500m)</p>	1	Stuk Pièce Stück Piece		<table border="1"> <tr><td>BR</td><td></td></tr> <tr><td>AN</td><td></td></tr> <tr><td>KL</td><td></td></tr> <tr><td>GS</td><td></td></tr> <tr><td>Z</td><td></td></tr> <tr><td>W</td><td></td></tr> </table>	BR		AN		KL		GS		Z		W	
BR																
AN																
KL																
GS																
Z																
W																
 <p><b>ACMX09802</b> -Beschermtape 70mm(500m) -Tape de protection 70mm(500m) -Schutz klebeband 70mm(500m) -Protective tape 70mm(500m)</p>	1	Stuk Pièce Stück Piece		<table border="1"> <tr><td>BR</td><td></td></tr> <tr><td>AN</td><td></td></tr> <tr><td>KL</td><td></td></tr> <tr><td>GS</td><td></td></tr> <tr><td>Z</td><td></td></tr> <tr><td>W</td><td></td></tr> </table>	BR		AN		KL		GS		Z		W	
BR																
AN																
KL																
GS																
Z																
W																



		Verp. per Emb. par Pack pr. Pack pr.	Eenheid Unité Einheit Unit	Toepassing Application Anwendung Application	Kleur Couleur Farbe Color												
	<b>ACMX09803</b> -Beschermtape 100mm(500m) -Tape de protection 100mm(500m) -Schutz klebeband 100mm(500m) -Protective tape 100mm(500m)	1	Stuk Pièce Stück Pièce		<table border="1"> <tr><td>BR</td><td></td></tr> <tr><td>AN</td><td></td></tr> <tr><td>KL</td><td></td></tr> <tr><td>GS</td><td></td></tr> <tr><td>Z</td><td></td></tr> <tr><td>W</td><td></td></tr> </table>	BR		AN		KL		GS		Z		W	
BR																	
AN																	
KL																	
GS																	
Z																	
W																	
	<b>ACMX09804</b> -Beschermtape 35mm(500m) -Tape de protection 35mm(500m) -Schutz klebeband 35mm(500m) -Protective tape 35mm(500m)	1	Stuk Pièce Stück Pièce		<table border="1"> <tr><td>BR</td><td></td></tr> <tr><td>AN</td><td></td></tr> <tr><td>KL</td><td></td></tr> <tr><td>GS</td><td></td></tr> <tr><td>Z</td><td></td></tr> <tr><td>W</td><td></td></tr> </table>	BR		AN		KL		GS		Z		W	
BR																	
AN																	
KL																	
GS																	
Z																	
W																	
	<b>ACMX09830</b> -Kleefstof voor EPDM-rubbers -Colle pour EPDM-caoutchouc -Dichtmasse + klebestoff EPDM gummi -Gum for EPDM-rubber	1	Stuk Pièce Stück Pièce		<table border="1"> <tr><td>BR</td><td></td></tr> <tr><td>AN</td><td></td></tr> <tr><td>KL</td><td></td></tr> <tr><td>GS</td><td></td></tr> <tr><td>Z</td><td>X</td></tr> <tr><td>W</td><td></td></tr> </table>	BR		AN		KL		GS		Z	X	W	
BR																	
AN																	
KL																	
GS																	
Z	X																
W																	
	<b>ACSIL04</b> -Afdichtingslijmkit voor versteknaden -Joint d'étanchéité pour onglets -Leim für abdichtung -Sealingglue	1	Stuk Pièce Stück Pièce		<table border="1"> <tr><td>BR</td><td></td></tr> <tr><td>AN</td><td></td></tr> <tr><td>KL</td><td></td></tr> <tr><td>GS</td><td></td></tr> <tr><td>Z</td><td>X</td></tr> <tr><td>W</td><td>X</td></tr> </table>	BR		AN		KL		GS		Z	X	W	X
BR																	
AN																	
KL																	
GS																	
Z	X																
W	X																
	<b>ACSIL08</b> -Siliconenpomp -Pistolet doseur pour les tubes silicones -Handkartuschenpistole für die verarbeitung von silikone und leime -Silicone gun	1	Stuk Pièce Stück Pièce		<table border="1"> <tr><td>BR</td><td></td></tr> <tr><td>AN</td><td></td></tr> <tr><td>KL</td><td></td></tr> <tr><td>GS</td><td></td></tr> <tr><td>Z</td><td></td></tr> <tr><td>W</td><td></td></tr> </table>	BR		AN		KL		GS		Z		W	
BR																	
AN																	
KL																	
GS																	
Z																	
W																	

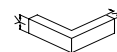
BR = BRUT - BRUT - ROH - BRUT  
AN (X) = ANODISATIE - ANODISE - ELOXIERT - ANODISED  
AN (■) = GELAKT - LAQUE - LACKIERT - LACQUERED -- RAL9006M  
KL = STANDAARDKLEUREN - COULEUR STANDARD - BASIS FARBEN - BASIC COLORS  
GS = GEMOFFELD SPECIAAL - LAQUE SPECIAL - SPECIALFARBE - SPECIAL COLOR  
Z = ZWART - NOIR - SCHWARZ - BLACK  
W = WIT - BLANC - WEISS - WHITE



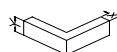
GEREEDSCHAP - OUTILLAGE  
WERKZEUG - TOOL







BEVESTIGING - FIXATION  
BEFESTIGUNG - FIXATION





	Verp. per Emb. par Pack pr.	Einheid Unité Einheit Unit	Toepassing Application Anwendung Application	Kleur Couleur Farbe Color												
 <p><b>ACSIL013</b> -Lijm voor verstekhoek -Colle pour onglet -Kleber für gehrung -Glue for mitre</p>	1	Stuk Pièce Stück Pièce		<table border="1"> <tr><td>BR</td><td></td></tr> <tr><td>AN</td><td></td></tr> <tr><td>KL</td><td></td></tr> <tr><td>GS</td><td></td></tr> <tr><td>Z</td><td></td></tr> <tr><td>W</td><td></td></tr> </table>	BR		AN		KL		GS		Z		W	
BR																
AN																
KL																
GS																
Z																
W																
 <p><b>ACSIL014</b> -Anticorro-beschermingsproduct -Anticorro-produit de protection -Anticorro-schutzprodukt -Anticorro-protection product</p> <p>500ml</p>	1	Stuk Pièce Stück Pièce		<table border="1"> <tr><td>BR</td><td></td></tr> <tr><td>AN</td><td></td></tr> <tr><td>KL</td><td></td></tr> <tr><td>GS</td><td></td></tr> <tr><td>Z</td><td></td></tr> <tr><td>W</td><td></td></tr> </table>	BR		AN		KL		GS		Z		W	
BR																
AN																
KL																
GS																
Z																
W																
 <p><b>ACVL020</b> -Verstekhoekje in inox -Equerre de jonction en inox -Eckverstärkung in Inox -Framing square in stainless steel</p>	1	Stuk Pièce Stück Pièce	SG013 SG020	<table border="1"> <tr><td>BR</td><td>X</td></tr> <tr><td>AN</td><td></td></tr> <tr><td>KL</td><td></td></tr> <tr><td>GS</td><td></td></tr> <tr><td>Z</td><td></td></tr> <tr><td>W</td><td></td></tr> </table>	BR	X	AN		KL		GS		Z		W	
BR	X															
AN																
KL																
GS																
Z																
W																
 <p><b>ACVL020B</b> -Verstekhoekje in kunststof -Equerre de jonction en plastique -Eckverstärkung in plastik -Framing square in plastic</p>	1	Stuk Pièce Stück Pièce	SG013 SG020	<table border="1"> <tr><td>BR</td><td></td></tr> <tr><td>AN</td><td></td></tr> <tr><td>KL</td><td></td></tr> <tr><td>GS</td><td></td></tr> <tr><td>Z</td><td>X</td></tr> <tr><td>W</td><td></td></tr> </table>	BR		AN		KL		GS		Z	X	W	
BR																
AN																
KL																
GS																
Z	X															
W																
 <p><b>ACVL057</b> -Glassteun -Support cale de vitrage -Klotz-auffage -Glazing support</p>	1	Stuk Pièce Stück Pièce	SG020 TL030	<table border="1"> <tr><td>BR</td><td></td></tr> <tr><td>AN</td><td></td></tr> <tr><td>KL</td><td></td></tr> <tr><td>GS</td><td></td></tr> <tr><td>Z</td><td></td></tr> <tr><td>W</td><td></td></tr> </table>	BR		AN		KL		GS		Z		W	
BR																
AN																
KL																
GS																
Z																
W																

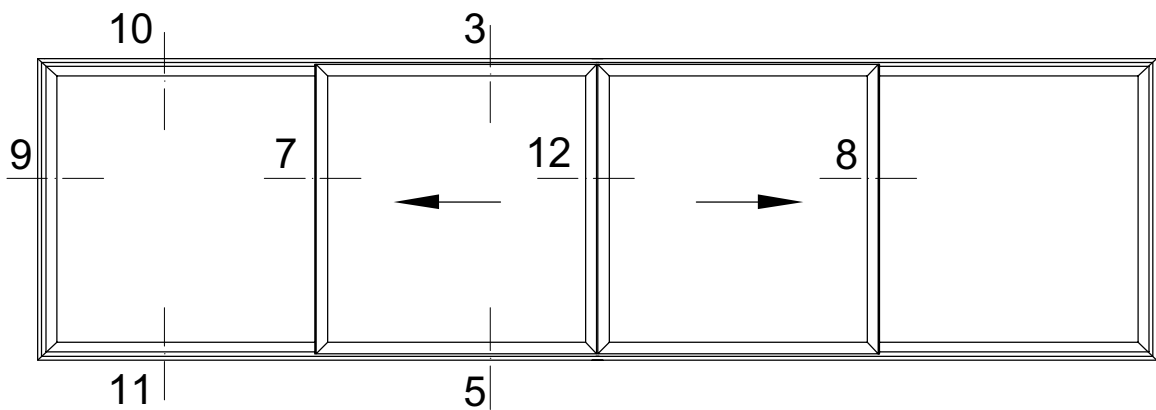
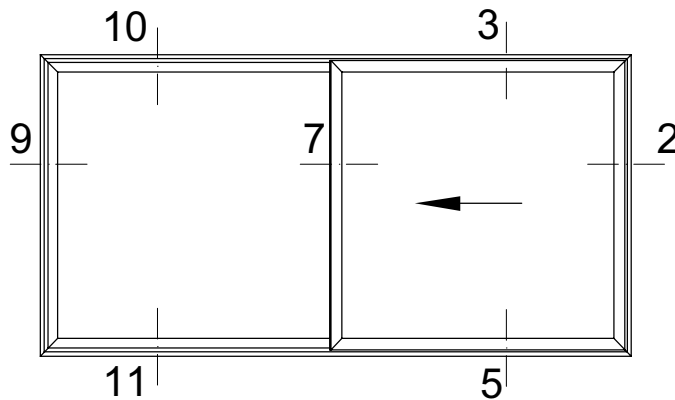
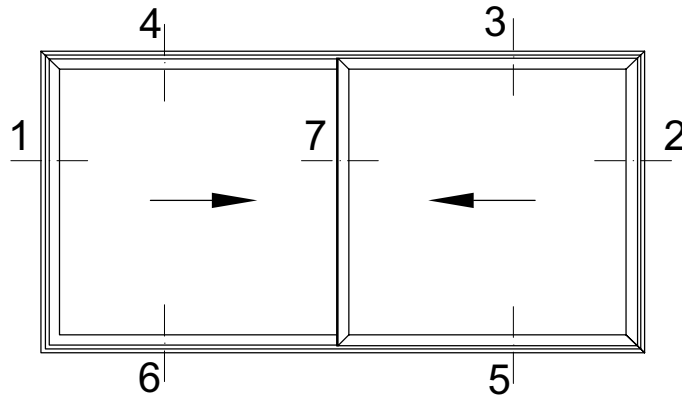


		Verp. per Emb. par Pack pr. Pack pr.	Eenheid Unité Einheit Unit	Toepassing Application Anwendung Application	Kleur Couleur Farbe Color												
	<p><b>ACVL150</b></p> <ul style="list-style-type: none"> <li>-Zeskantsleutel 4mm</li> <li>-Clé à six pans 4mm</li> <li>-Sechskantschlüssel 4mm</li> <li>-T-handle hexagon key 4mm</li> </ul>	1	Stuk Pièce Stück Piece	ACIP026B ACIP027B ACTL025B	<table border="1"> <tr><td>BR</td><td></td></tr> <tr><td>AN</td><td></td></tr> <tr><td>KL</td><td></td></tr> <tr><td>GS</td><td></td></tr> <tr><td>Z</td><td></td></tr> <tr><td>W</td><td></td></tr> </table>	BR		AN		KL		GS		Z		W	
BR																	
AN																	
KL																	
GS																	
Z																	
W																	
 X=83mm Y=20mm	<p><b>ACVN028B</b></p> <ul style="list-style-type: none"> <li>-T-verbinding voor binnenste kamer</li> <li>-Assemblage T pour chambre intérieure</li> <li>-T-Verbinder für innere Kammer</li> <li>-Connecting bracket for inside chamber</li> </ul> <p> ACVG66</p>	1	Stuk Pièce Stück Piece	SG020 TL033	<table border="1"> <tr><td>BR</td><td></td></tr> <tr><td>AN</td><td></td></tr> <tr><td>KL</td><td></td></tr> <tr><td>GS</td><td></td></tr> <tr><td>Z</td><td></td></tr> <tr><td>W</td><td></td></tr> </table>	BR		AN		KL		GS		Z		W	
BR																	
AN																	
KL																	
GS																	
Z																	
W																	
	<p><b>ACUN020</b></p> <ul style="list-style-type: none"> <li>-Klembaar verstekhoekje</li> <li>-Equerre avec fonction de serrage</li> <li>-Eckverbindung mit sperrfunktion</li> <li>-Alignment corner with locking function</li> </ul>	10	Stuk Pièce Stück Piece	SG013 SG020	<table border="1"> <tr><td>BR</td><td></td></tr> <tr><td>AN</td><td></td></tr> <tr><td>KL</td><td></td></tr> <tr><td>GS</td><td></td></tr> <tr><td>Z</td><td></td></tr> <tr><td>W</td><td></td></tr> </table>	BR		AN		KL		GS		Z		W	
BR																	
AN																	
KL																	
GS																	
Z																	
W																	

BR = BRUT - BRUT - ROH - BRUT  
 AN (X) = ANODISATIE - ANODISE - ELOXIERT - ANODISED  
 AN (■) = GELAKT - LAQUE - LACKIERT - LACQUERED -- RAL9006M  
 KL = STANDAARDKLEUREN - COULEUR STANDARD - BASIS FARBEN - BASIC COLORS  
 GS = GEMOFFELD SPECIAAL - LAQUE SPECIAL - SPECIALFARBE - SPECIAL COLOR  
 Z = ZWART - NOIR - SCHWARZ - BLACK  
 W = WIT - BLANC - WEISS - WHITE

 GEREEDSCHAP - OUTILLAGE  
 WERKZEUG - TOOL  
 BEVESTIGING - FIXATION  
 BEFESTIGUNG - FIXATION

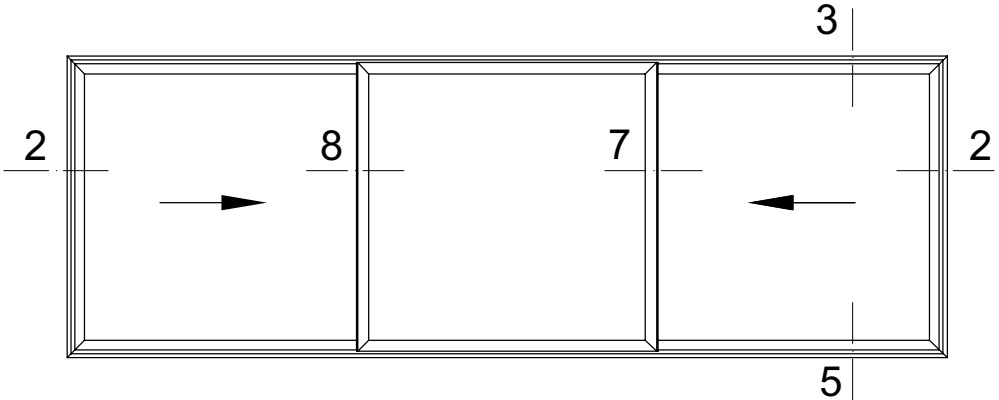
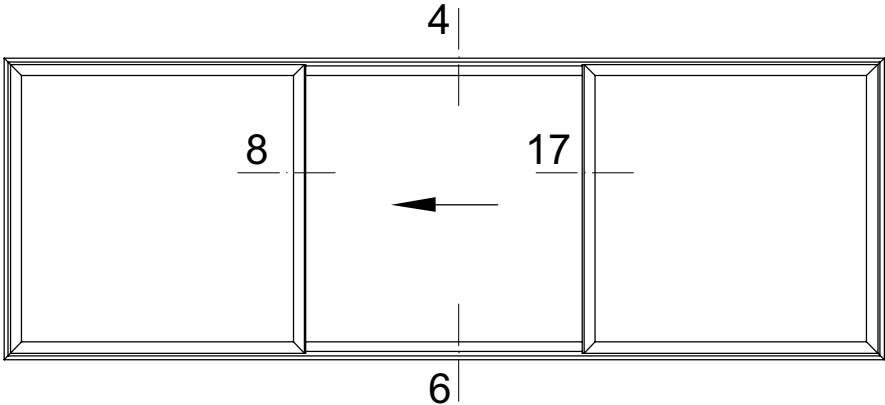
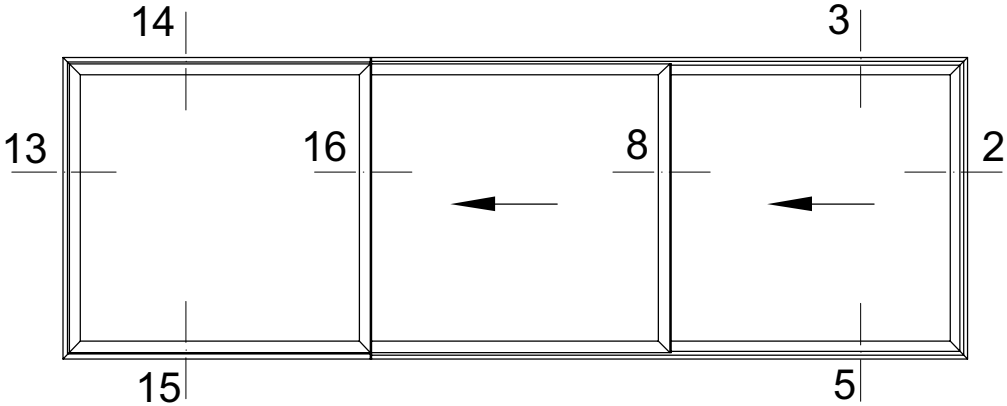




doortyp1

SCHUIFRAMEN  
FENETRES COULISSANTES  
SCHIEBEFENSTER  
SLIDING WINDOWS

DOORSNEDE - COUPE - SCHNITT - SECTION

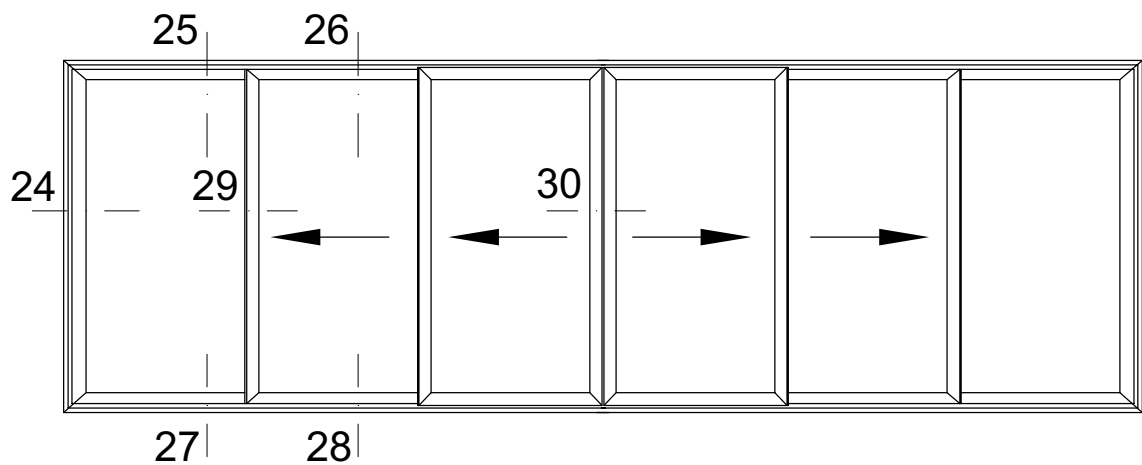
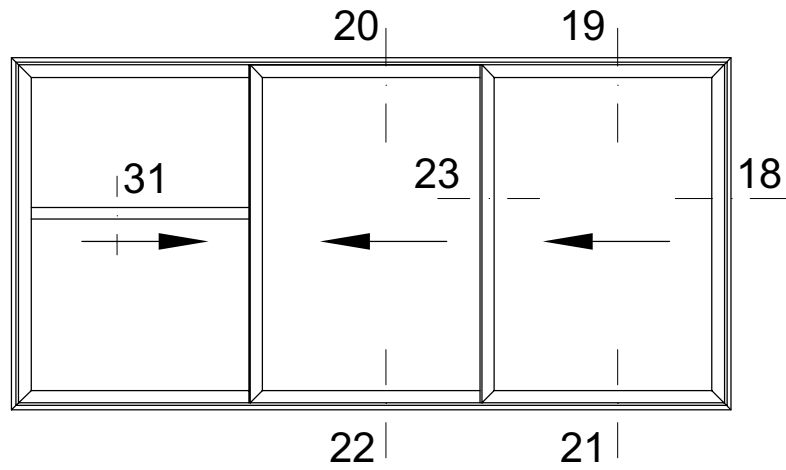


doortyp2



SCHUIFRAMEN  
FENETRES COULISSANTES  
SCHIEBEFENSTER  
SLIDING WINDOWS

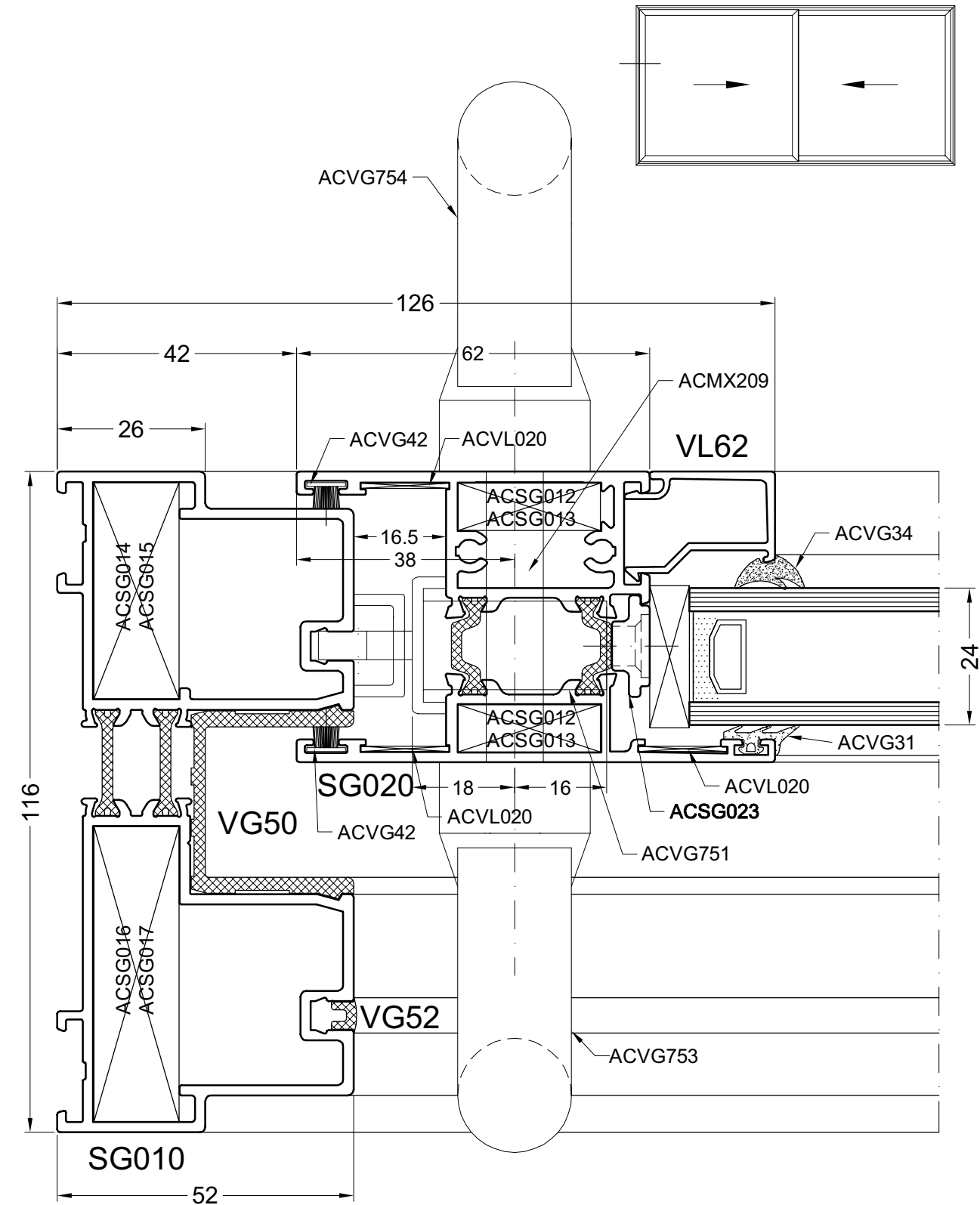
DOORSNEDE - COUPE - SCHNITT - SECTION



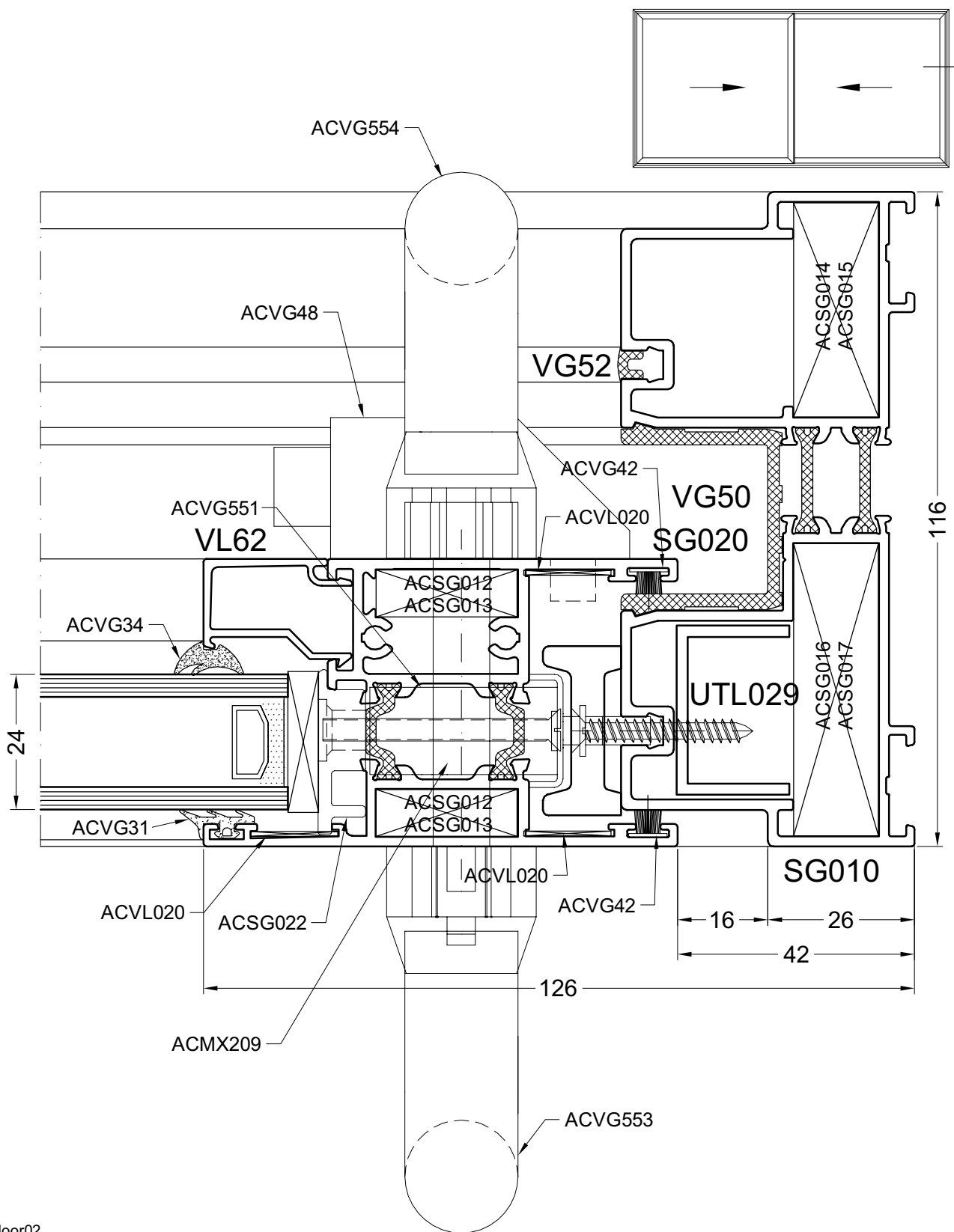
doortyp3

# 1

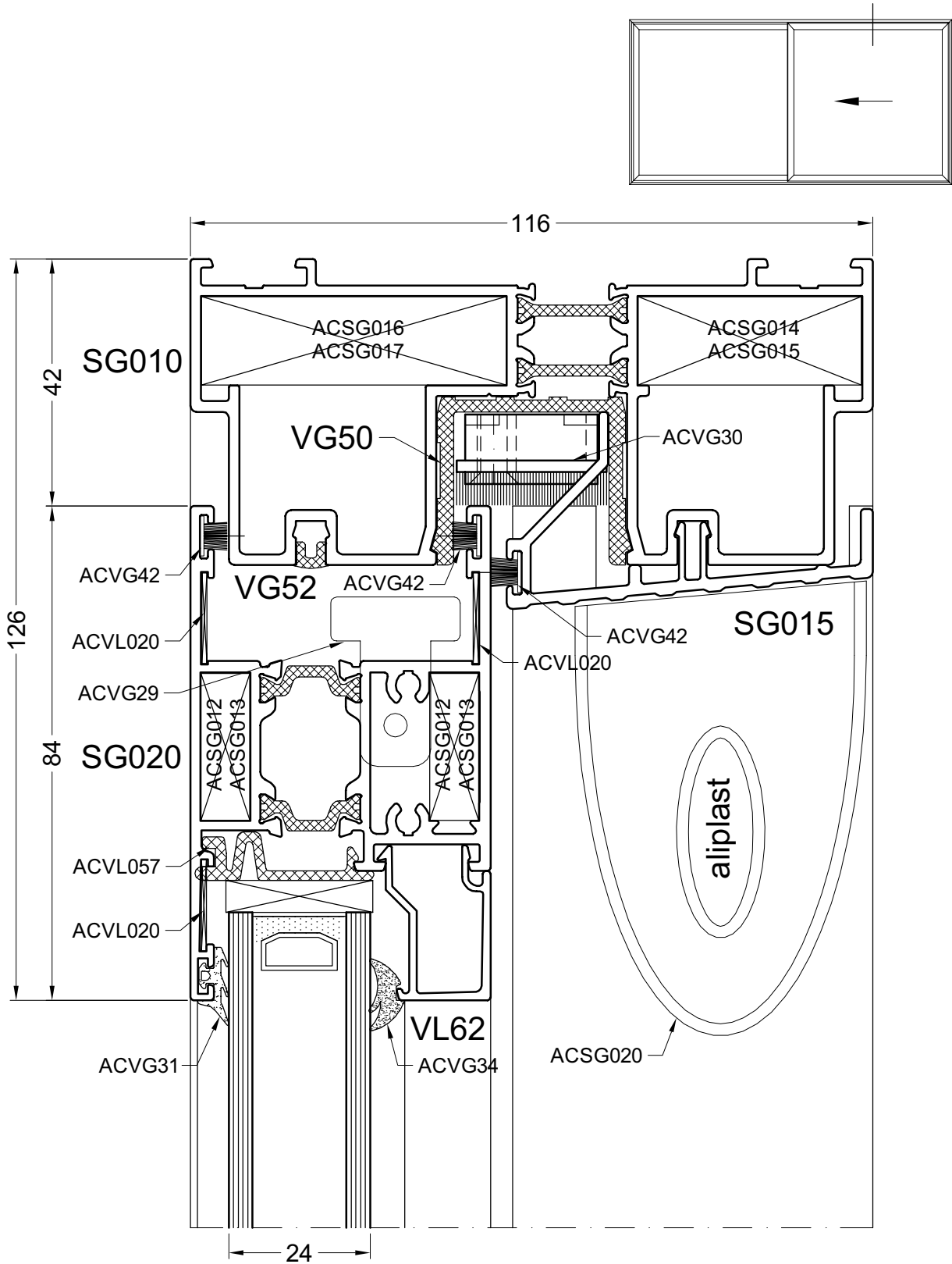
DOORSNEDE - COUPE - SCHNITT - SECTION



door01



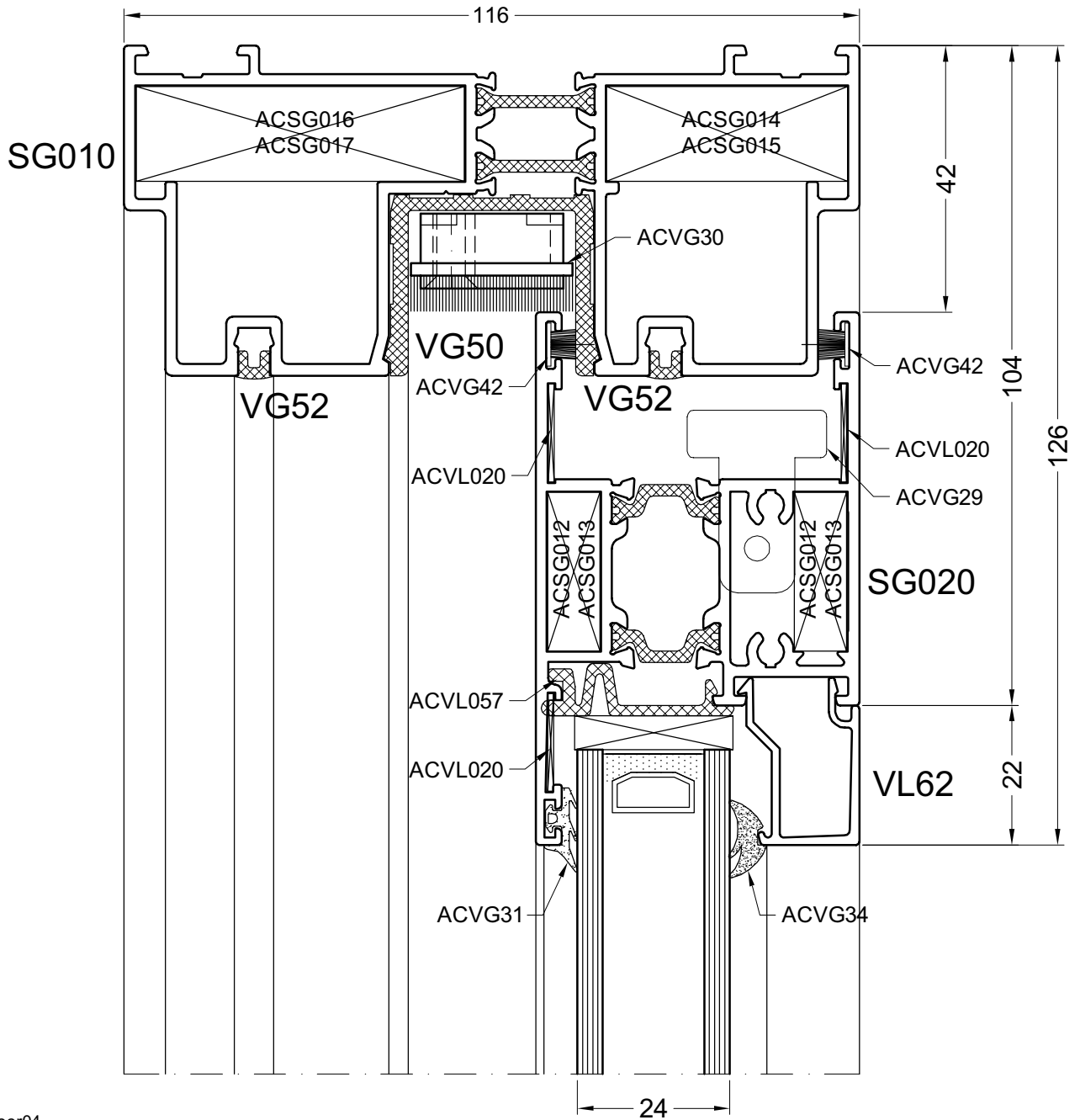
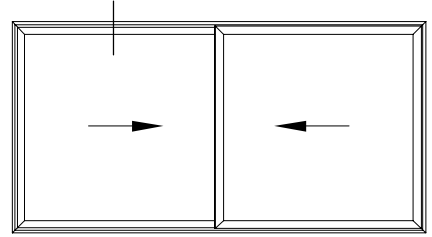
door02



door03

**4**

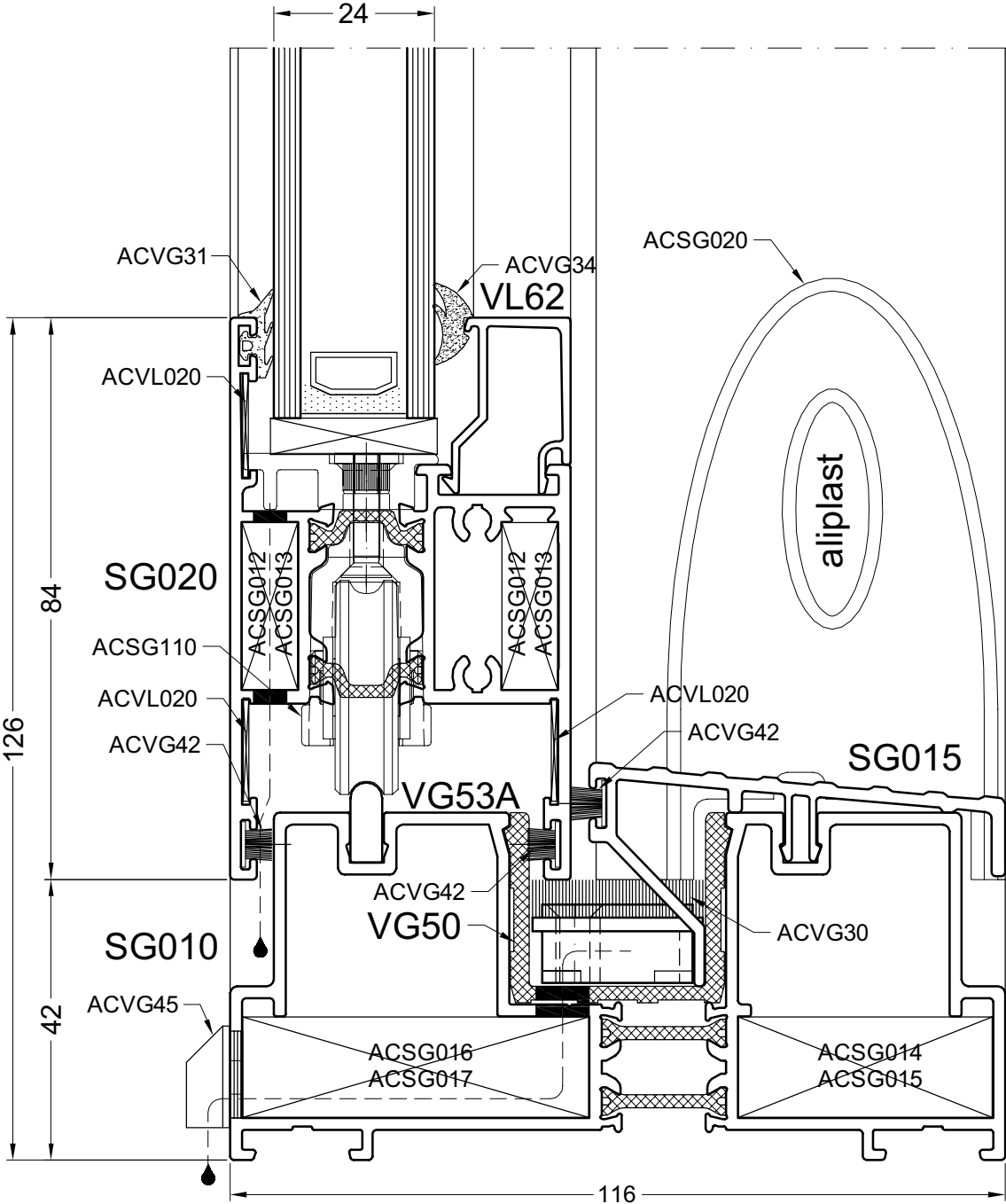
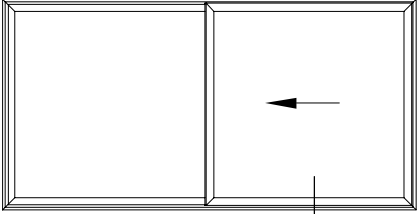
DOORSNEDE - COUPE - SCHNITT - SECTION



door04

5A

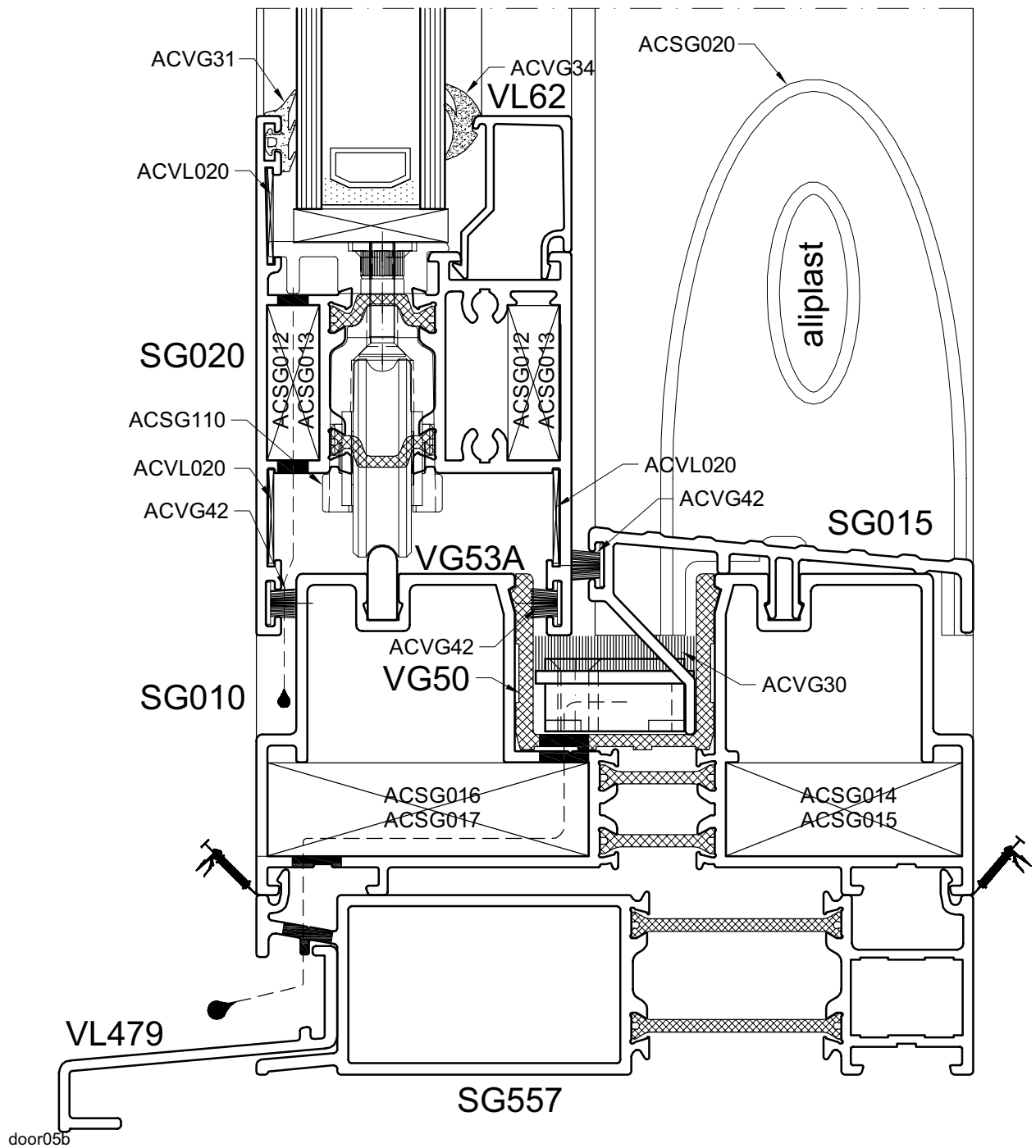
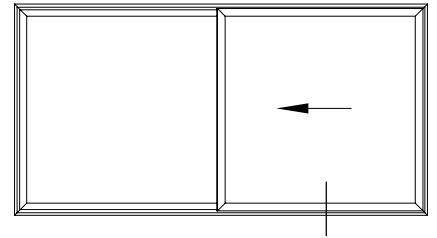
DOORSNEDE - COUPE - SCHNITT - SECTION



door05

**5B**

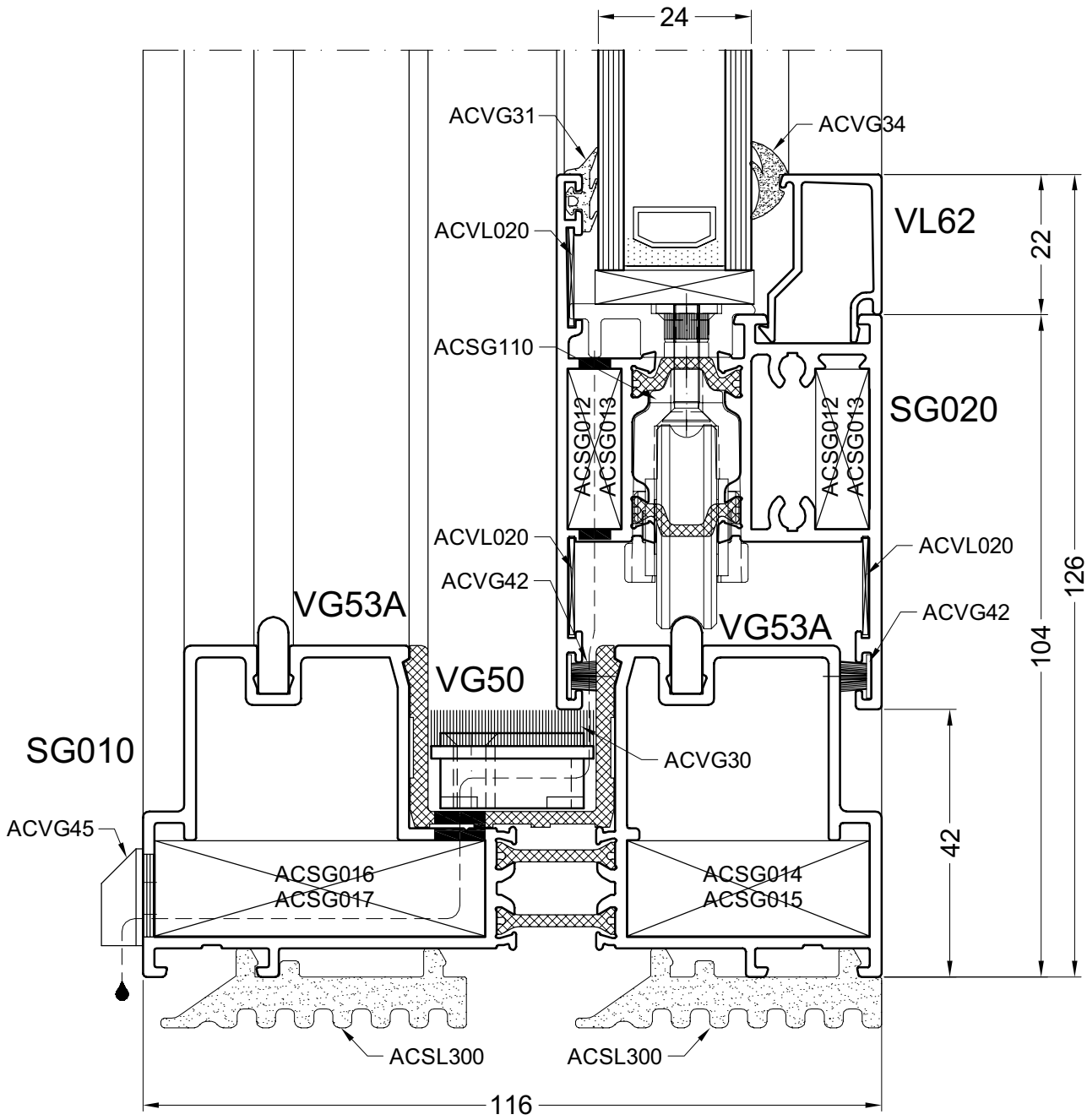
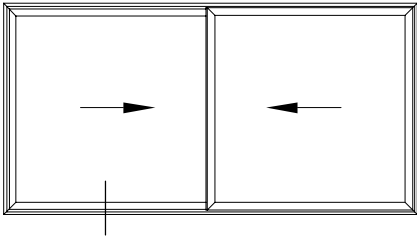
DOORSNEDE - COUPE - SCHNITT - SECTION



door05b

6

DOORSNEDE - COUPE - SCHNITT - SECTION

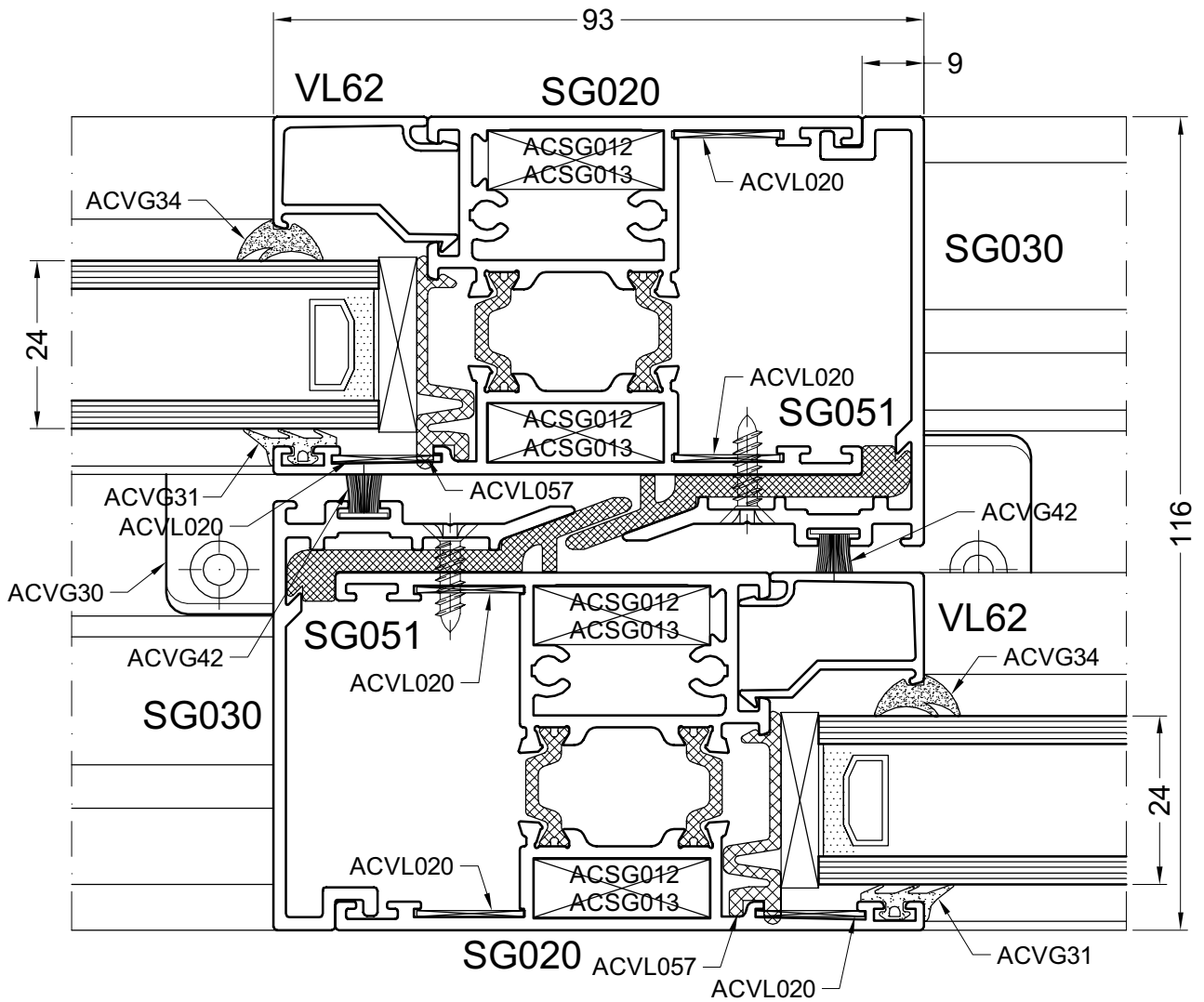
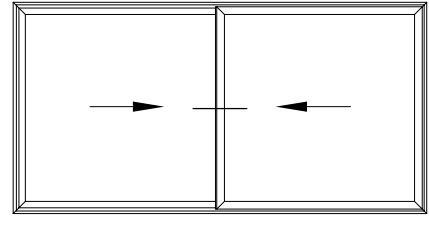


door06



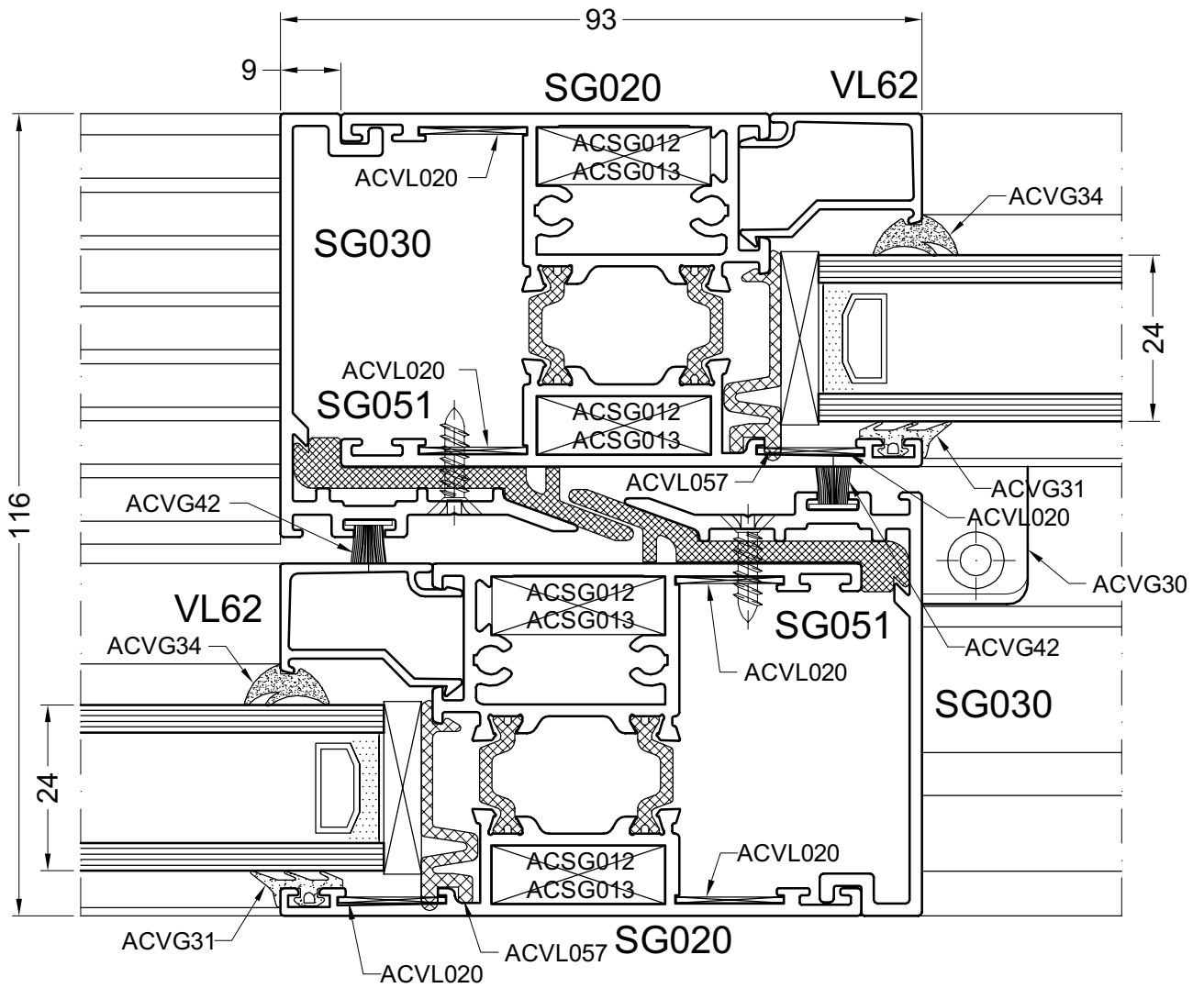
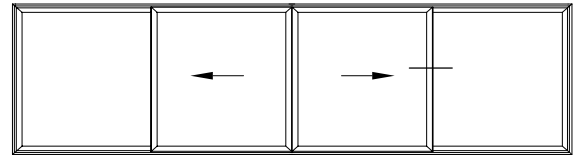
**7A**

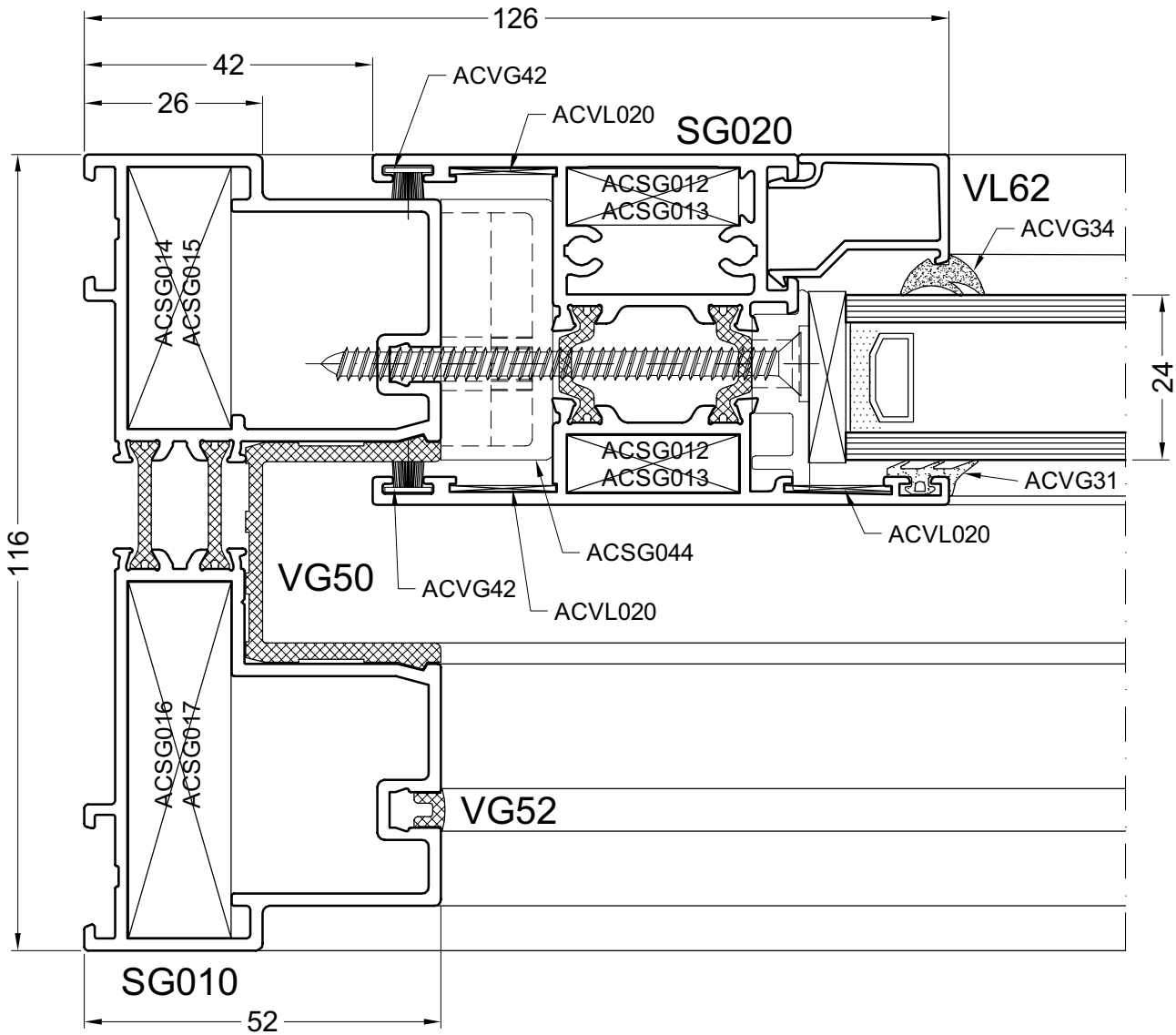
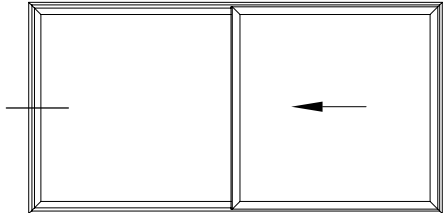
DOORSNEDE - COUPE - SCHNITT - SECTION



door07a



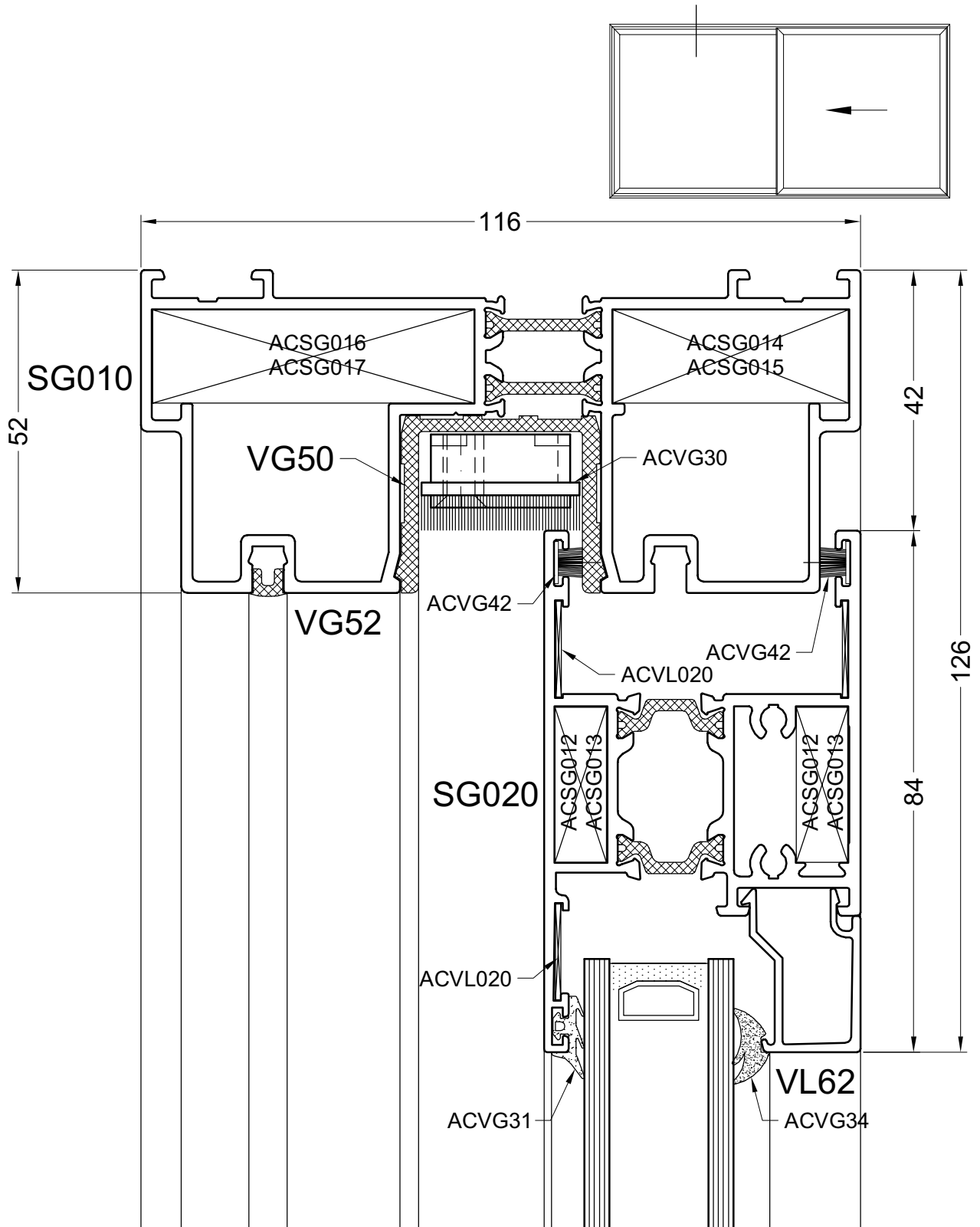




door20

10

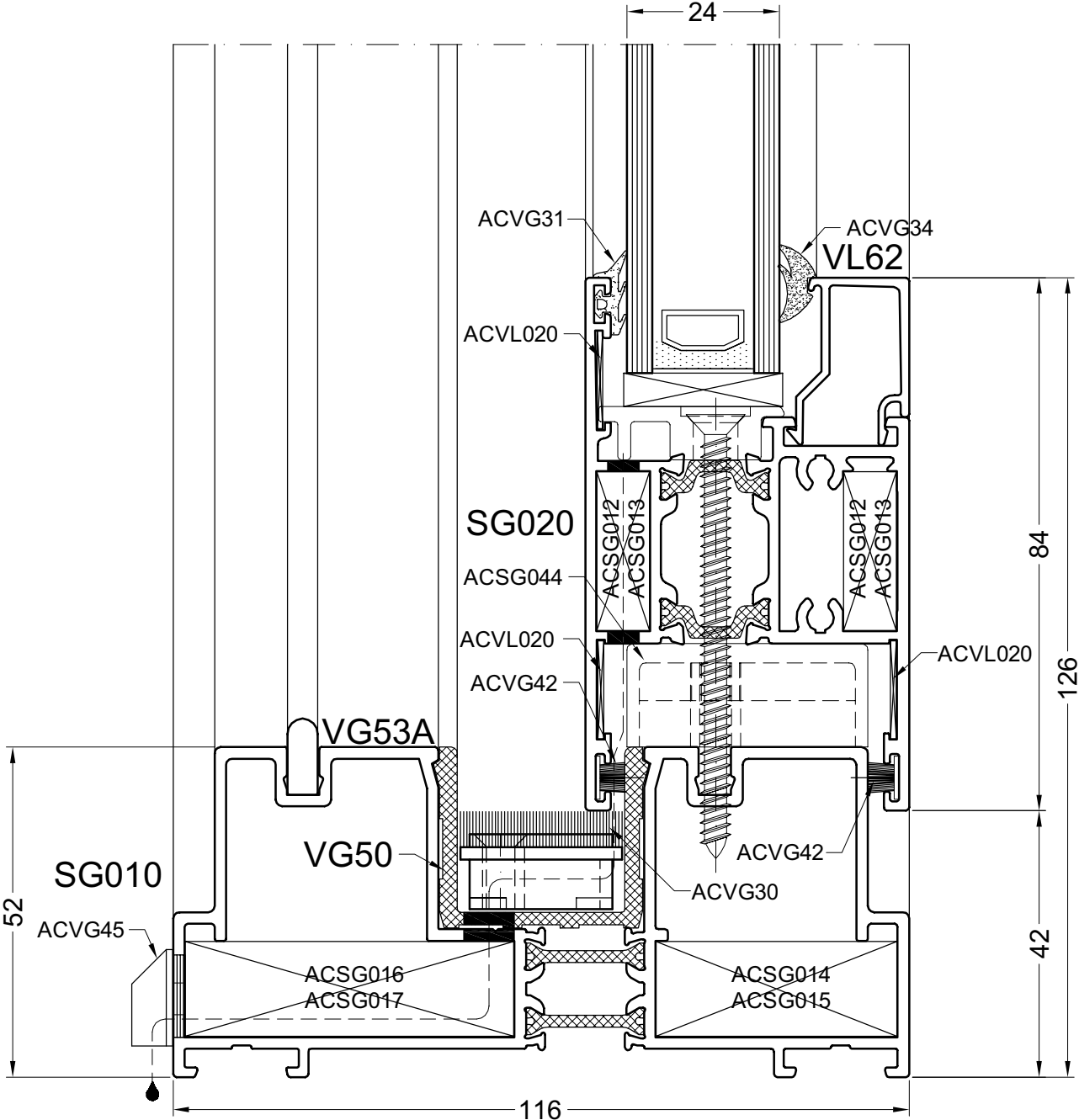
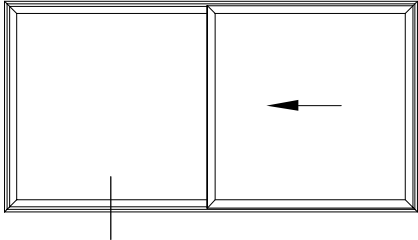
DOORSNEDE - COUPE - SCHNITT - SECTION



door21

11A

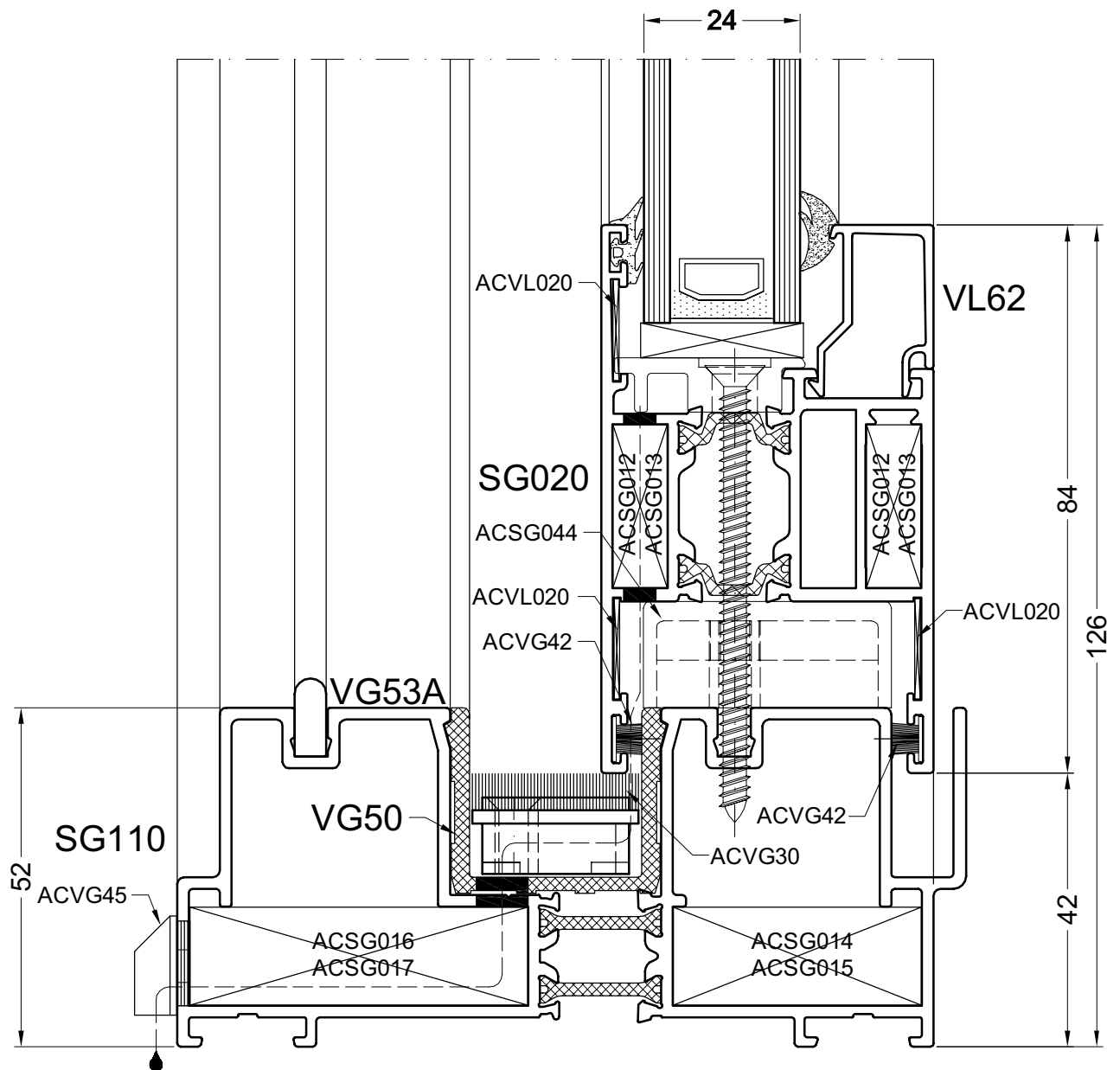
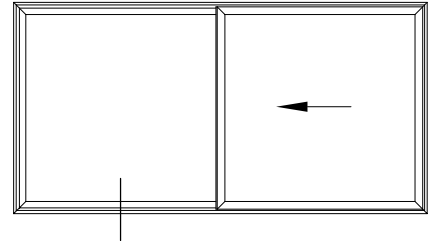
DOORSNEDE - COUPE - SCHNITT - SECTION



door22

11B

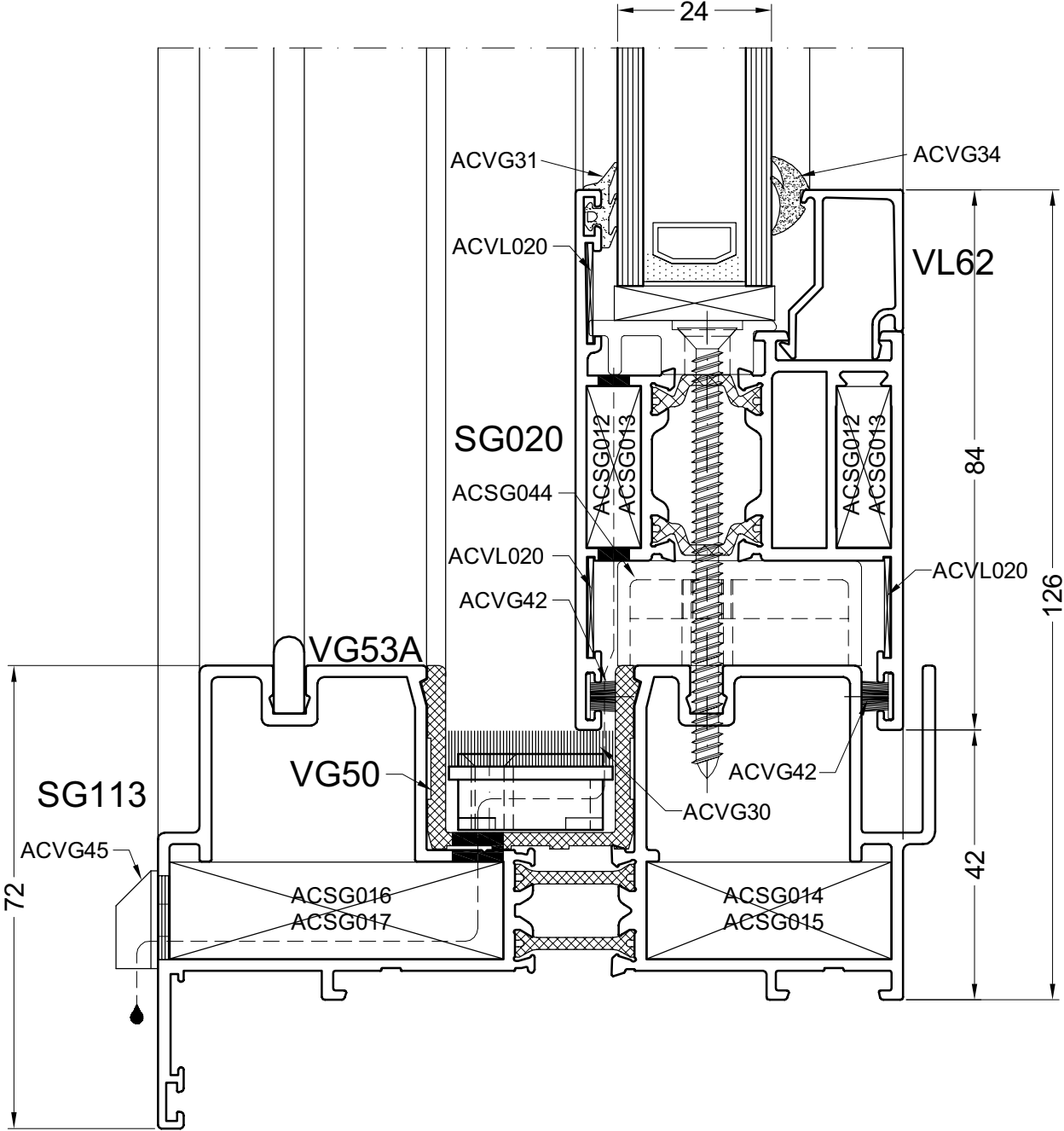
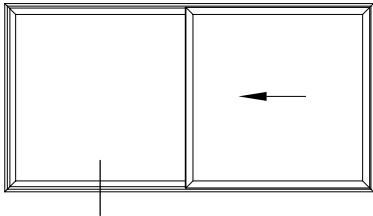
DOORSNEDE - COUPE - SCHNITT - SECTION



door11a

11C

DOORSNEDE - COUPE - SCHNITT - SECTION



door11b

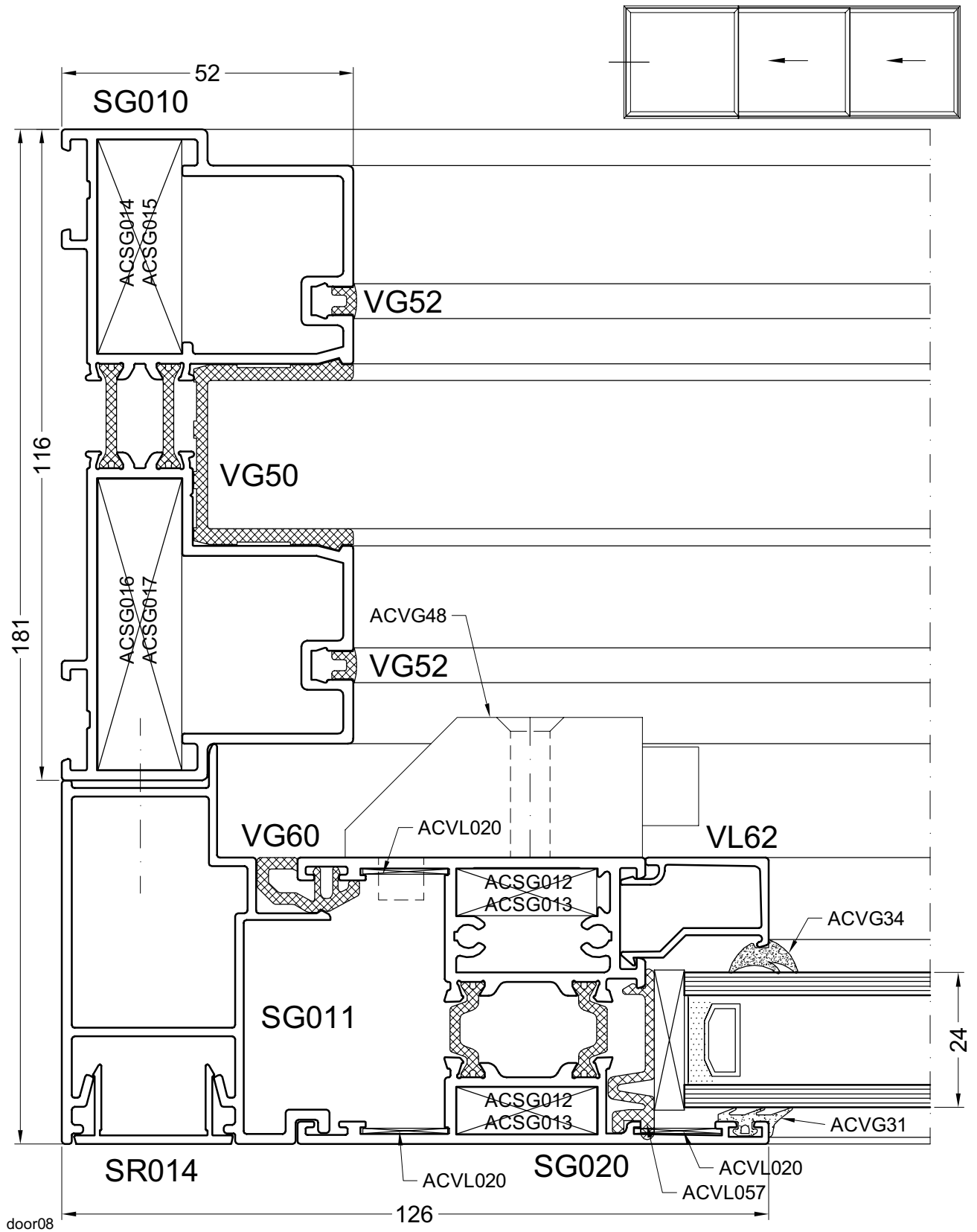


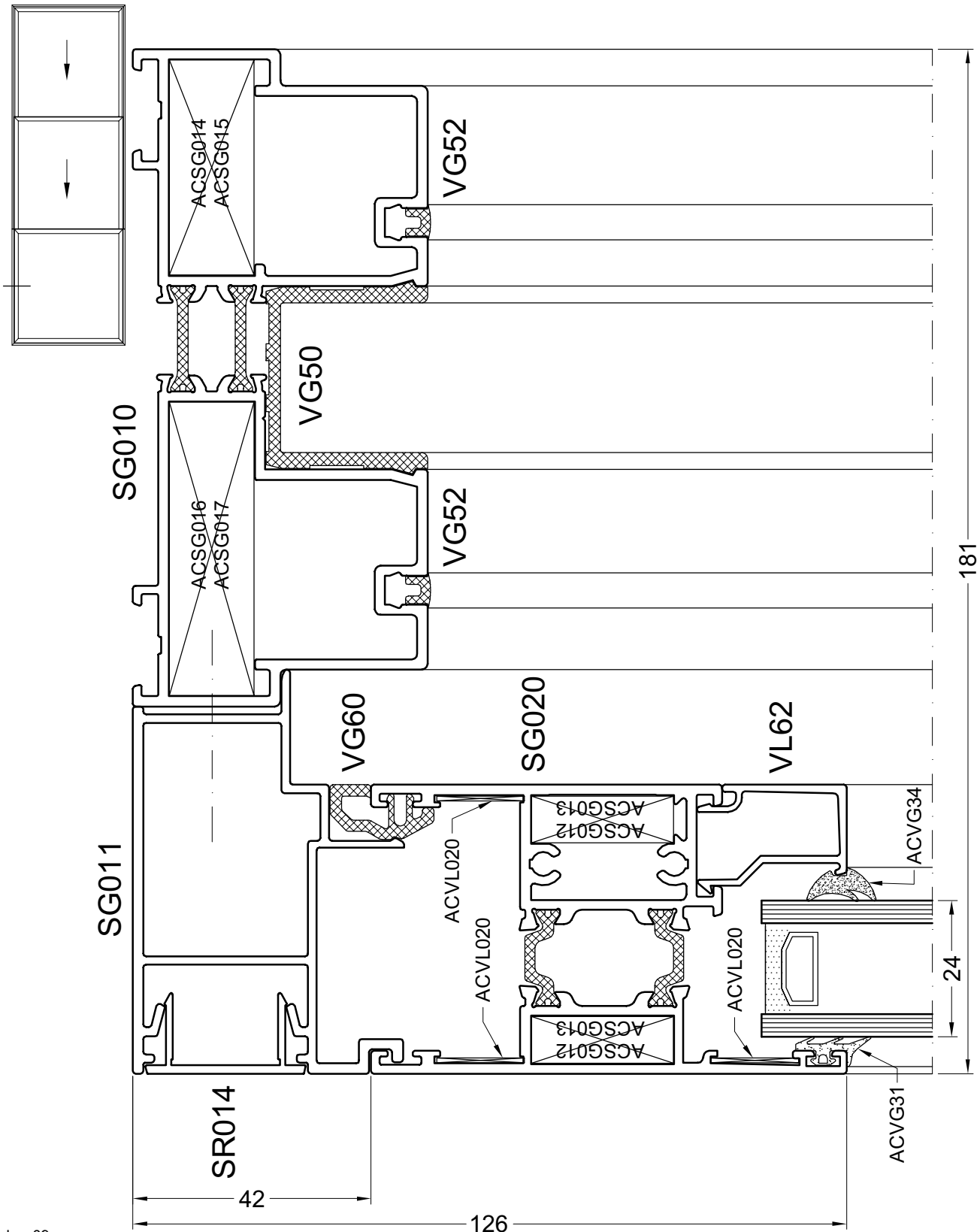




**13**

DOORSNEDE - COUPE - SCHNITT - SECTION

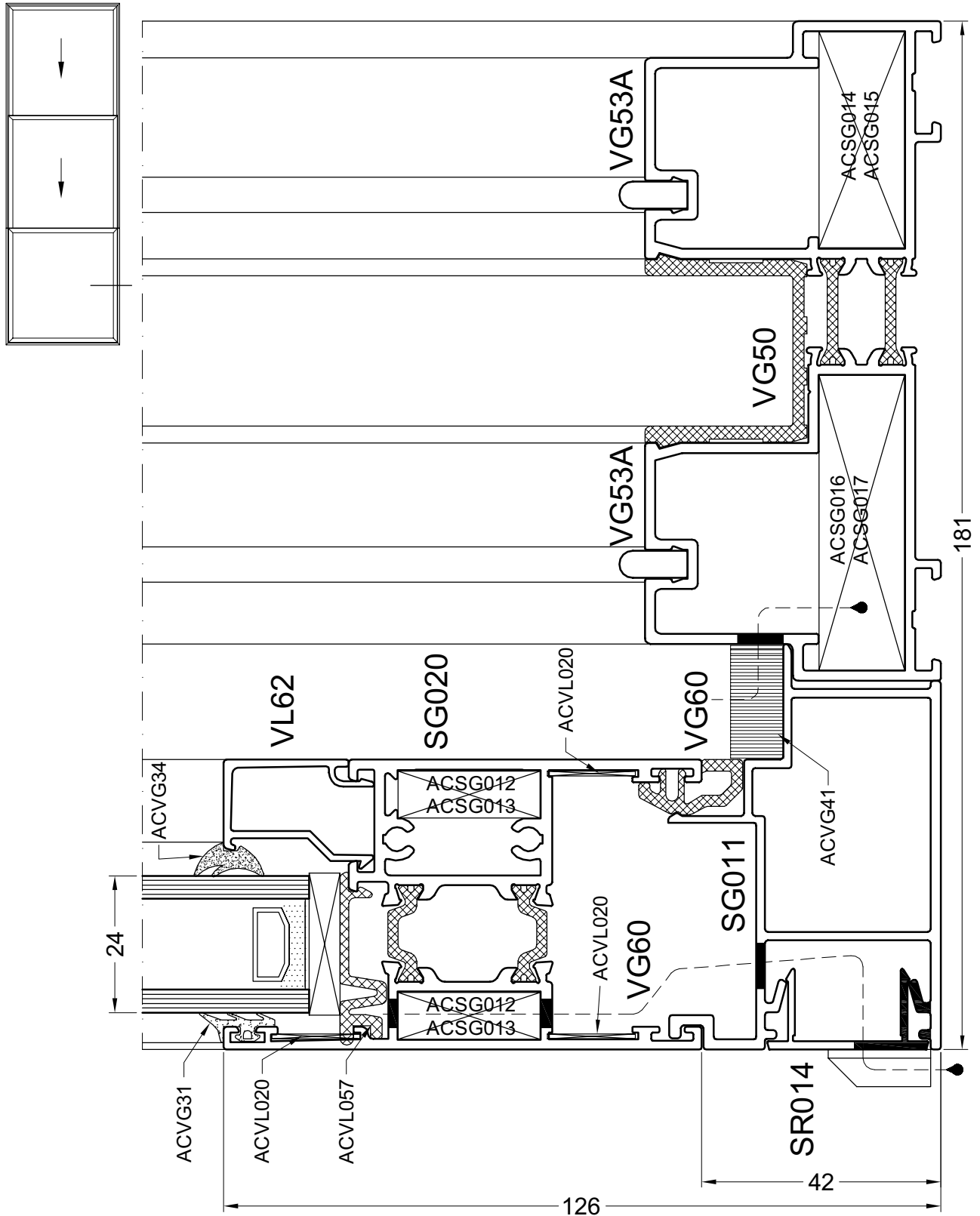




door09

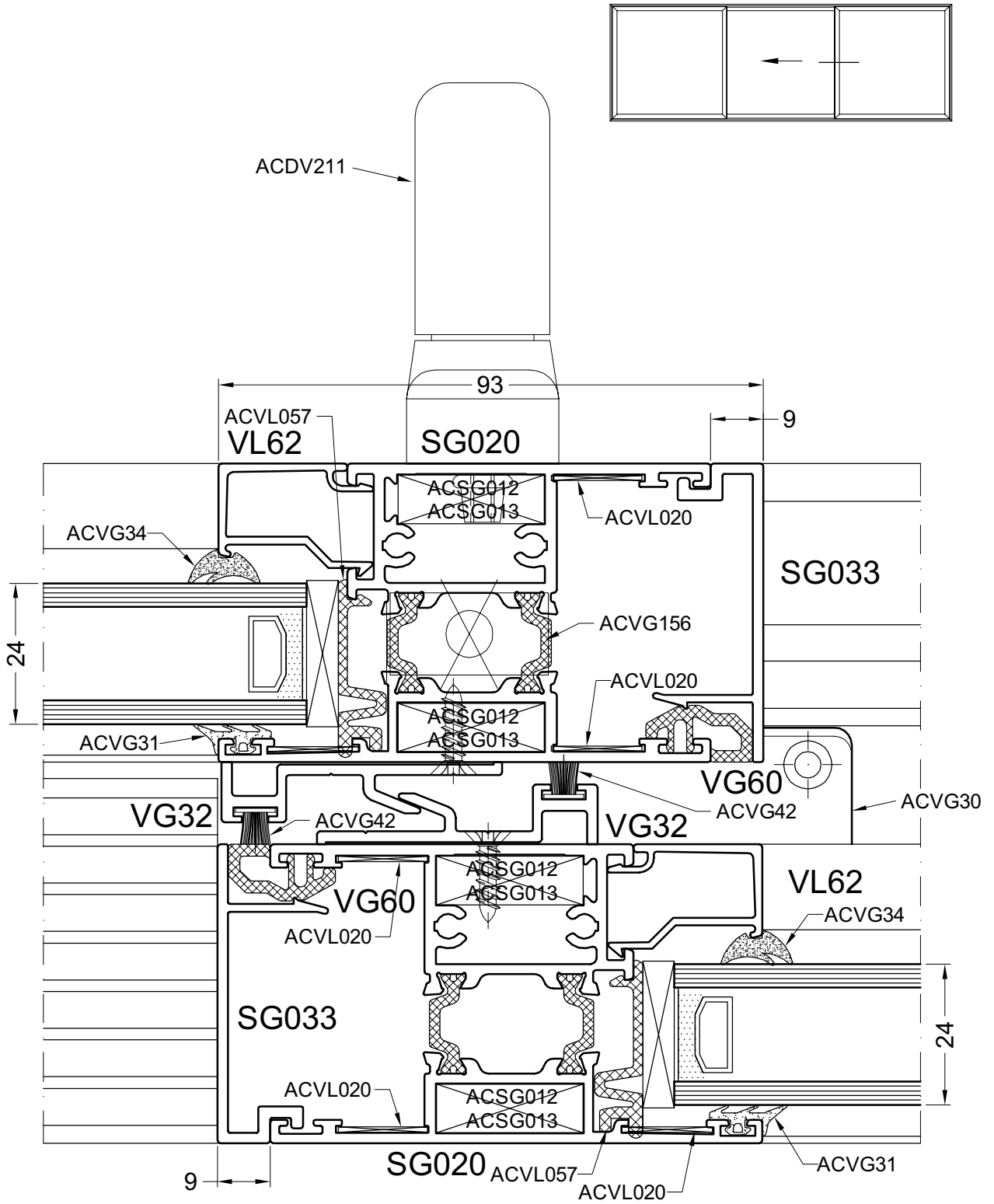
15

DOORSNEDE - COUPE - SCHNITT - SECTION

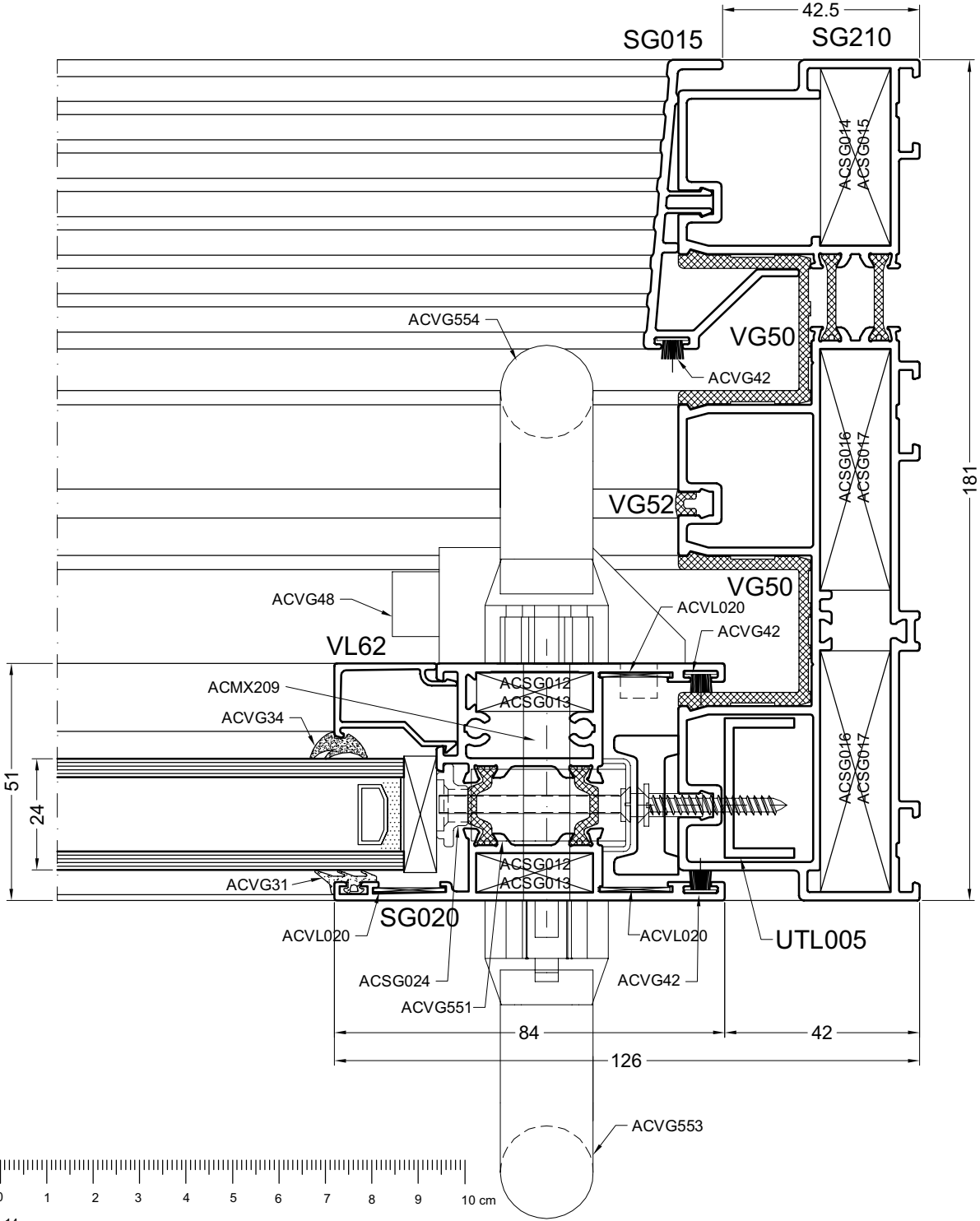
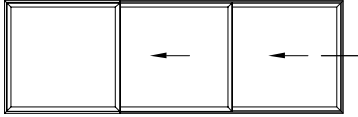


door10



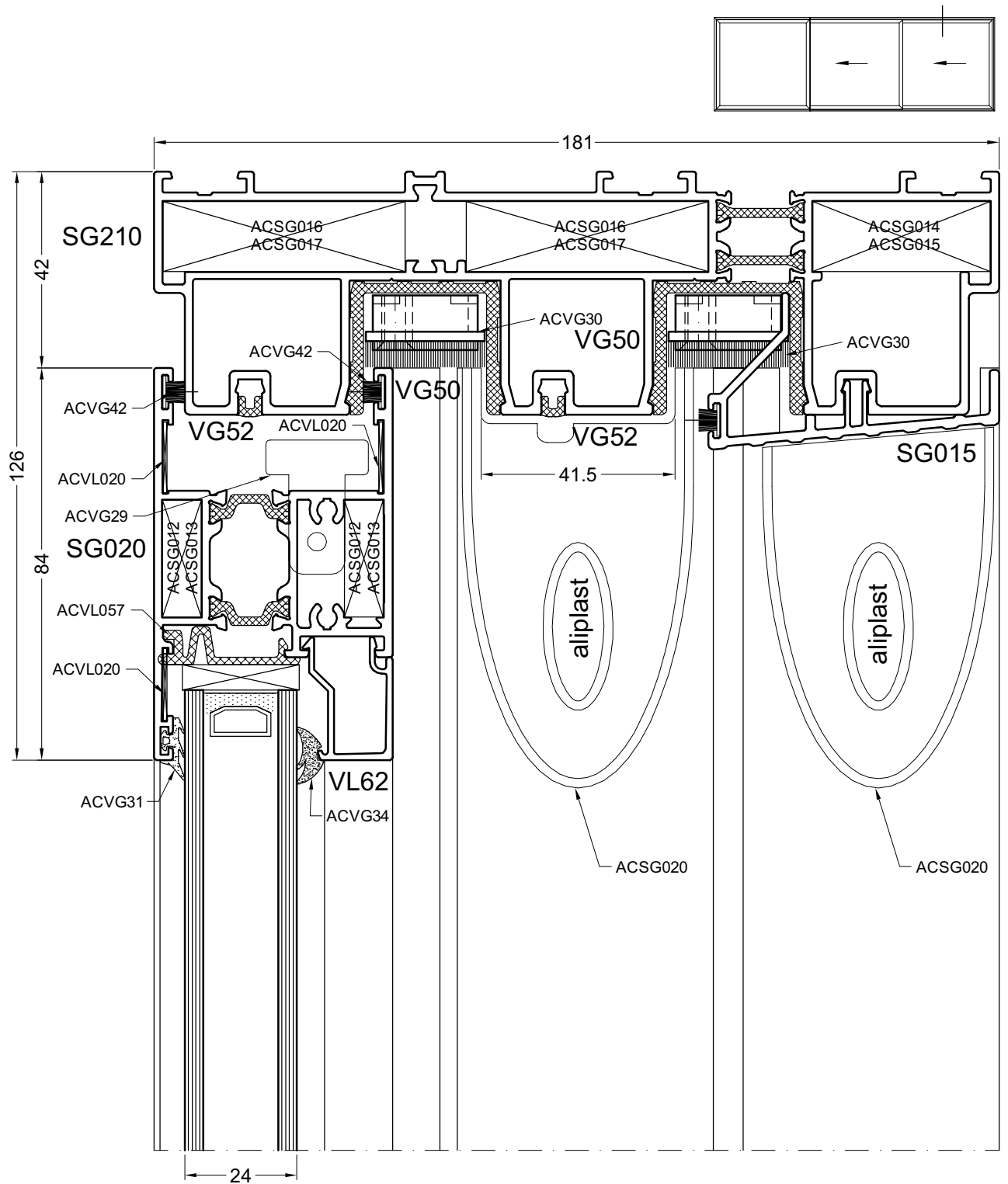


door12

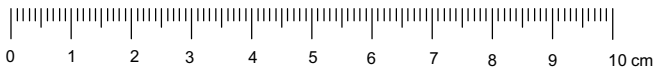
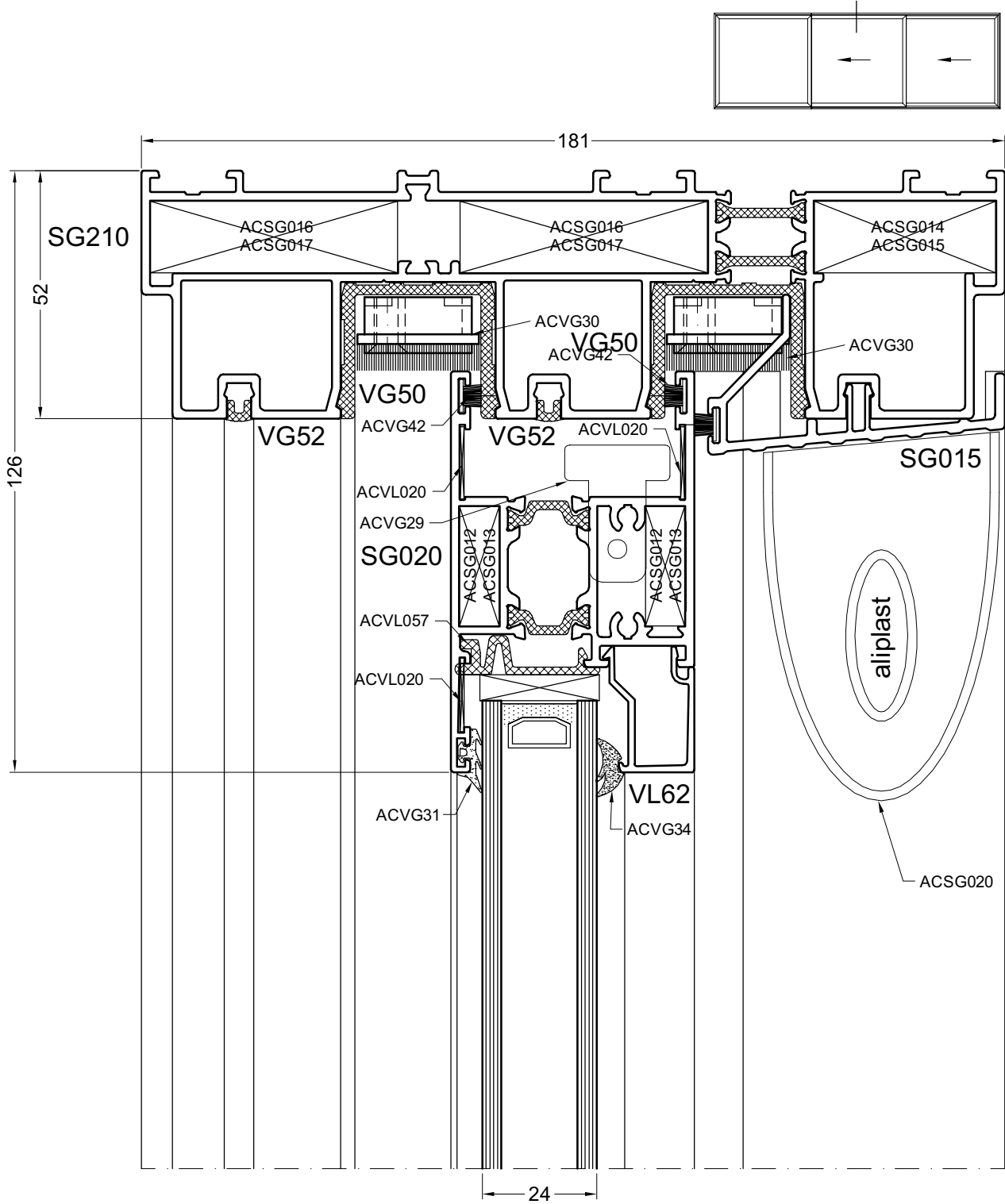


door14

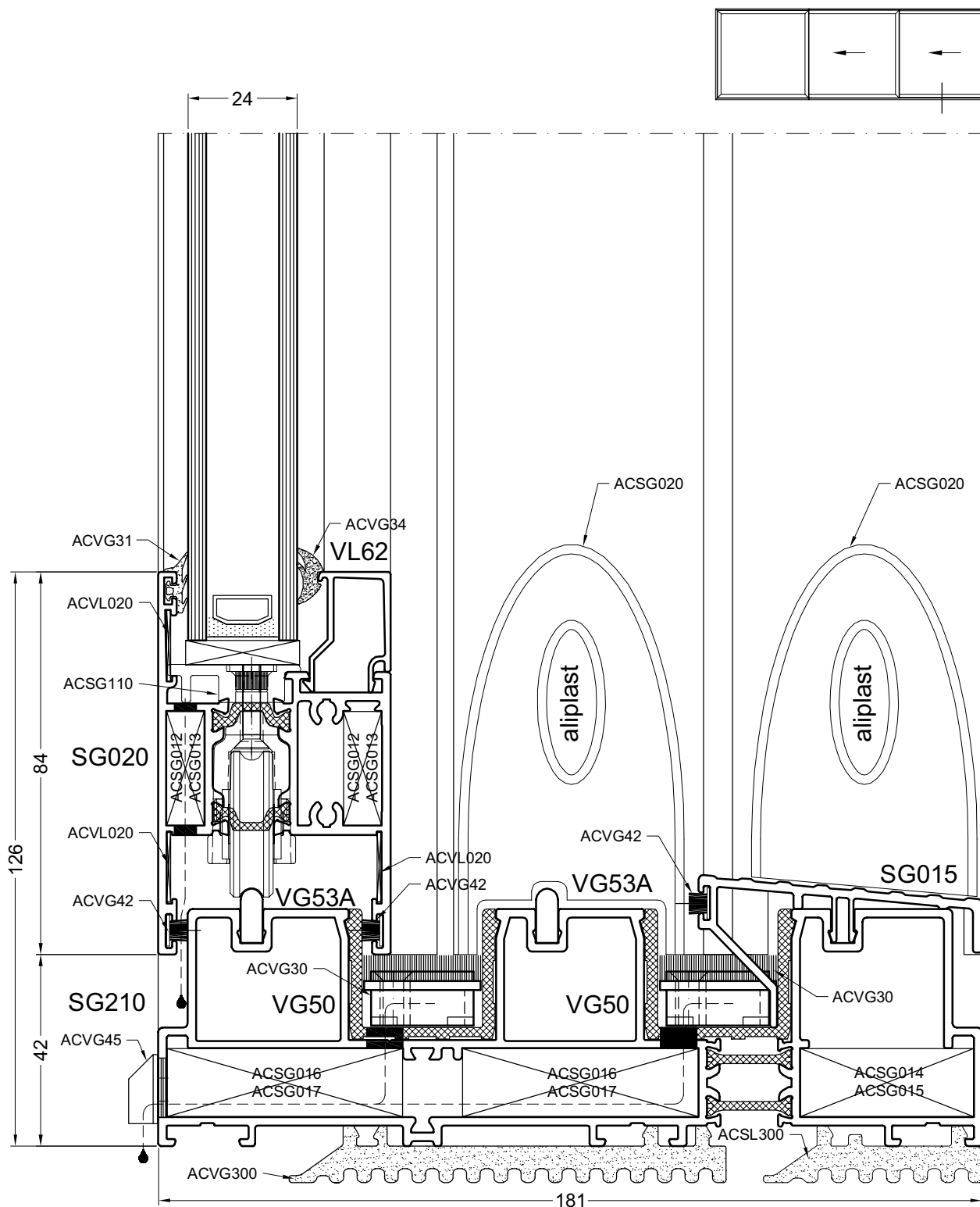




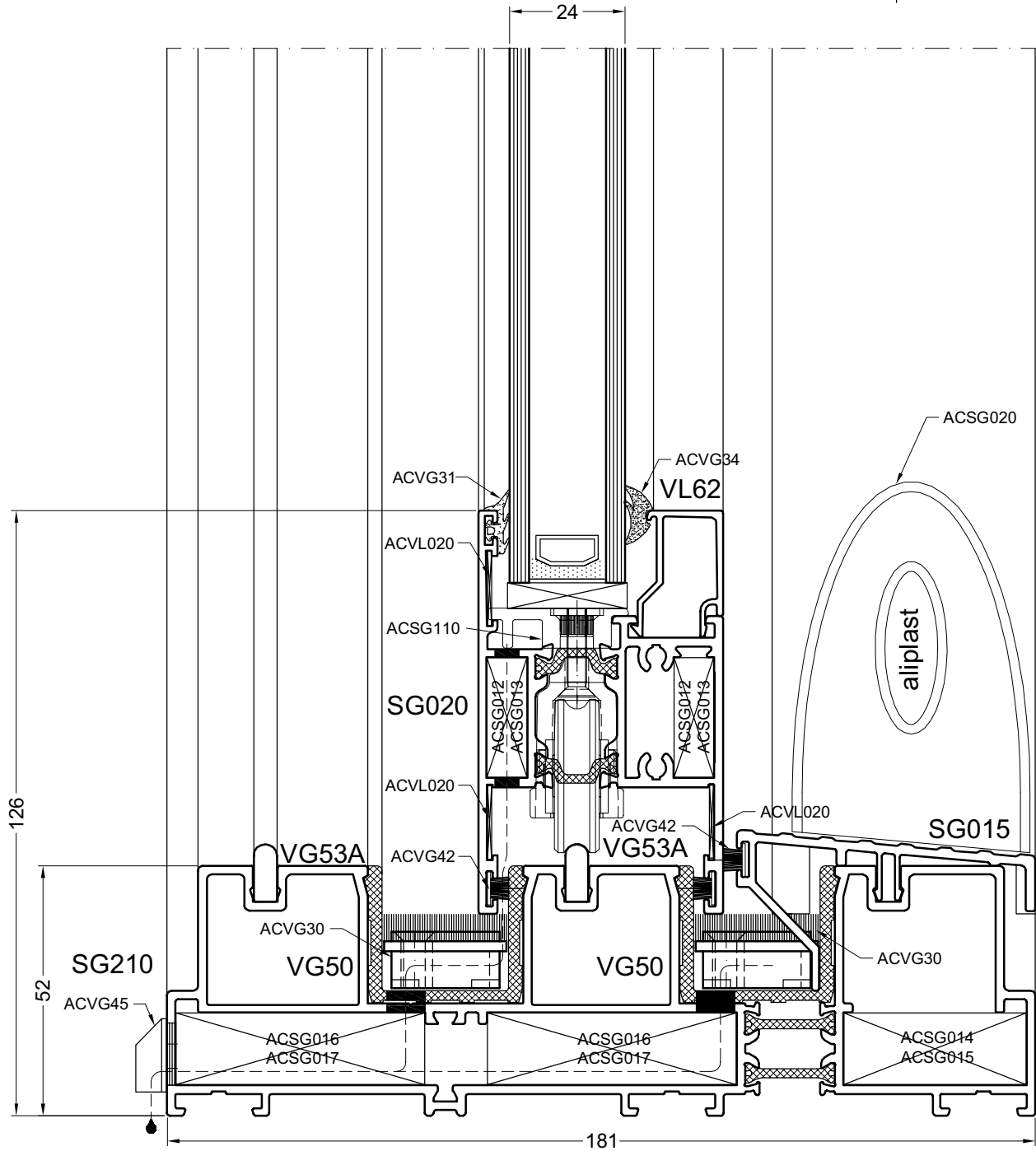
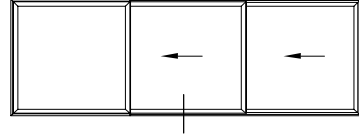
door15



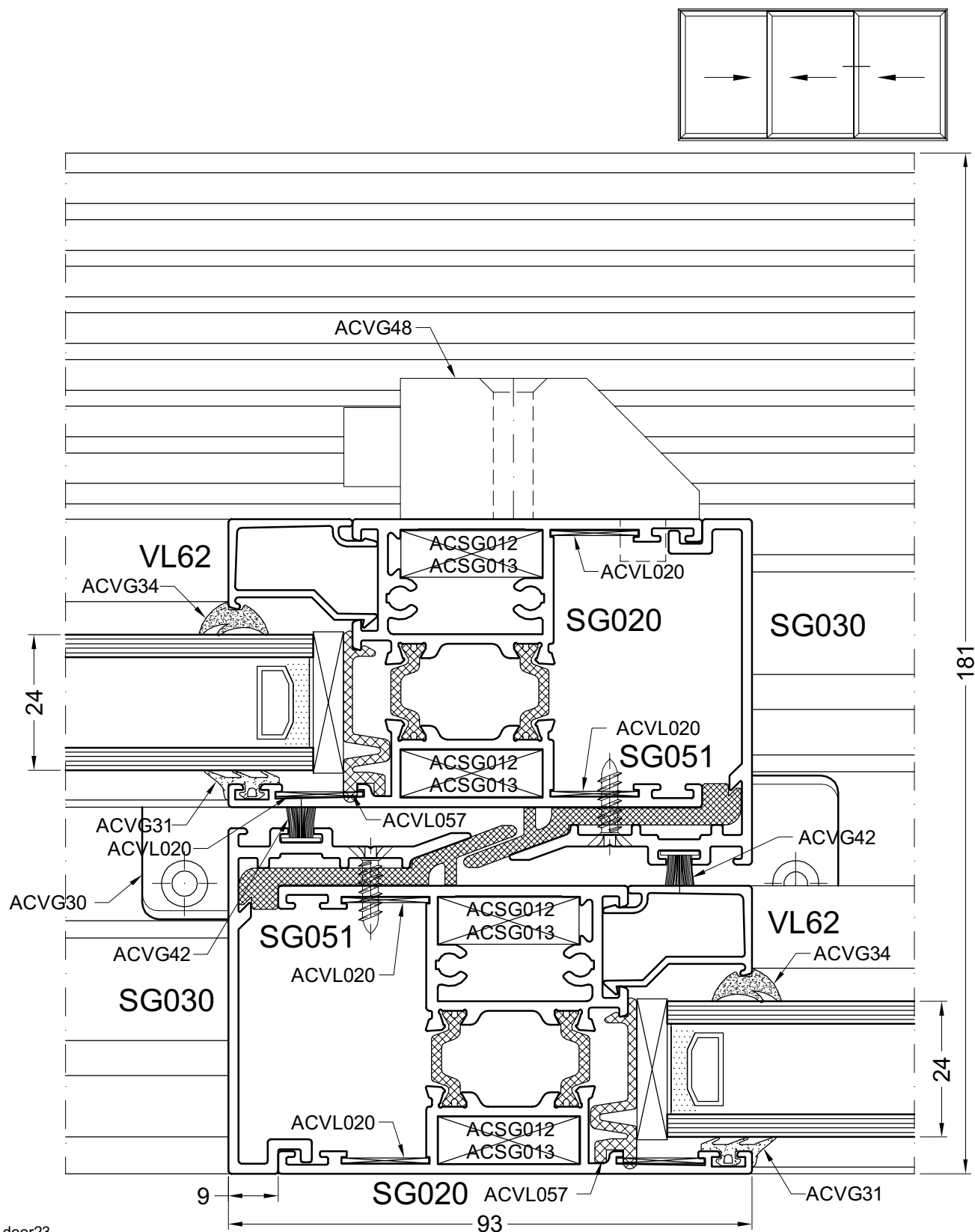
door16



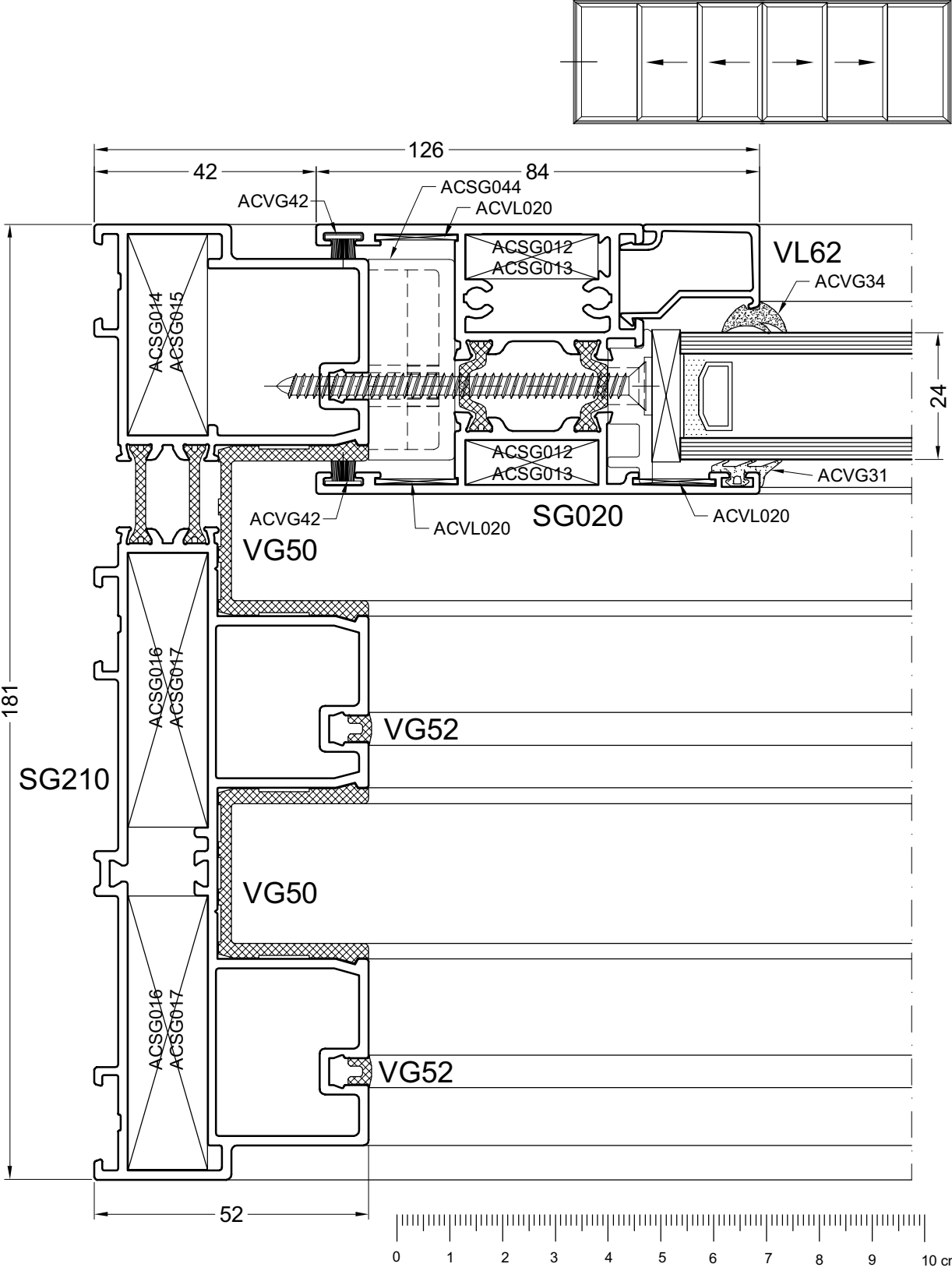
door17



door18



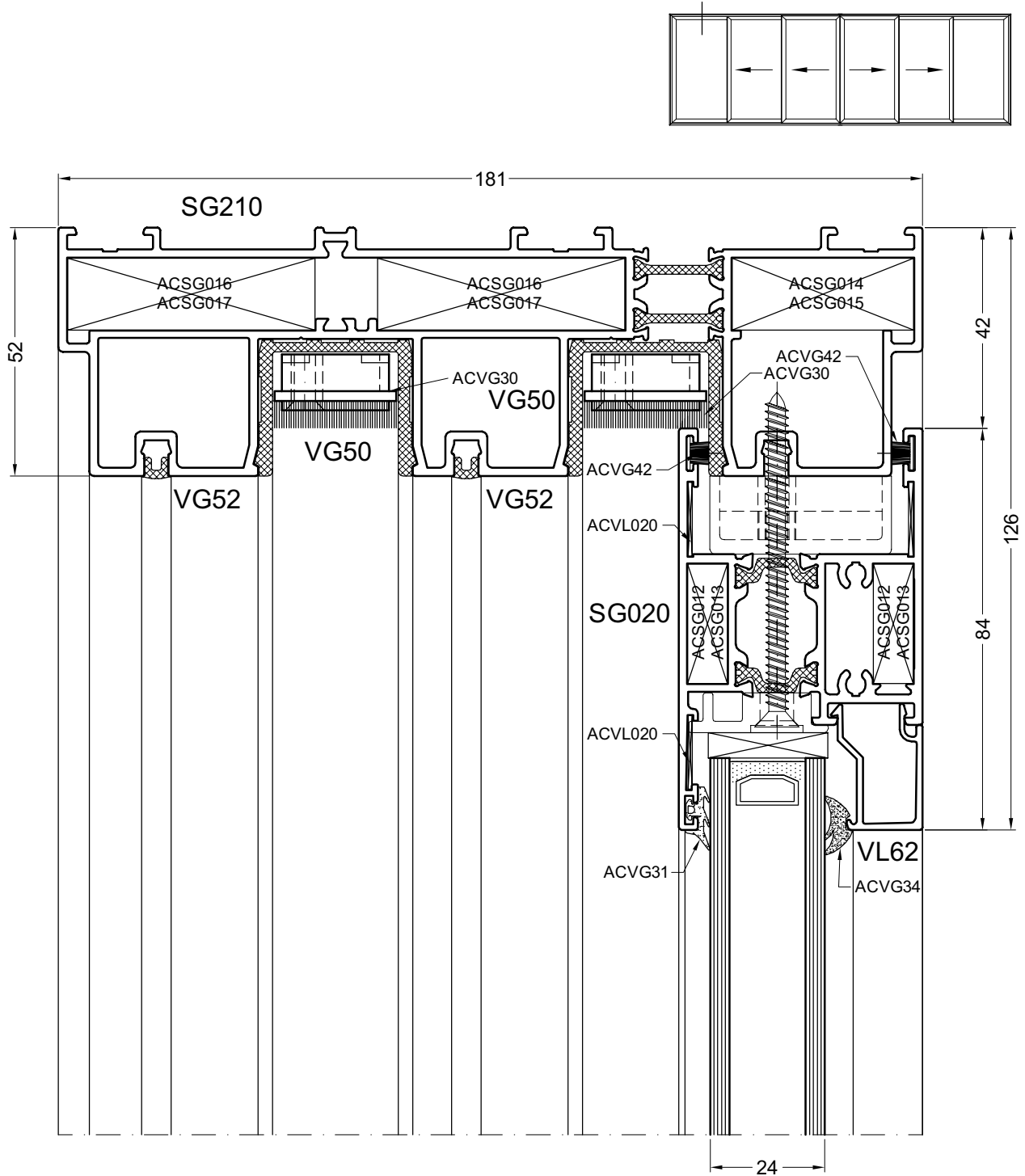
door23



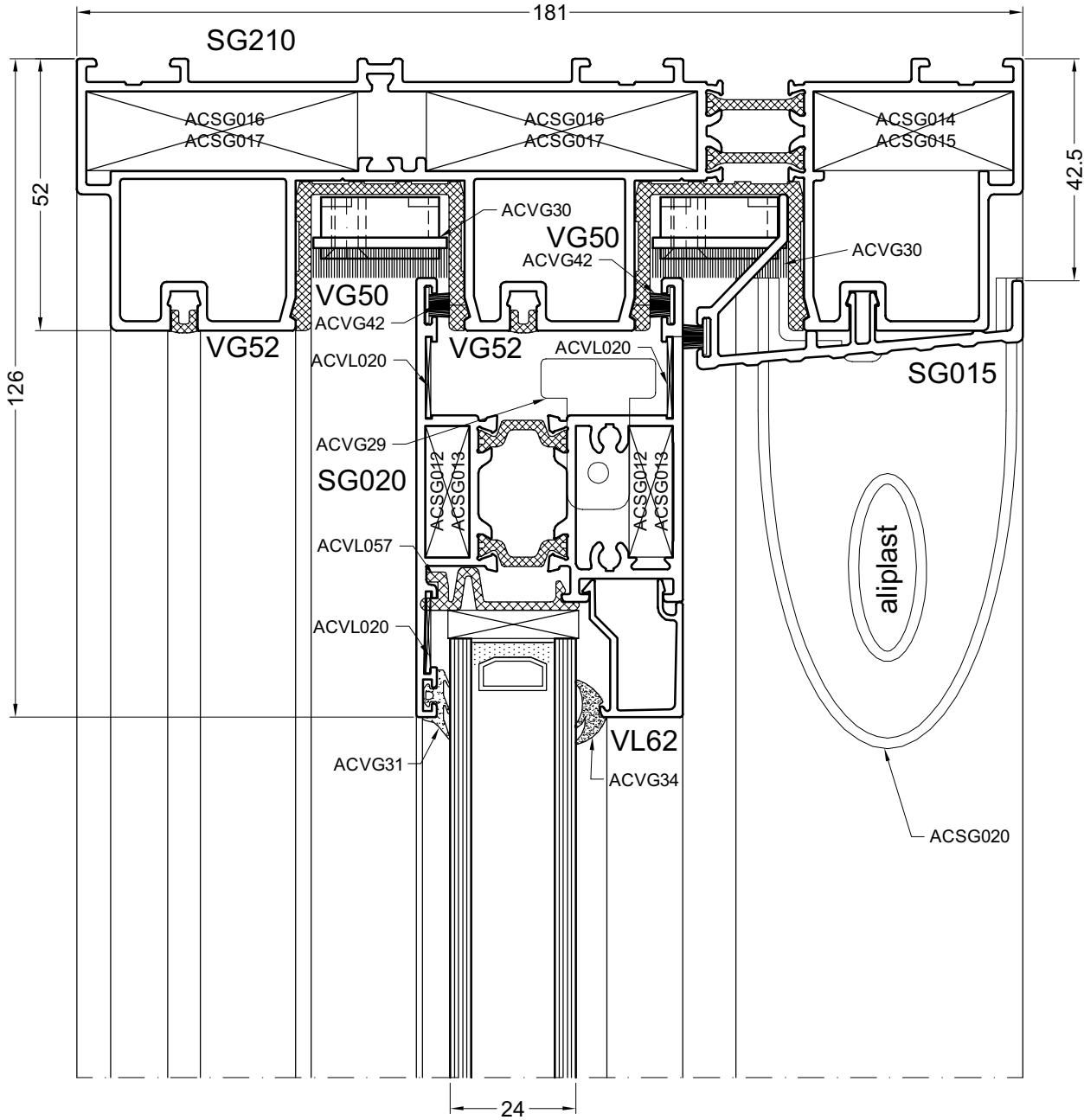
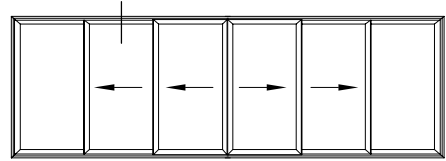
door24

25

DOORSNEDE - COUPE - SCHNITT - SECTION

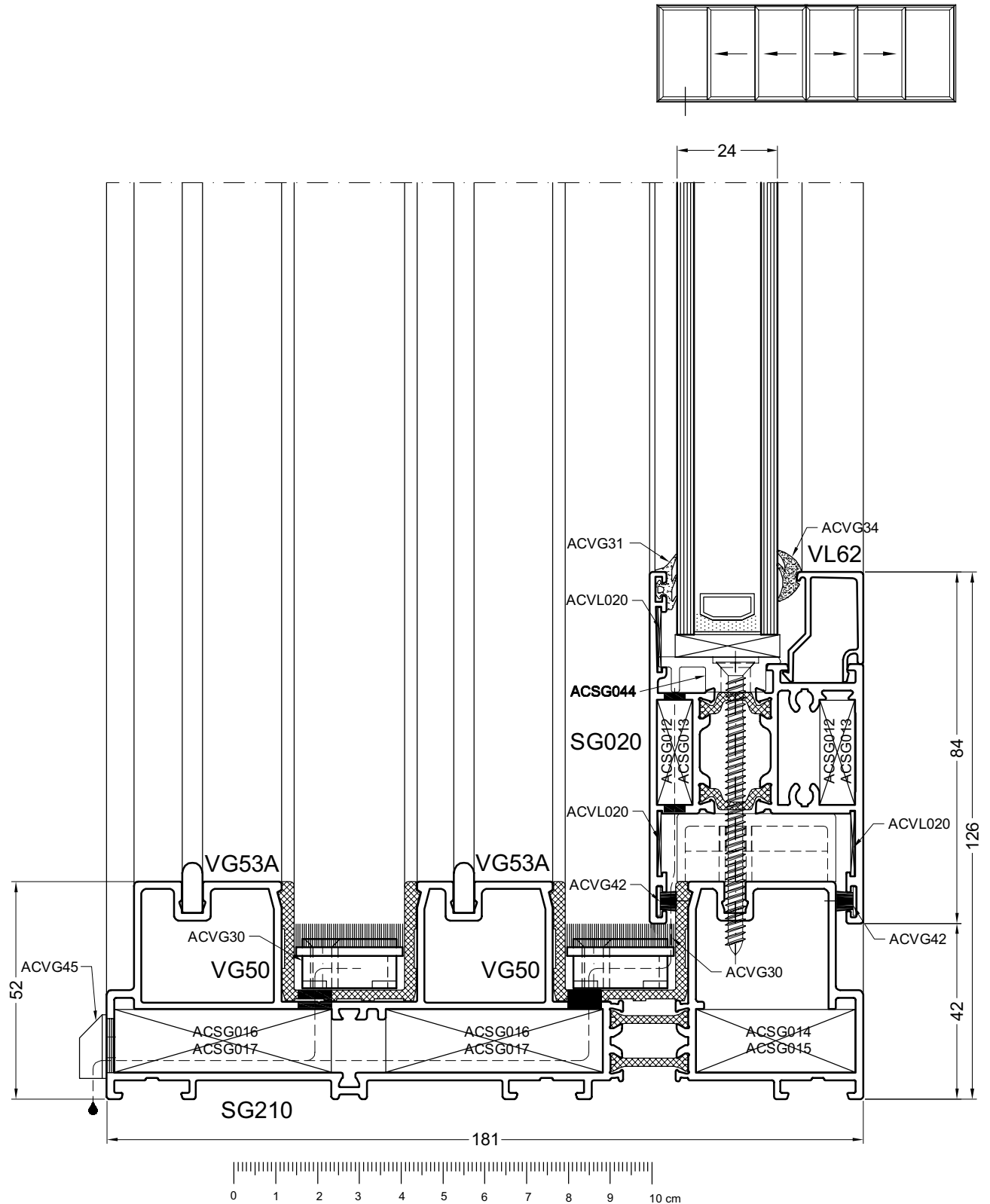


door25

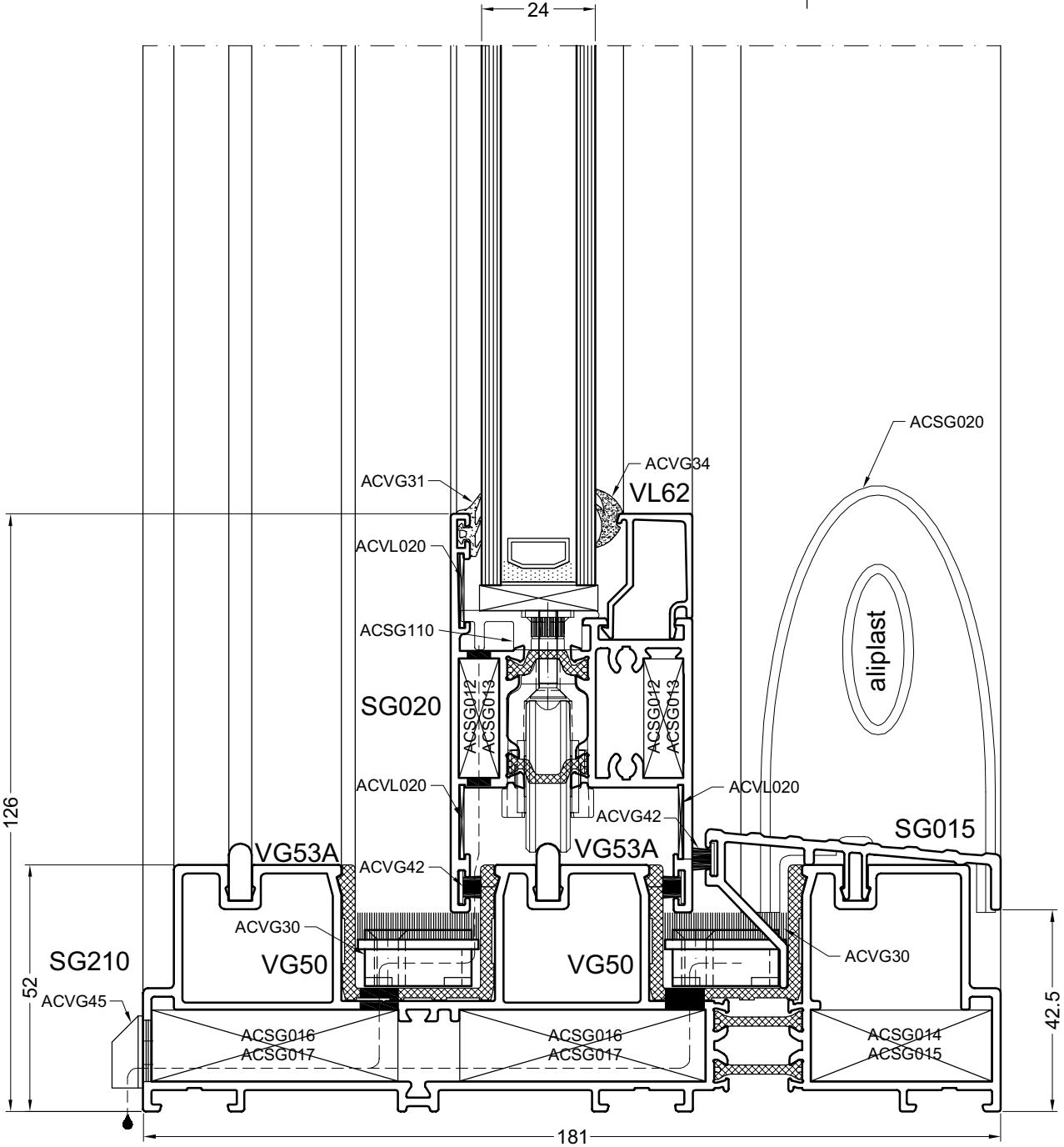
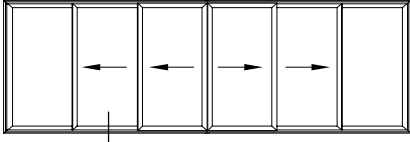


door26

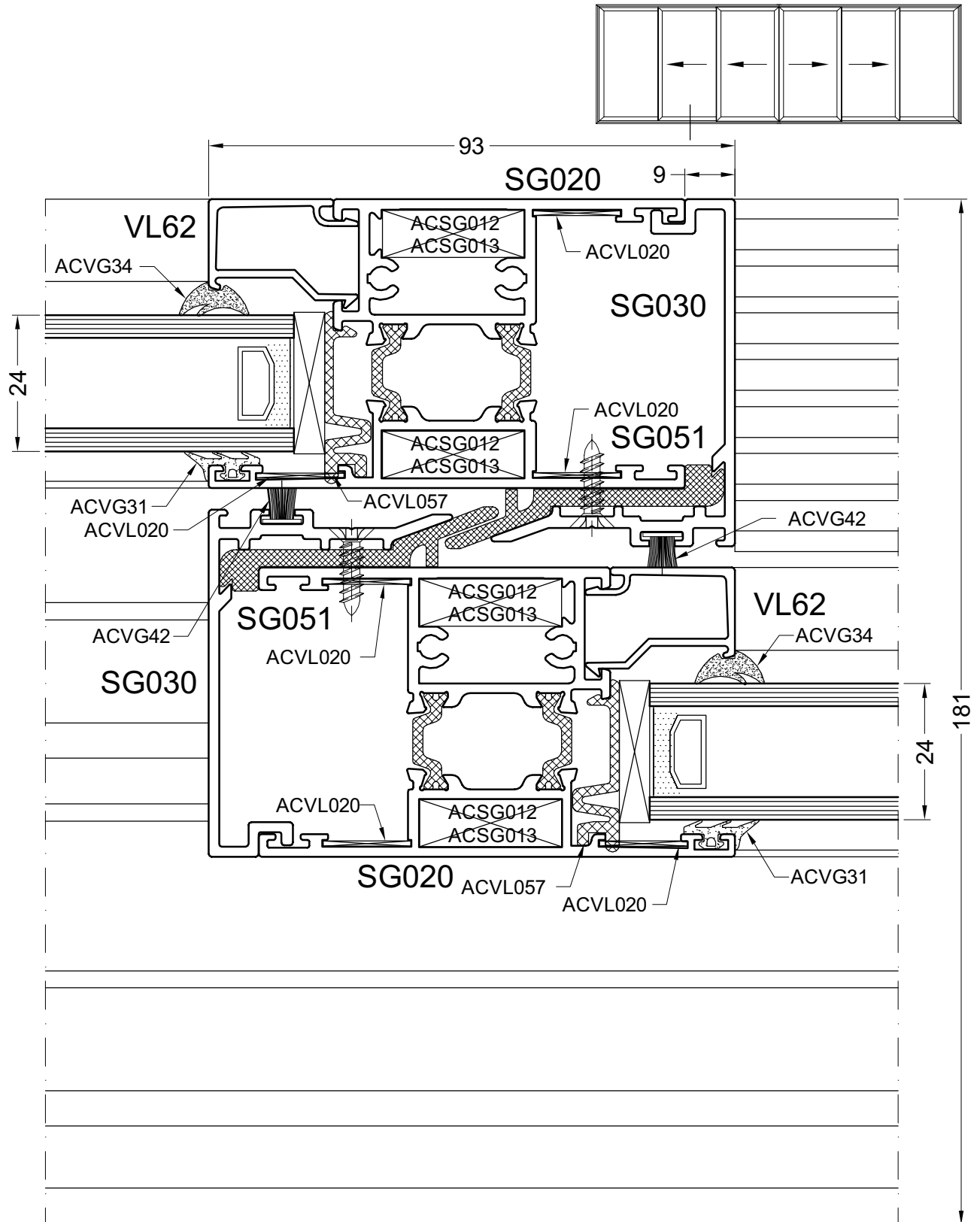




door27



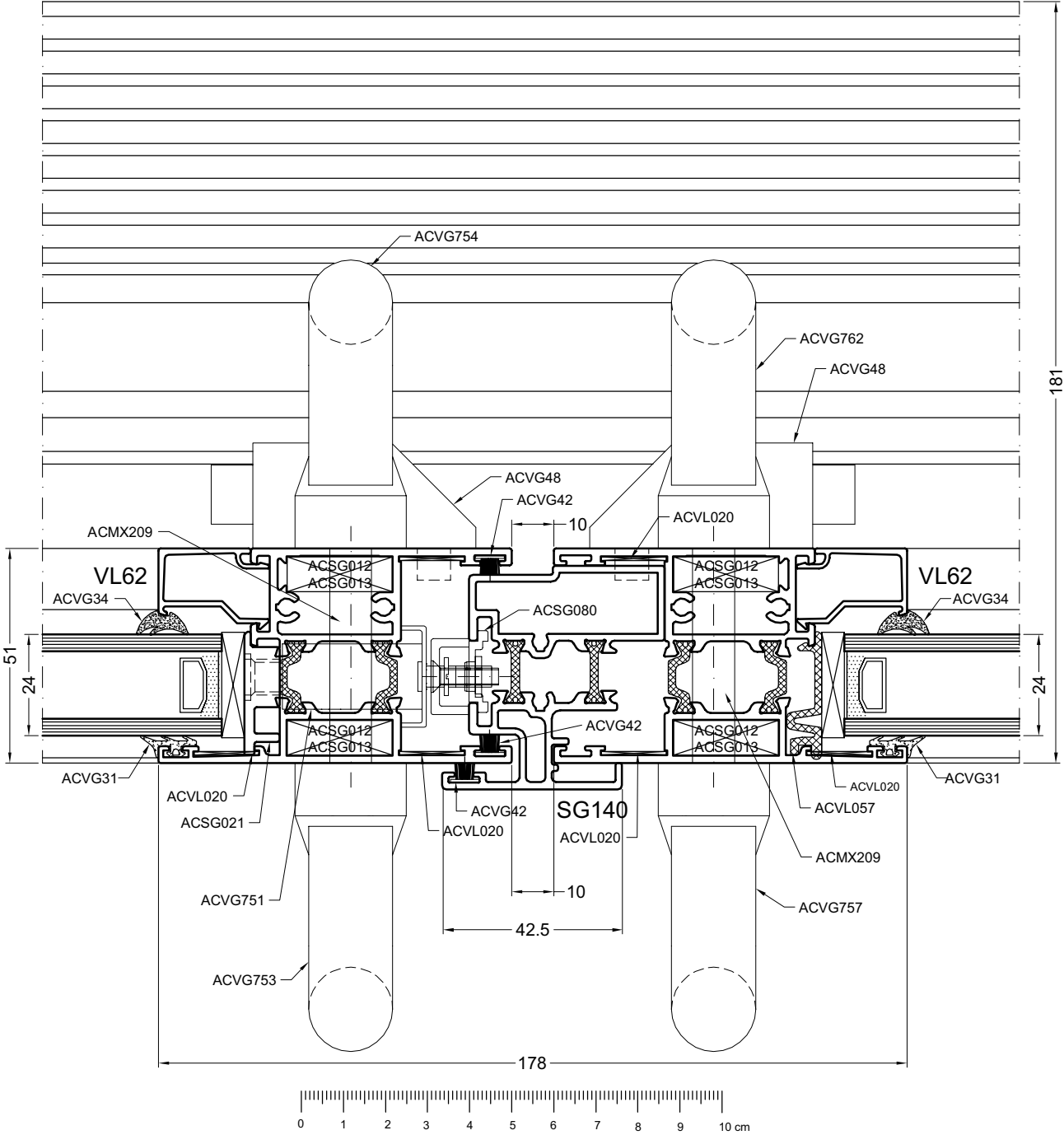
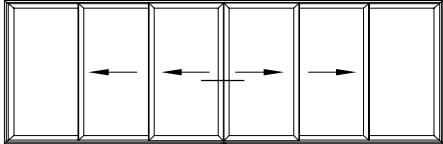
door28



door29

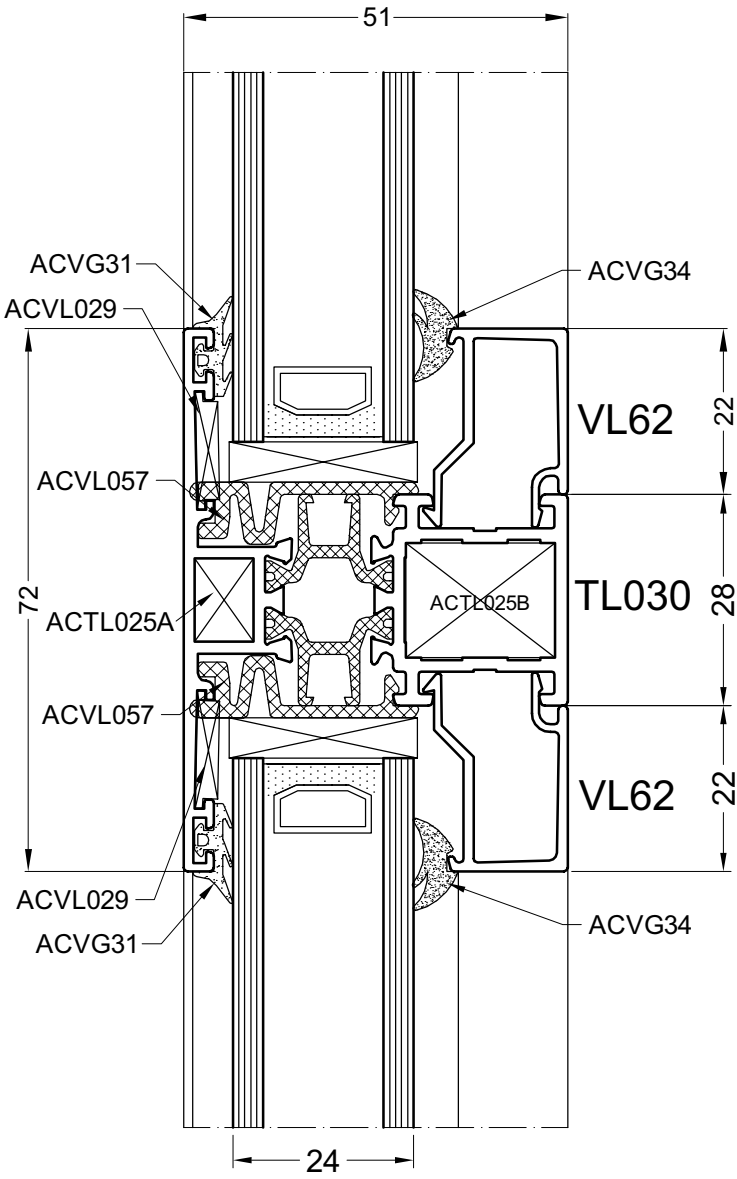
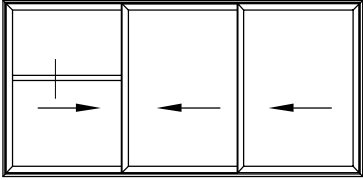
30A

DOORSNEDE - COUPE - SCHNITT - SECTION



door30

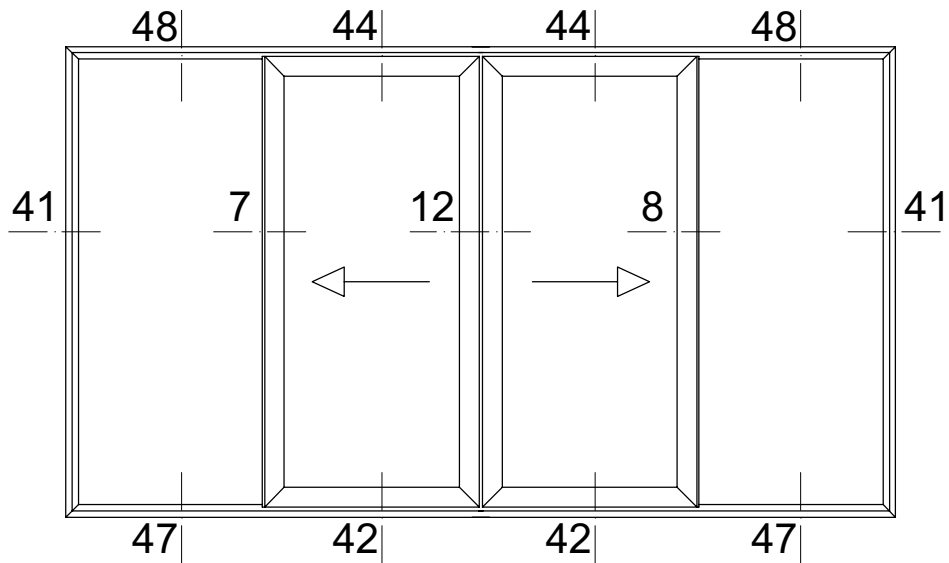
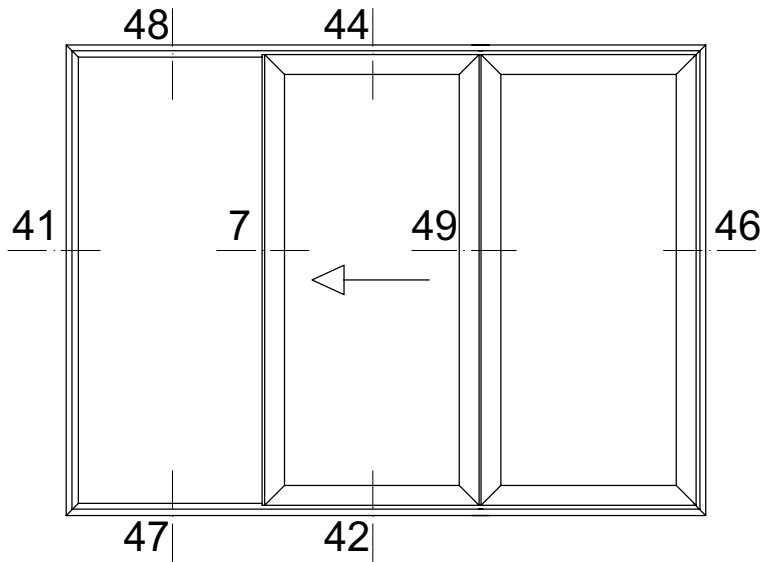
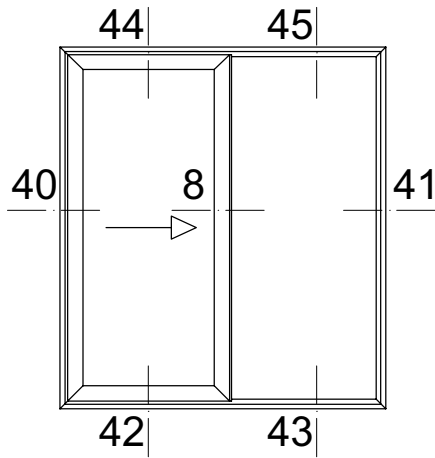




Door31

MONORAIL  
MONORAIL  
MONORAIL  
MONORAIL

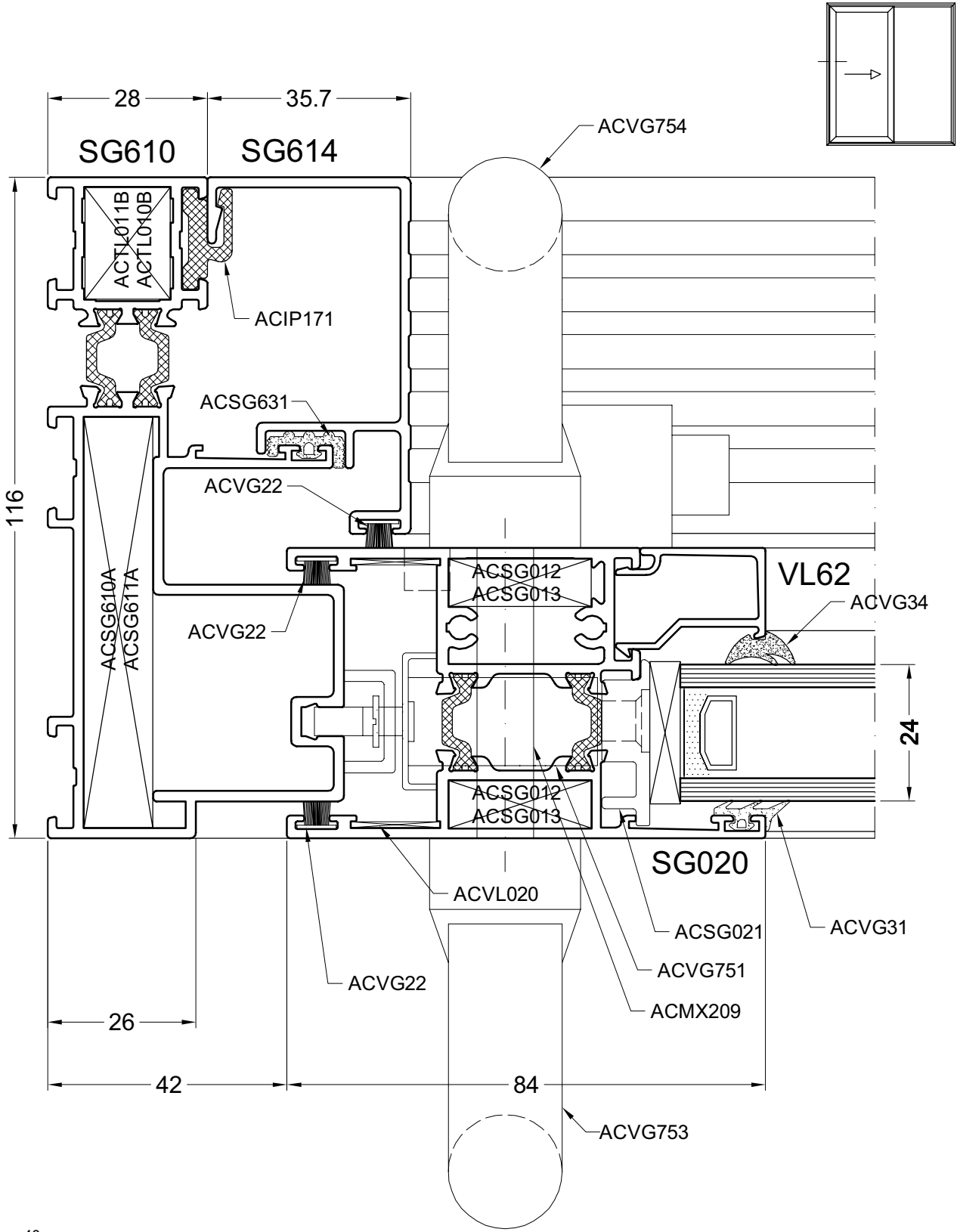
DOORSNEDE - COUPE - SCHNITT - SECTION



doortyp4

40A

DOORSNEDE - COUPE - SCHNITT - SECTION

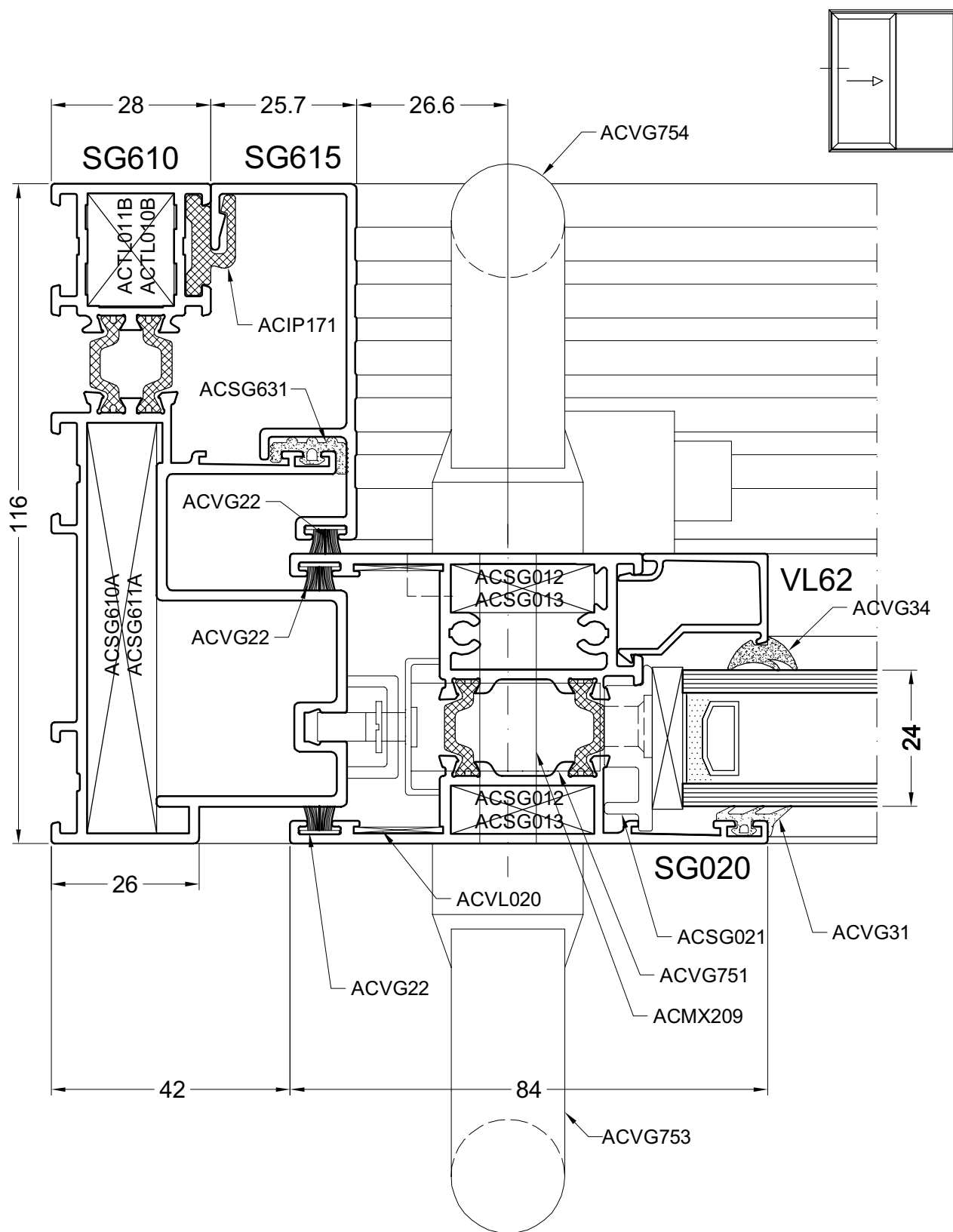


door40



**40B**

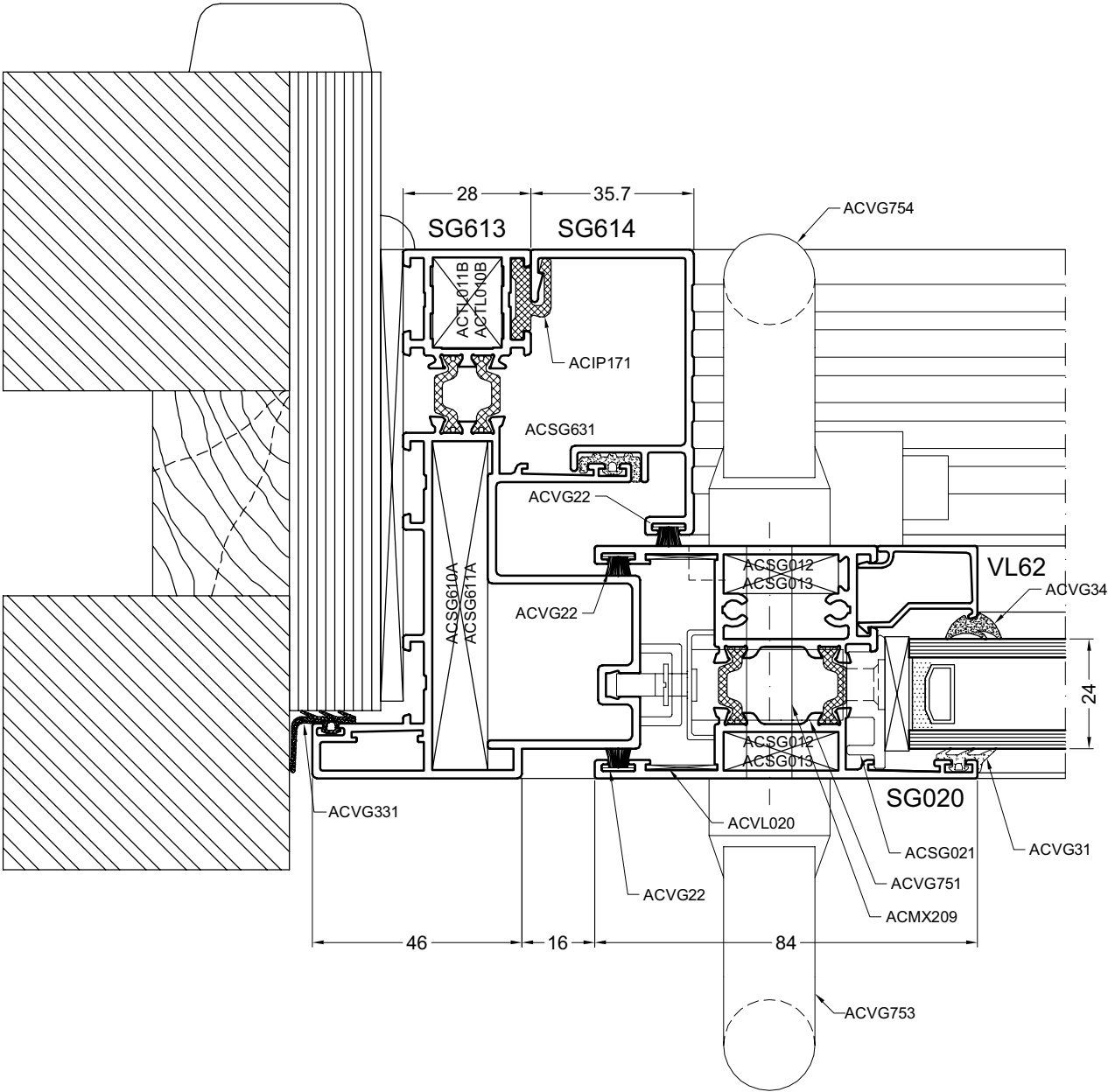
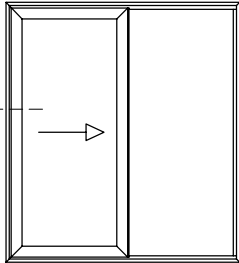
DOORSNEDE - COUPE - SCHNITT - SECTION



door40a

# 40C

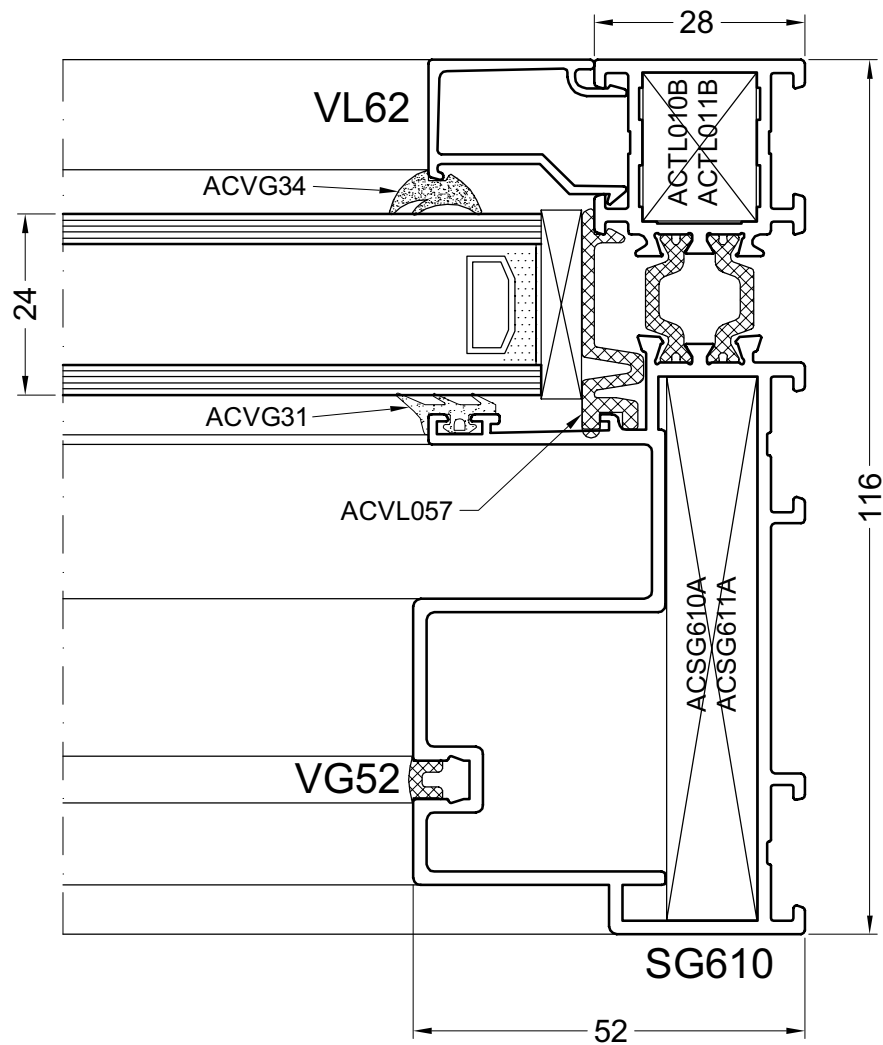
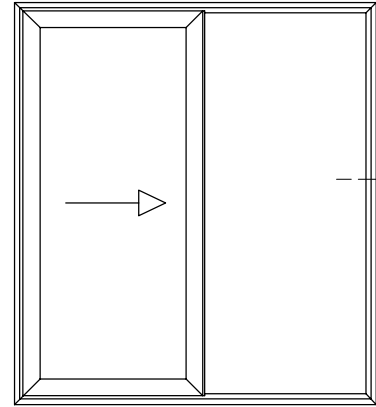
DOORSNEDE - COUPE - SCHNITT - SECTION



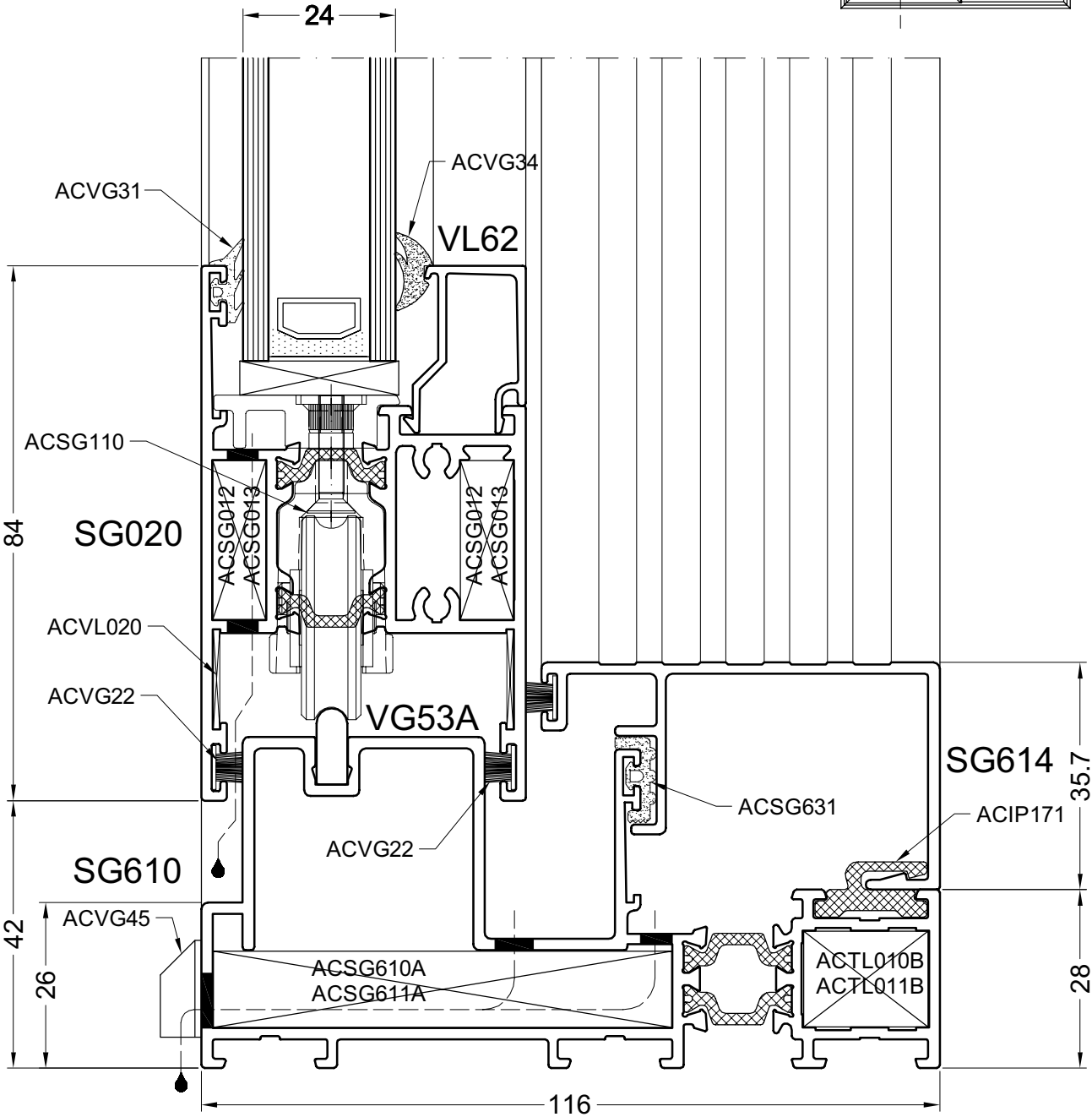
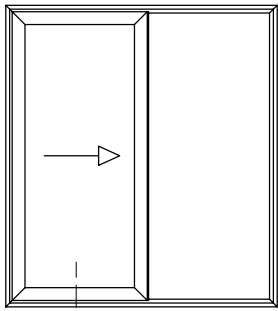
door40b

41

DOORSNEDE - COUPE - SCHNITT - SECTION



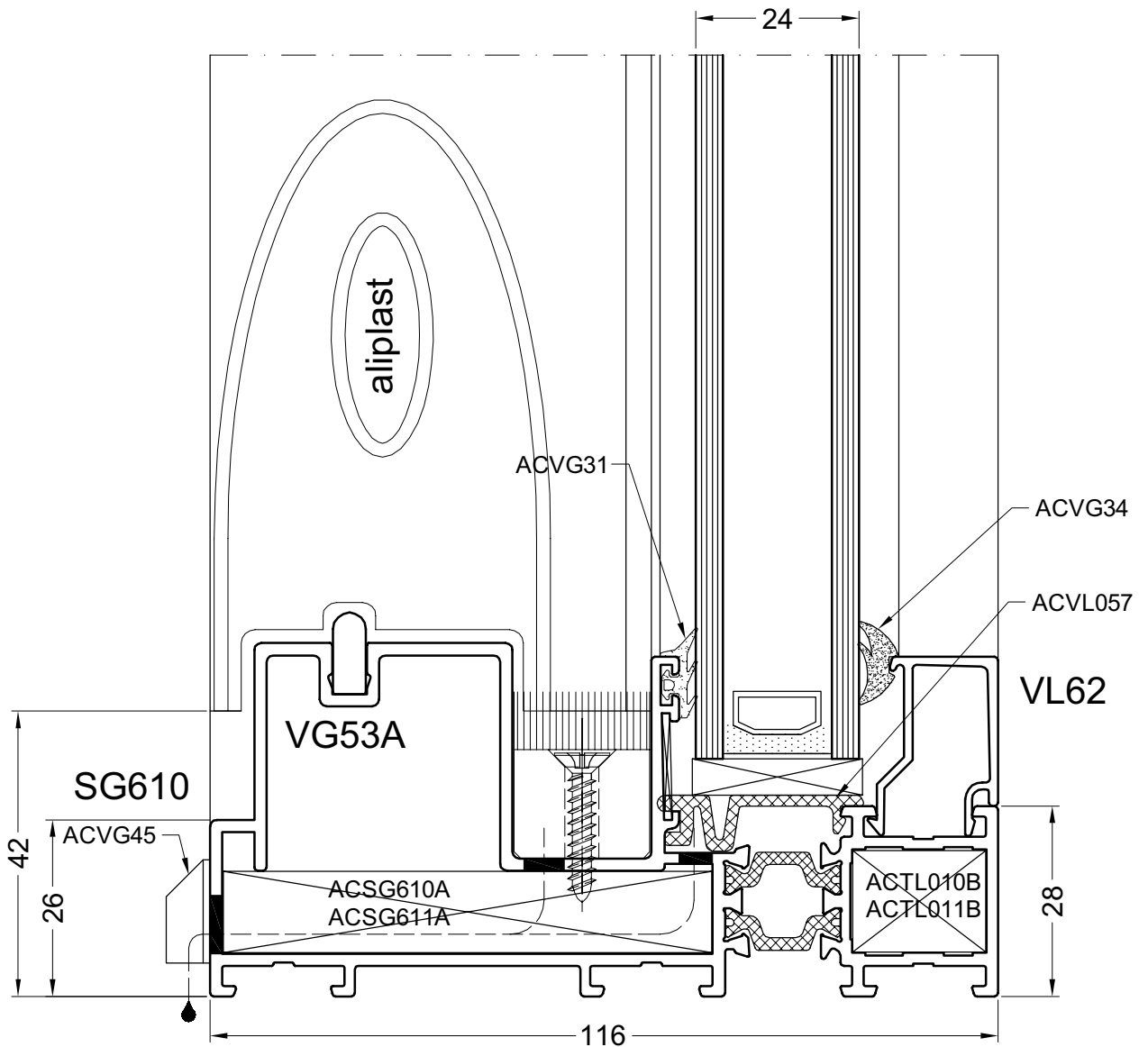
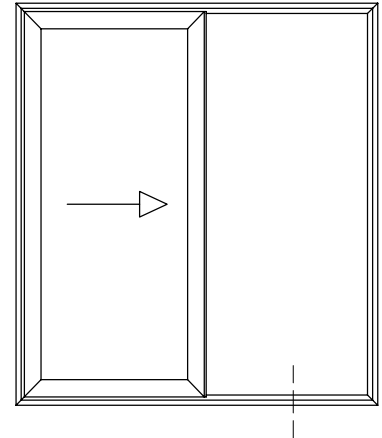
door41



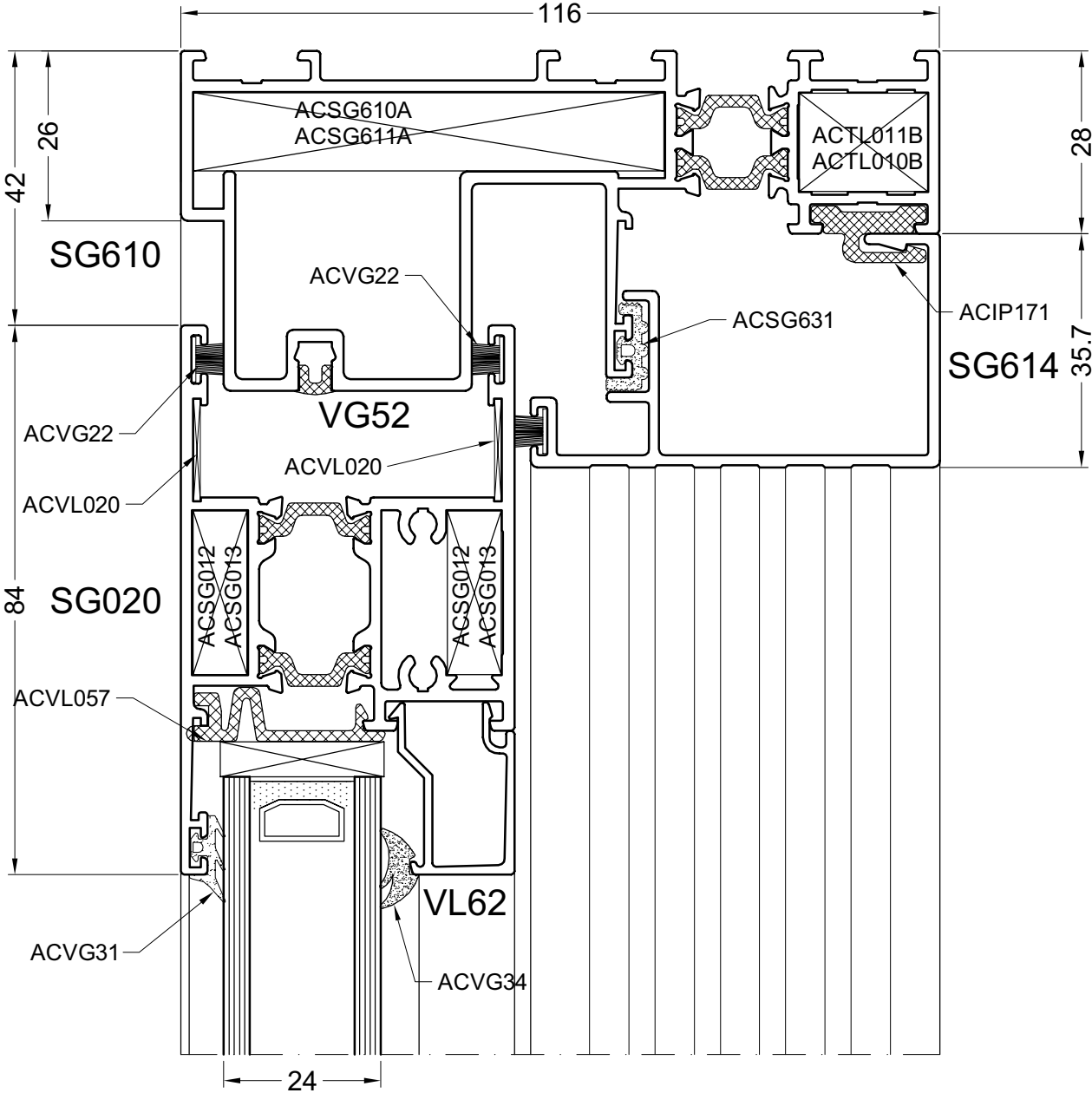
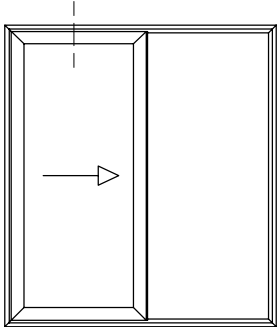
door42

43

DOORSNEDE - COUPE - SCHNITT - SECTION



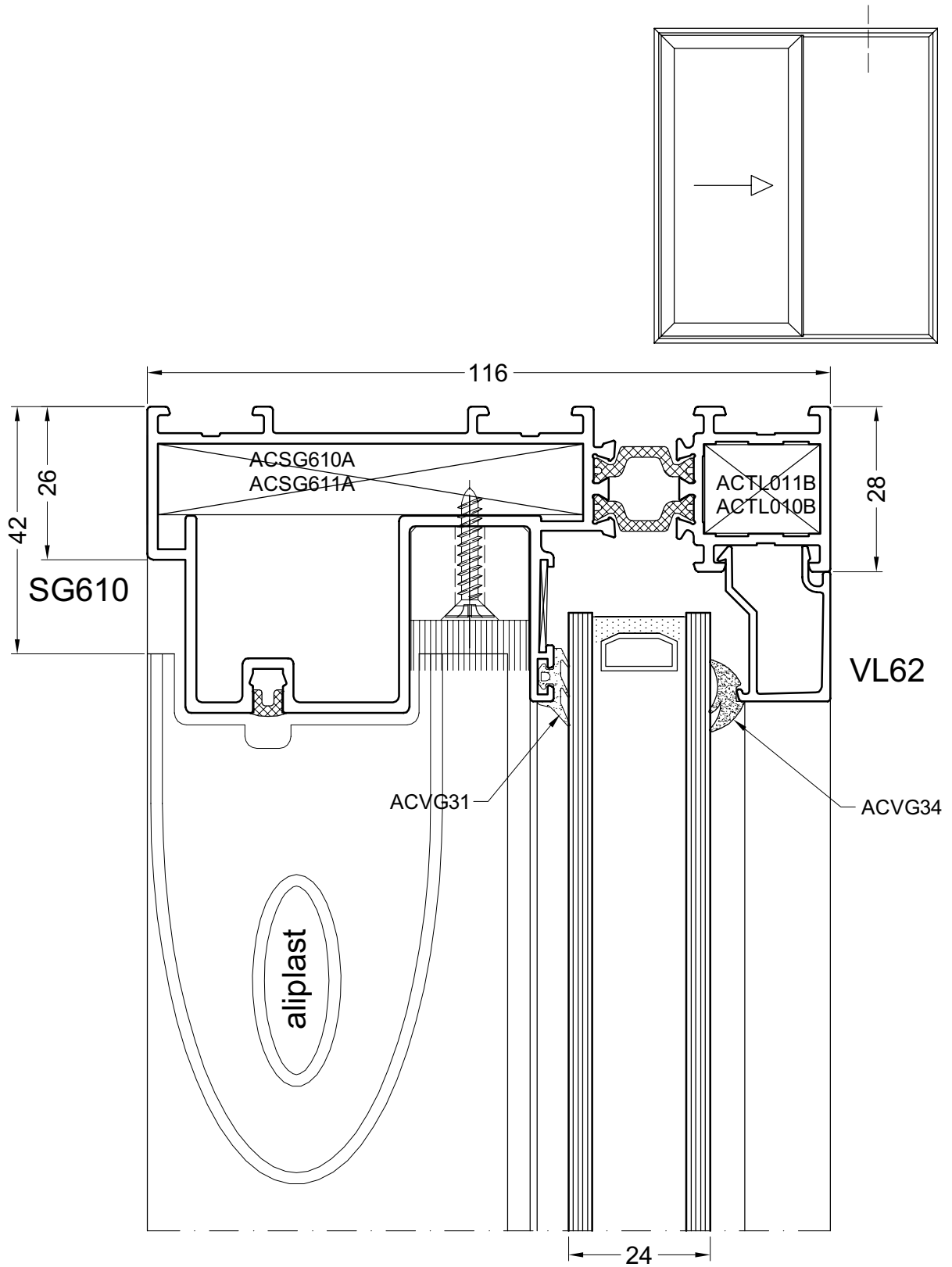
door43



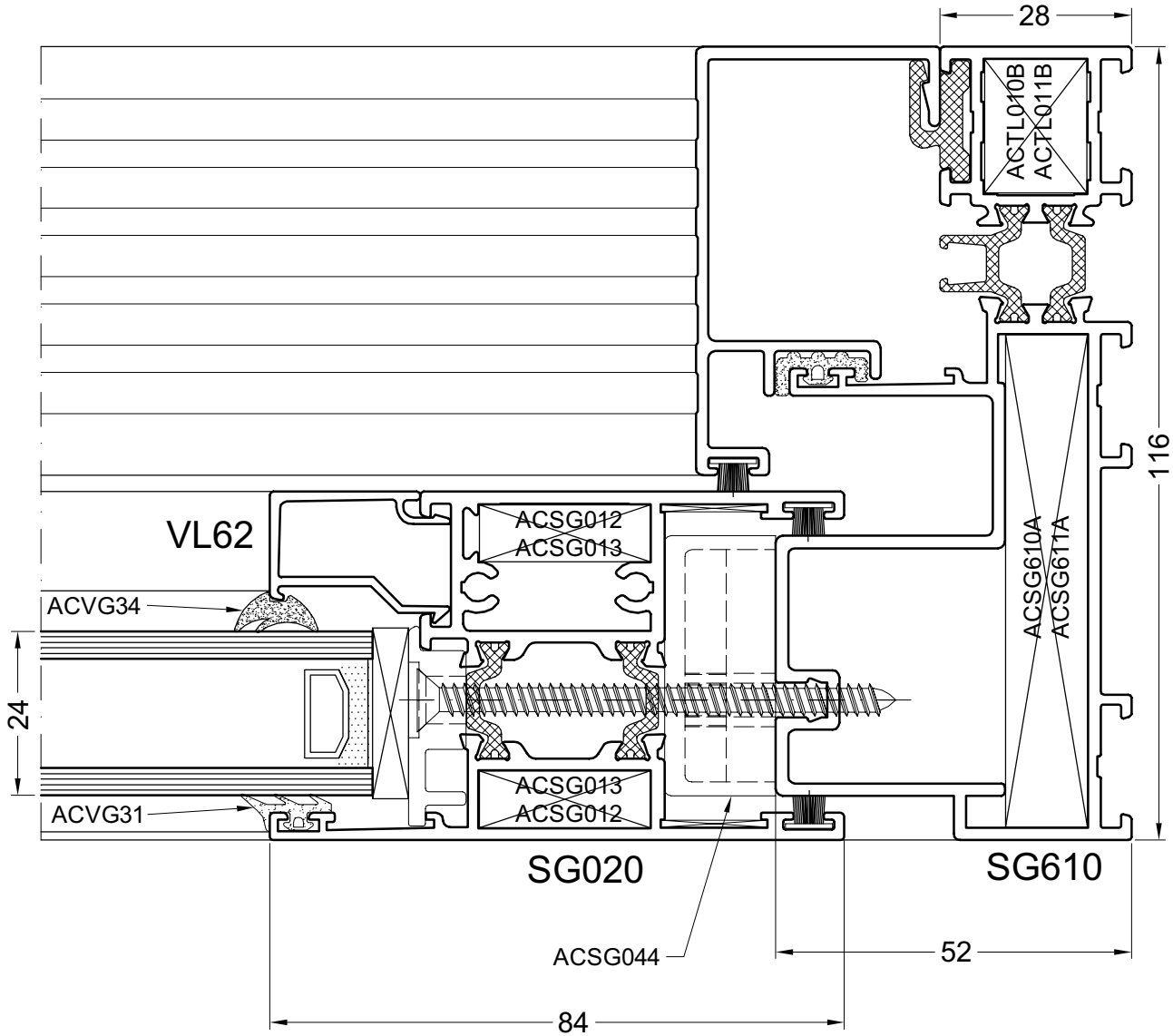
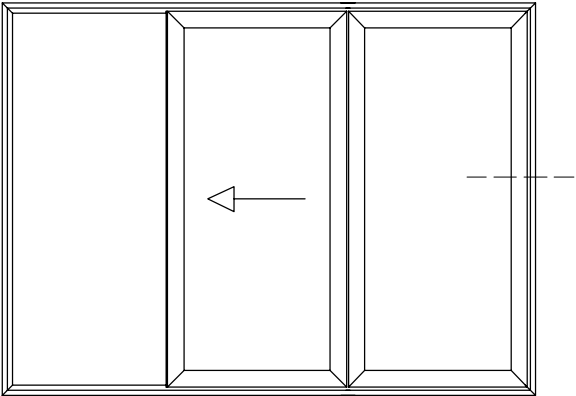
door44

45

DOORSNEDE - COUPE - SCHNITT - SECTION



door45

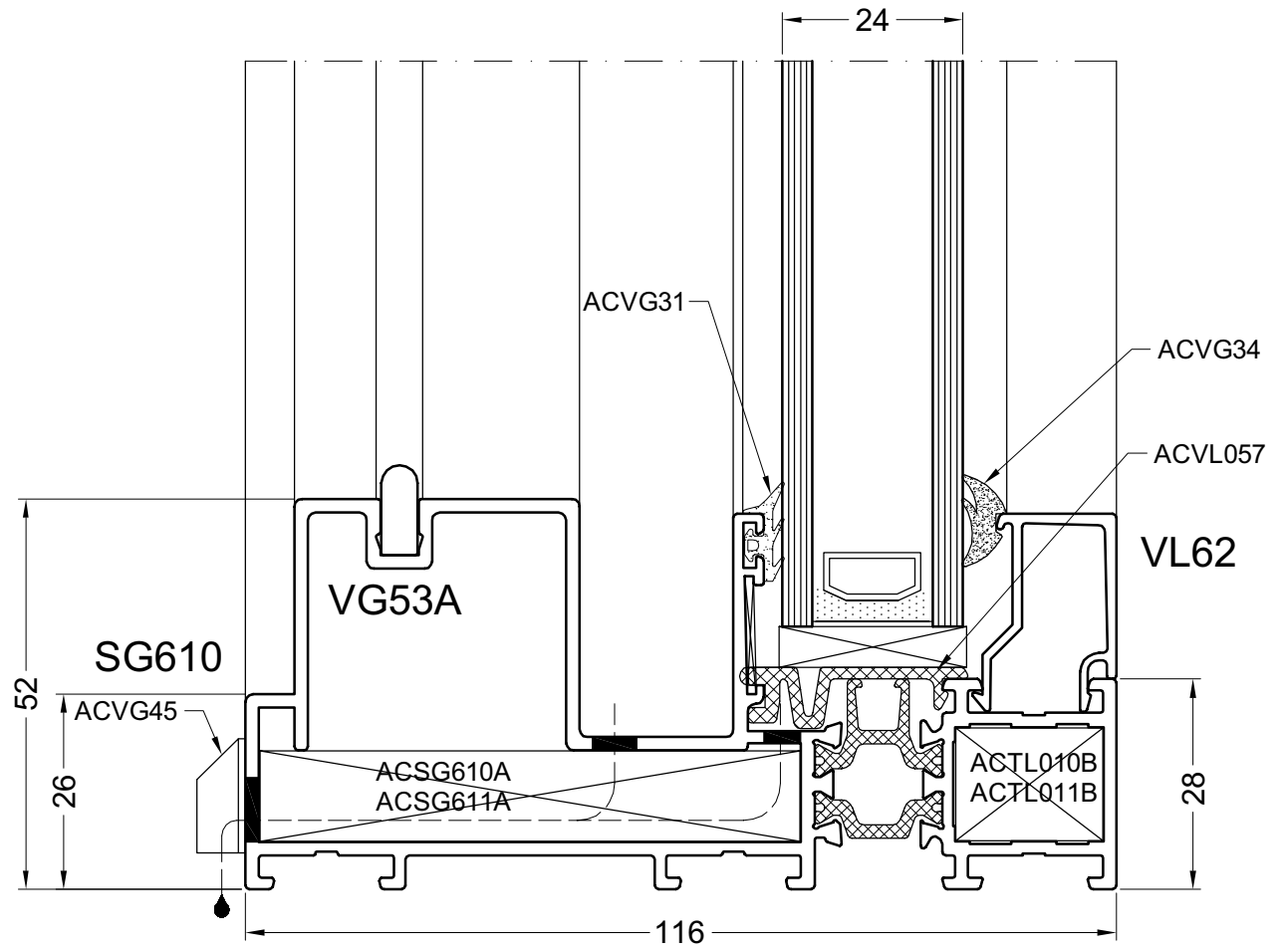
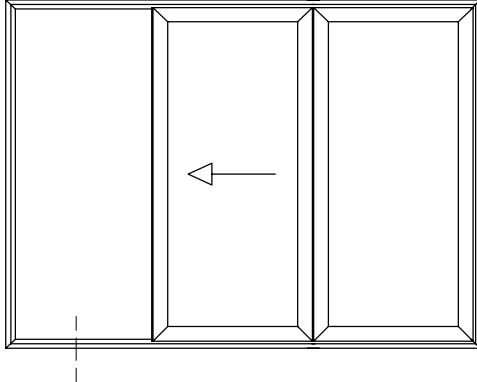


door46

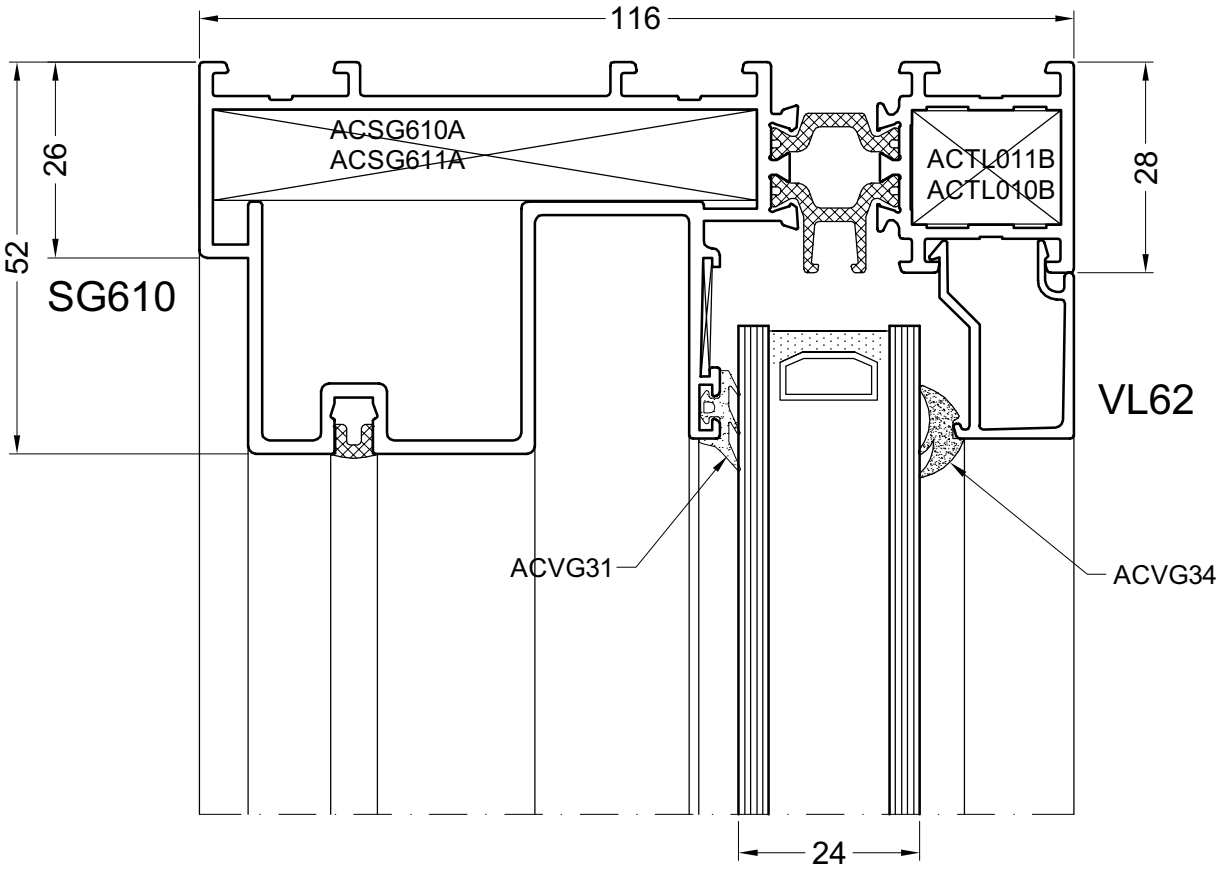
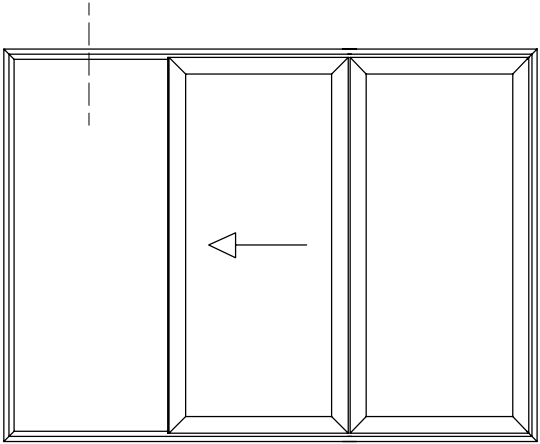


47

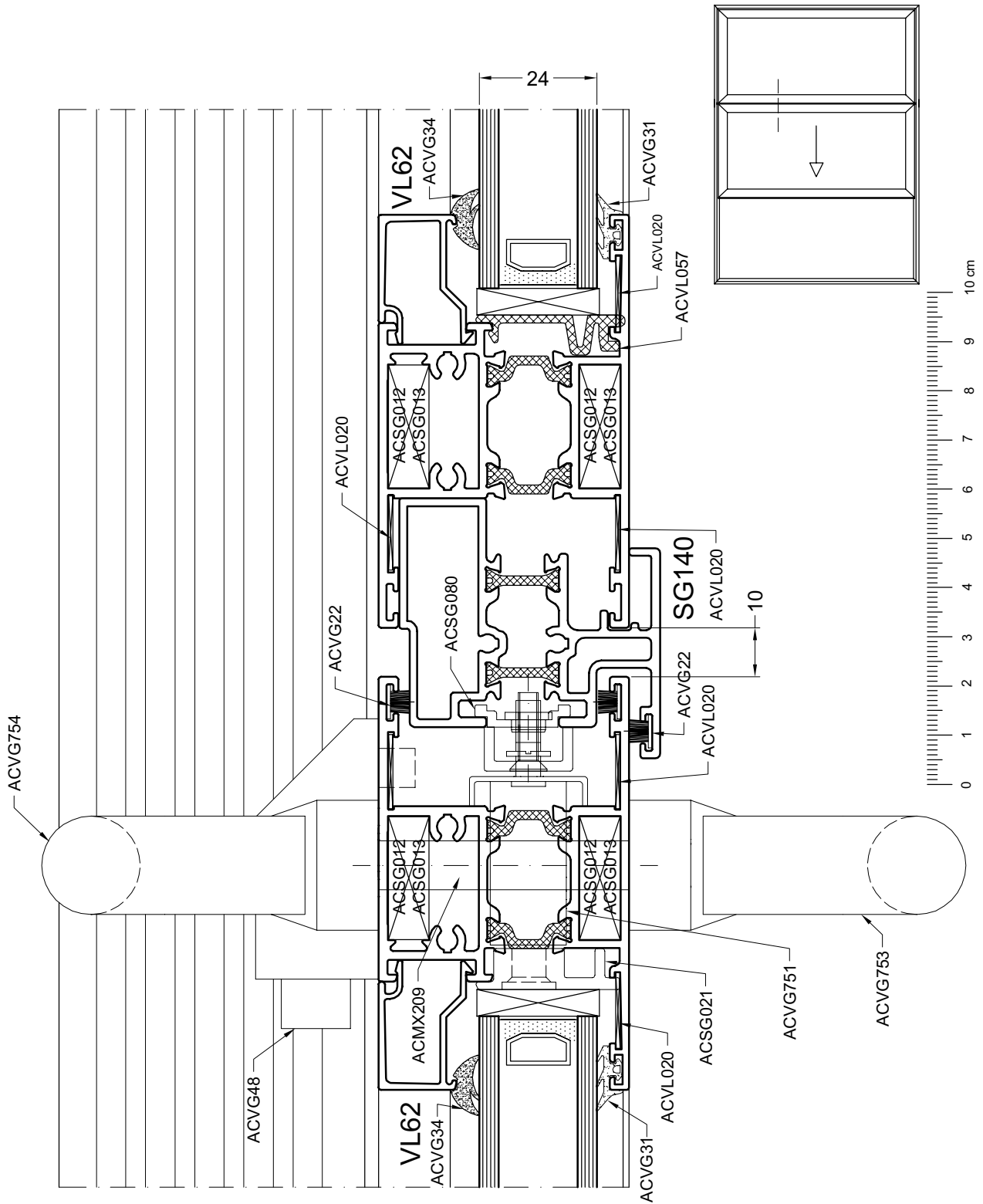
DOORSNEDE - COUPE - SCHNITT - SECTION



door47



door48

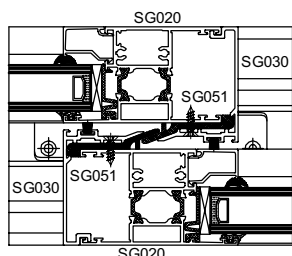
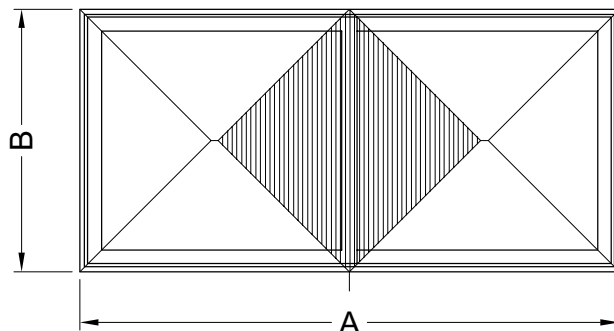




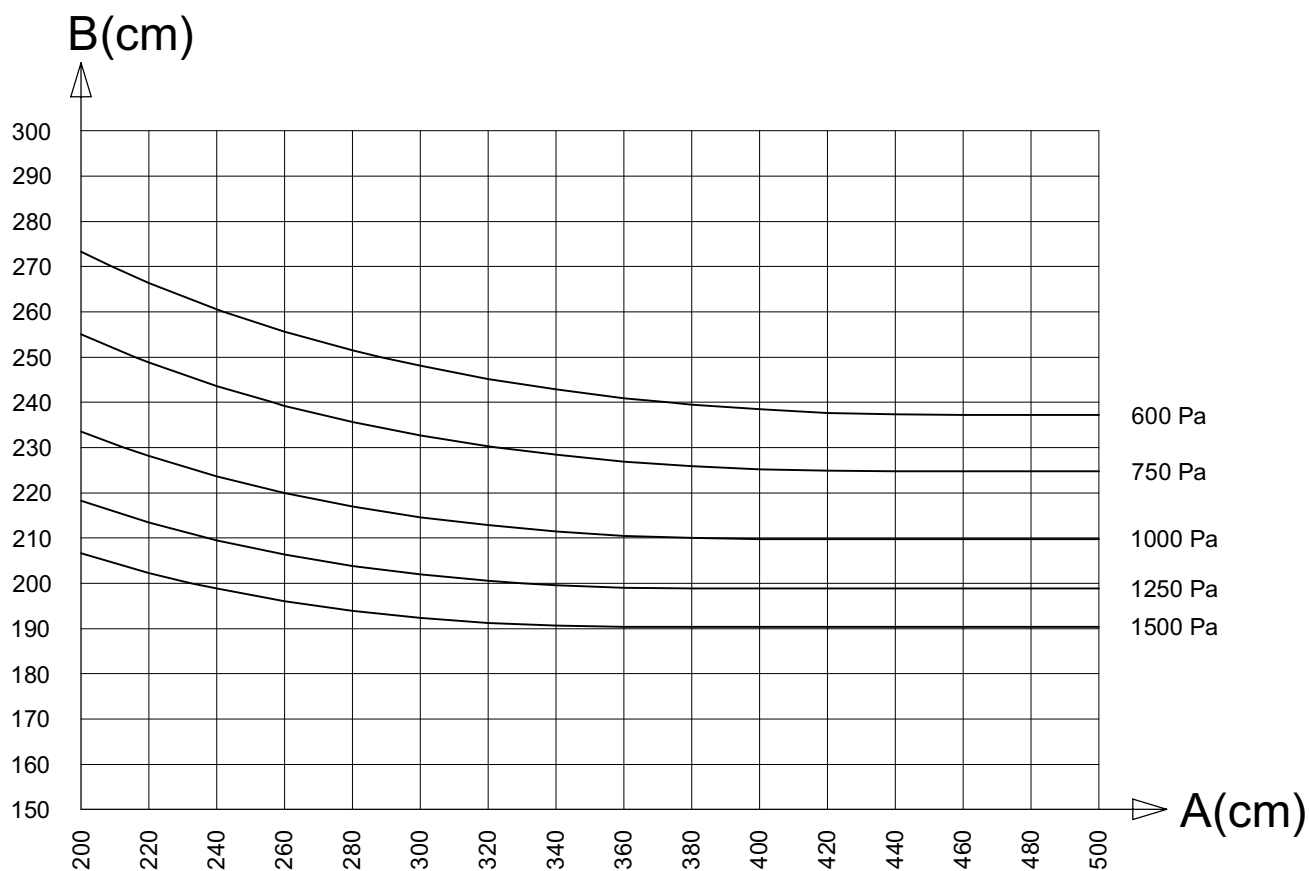
Glasdikte (mm) Epaisseur de verre (mm) Glas dicke (mm) Glass thickness (mm)	Rubber buiten Joint ext. Glasdichtung aussen Gasket outside	Rubber binnen Joint int. Glasdichtung innen Gasket inside	Glaslat Latte a vitrage Verglasung latte Glazing slat
4	ACVG31	ACVG33	SP065
5	ACVG31	ACVG32	SP065
6	ACVG31	ACVG34	VL65
7	ACVG31	ACVG33	VL65
8	ACVG31	ACVG32	VL65
9	ACVG31	ACVG340	VL640 & IP066
10	ACVG31	ACVG34	VL640 & IP066
11	ACVG31	ACVG33	VL640 & IP066
12	ACVG31	ACVG32	VL640 & IP066
13	ACVG31	ACVG340	VL64 & VL164 & IP564
14	ACVG31	ACVG34	VL64 & VL164 & IP564
15	ACVG31	ACVG33	VL64 & VL164 & IP564
16	ACVG31	ACVG32	VL64 & VL164 & IP564
17	ACVG31	ACVG34	VL630 & VL167
18	ACVG31	ACVG33	VL630 & VL167
19	ACVG31	ACVG32	VL630 & VL167
20	ACVG31	ACVG34	VL63 & VL163
21	ACVG31	ACVG33	VL63 & VL163
22	ACVG31	ACVG32	VL63 & VL163
23	ACVG31	ACVG340	VL62 & VL66 & VL562
24	ACVG31	ACVG34	VL62 & VL66 & VL562
25	ACVG31	ACVG33	VL62 & VL66 & VL562
26	ACVG31	ACVG32	VL62 & VL66 & VL562
27	ACVG31	ACVG33	VL612
28	ACVG31	ACVG32	VL612
29	ACVG31	ACVG33	VL611 & VL161 & VL561
30	ACVG31	ACVG32	VL611 & VL161 & VL561
31	ACVG31	ACVG340	VL610
32	ACVG31	ACVG34	VL610
33	ACVG31	ACVG33	VL610
34	ACVG31	ACVG32	VL610
35	ACVG31	ACVG340	VL61
36	ACVG31	ACVG34	VL61
37	ACVG31	ACVG33	VL61
38	ACVG31	ACVG32	VL61

glastab



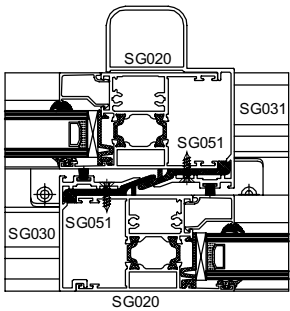
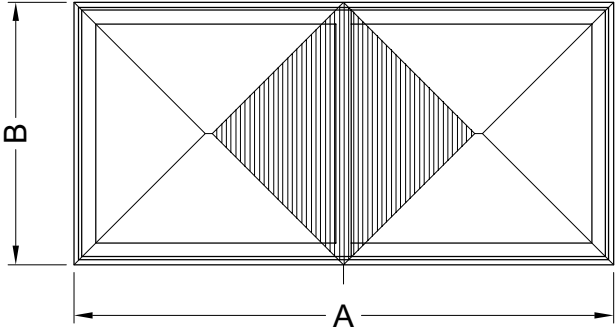


$I_{xx} = 69.8 \text{ cm}^4$   
 $f_{max} = B/360 < 8 \text{ mm}$

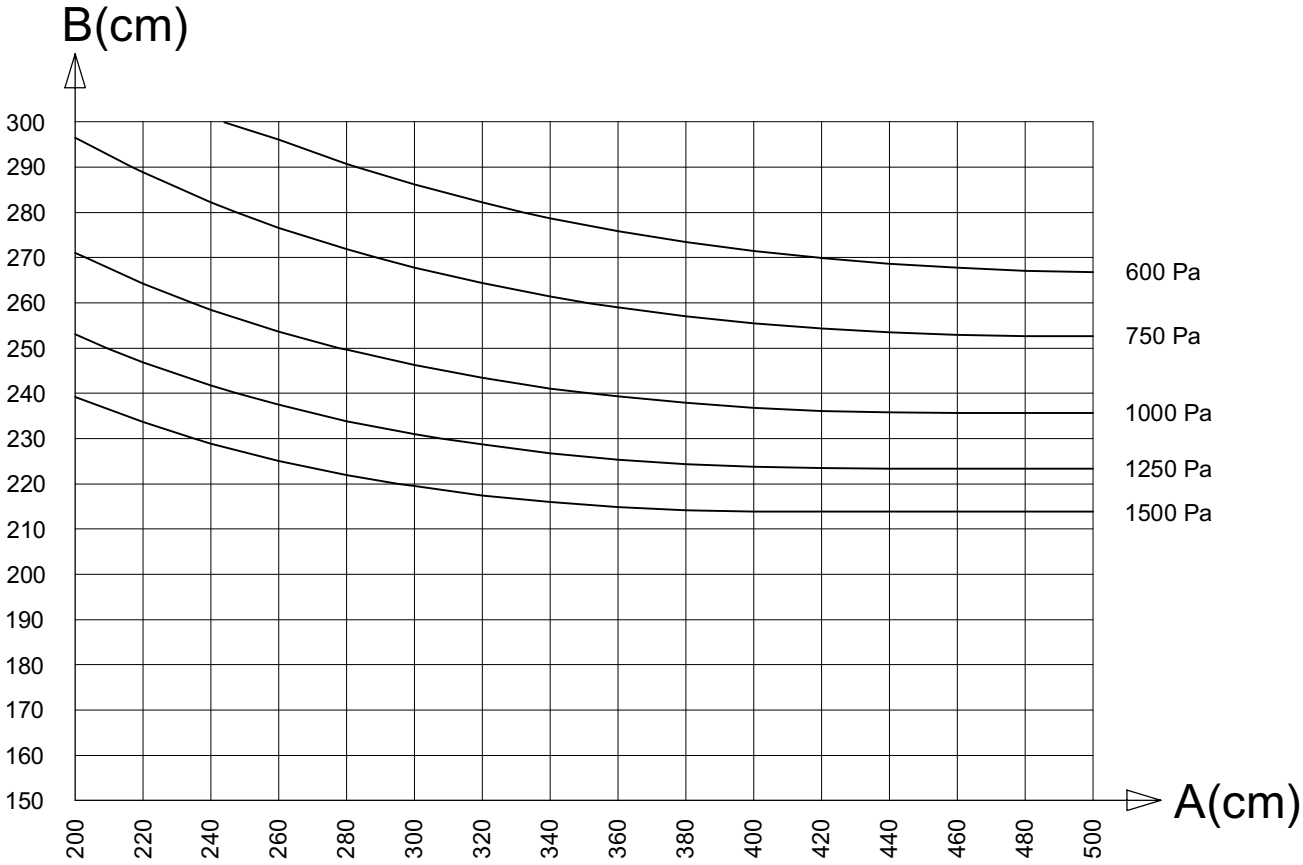


stat1

DOORSNEDE - COUPE - SCHNITT - SECTION

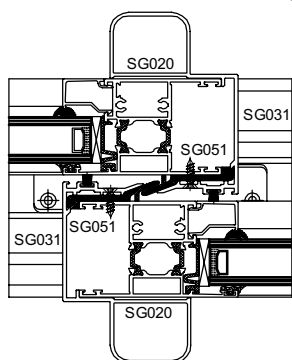
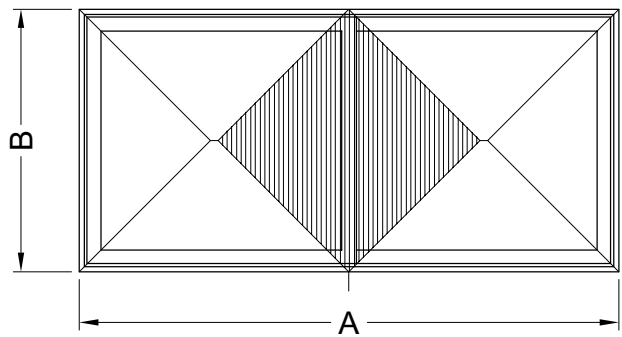


$I_{xx} = 113.8 \text{ cm}^4$   
 $f_{max} = B/360 < 8 \text{ mm}$

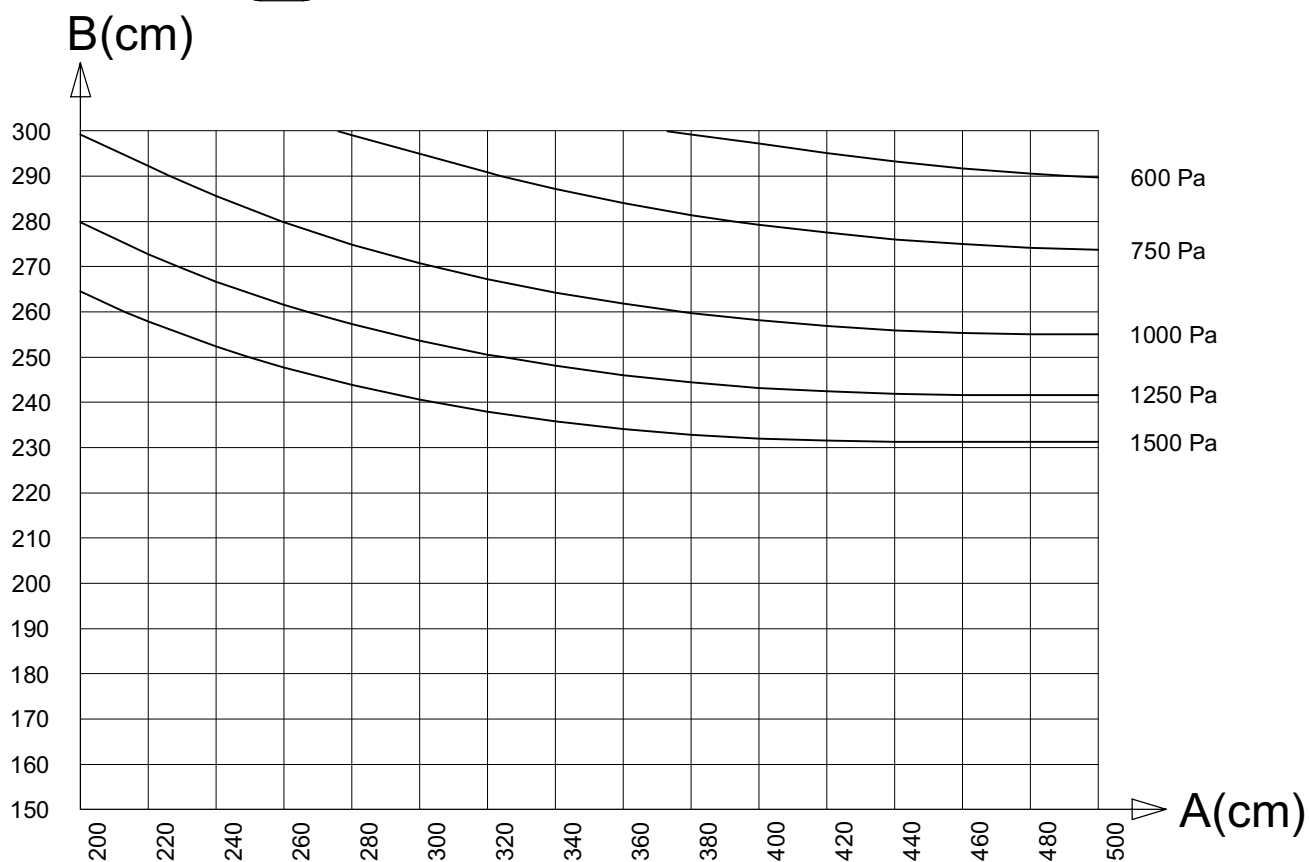


stat2



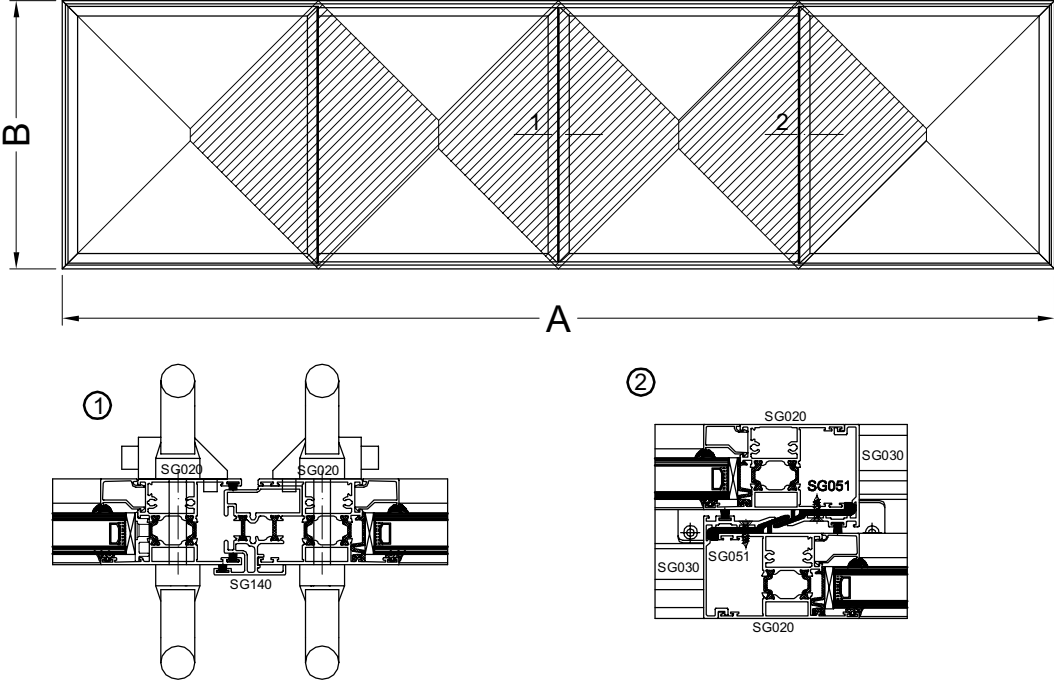


$I_{xx} = 157.8 \text{ cm}^4$   
 $f_{max} = B/360 < 8 \text{ mm}$

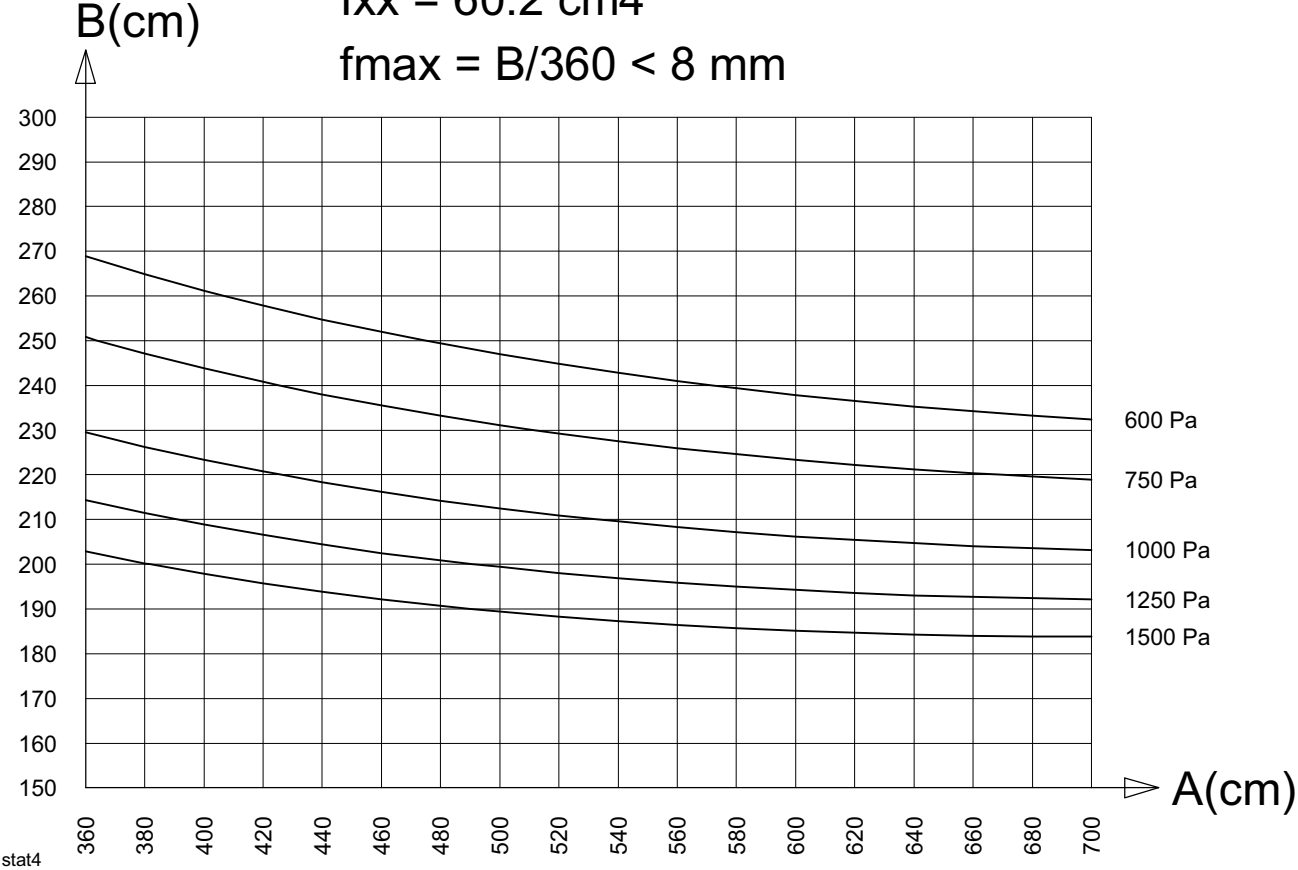


stat3

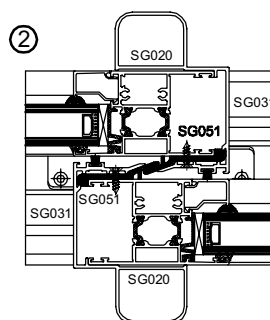
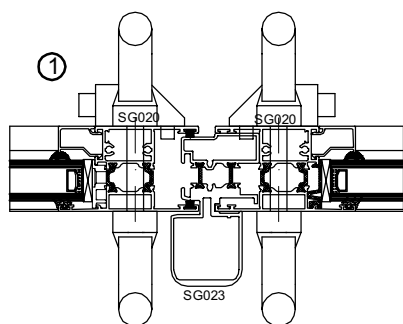
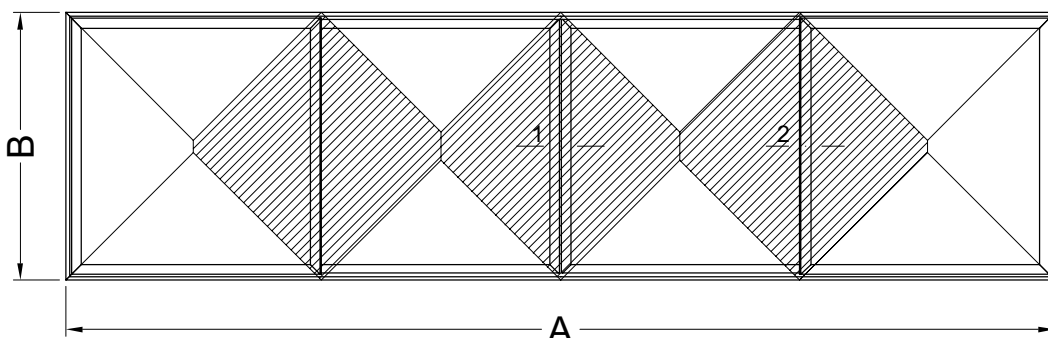
DOORSNEDE - COUPE - SCHNITT - SECTION



$I_{xx} = 60.2 \text{ cm}^4$   
 $f_{max} = B/360 < 8 \text{ mm}$

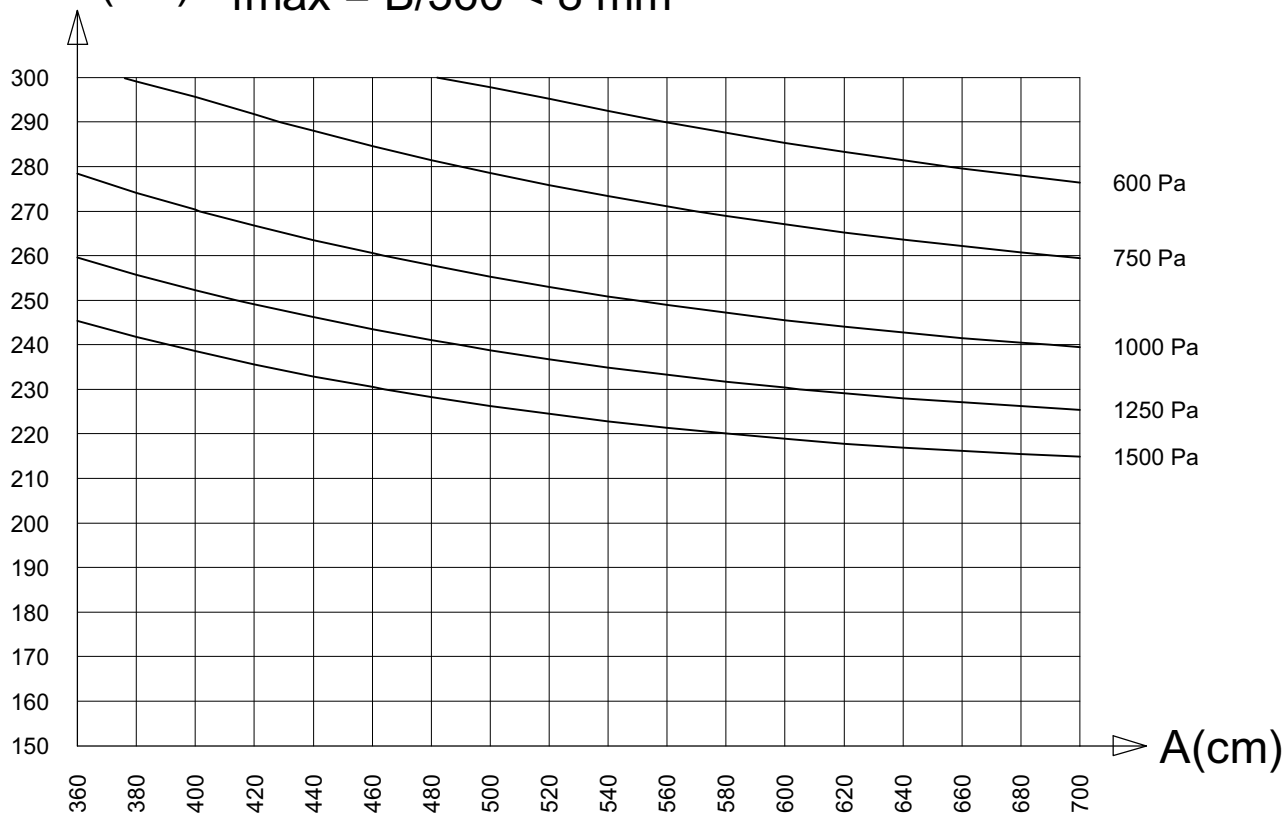


stat4



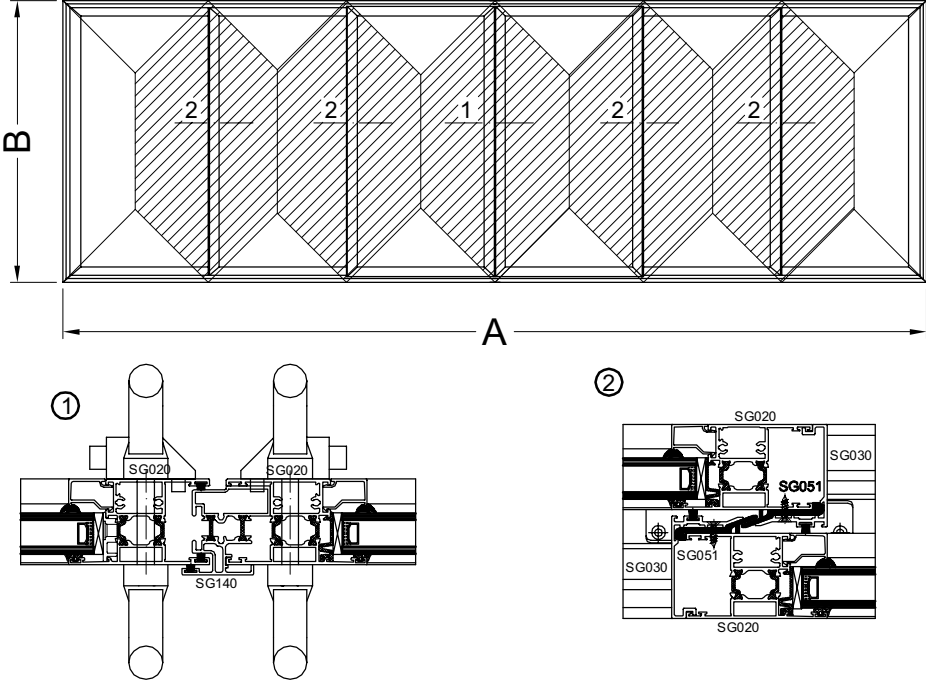
$I_{xx} = 112.7 \text{ cm}^4$

$B(\text{cm}) \quad f_{\text{max}} = B/360 < 8 \text{ mm}$

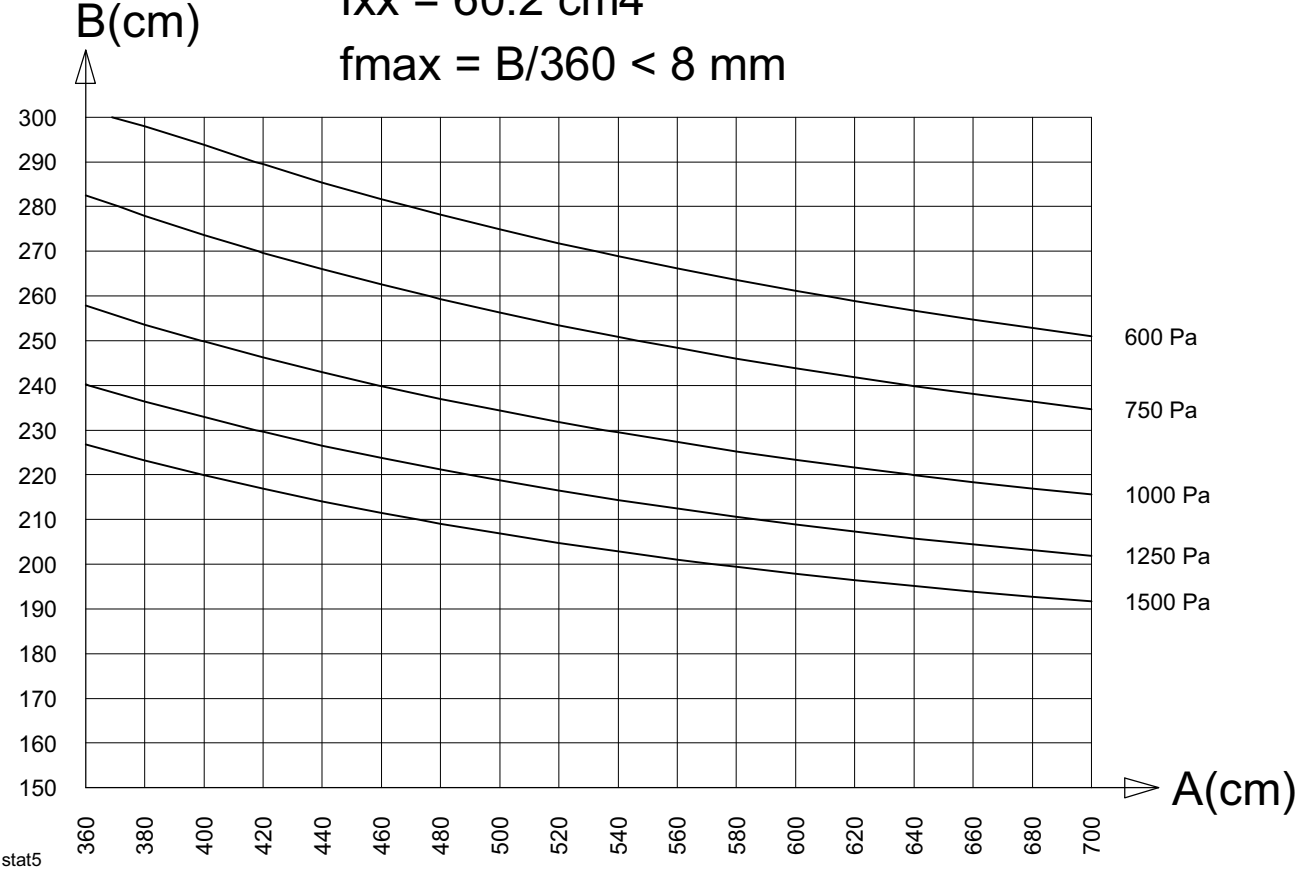


stat7

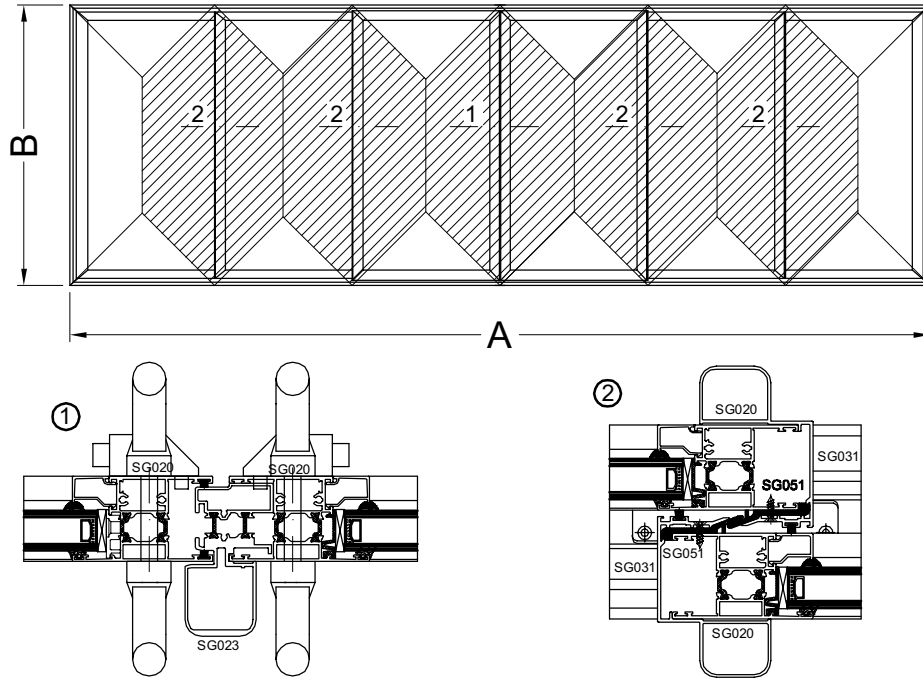
**DOORSNEDE - COUPE - SCHNITT - SECTION**



$I_{xx} = 60.2 \text{ cm}^4$   
 $f_{max} = B/360 < 8 \text{ mm}$

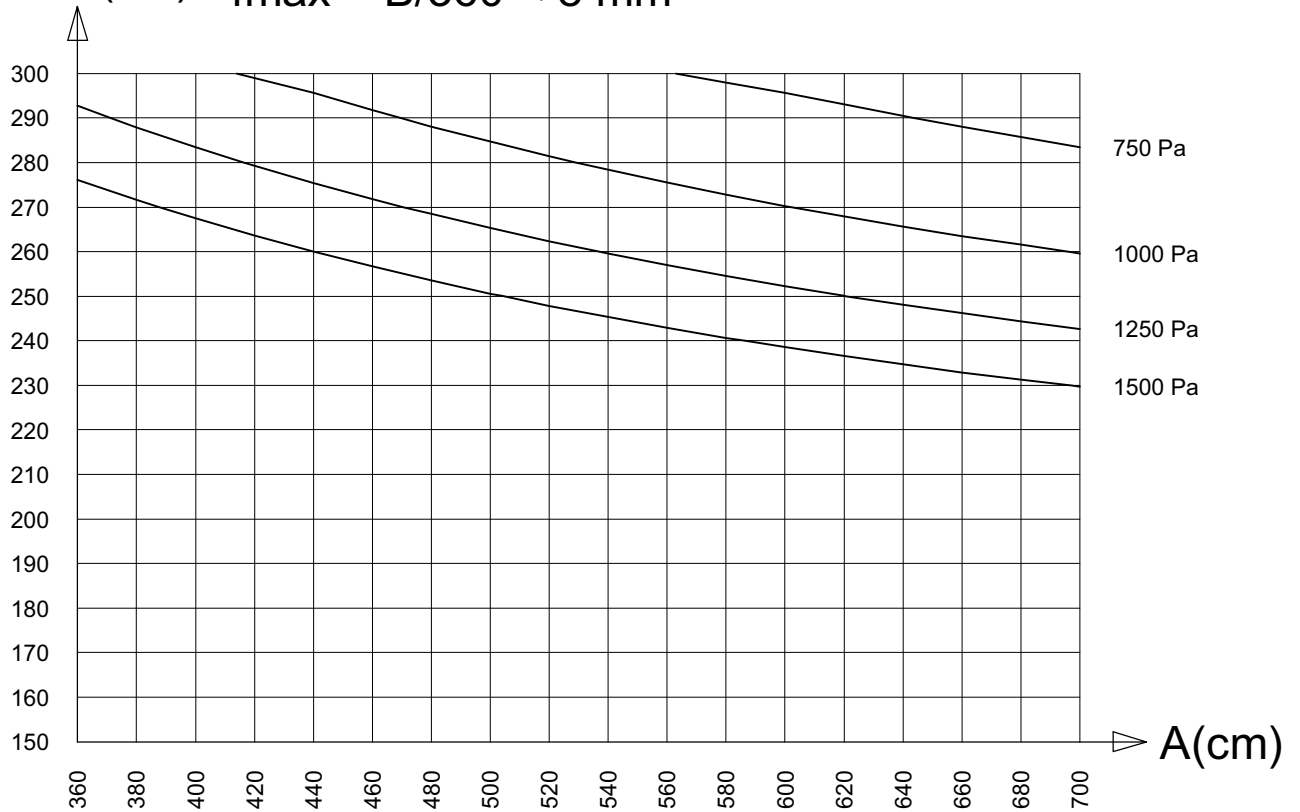


stat5



$I_{xx} = 112.7 \text{ cm}^4$

$B(\text{cm}) \quad f_{\text{max}} = B/360 < 8 \text{ mm}$



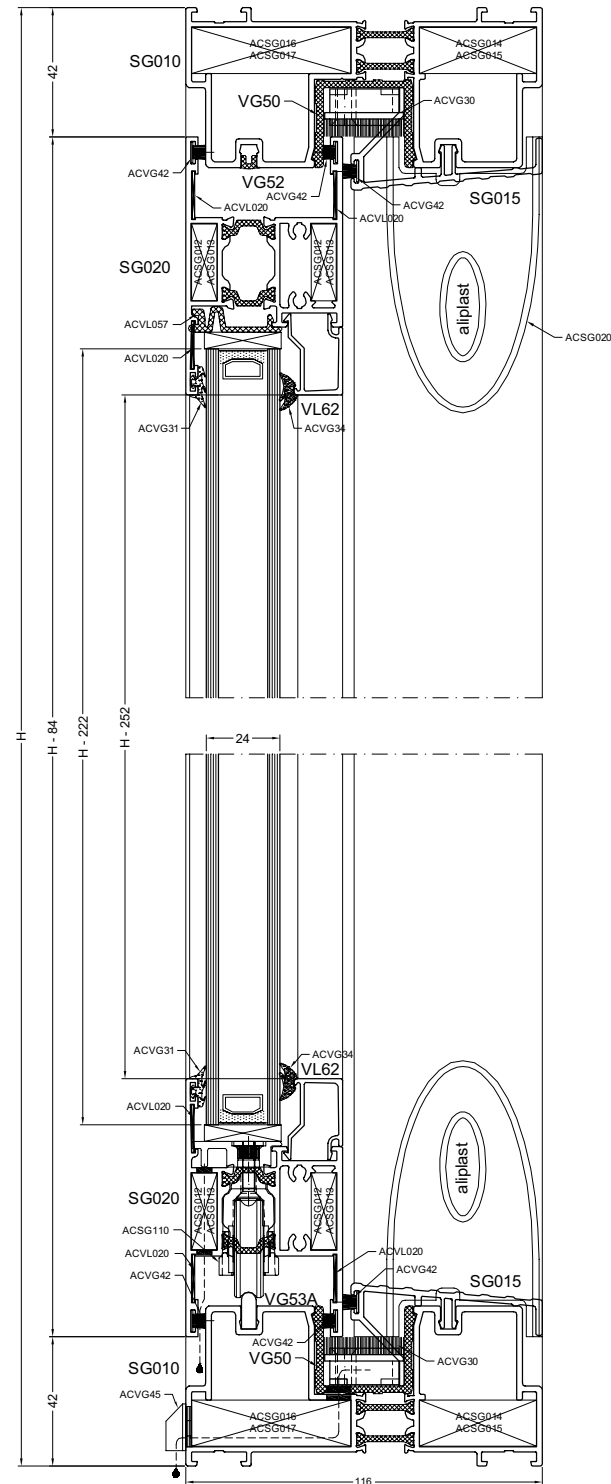
stat6





2 VLEUGELIG SCHUIFRAAM  
FENETRE COULISSANTE 2 VANTAUX  
SCHIEBEFENSTER 2 FLUGEL  
DOUBLE SLIDING WINDOW

ZAAGTABELLEN - TABLES DE SCIAGES - ZUSCHNITT-TABELLEN - SAWING TABLES



PROFIELEN PROFILES PROFILE PROFILS

SG010		2		B
SG010		2		H
SG020		4		B/2 - 4
SG020		4		H-84
SG030		2		H-84
VL62		4		B/2 - 128
VL62		4		H-252
VG50		2		B-47
VG50		2		H-47
SG051		2		H-84
VG52		1		B-104
VG52		2		H-109
VG53A		1		B-94
SG015		2		B/2 - 72
SG015		1		H-52

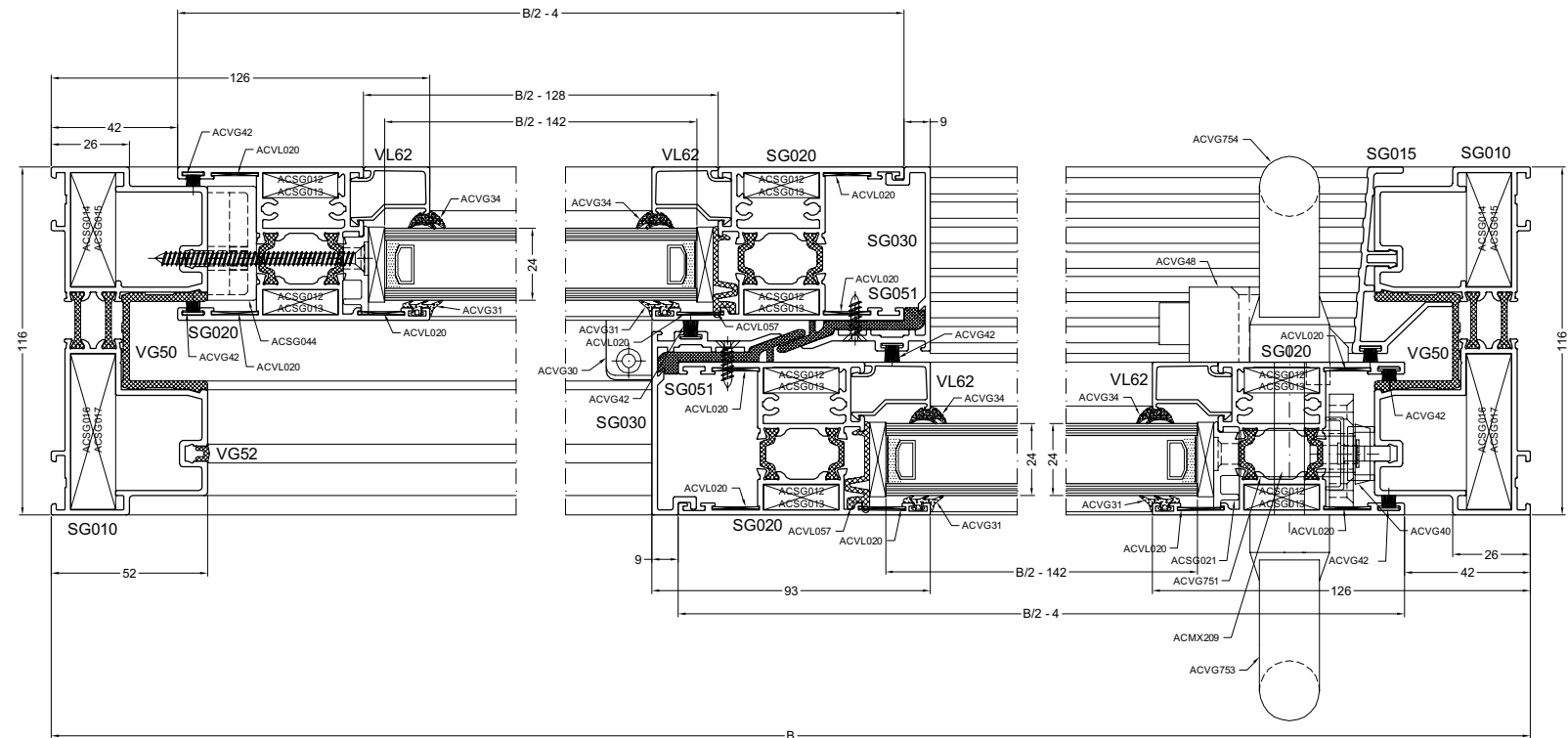
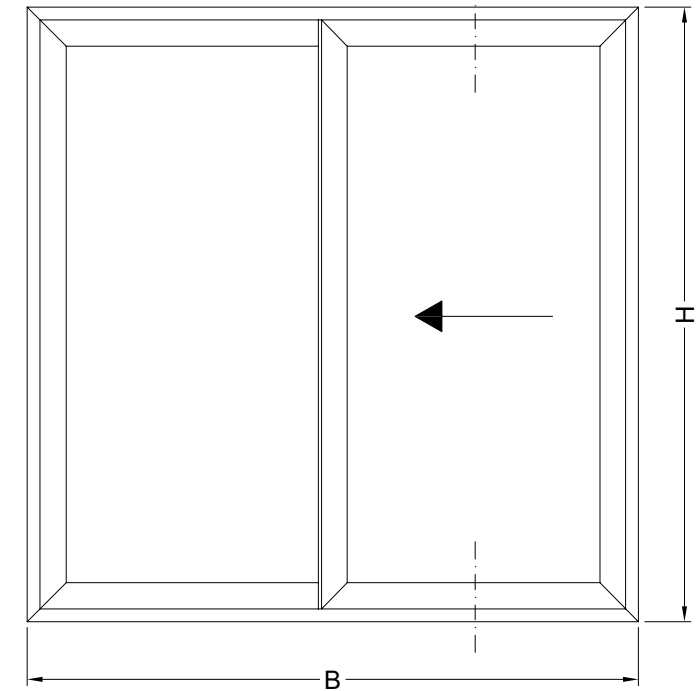
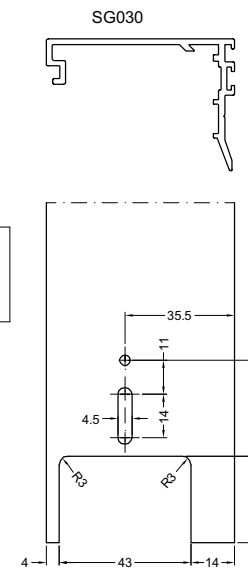
TOEBEHOREN ACCESSOIRES  
ZUBEHORTEILE ACCESSORIES

ACSG014/015	4
ACSG016/017	4
ACSG012/013	16
ACSG020	2
ACSG021	9
ACSG044	6
ACSG110	2
ACVG29	1
ACVG30	1
ACVG31	4H+2B-1300
ACVG3*	4H+2B-1300
ACVG42	6H+4B-600
ACVG40	2
ACVG45	2
ACVG48	1
ACVG751	1
ACVG753	1
ACVG754	1
ACVL020	24
ACVL057	6
ACMX01617	1
ACMX209	1

GLASMATEN  
DIMENSIONS DES VITRAGES  
GLASSIZES  
GLASS SIZES

MAXIMAAL VLEUGELGEWICHT  
POIDS MAXIMUM PAR VANTAUX  
MAXIMAL FLUGELGEWICHT  
MAX. WEIGHT OF THE VENT

200 KG








3 VLEUGELIG SCHUIFRAAM - TYPE 2  
FENETRE COULISSANTE 3 VANTAUX - TYPE 2  
SCHIEBEFENSTER 3 FLUGEL - TYPE 2  
SLIDING WINDOW WITH 3 PANELS - TYPE 2

ZAAGTABELLEN - TABLES DE SCIAGES - ZUSCHNITT-TABELLEN - SAWING TABLES



PROFIELEN PROFILES PROFILE PROFILS

SG010		2	B
SG010		2	H
SG020		6	B/3 + 22
SG020		6	H-84
SG030		2	H-84
SG033		2	H-84
VG32		2	H-84
VG60		2	H-84
VL62		6	B/3 - 102
VL62		6	H-252
VG50		2	B-47
VG50		2	H-47
SG051		2	H-84
VG52		1	B-104
VG52		2	H-109
VG53A		1	B-94
SG014		2	B/3 - 146

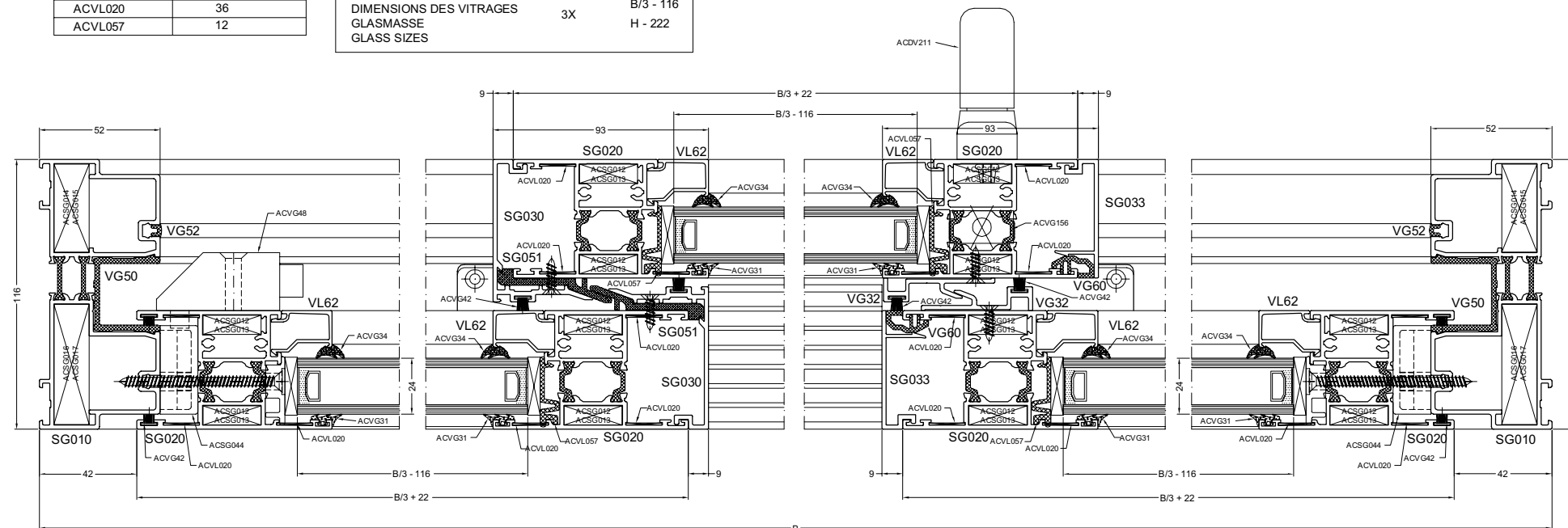
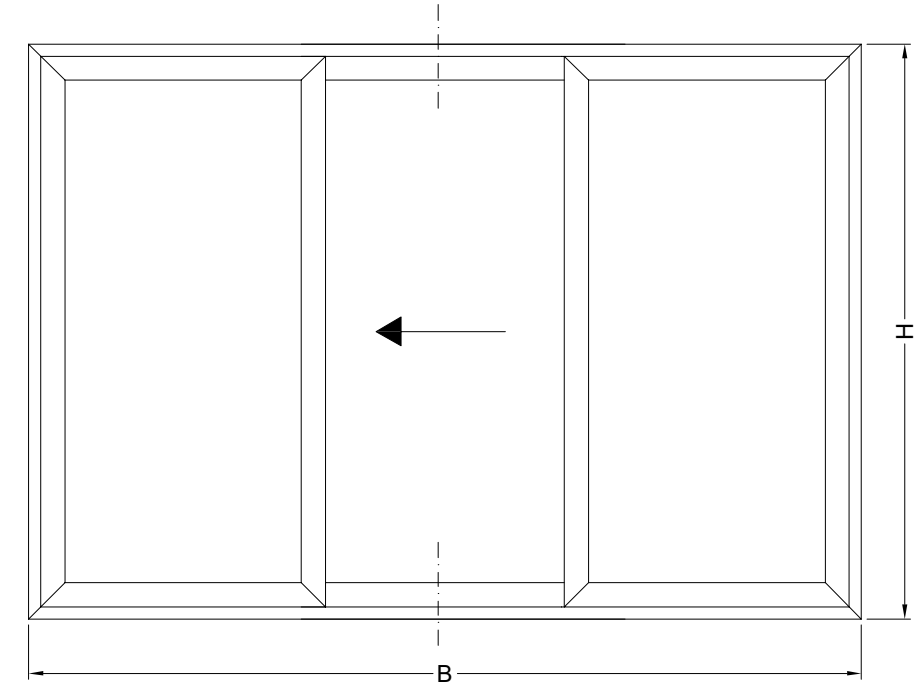
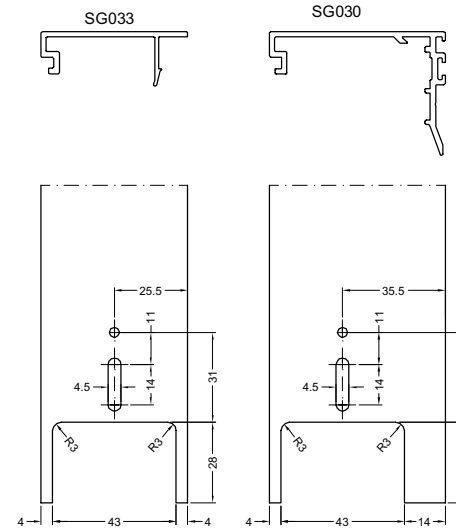
TOEBEHOREN ACCESSOIRES  
ZUBEHÖRTEILE ACCESSORIES

ACSG014/015	4
ACSG016/017	4
ACSG012/013	24
ACSG020	4
ACSG044	12
ACSG110	2
ACVG29	1
ACVG30	2
ACVG31	6H+2B-1300
ACVG3*	6H+2B-1300
ACVG42	8H+6B-600
ACVG45	3
ACVG48	1
ACVG156	1
ACDV211	1
ACVL020	36
ACVL057	12

GLASMATEN  
DIMENSIONS DES VITRAGES 3X B/3 - 116  
GLASSMASSE H - 222  
GLASS SIZES

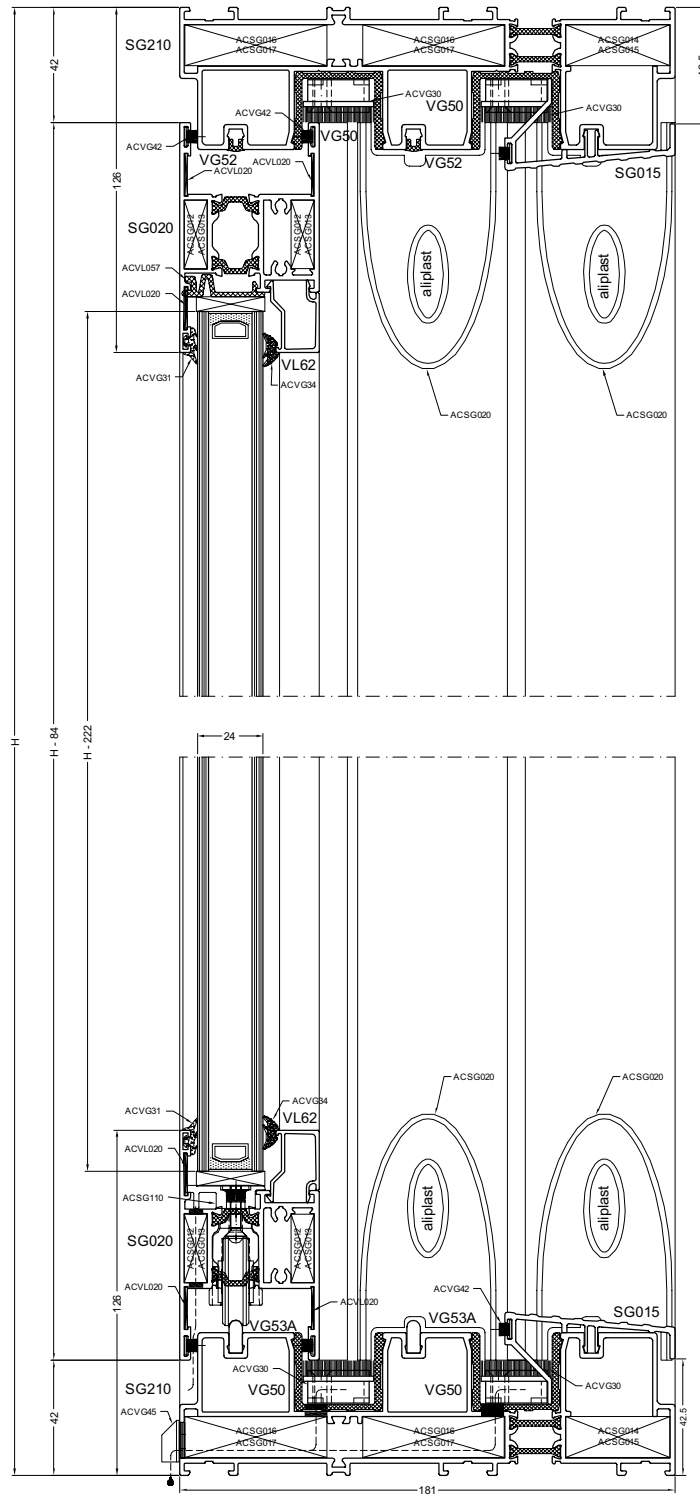
MAXIMAAL VLEUGELGEWICHT  
POIDS MAXIMUM PAR VANTAIL  
MAXIMAL FLUGELGEWICHT  
MAX. WEIGHT OF THE VENT

## 200 KG



3 VLEUGELIG SCHUIFRAAM  
FENETRE COULISSANTE 3 VANTAUX  
SCHIEBEFENSTER 3 FLUGEL  
SLIDING WINDOW WITH 3 PANELS

ZAAGTABELLEN - TABLES DE SCIAGES - ZUSCHNITT-TABELLEN - SAWING TABLES



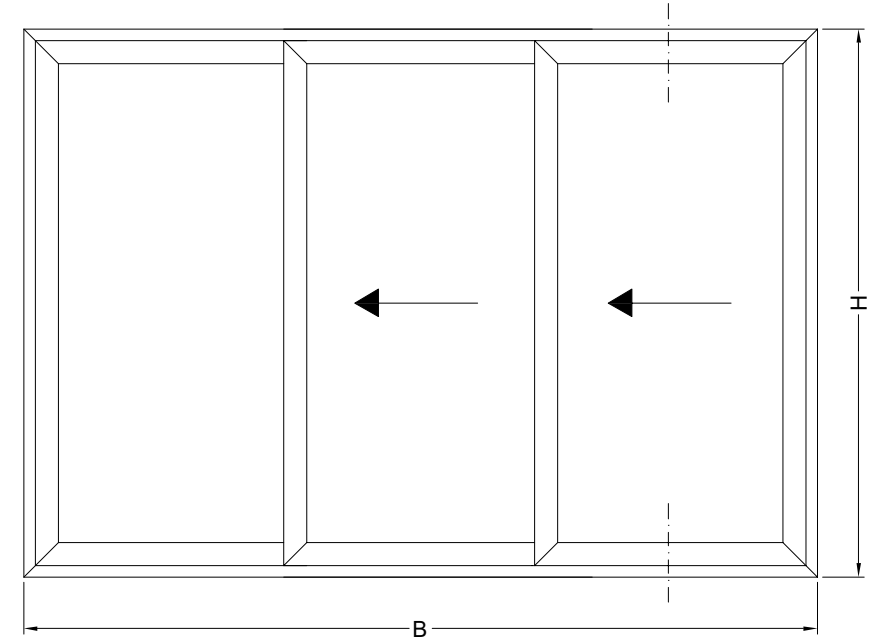
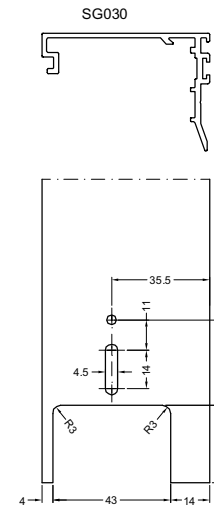
PROFIELEN PROFILES PROFILE PROFILS

SG210		2		B
SG210		2		H
SG020		6		B/3 + 22
SG020		6		H-84
SG030		4		H-84
VL62		6		B/3 - 102
VL62		6		H-252
VG50		4		B-47
VG50		4		H-47
SG051		4		H-84
VG52		2		B-104
VG52		4		H-109
VG53A		2		B-94
SG015		2		2/3 B - 116
SG015		1		H-52

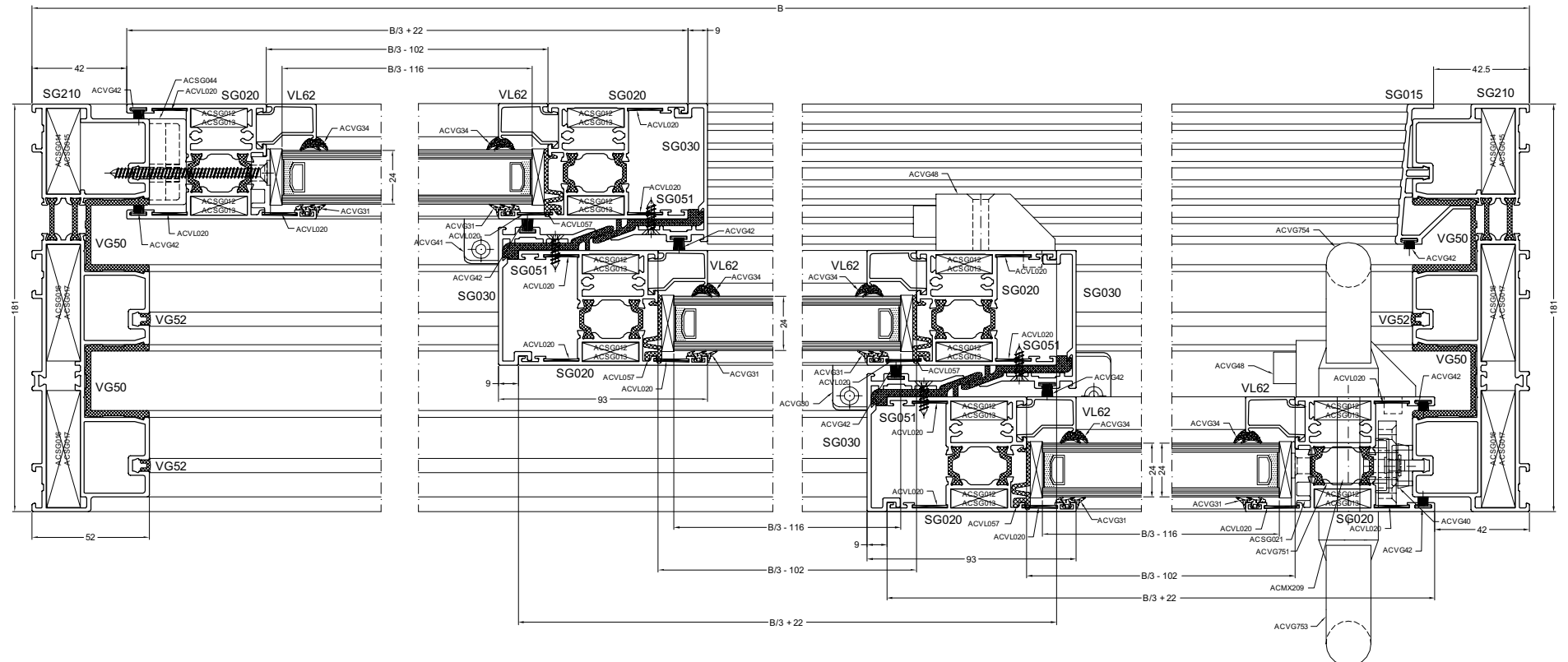
TOEBEHOREN ACCESSOIRES  
ZUBEHORTEILE ACCESSOIRES

ACSG014/015	4
ACSG016/017	8
ACSG012/013	24
ACSG020	4
ACSG021	9
ACSG044	6
ACSG110	4
ACVG29	2
ACVG30	2
ACVG31	6H+2B-1300
ACVG3*	6H+2B-1300
ACVG42	6H+4B-600
ACVG40	2
ACVG45	3
ACVG48	2
ACVG751	1
ACVG753	1
ACVG754	1
ACVL020	36
ACVL057	12
ACMX01617	1
ACMX209	1

GLASMATEN  
DIMENSIONS DES VITRAGES 3X B/3 - 116  
GLASSASSE H - 222  
GLASS SIZES



MAXIMAAL VLEUGELGEWICHT  
POIDS MAXIMUM PAR VANTAIL  
MAXIMAL FLUGELGEWICHT  
MAX. WEIGHT OF THE VENT  
**200 KG**



0 1 2 3 4 5 6 7 8 9 10 cm  
zaag7

4 VLEUGELIG SCHUIFRAAM  
FENETRE COULISSANTE 4 VANTAUX  
SCHIEBEFENSTER 4 FLUGEL  
SLIDING WINDOW WITH 4 PANELS

ZAAGTABELLEN - TABLES DE SCIAGES - ZUSCHNITT-TABELLEN - SAWING TABLES

PROFIELEN PROFILES PROFILE PROFILS

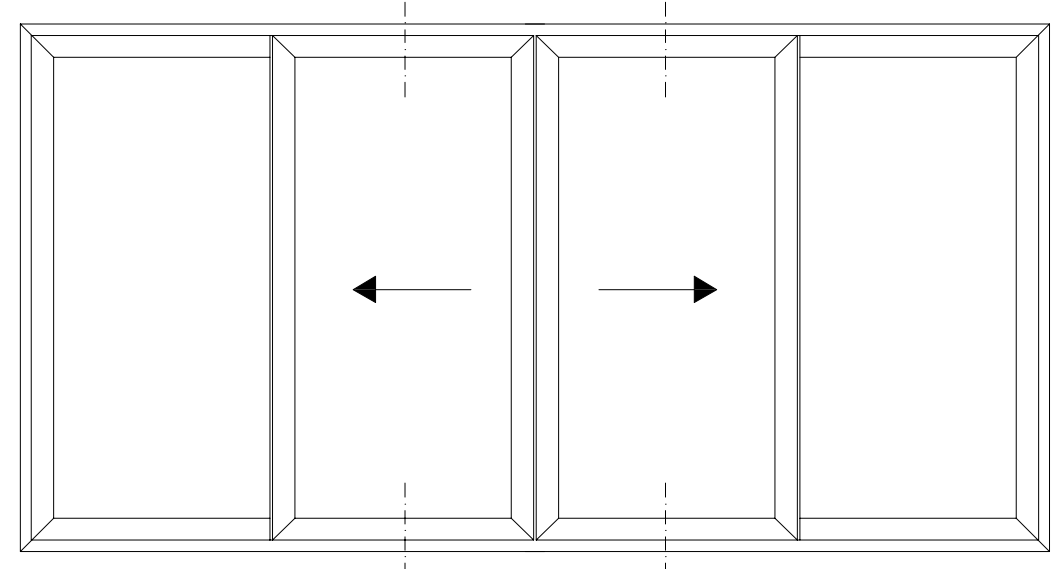
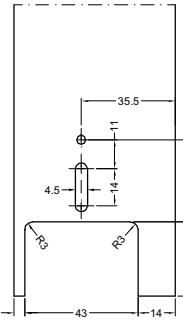
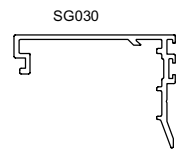
SG010		2		B
SG010		2		H
SG020		8		B/4 + 14
SG020		8		H-84
SG140		1		H-84
SG030		4		H-84
VL62		8		B/4 - 110
VL62		8		H-252
VG50		2		B-47
VG50		2		H-47
SG051		4		H-84
VG52		1		B-104
VG52		2		H-109
VG53A		1		B-94
SG015		2		B/2 - 130

TOEBEHOREN ACCESSOIRES  
ZUBEHÖRTEILE ACCESSORIES

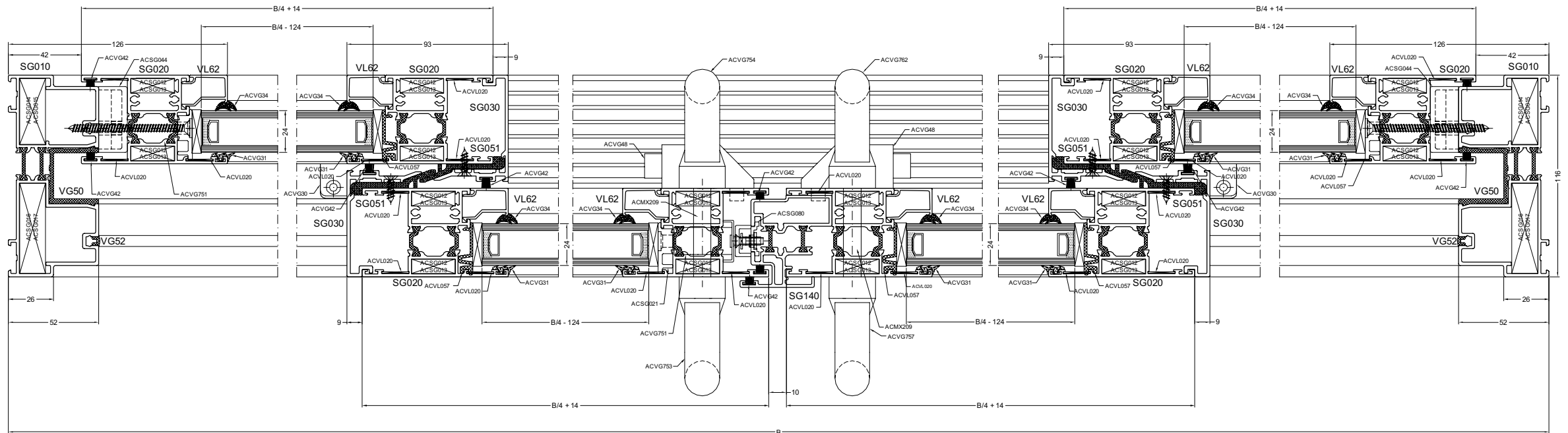
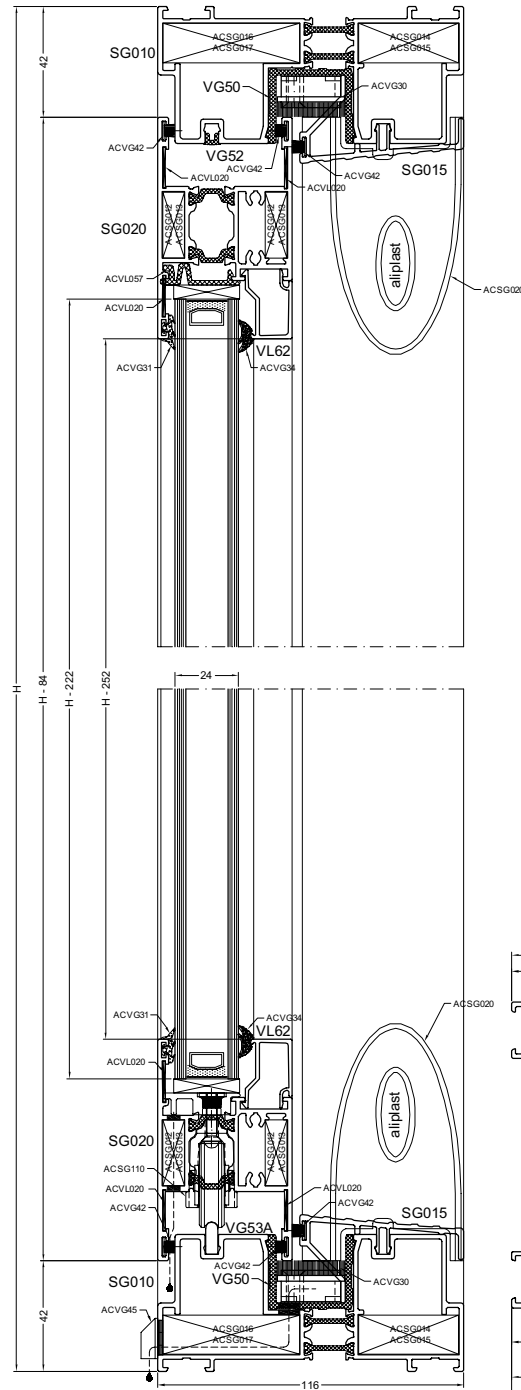
ACSG014/015	4
ACSG016/017	4
ACSG012/013	32
ACSG018	1
ACSG020	4
ACSG021	9
ACSG044	12
ACSG080	1
ACSG081	1
ACSG110	4
ACVG29	2
ACVG30	2
ACVG31	8H+2B-1300
ACVG3*	8H+2B-1300
ACVG42	11H+4B-600
ACVG45	3
ACVG48	2
ACVG751	1
ACVG753	1
ACVG754	1
ACVG757	1
ACVG762	1
ACVL020	48
ACVL057	8
ACMX01617	1
ACMX209	2

MAXIMAAL VLEUGELGEWICHT  
POIDS MAXIMUM PAR VANTAIL  
MAXIMAL FLUGELGEWICHT  
MAX. WEIGHT OF THE VENT

200 KG

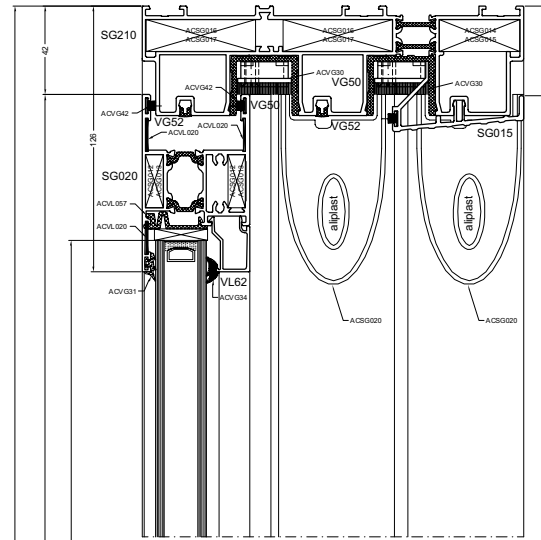


GLASMATEN  
DIMENSIONS DES VITRAGES 4X B/4 - 124  
GLASMASSE H - 222  
GLASS SIZES



6 VLEUGELIG SCHUIFRAAM  
FENETRE COULISSANTE 6 VANTAUX  
SCHIEBEFENSTER 6 FLUGEL  
SLIDING WINDOW WITH 6 PANELS

ZAAGTABELLEN - TABLES DE SCIAGES - ZUSCHNITT-TABELLEN - SAWING TABLES



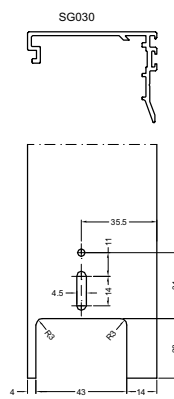
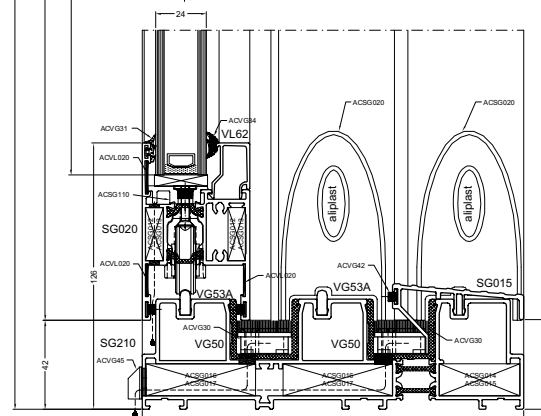
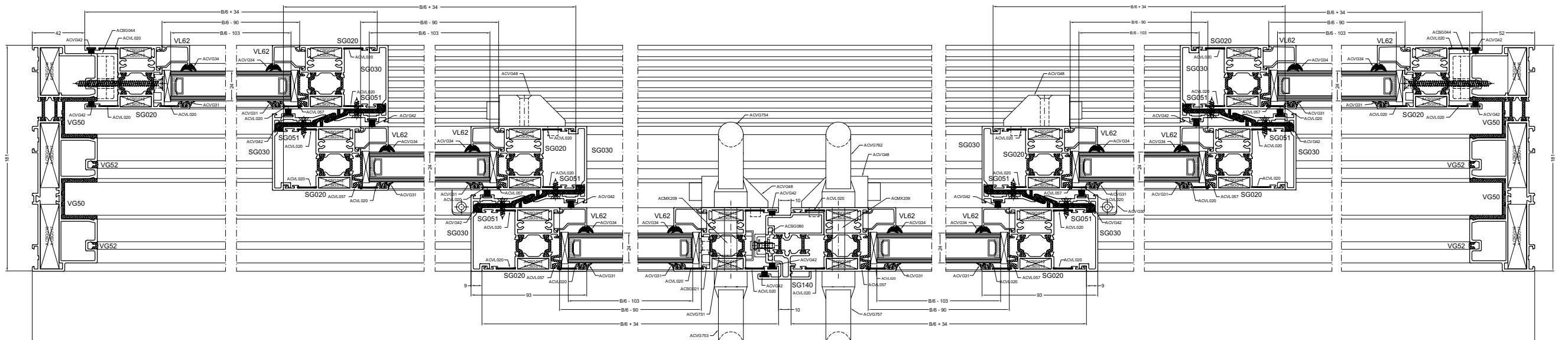
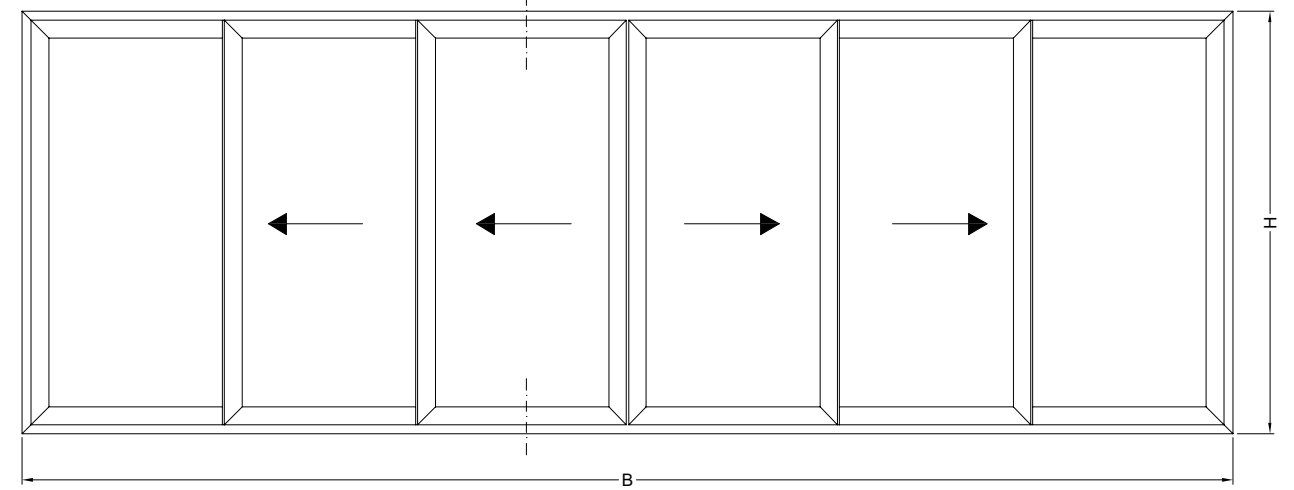
PROFIELN PROFILES PROFILE PROFILS

SG210	2		B
SG210	2		H
SG020	12		B/6 + 34
SG020	12		H-84
SG140	1		H-84
SG030	8		H-84
VL62	12		B/6 - 90
VL62	12		H-252
VG50	4		B-47
VG50	4		H-47
SG051	8		H-84
VG52	2		B-104
VG52	4		H-109
VG53A	2		B-94
SG015	2		2/3 B - 171

TOEBEHOREN ACCESSOIRES  
ZUBEHÖRTEILE ACCESSORIES

ACSG014/015	4
ACSG016/017	8
ACSG012/013	48
ACSG018	1
ACSG020	8
ACSG021	9
ACSG044	12
ACSG080	1
ACSG081	1
ACSG110	8
ACVG42	15H+12B-600
ACVG29	4
ACVG30	4
ACVG31	12H+4B-1300
ACVG3*	12H+4B-1300
ACVG45	4
ACVG48	4
ACVG751	1
ACVG753	1
ACVG754	1
ACVG757	1
ACVG762	1
ACVL020	72
ACVL057	25
ACMX01617	1
ACMX209	2

GLASMATEN DIMENSIONS DES VITRAGES 6X B/B - 103  
GLASMASSE DIMENSIONS DES VITRAGES H - 222  
GLASS SIZES



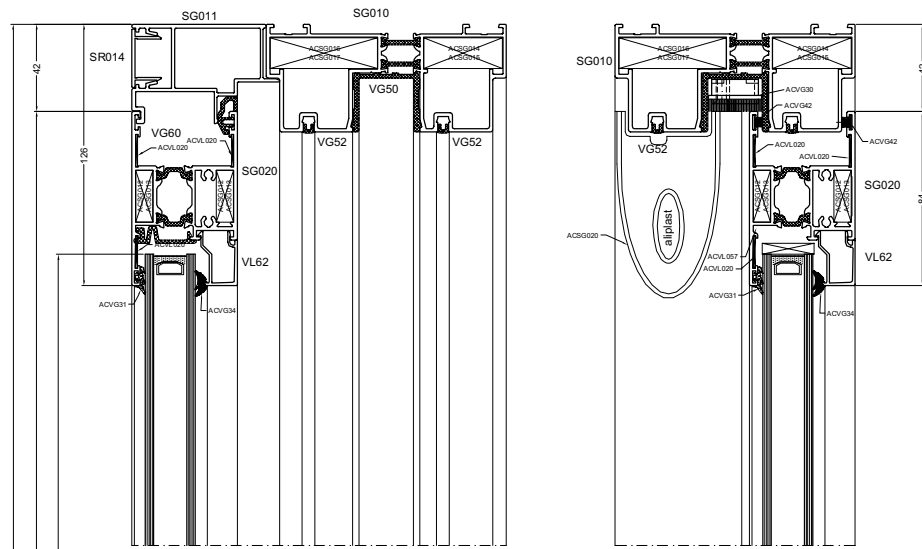
MAXIMAAL VLEUGELGEWICHT  
POIDS MAXIMUM PAR VANTAIL  
MAXIMAL FLUGELGEWICHT  
MAX. WEIGHT OF THE VENT

**200 KG**



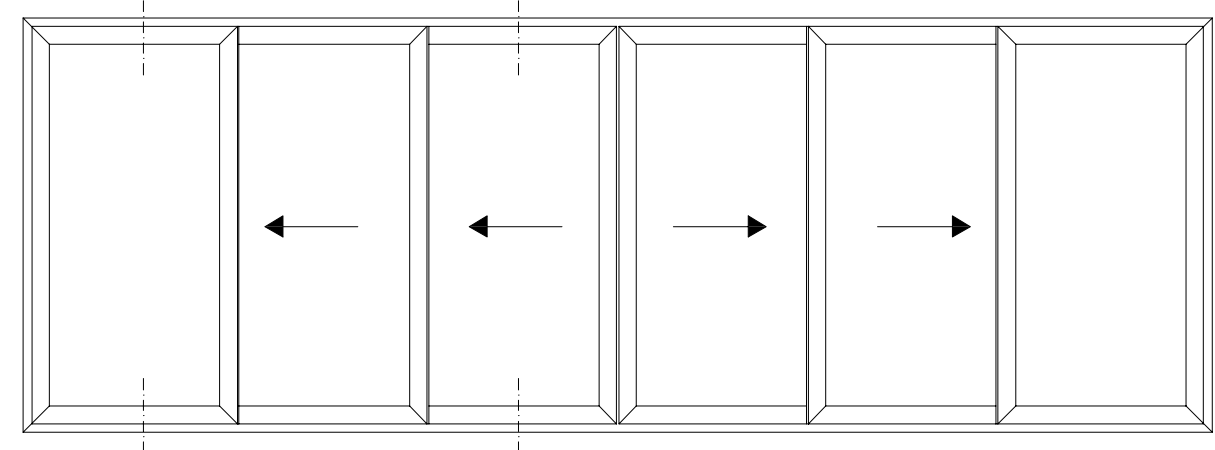
6 VLEUGELIG SCHUIFRAAM  
FENETRE COULISSANTE 6 VANTAUX  
SCHIEBEFENSTER 6 FLUGEL  
SLIDING WINDOW WITH 6 PANELS

ZAAGTABELLEN - TABLES DE SCIAGES - ZUSCHNITT-TABELLEN - SAWING TABLES



PROFIELEN PROFILES PROFILE PROFILS

Code	Height	Width
SG010	2	B
SG010	2	H
SG020	12	B/6 + 34
SG020	12	H-84
SG140	1	H-84
SG030	6	H-84
SG030	2	H
SG011	2	B/6 + 76
SG011	2	B/6 + 76
SG011	2	H
SR014	2	B/6 + 74
SR014	2	B/6 + 74
SR014	2	H - 4
VL62	12	B/6 - 90
VL62	12	H-252
VG50	2	B-47
VG50	2	H-47
SG051	8	H-84
VG52	2	B-104
VG52	4	H-109
VG53A	2	B-94
VG60	2	B/6 + 42
VG60	2	B/6 + 42
VG60	2	H - 70

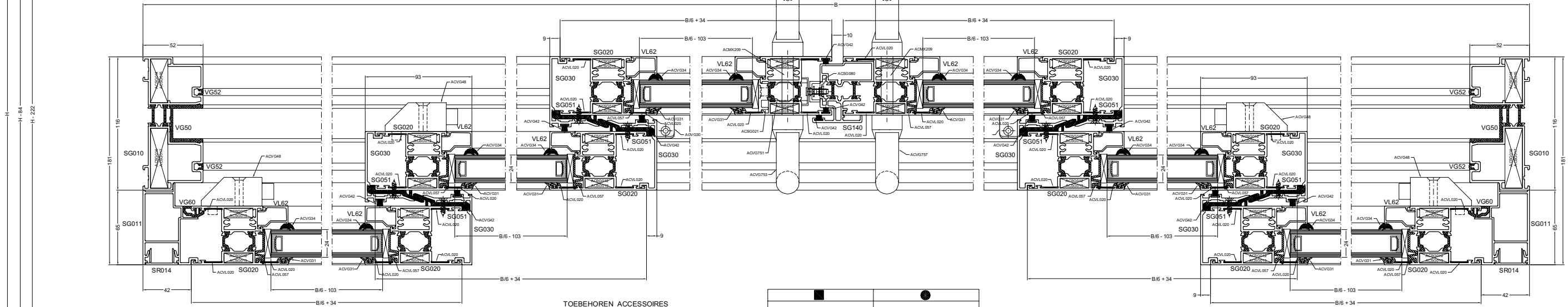


GLASMATEN  
DIMENSIONS DES VITRAGES  
GLASMASSE  
GLASS SIZES

6X B/6 - 103  
H - 222

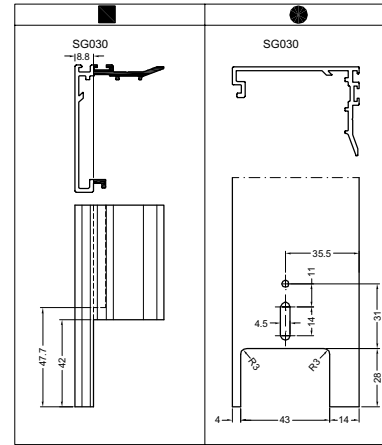
MAXIMAAL VLEUGELGEWICHT  
POIDS MAXIMUM PAR VANTAIL  
MAXIMAL FLUGELGEWICHT  
MAX. WEIGHT OF THE VENT

**200 KG**



TOEBEHOREN ACCESSOIRES  
ZUBEHÖRTEILE ACCESSORIES

ACSG014/015	4
ACSG015/017	4
ACSG012/013	48
ACSG018	1
ACSG020	6
ACSG021	9
ACSG080	1
ACSG081	1
ACSG110	8
ACVG29	4
ACVG30	2
ACVG31	12H+4B-1300
ACVG3*	12H+4B-1300
ACVG41	2
ACVG42	11H+8B-600
ACVG45	4
ACVG48	4
ACVG751	1
ACVG753	1
ACVG754	1
ACVG757	1
ACVG762	1
ACVL020	72
ACVL057	36
ACMX01817	1
ACMX209	2

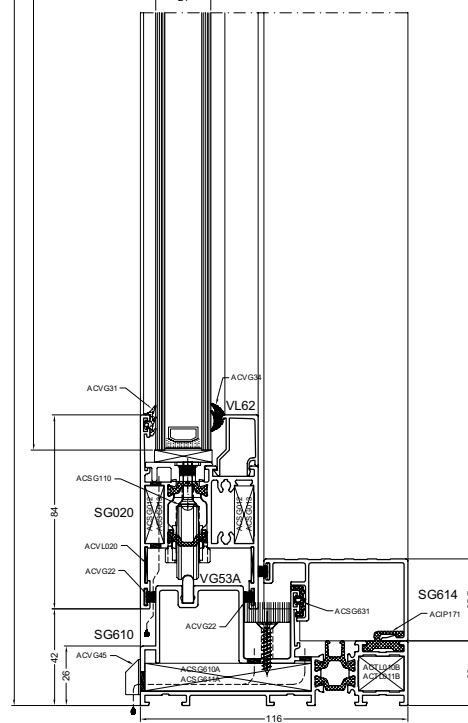
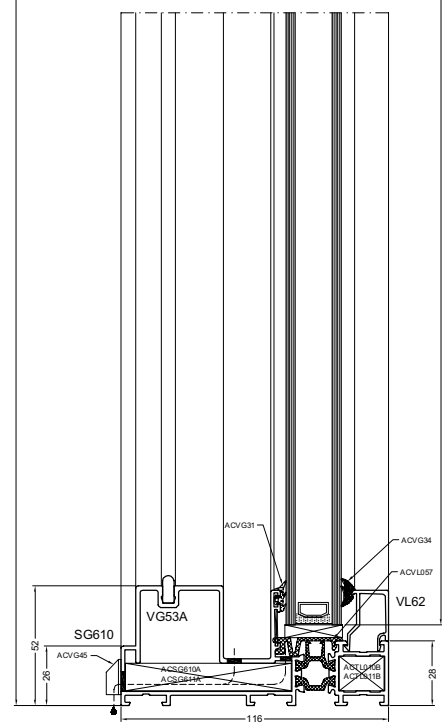
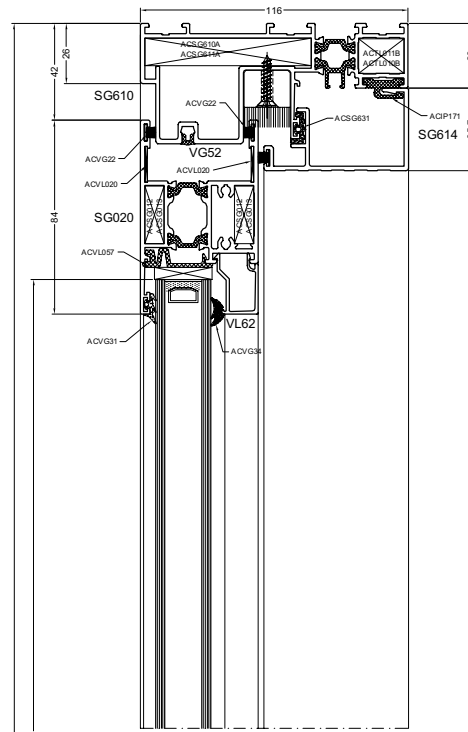
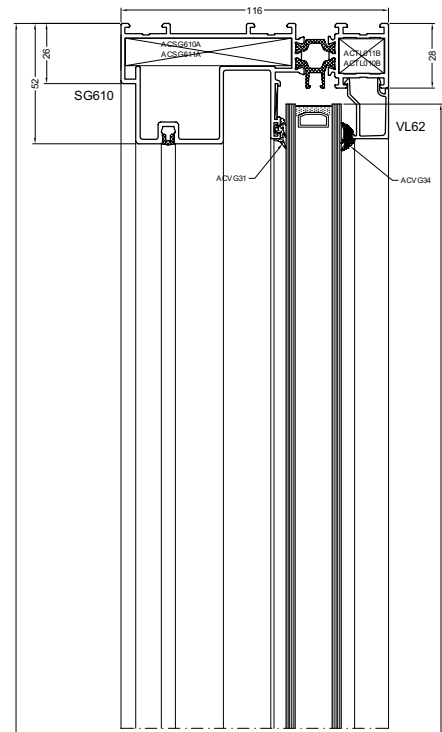


zaag5



MONORAIL 3 DELIG  
MONORAIL EN 3 PARTIES  
MONORAIL 3 TEILIG  
MONORAIL 3 PARTS

ZAAGTABELLEN - TABLES DE SCIAGES - ZUSCHNITT-TABELLEN - SAWING TABLES

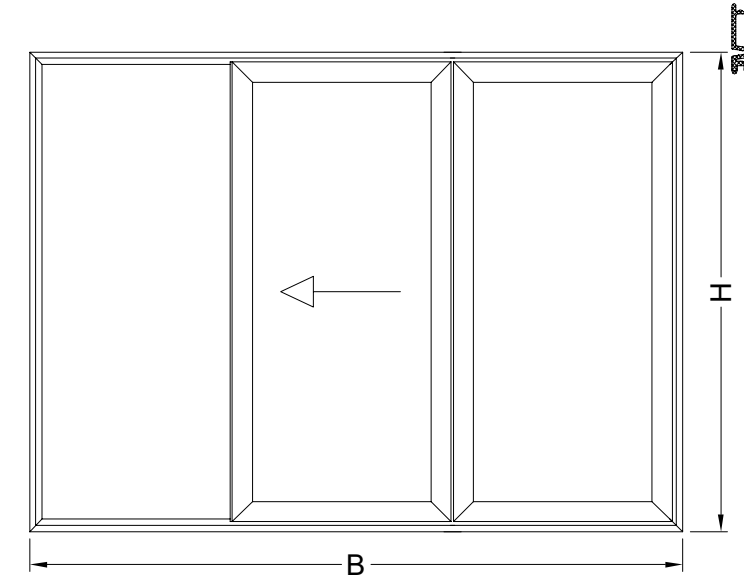


PROFIELEN PROFILES PROFILE PROFILS

SG610	FL	2		B
SG610	FL	2		H
SG020	FL	2		B/3 - 47
SG020	FL	2		B/3 + 33
SG020	FL	4		H-84
SG020	FL	4		H-56
SG030	FL	1		H-56
SG030	FL	1		H-84
SG140	FL	1		H-84
VL62	n	2		B/3 - 171
VL62	n	2		B/3 - 91.5
VL62	n	4		H-252
VL62	n	2		B/3 - 52
VL62	n	2		H-100
SG051	FL	1		H-84
SG051	FL	1		H-56
VG52	•	1		B-104
VG52	•	2		H-109
VG53A	•	1		B-94
SG614	FL	2		2B/3-74.5
SG614	FL	1		H-56

TOEBEHOREN ACCESSOIRES  
ZUBEHÖRTEILE ACCESSORIES

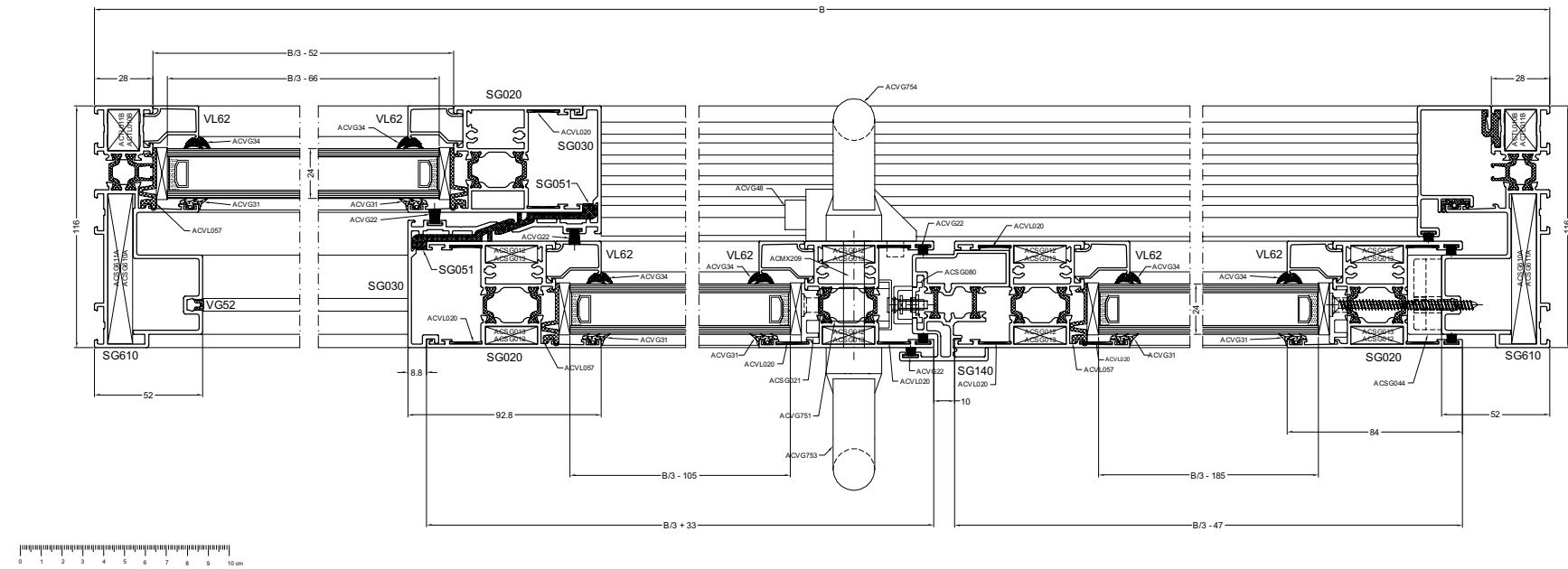
ACTL010B/011B	4
ACSG610A/611A	4
ACSG012/013	16
ACSG020	1
ACSG021	9
ACSG110	2
ACVG29	1
ACSG630	1
ACVG31	6H+2B-1500
ACVG3*	6H+2B-1500
ACVG22	7H+6B-600
ACSG631	B
ACIP171	3 stuks/m
ACVG45	3/4
ACVG48	1
ACVG751	1
ACVG753	1
ACVG754	1
ACVL020	28
ACVL057	12
ACMX209	1
ACMX01617	1
ACSG018	1
ACSG080	1
ACSG081	1
ACSG044	6



MAXIMAAL VLEUGELGEWICHT  
POIDS MAXIMUM PAR VANTAIL  
MAXIMAL FLUGELGEWICHT  
MAX. WEIGHT OF THE VENT

## 200 KG

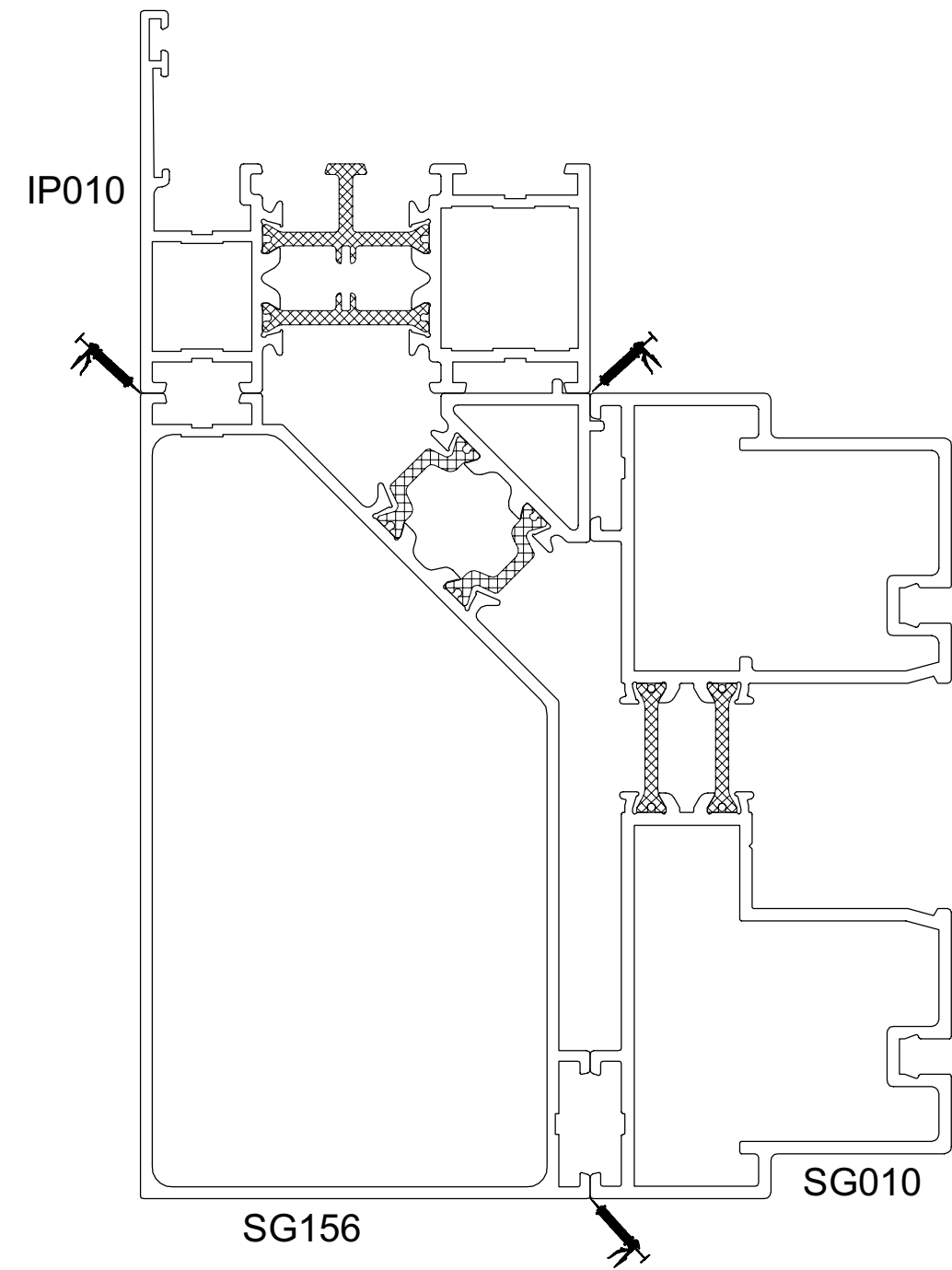
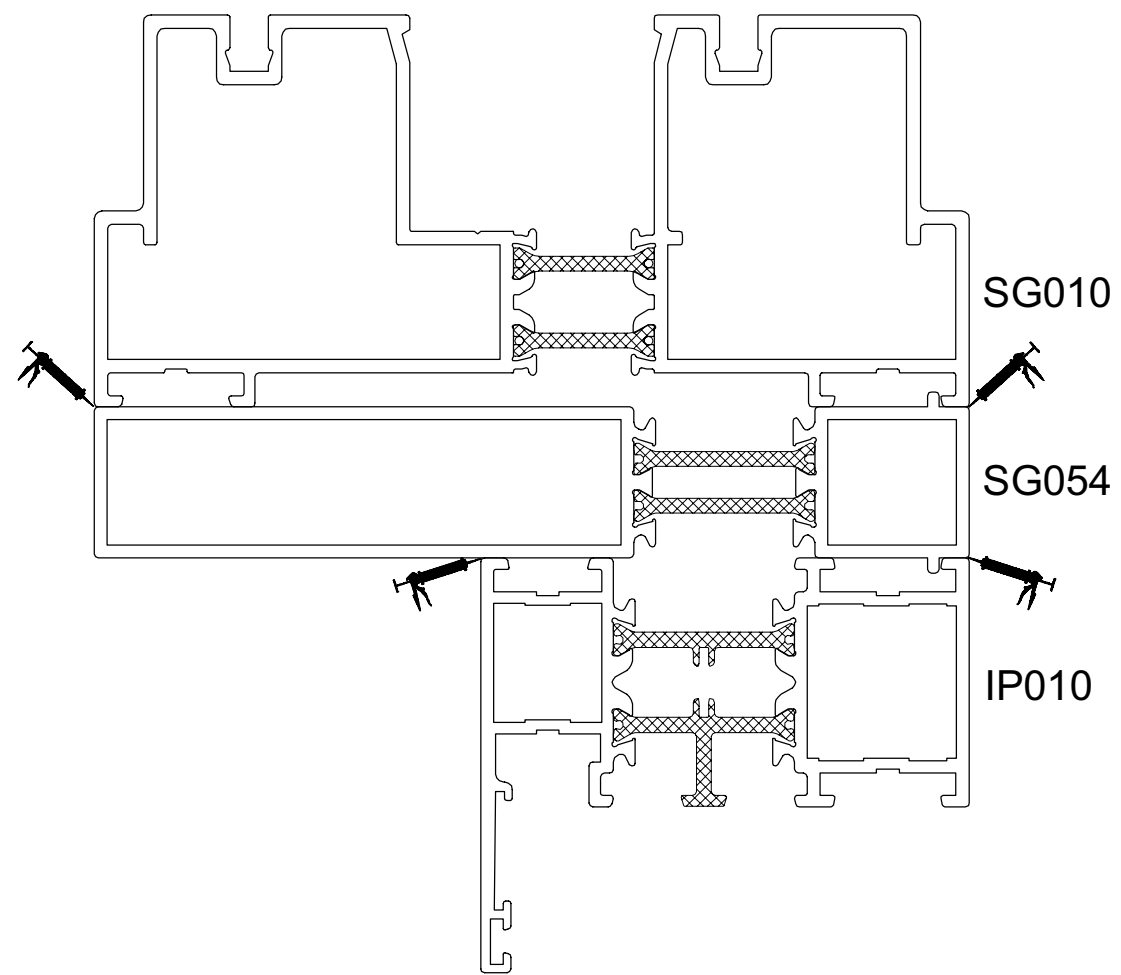
GLASMATEN DIMENSIONS DES VITRAGES GLASMASSE GLASS SIZES	1X	B/3 - 185 H - 222
	1X	B/3 - 105 H - 222
	1X	B/3 - 66 H - 70







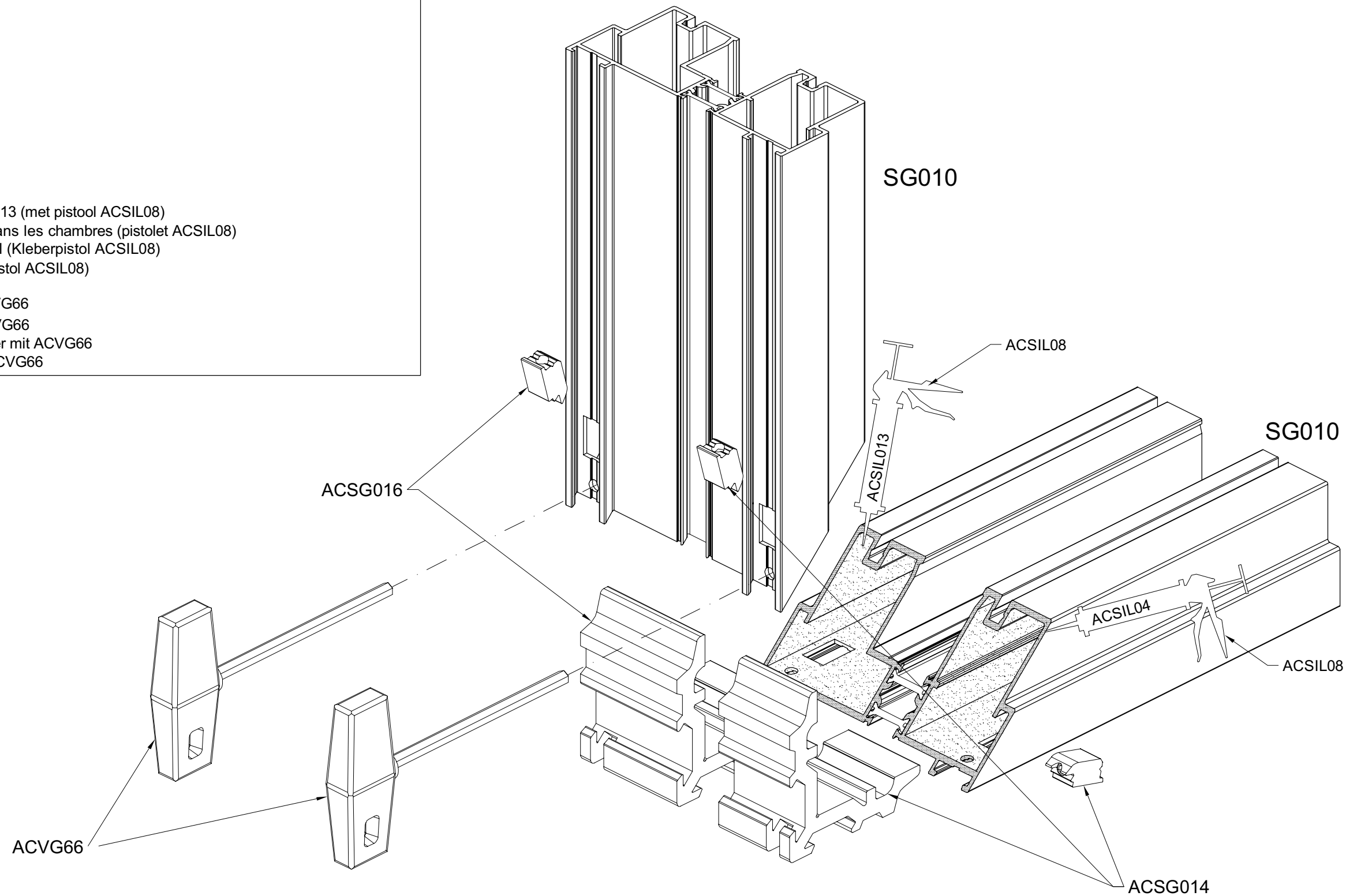




MONTAGE SCHROEFHOEK VOOR SG010  
 MONTAGE CLAME A VISSER POUR SG010  
 MONTAGE ECKVERBINDER SCHRAUBBAR FÜR SG010  
 MONTAGE SQUARE COUPLING JOINT FOR SG010

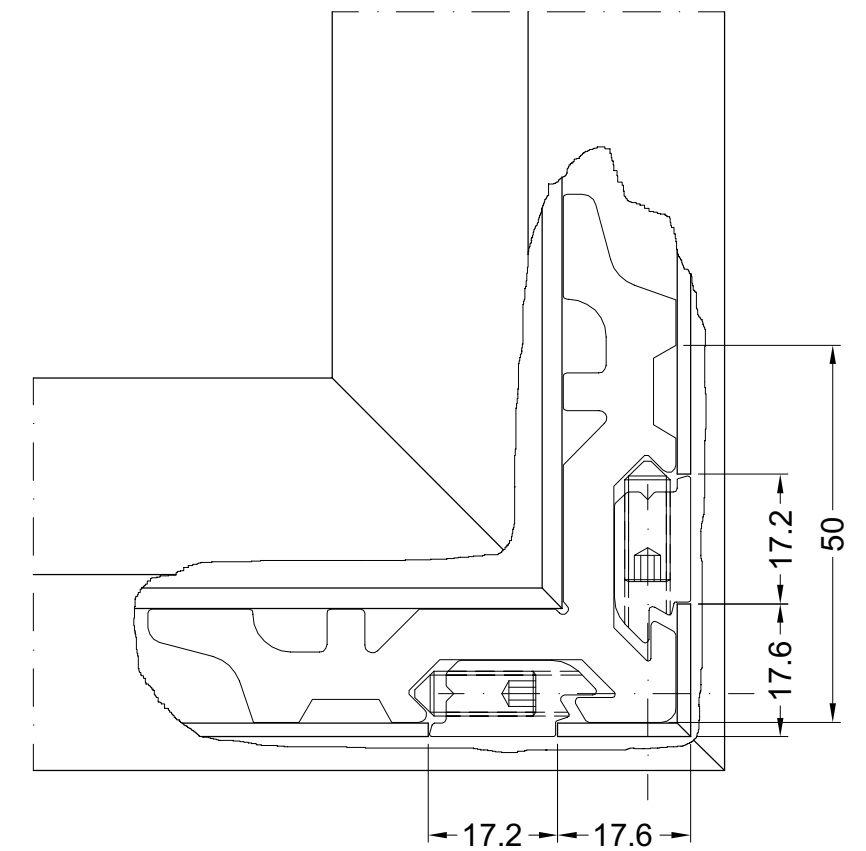
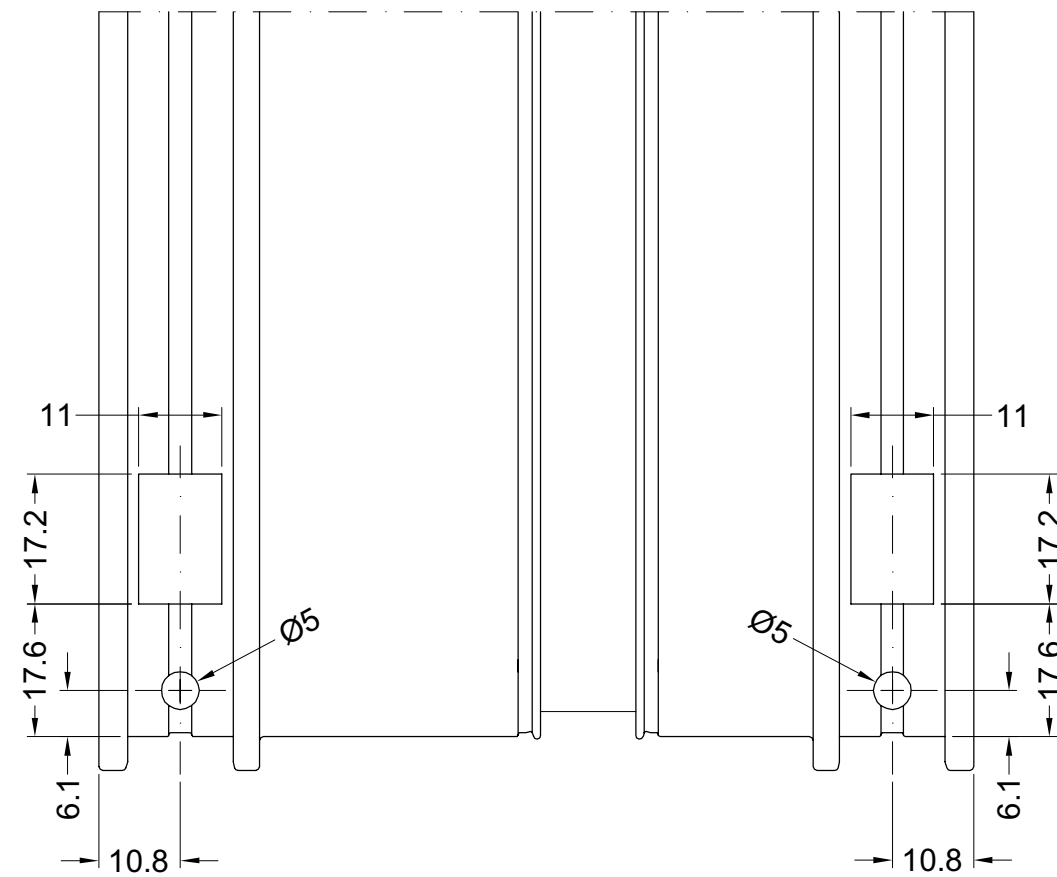
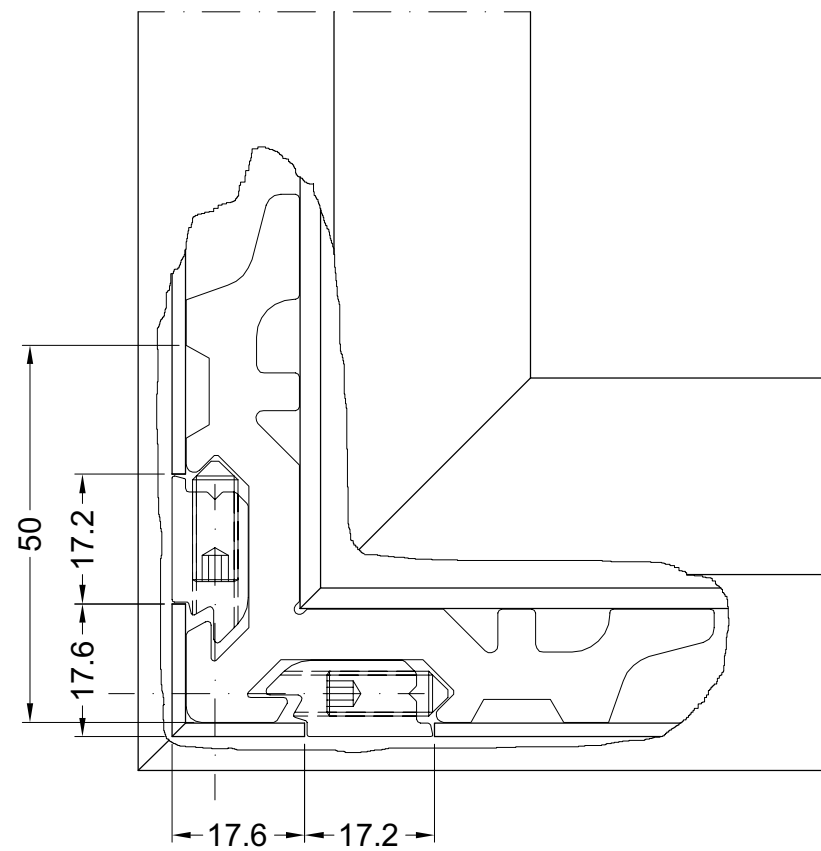
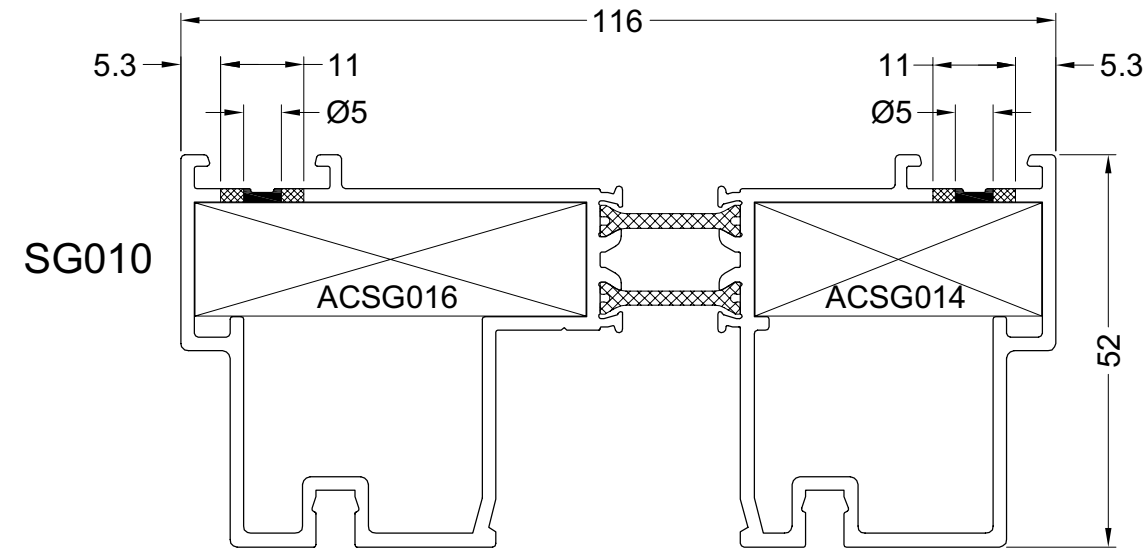
WERKTEKENINGEN - DESSINS DE CONSTRUCTION - KONSTRUKTIONZEICHNUNGEN - CONSTRUCTION DRAWINGS

1. Ontvetten van zaagsnede  
 Degraisser les coupes  
 Entfetten der Sageschnitt  
 Degrease saw cut
2. Afkitten met ACSIL04  
 Colmater avec ACSIL04  
 Abdichten mit ACSIL04  
 Seal with ACSIL04
3. Lijmen in profiel met ACSIL013 (met pistool ACSIL08)  
 Colle ACSIL013 a mettre dans les chambres (pistolet ACSIL08)  
 ACSIL013 Klebstoff im Profil (Kleberpistol ACSIL08)  
 ACSIL013 glue in profile (pistol ACSIL08)
4. Blokjes vastdraaien met ACVG66  
 Serrer les clames avec ACVG66  
 Festsetzen der Eckverbinder mit ACVG66  
 Fixe the cleat corner with ACVG66



MONTAGE SCHROEFHOEK VOOR SG010  
MONTAGE CLAME A VISSER POUR SG010  
MONTAGE ECKVERBINDER SCHRAUBBAR FUR SG010  
MONTAGE SQUARE COUPLING JOINT FOR SG010

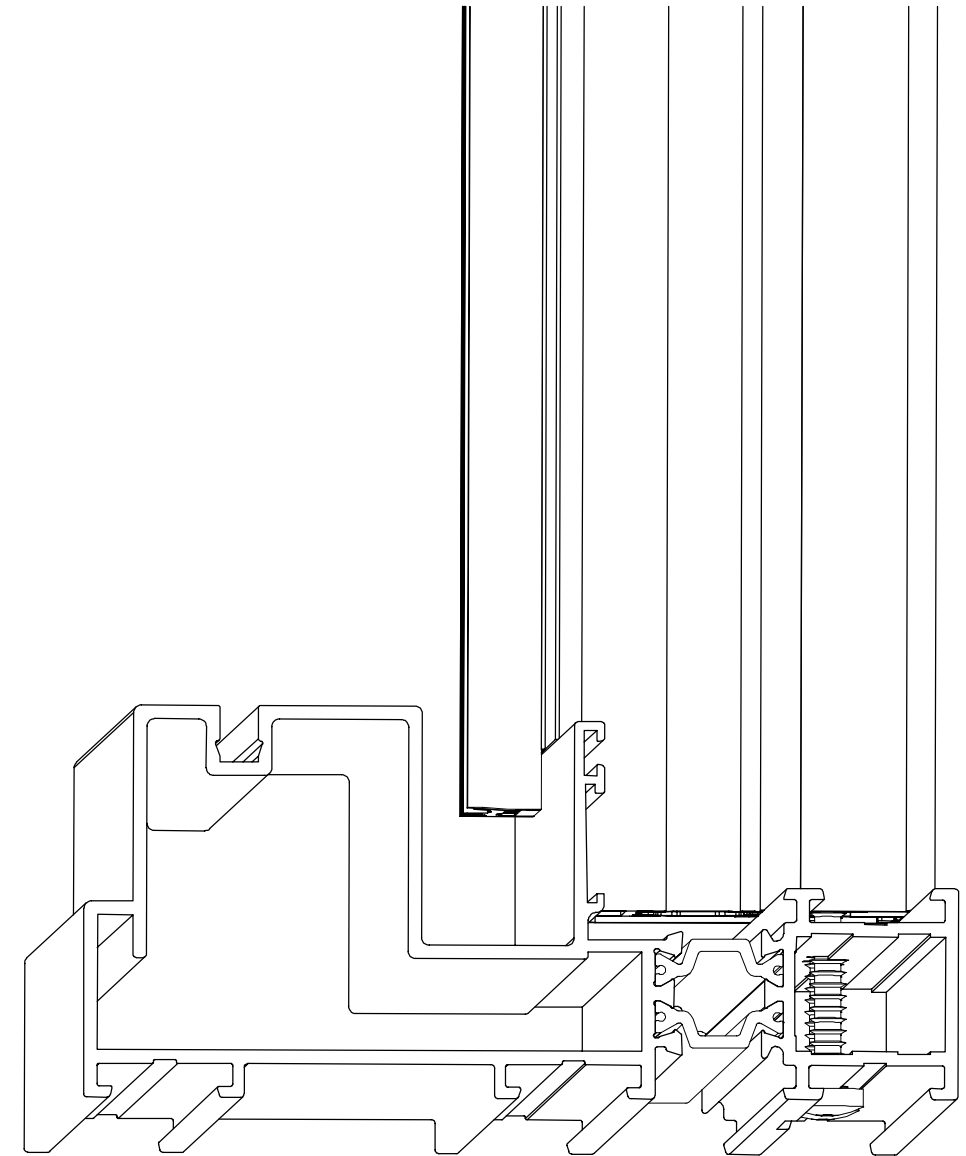
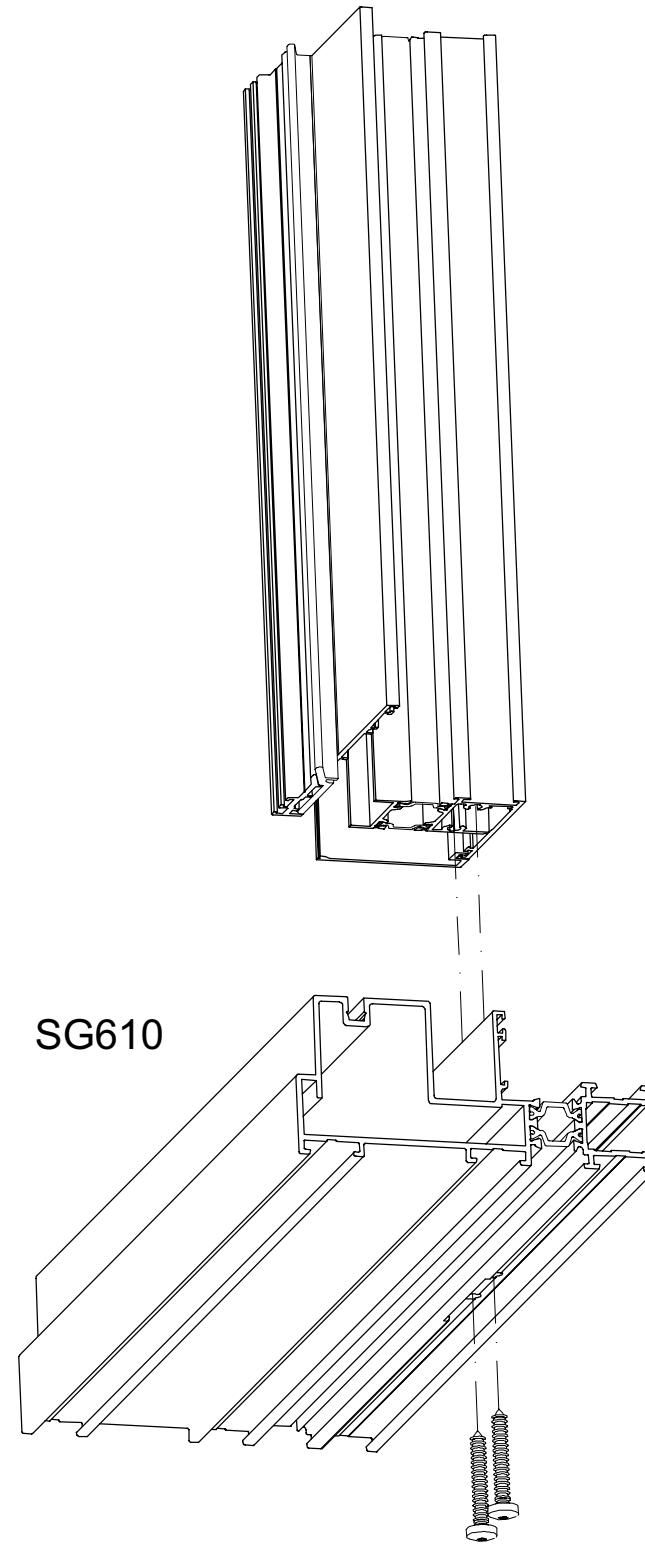
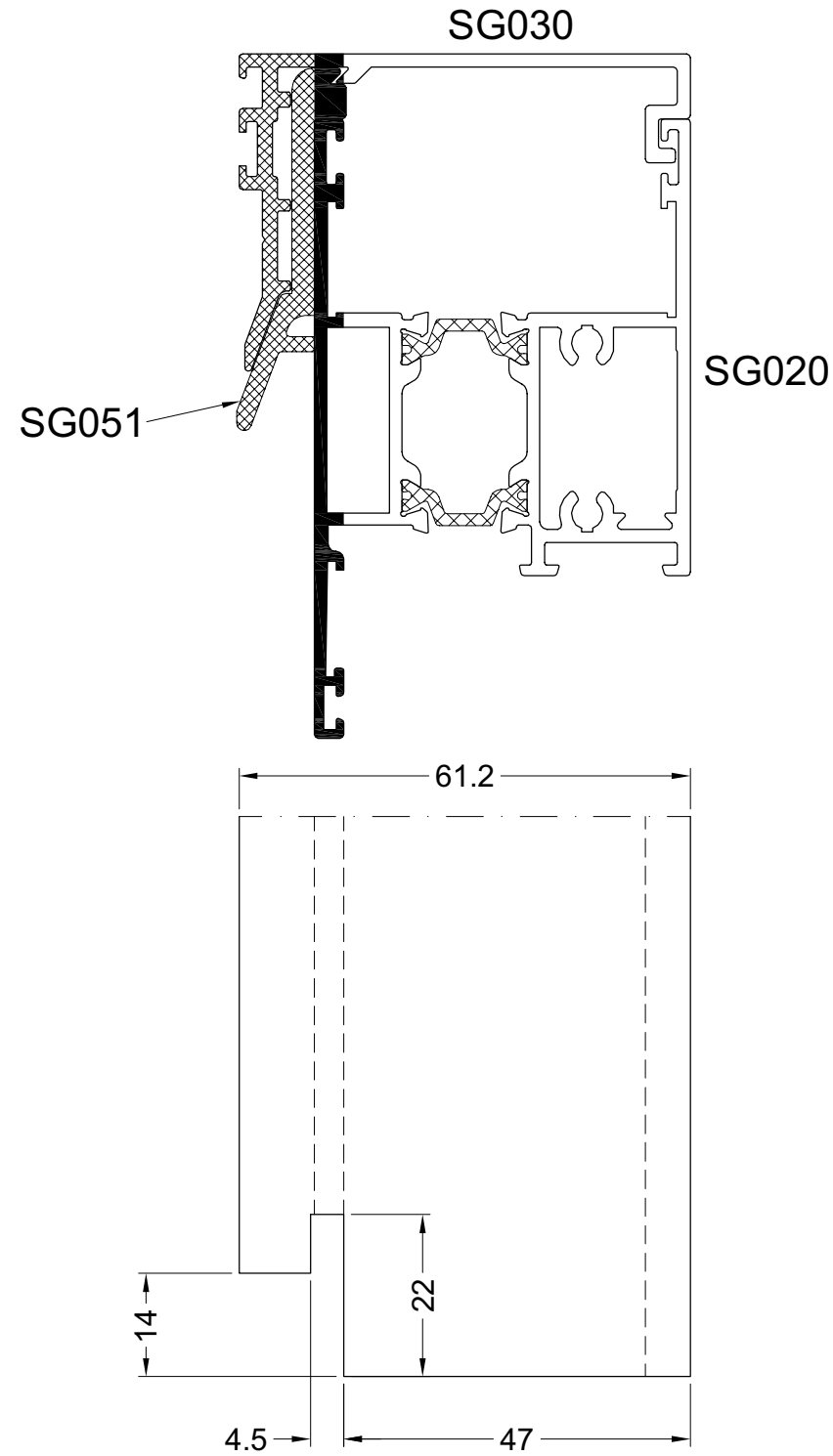
WERKTEKENINGEN - DESSINS DE CONSTRUCTION - KONSTRUKTIONZEICHNUNGEN - CONSTRUCTION DRAWINGS



schroefhoek

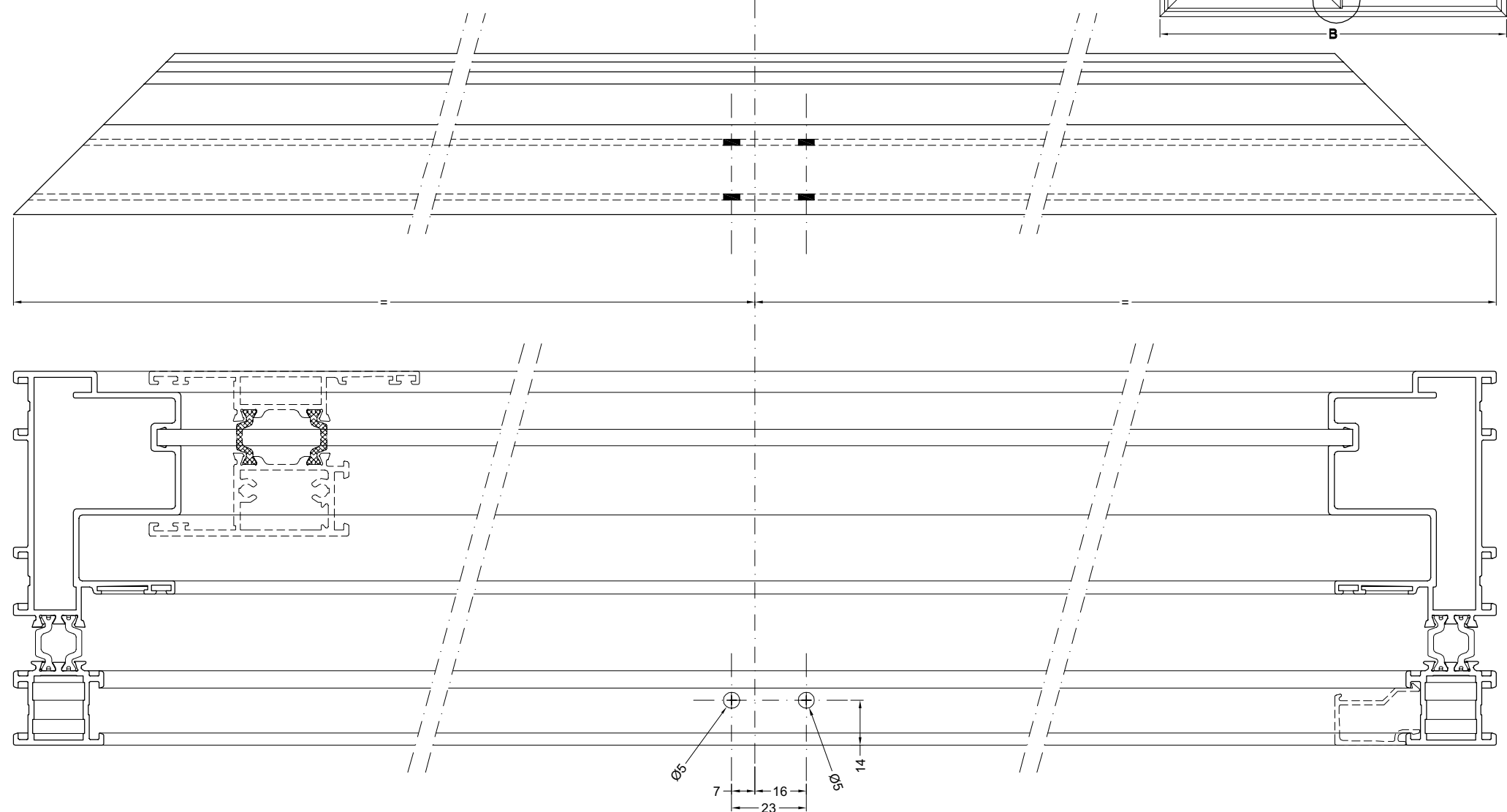
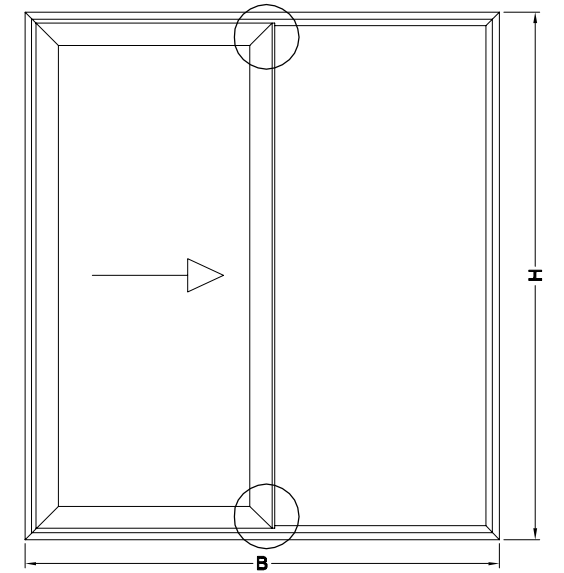
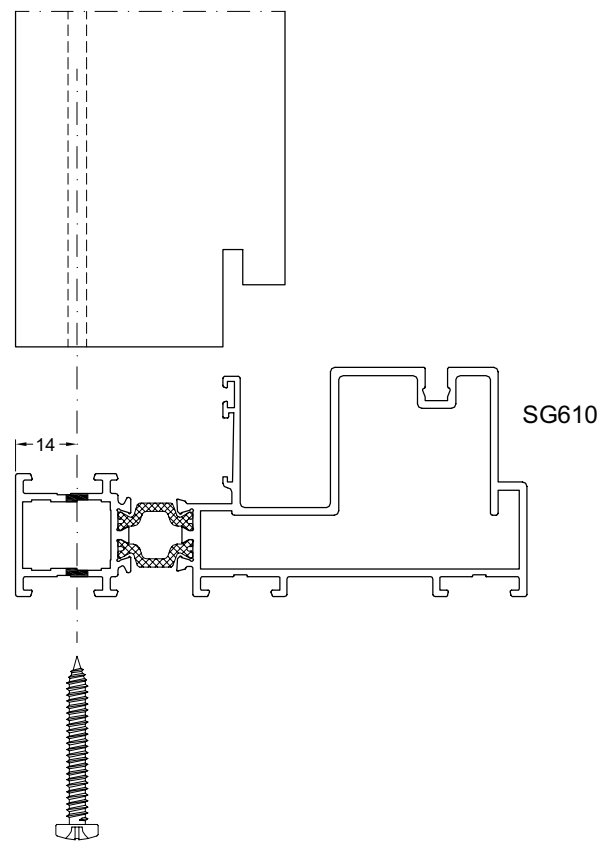
MONTAGE CHICANE  
MONTAGE CHICANE  
MONTAGE SCHIKANE  
MONTAGE CHICANE

WERKTEKENINGEN - DESSINS DE CONSTRUCTION - KONSTRUKTIONZEICHNUNGEN - CONSTRUCTION DRAWINGS



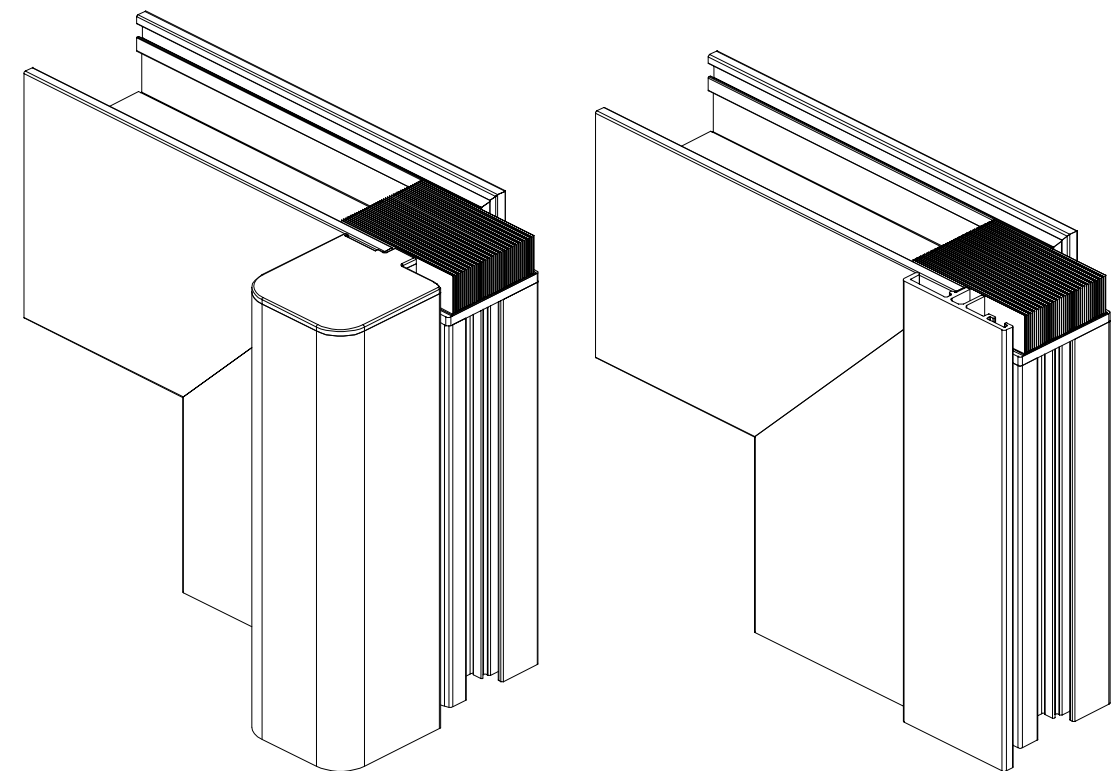
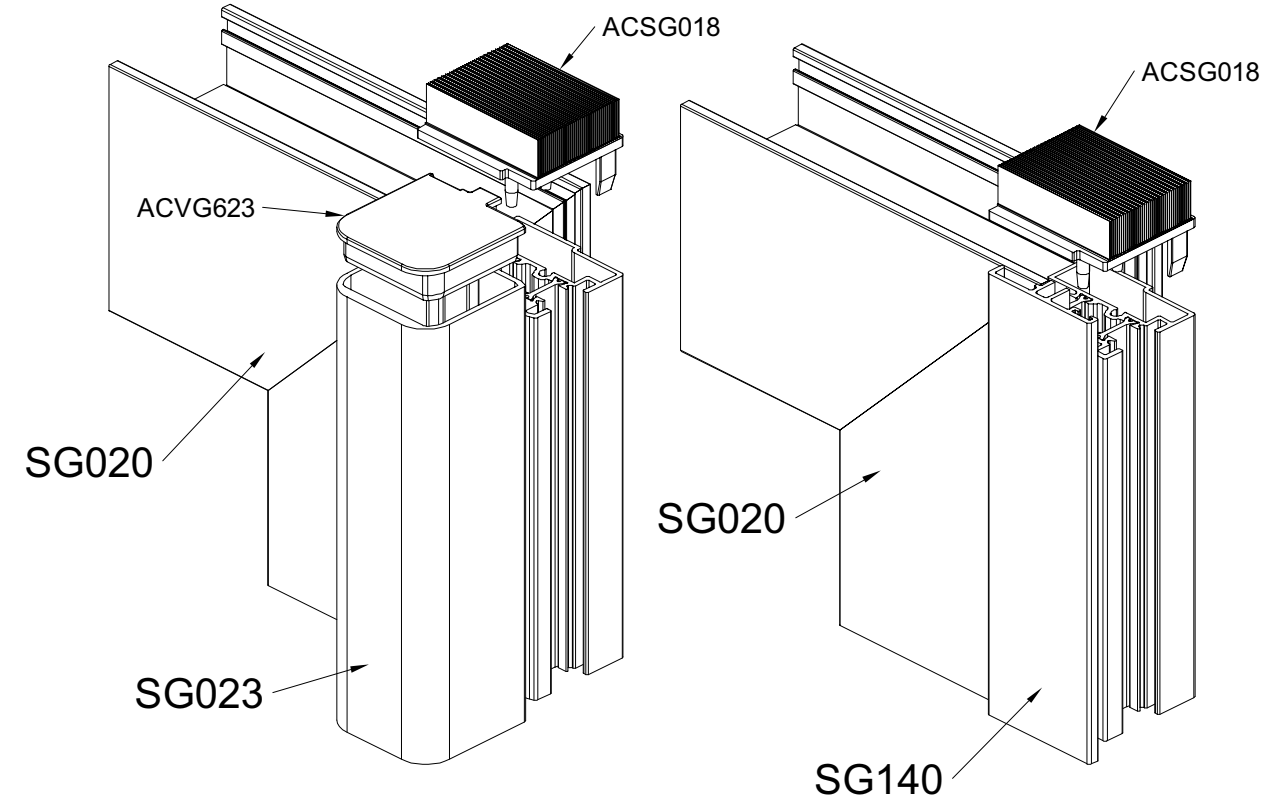
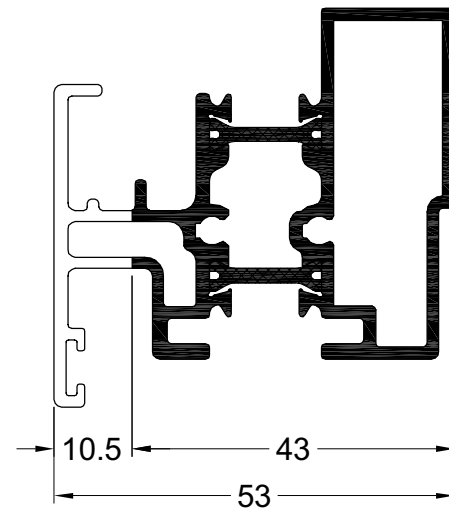
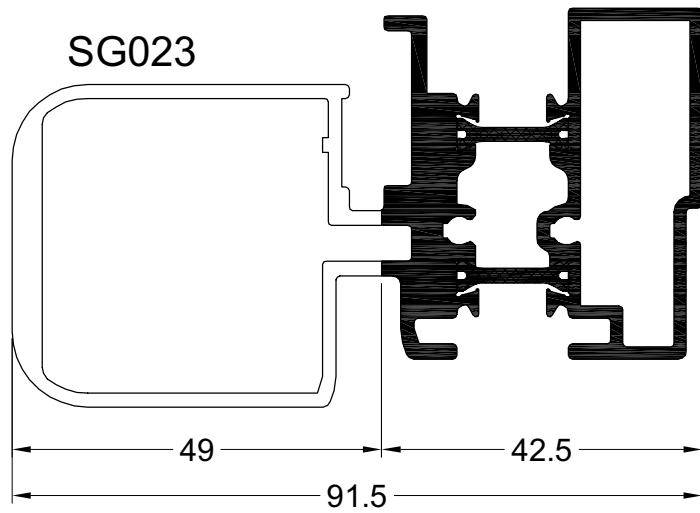
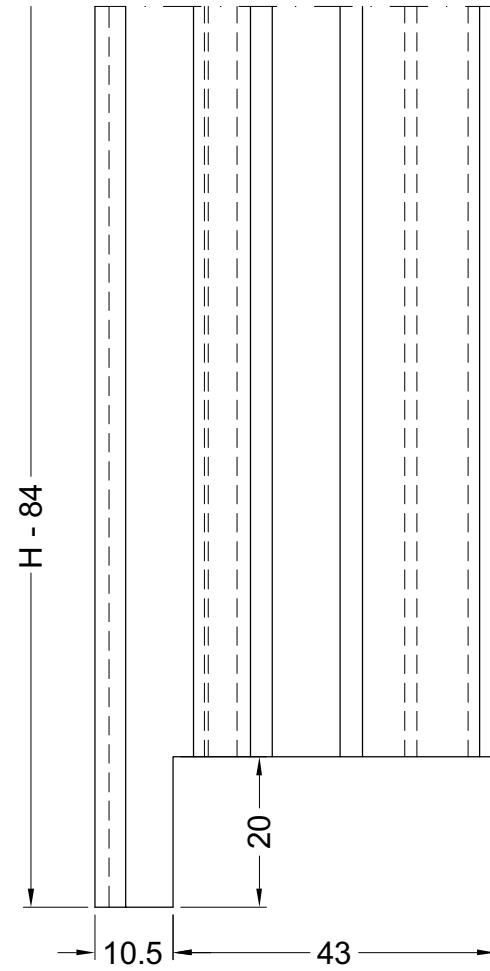
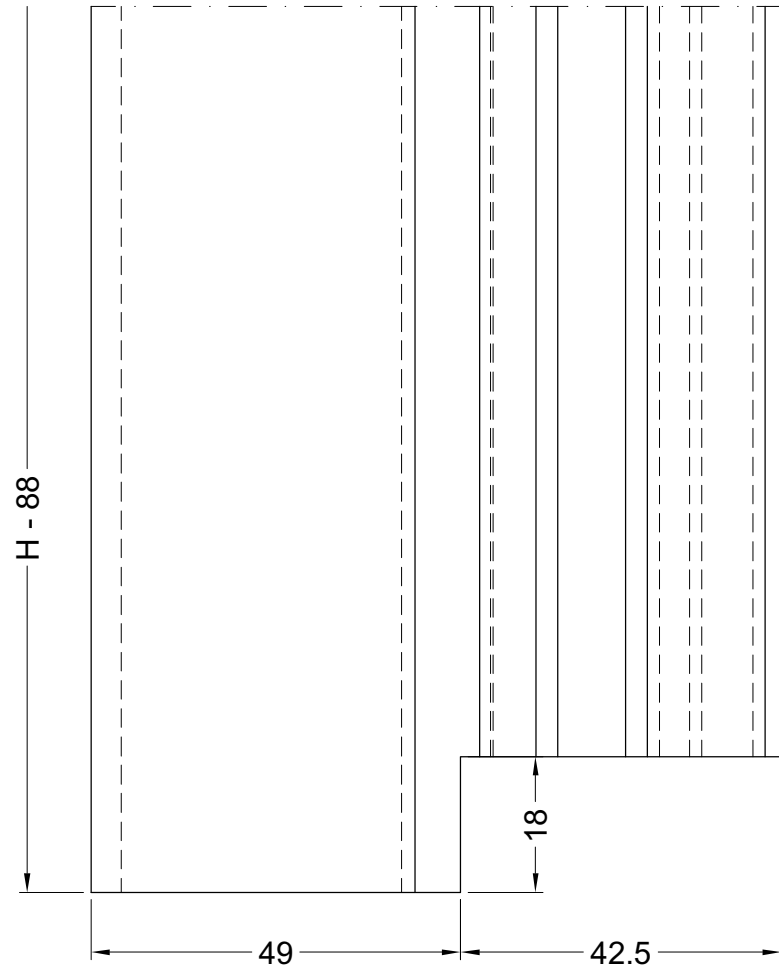
POSITIE CHICANE  
POSITION CHICANE  
POSITION SCHIKANE  
POSITION CHICANE

WERKTEKENINGEN - DESSINS DE CONSTRUCTION - KONSTRUKTIONZEICHNUNGEN - CONSTRUCTION DRAWINGS



MONTAGE ACSG018  
MONTAGE ACSG018  
MONTAGE ACSG018  
MONTAGE ACSG018

WERKTEKENINGEN - DESSINS DE CONSTRUCTION - KONSTRUKTIONZEICHNUNGEN - CONSTRUCTION DRAWINGS



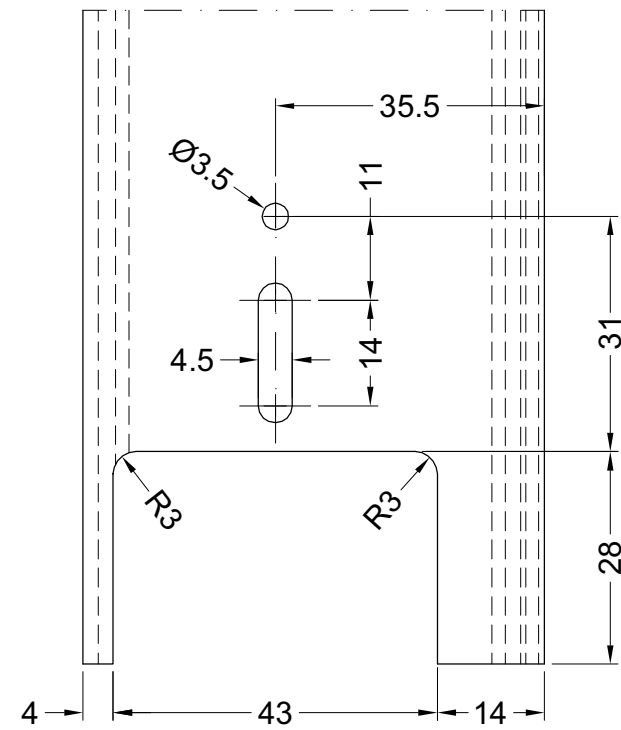

macsg018



MONTAGE ACSG020  
MONTAGE ACSG020  
MONTAGE ACSG020  
MONTAGE ACSG020

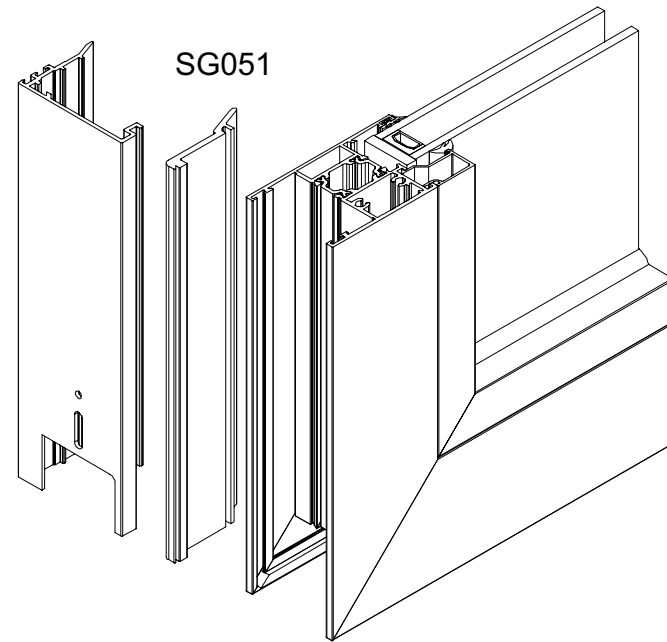
WERKTEKENINGEN - DESSINS DE CONSTRUCTION - KONSTRUKTIONZEICHNUNGEN - CONSTRUCTION DRAWINGS

SG030



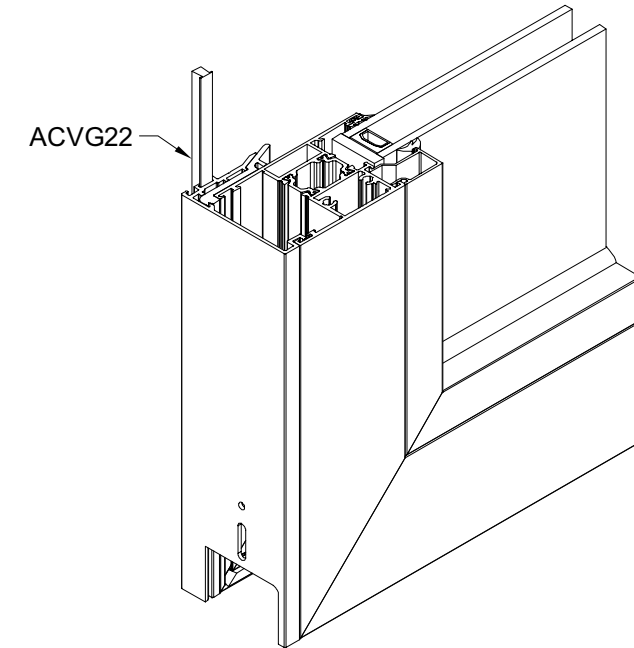
SG030

SG051

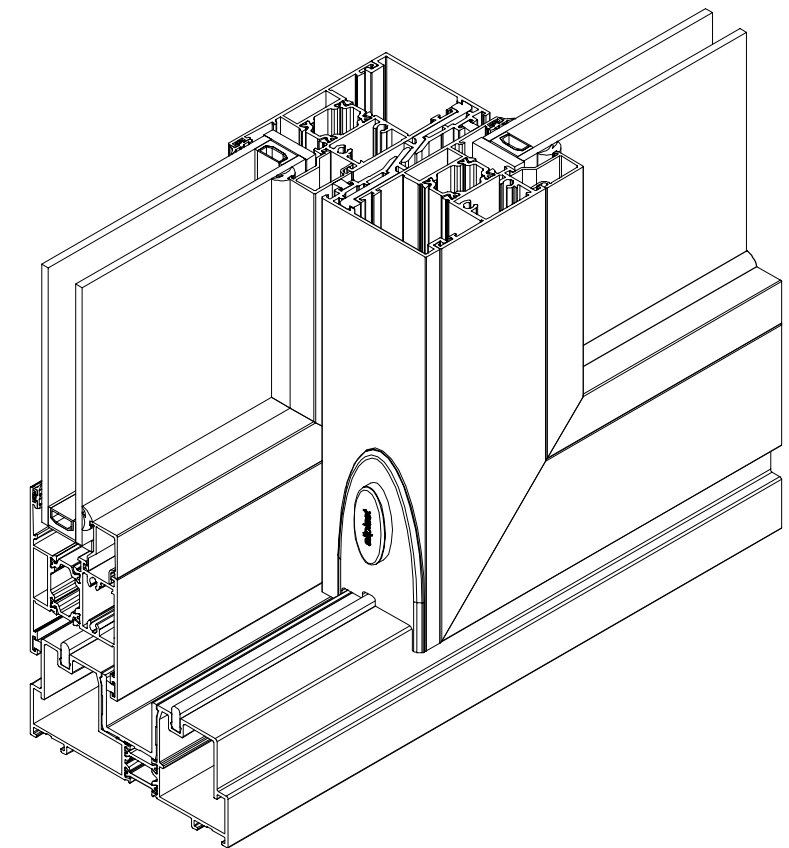
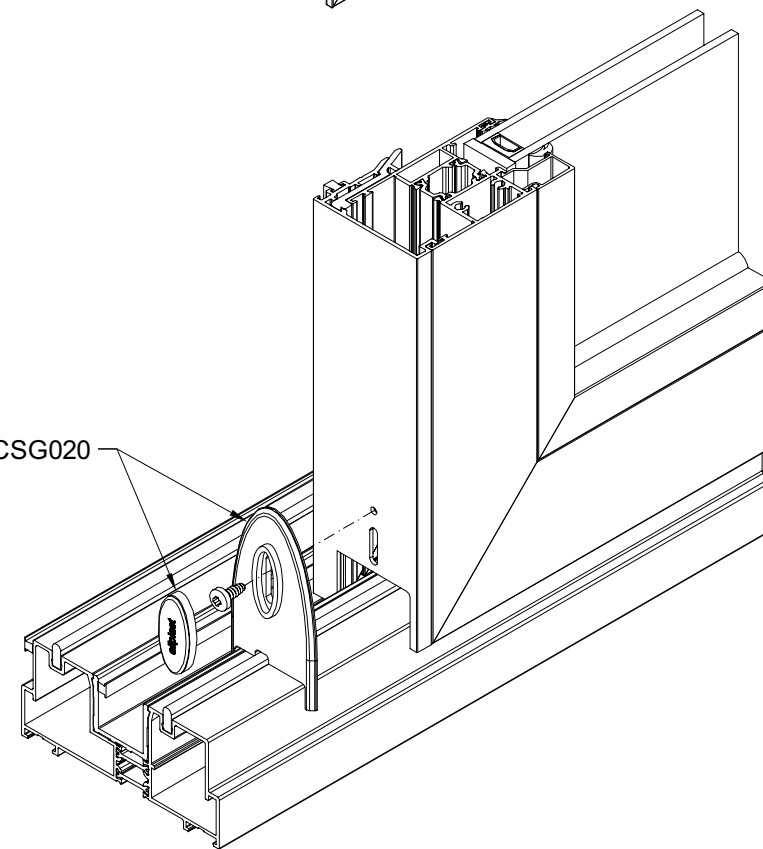


SG020

ACVG22

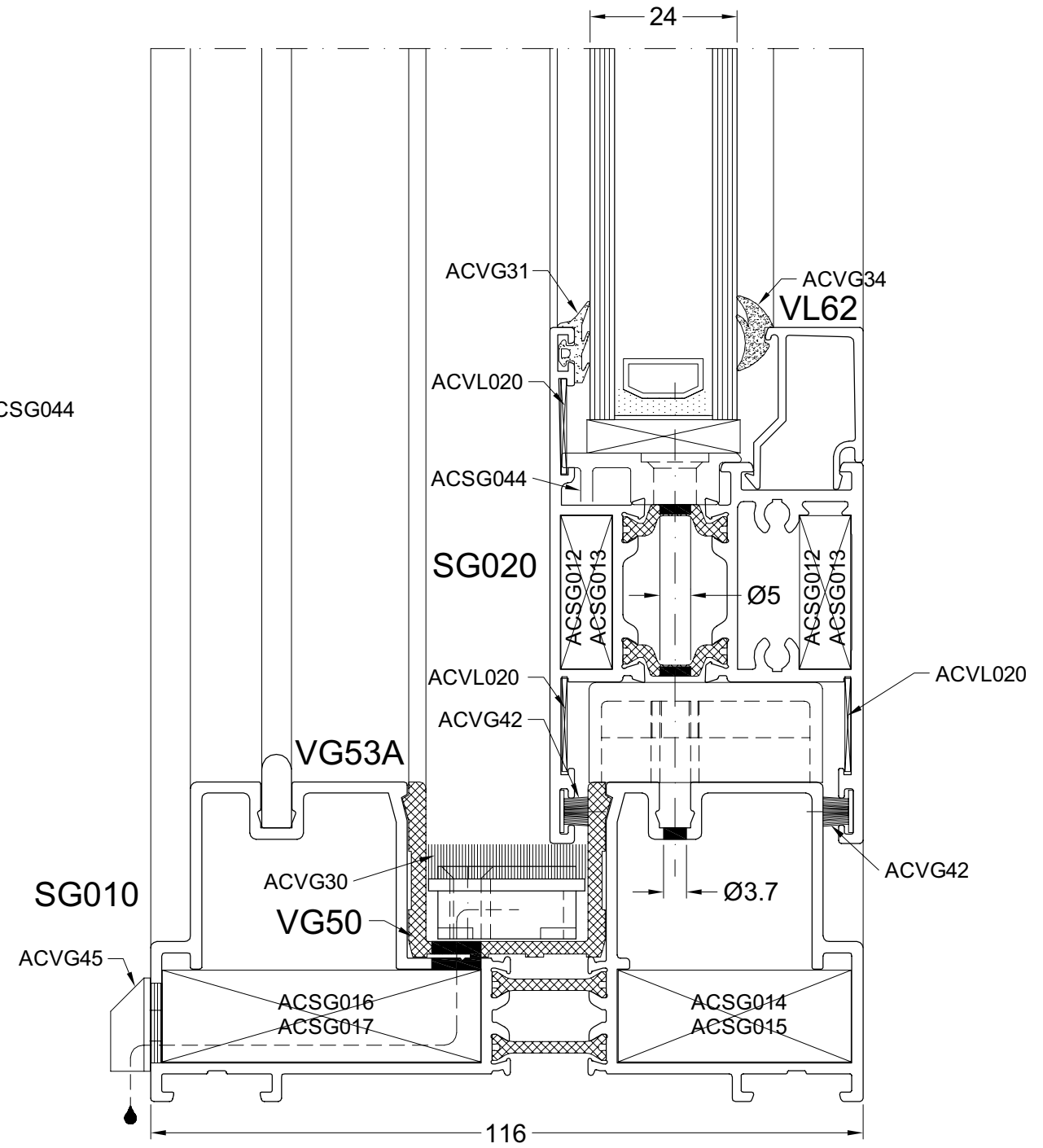
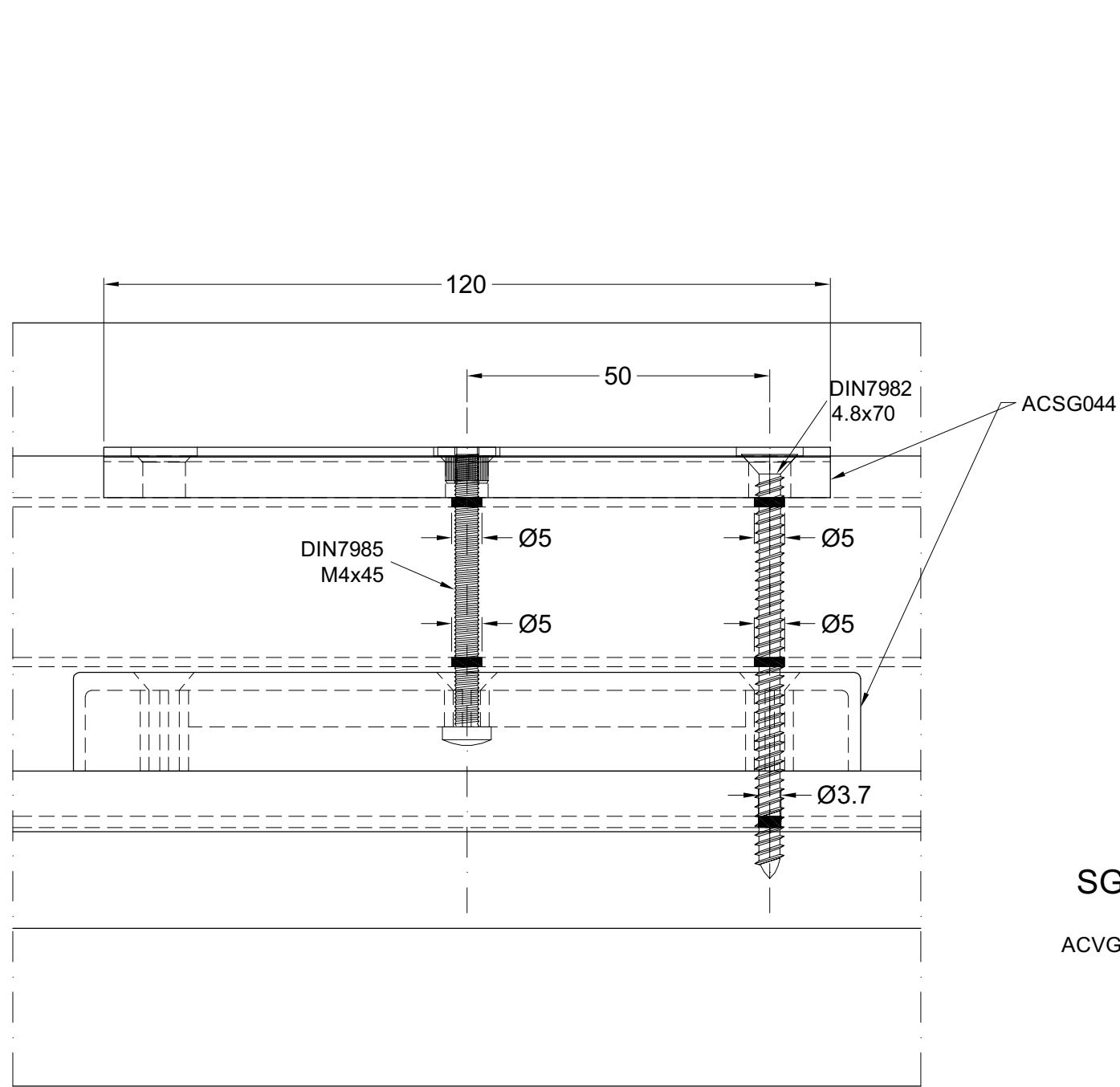


ACSG020



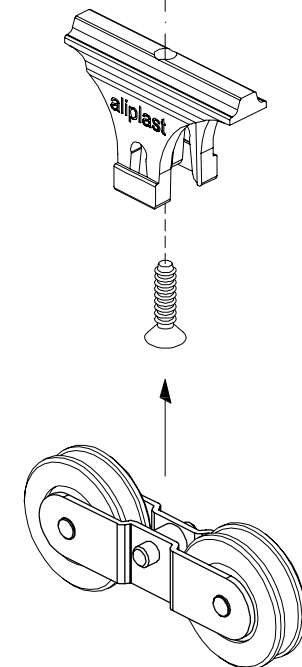
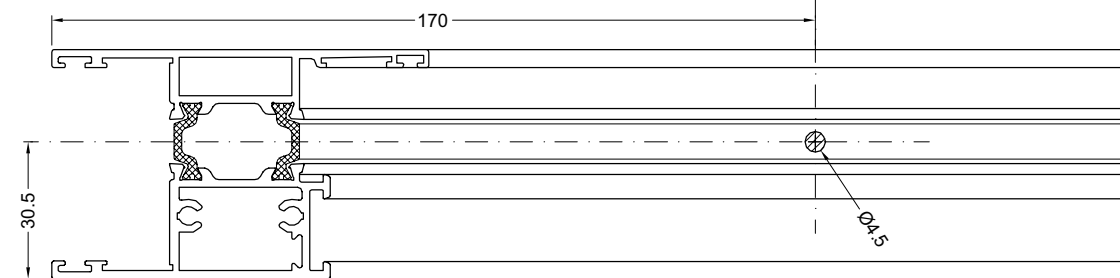
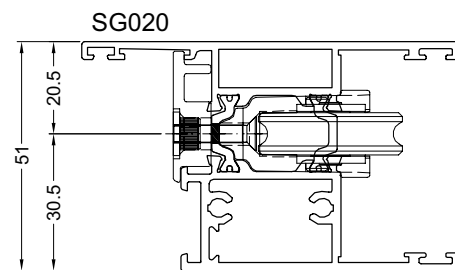
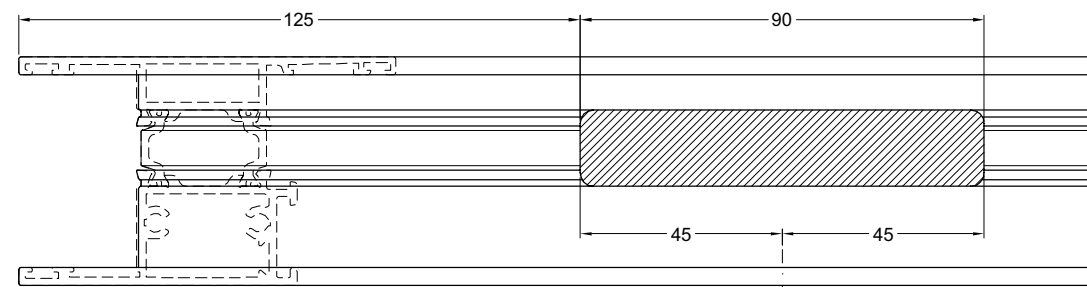
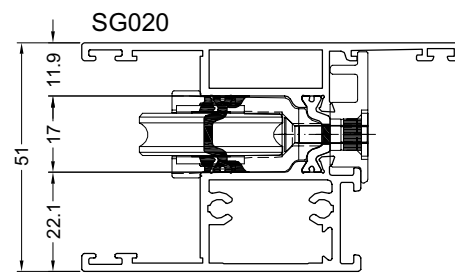
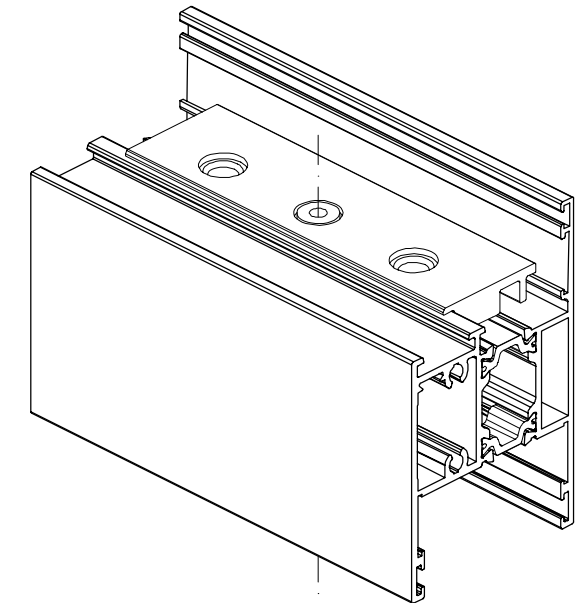
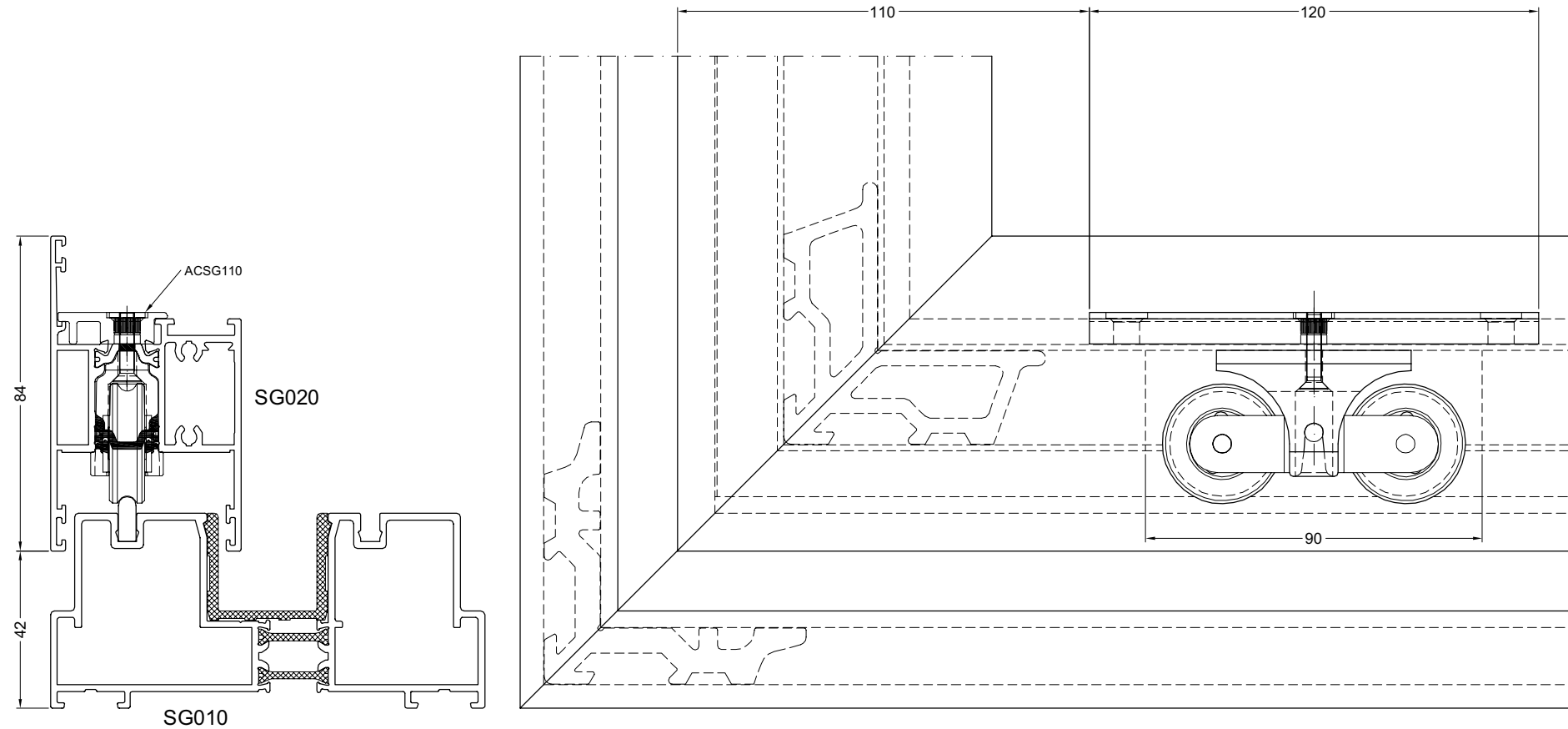
MONTAGE ACSG044  
MONTAGE ACSG044  
MONTAGE ACSG044  
MONTAGE ACSG044

WERKTEKENINGEN - DESSINS DE CONSTRUCTION - KONSTRUKTIONZEICHNUNGEN - CONSTRUCTION DRAWINGS



MONTAGE ACSG110  
MONTAGE ACSG110  
MONTAGE ACSG110  
MONTAGE ACSG110

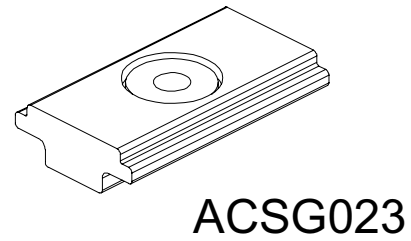
WERKTEKENINGEN - DESSINS DE CONSTRUCTION - KONSTRUKTIONZEICHNUNGEN - CONSTRUCTION DRAWINGS



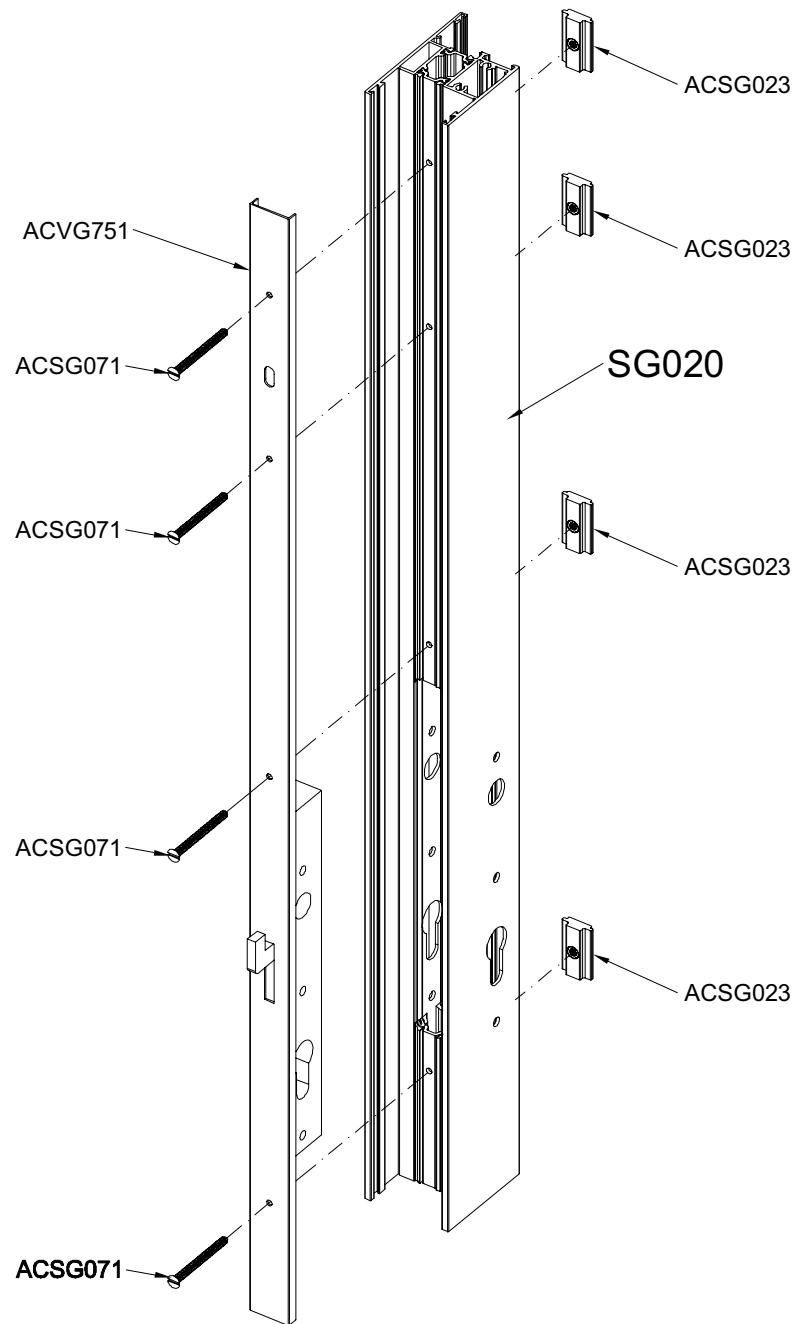
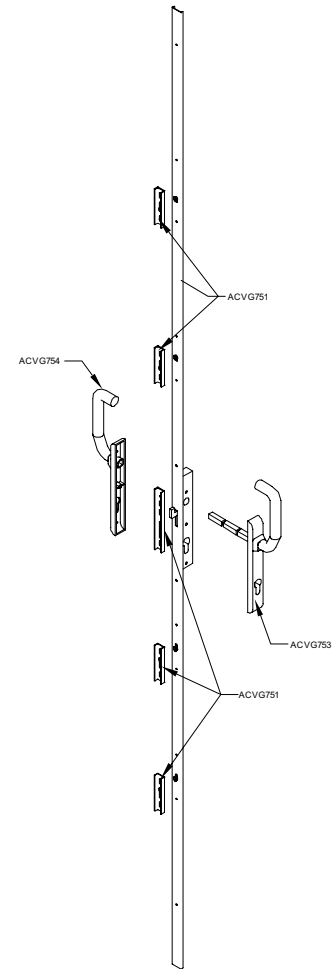
monwiel

MONTAGE ACSL023 / ACSL024  
MONTAGE ACSL023 / ACSL024  
MONTAGE ACSL023 / ACSL024  
MONTAGE ACSL023 / ACSL024

WERKTEKENINGEN - DESSINS DE CONSTRUCTION - KONSTRUKTIONZEICHNUNGEN - CONSTRUCTION DRAWINGS

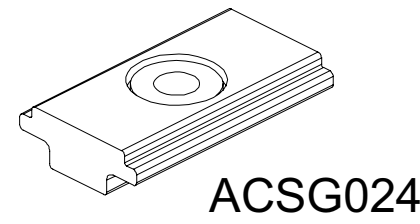


ACSG023

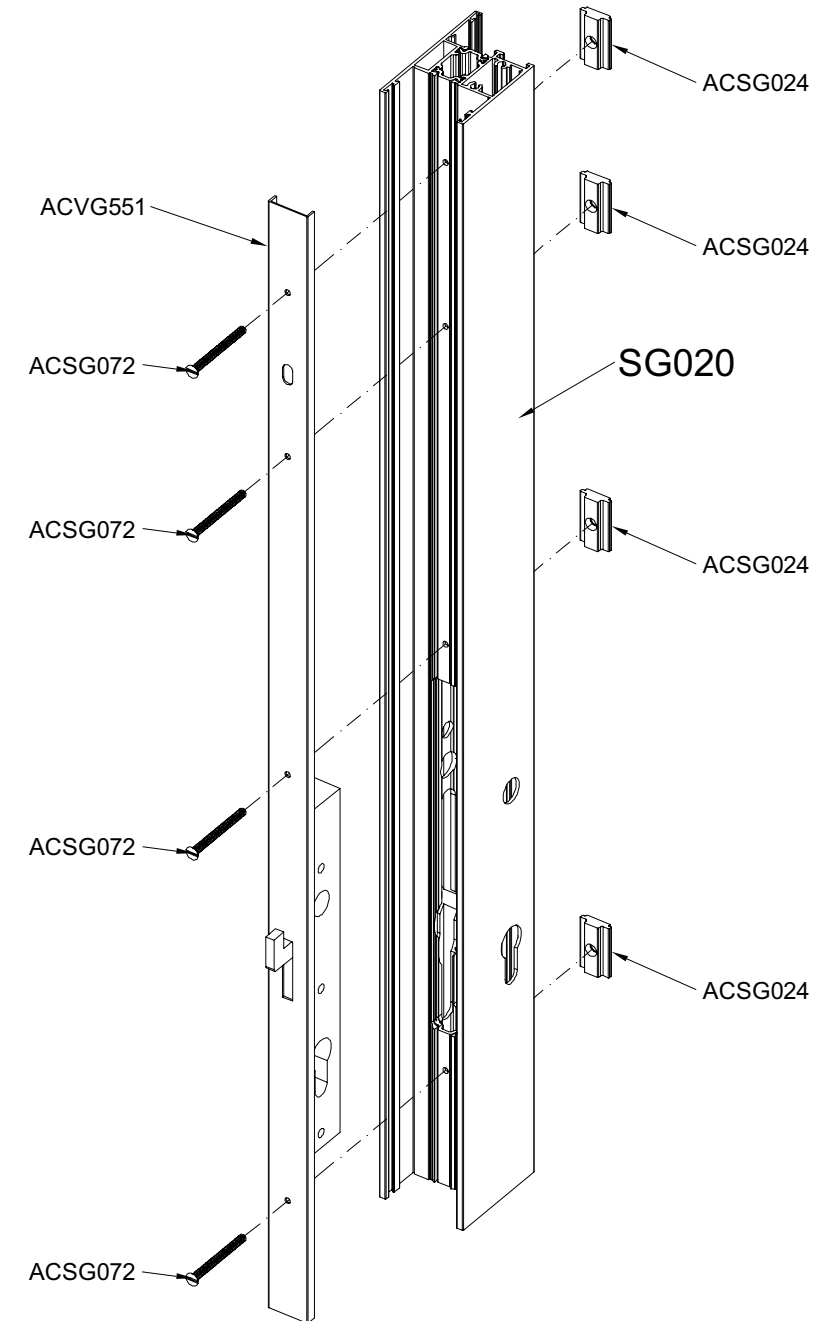
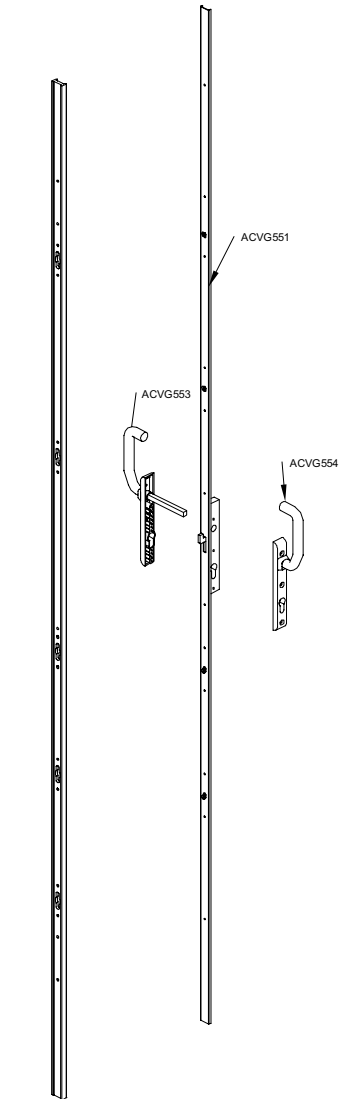


5 puntslot  
Serrure 5 points  
5 Punkt Schloss  
Lock with 5 points

monacsg023



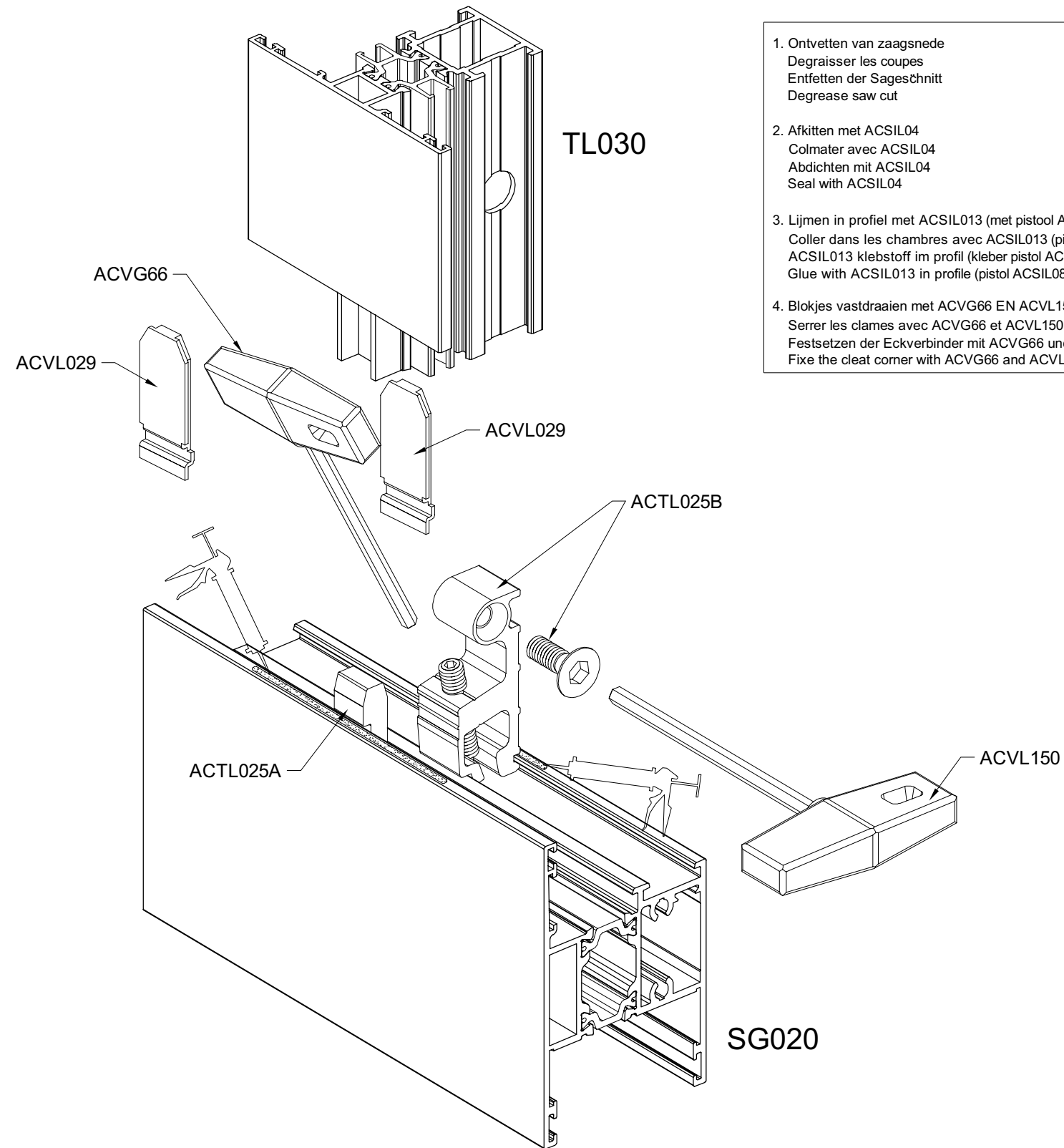
ACSG024



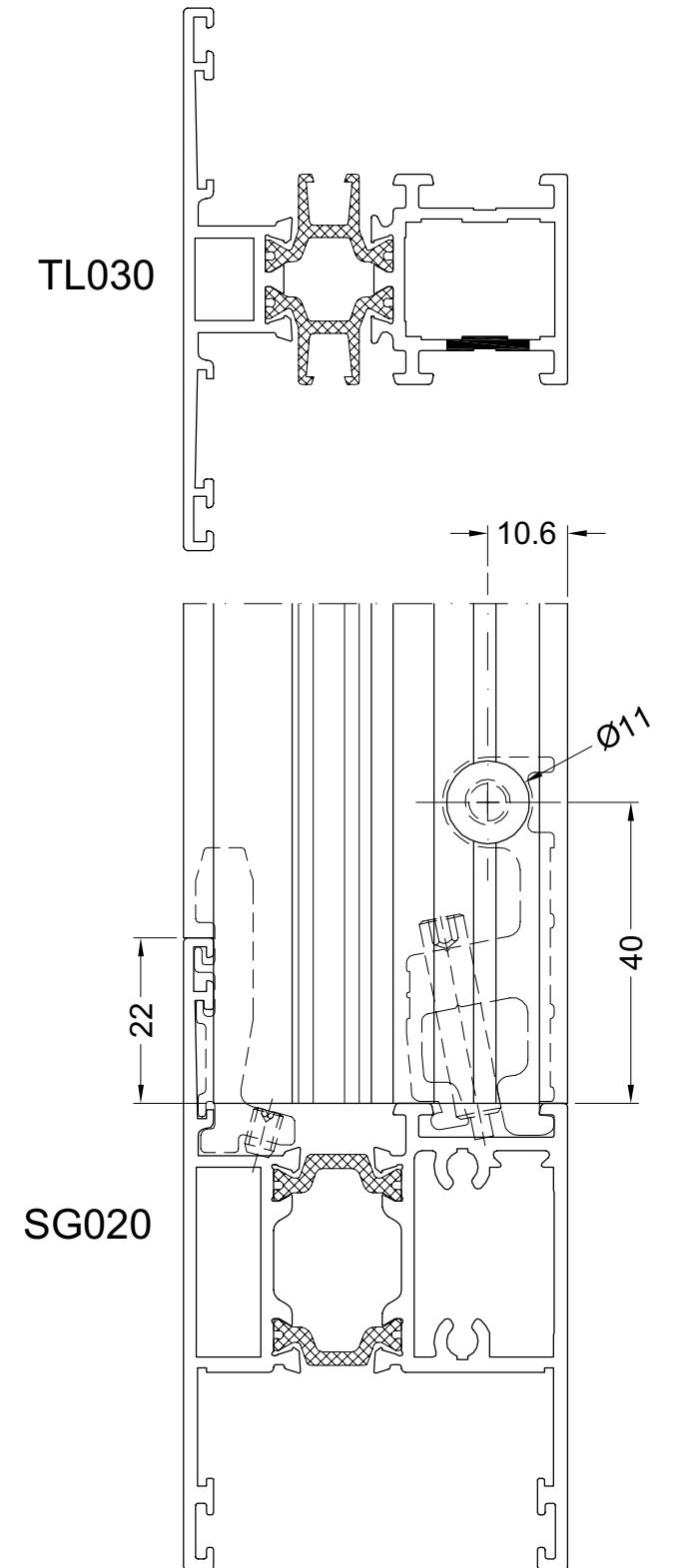
Inbraakvertragend 5 puntslot  
Serrure 5 points - anti effraction  
5 Punkt Schloss - einbruchhemmend  
Lock with 5 points - burglary proof

MONTAGE T-PROFIEL  
MONTAGE TRAVERS  
MONTAGE SPROSSENPROFIL  
MONTAGE TRANSOM

WERKTEKENINGEN - DESSINS DE CONSTRUCTION - KONSTRUKTIONZEICHNUNGEN - CONSTRUCTION DRAWINGS

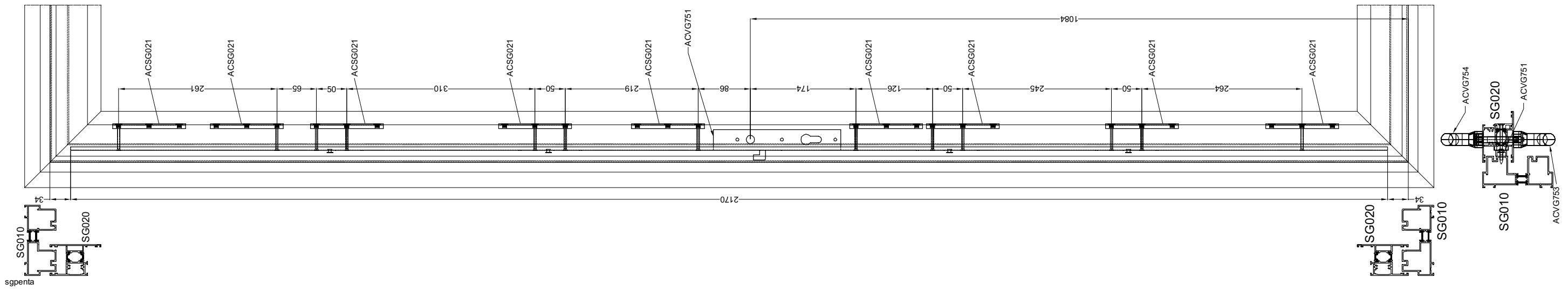
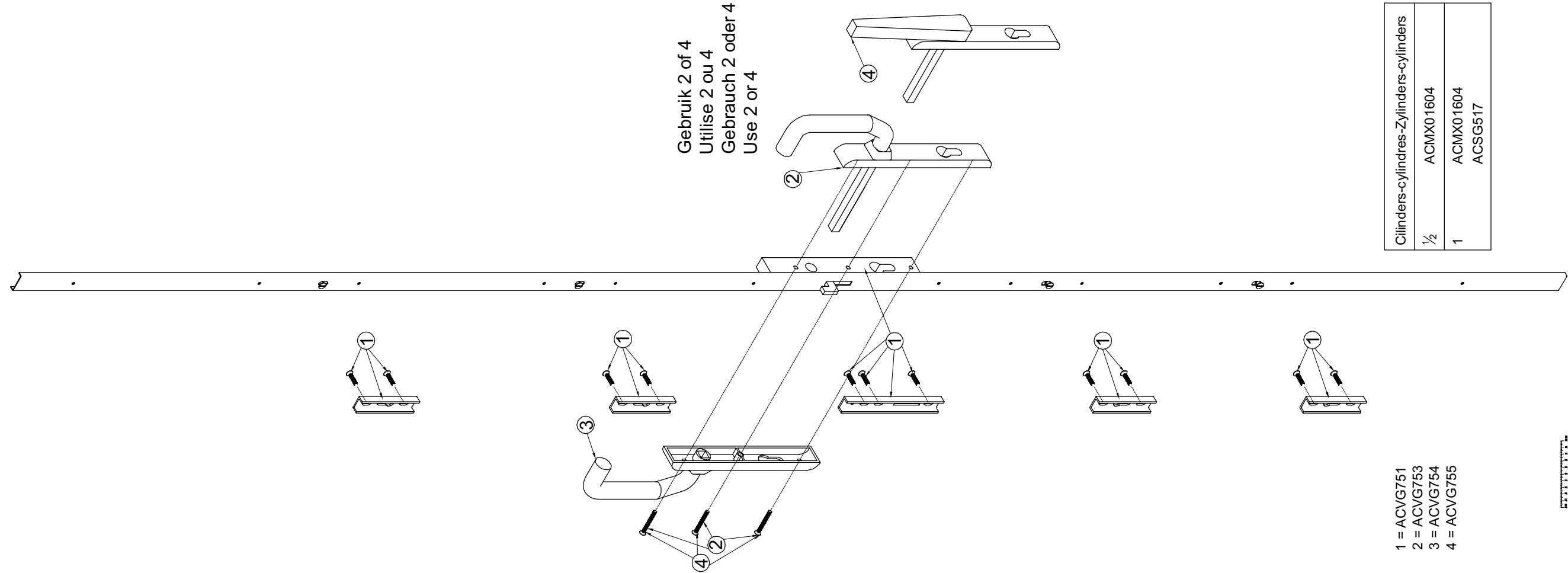


1. Ontvetten van zaagsnede  
Degraisser les coupes  
Entfetten der Sageschnitt  
Degrease saw cut
2. Afkitten met ACSIL04  
Colmater avec ACSIL04  
Abdichten mit ACSIL04  
Seal with ACSIL04
3. Lijmen in profiel met ACSIL013 (met pistool ACSIL08)  
Coller dans les chambres avec ACSIL013 (pistolet ACSIL08)  
ACSIL013 klebstoff im profil (kleber pistol ACSIL08)  
Glue with ACSIL013 in profile (pistol ACSIL08)
4. Blokjes vastdraaien met ACVG66 EN ACVL150  
Serrer les clames avec ACVG66 et ACVL150  
Festsetzen der Eckverbinder mit ACVG66 und ACVL150  
Fixe the cleat corner with ACVG66 and ACVL150



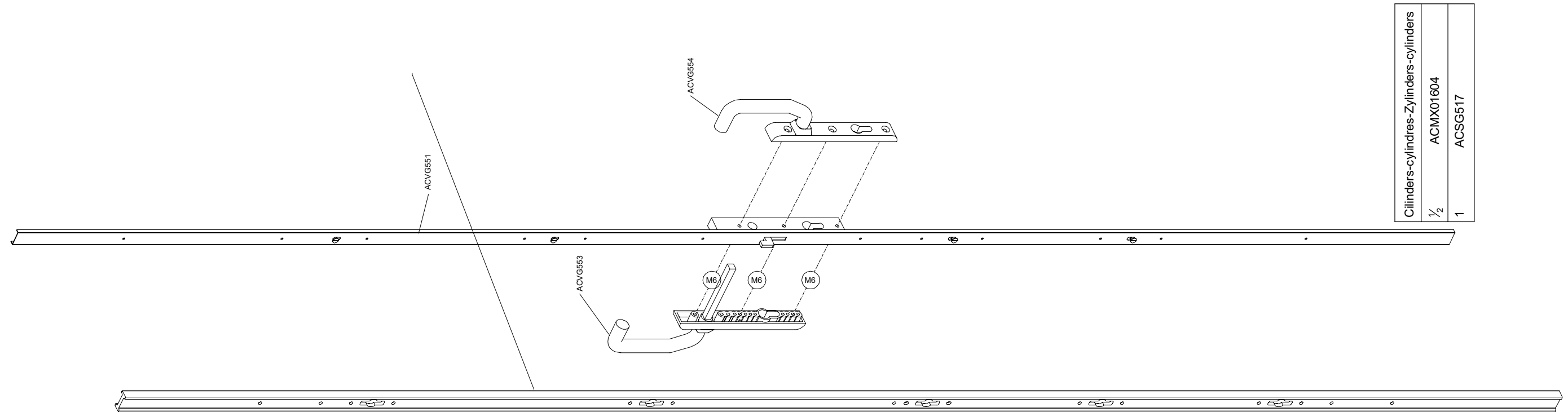
MONTAGE PENTALOCK  
MONTAGE PENTALOCK  
MONTAGE PENTALOCK  
MONTAGE PENTALOCK

WERKTEKENINGEN - DESSINS DE CONSTRUCTION - KONSTRUKTIONZEICHNUNGEN - CONSTRUCTION DRAWINGS

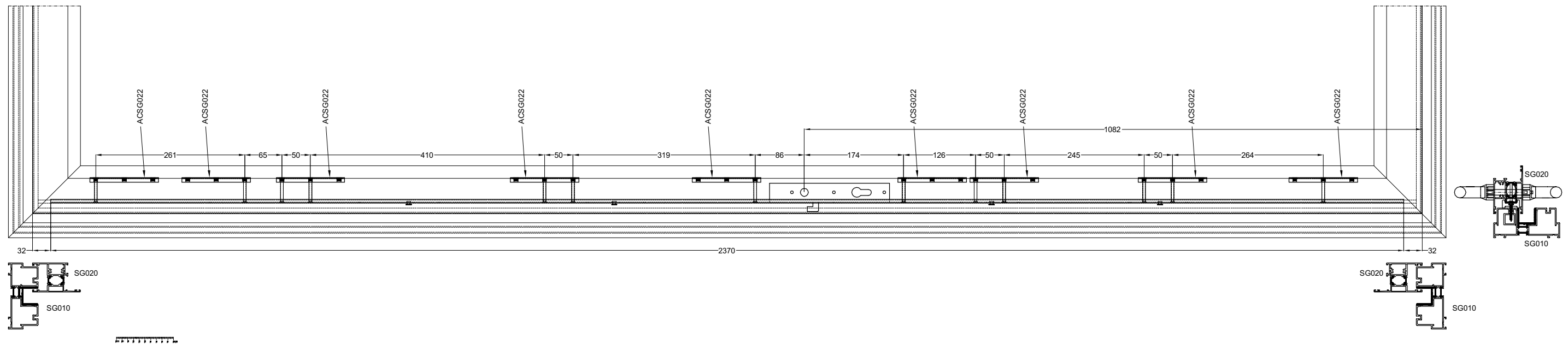


MONTAGE INBRAAK VERTRAGENDE PENTALOCK  
MONTAGE PENTALOCK ANTI EFFRACTION  
MONTAGE PENTALOCK EINBRUCHHEMMEND  
MONTAGE BURGLARY PROOF PENTALOCK

WERKTEKENINGEN - DESSINS DE CONSTRUCTION - KONSTRUKTIONZEICHNUNGEN - CONSTRUCTION DRAWINGS



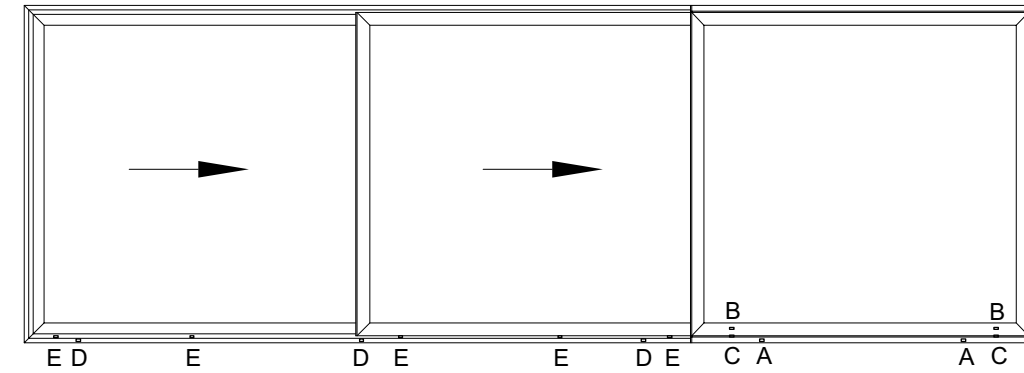
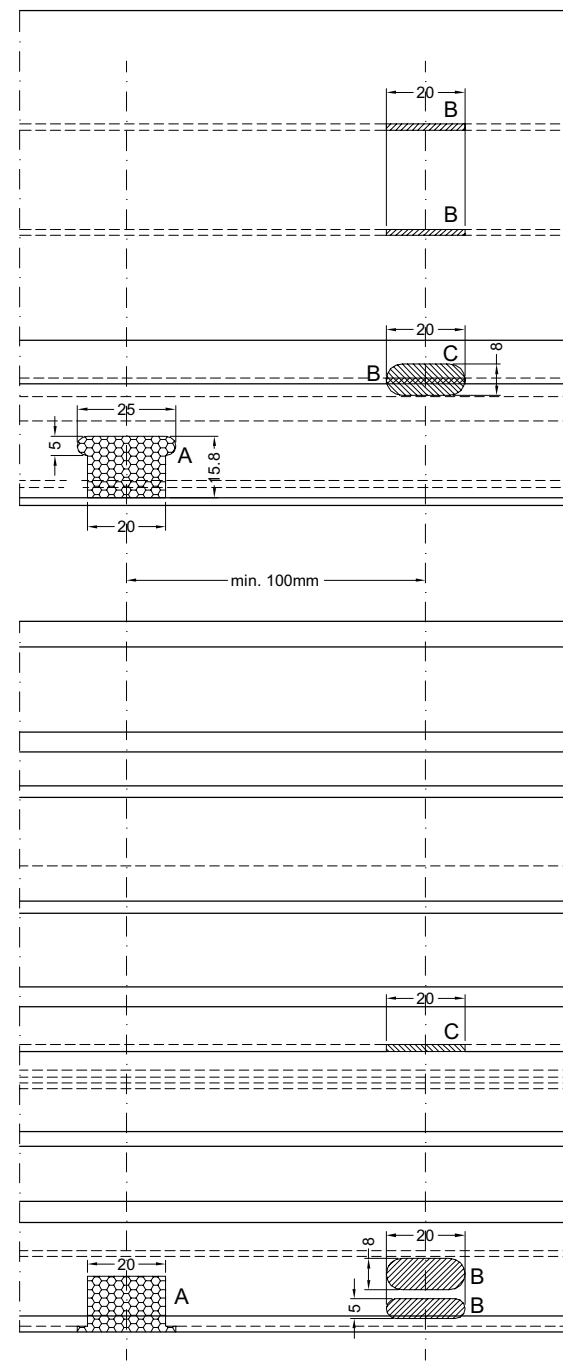
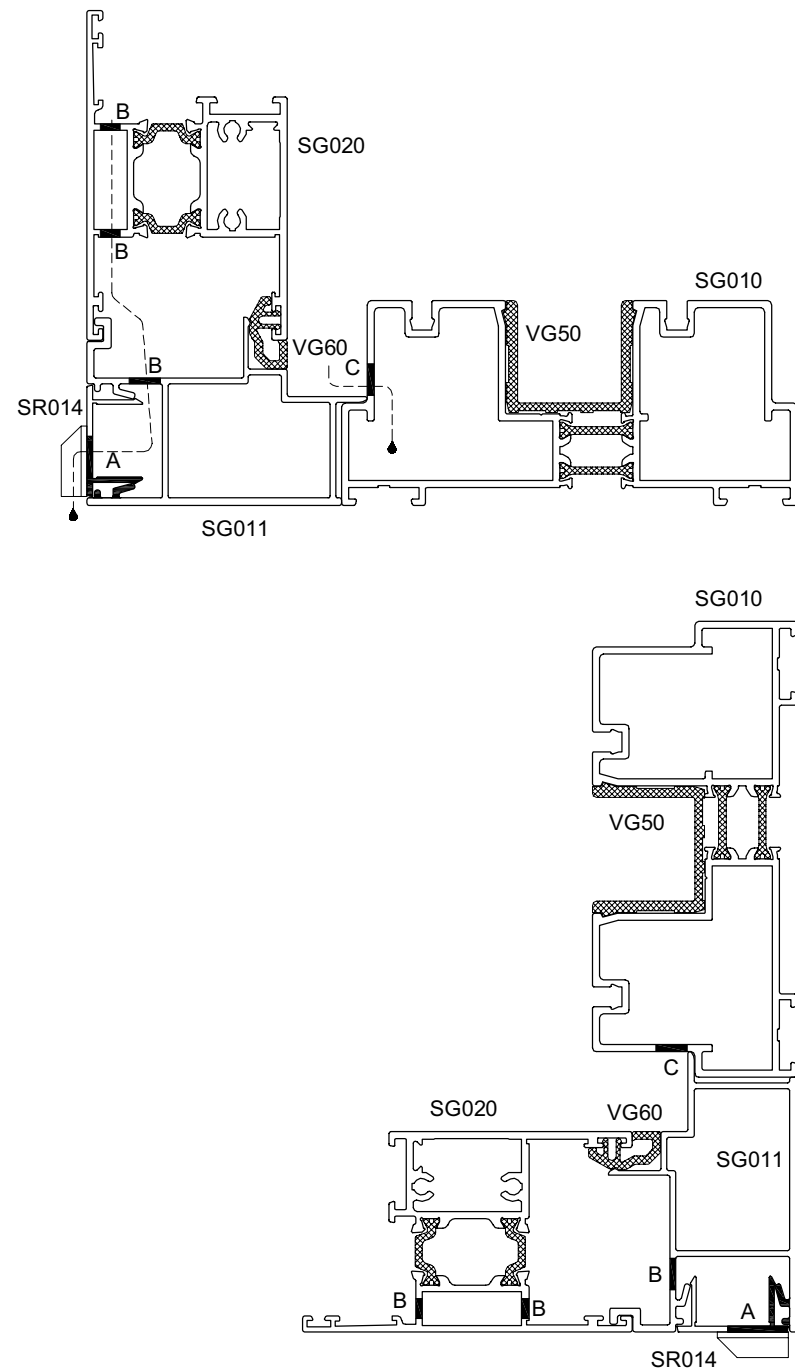
Cilinders-cylinders-Zylinders-cylinders	
1/2	ACMX01604
1	ACSG517



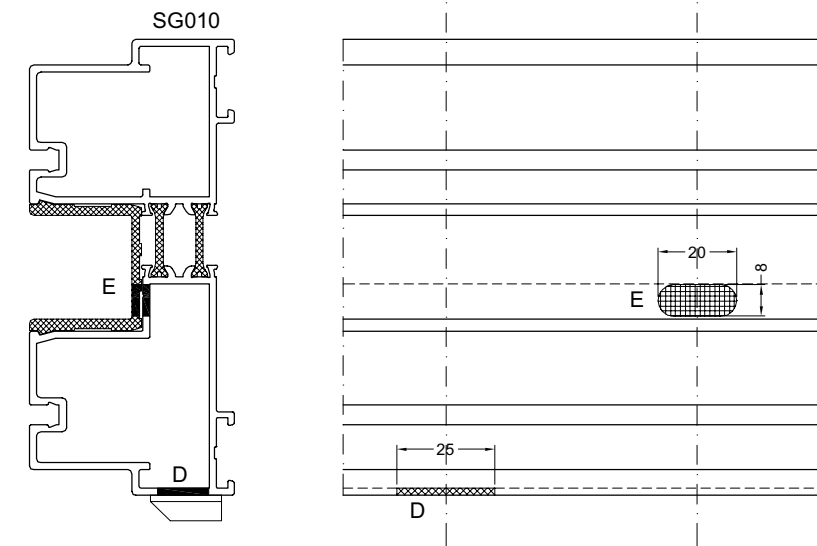
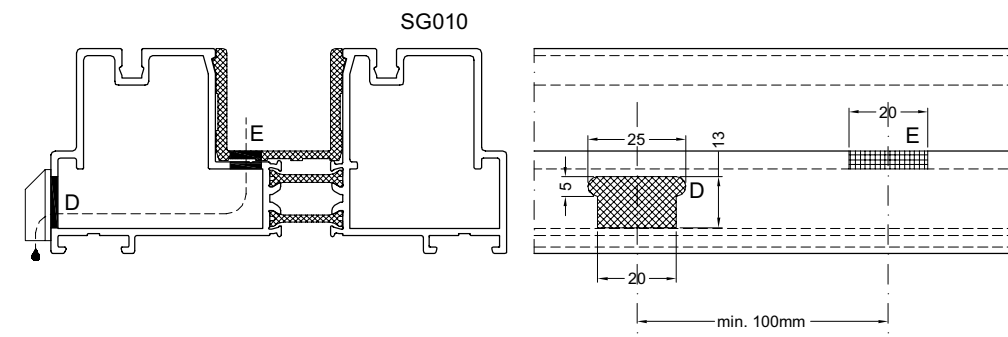
macvg551

UITSPARING VOOR ONTWATERING  
ENTAILLE POUR ECOULEMENT D'EAU  
EINBAU FÜR ENTWASSERUNG  
EMBEDDING FOR WATER OUTLET

WERKTEKENINGEN - DESSINS DE CONSTRUCTION - KONSTRUKTIONZEICHNUNGEN - CONSTRUCTION DRAWINGS



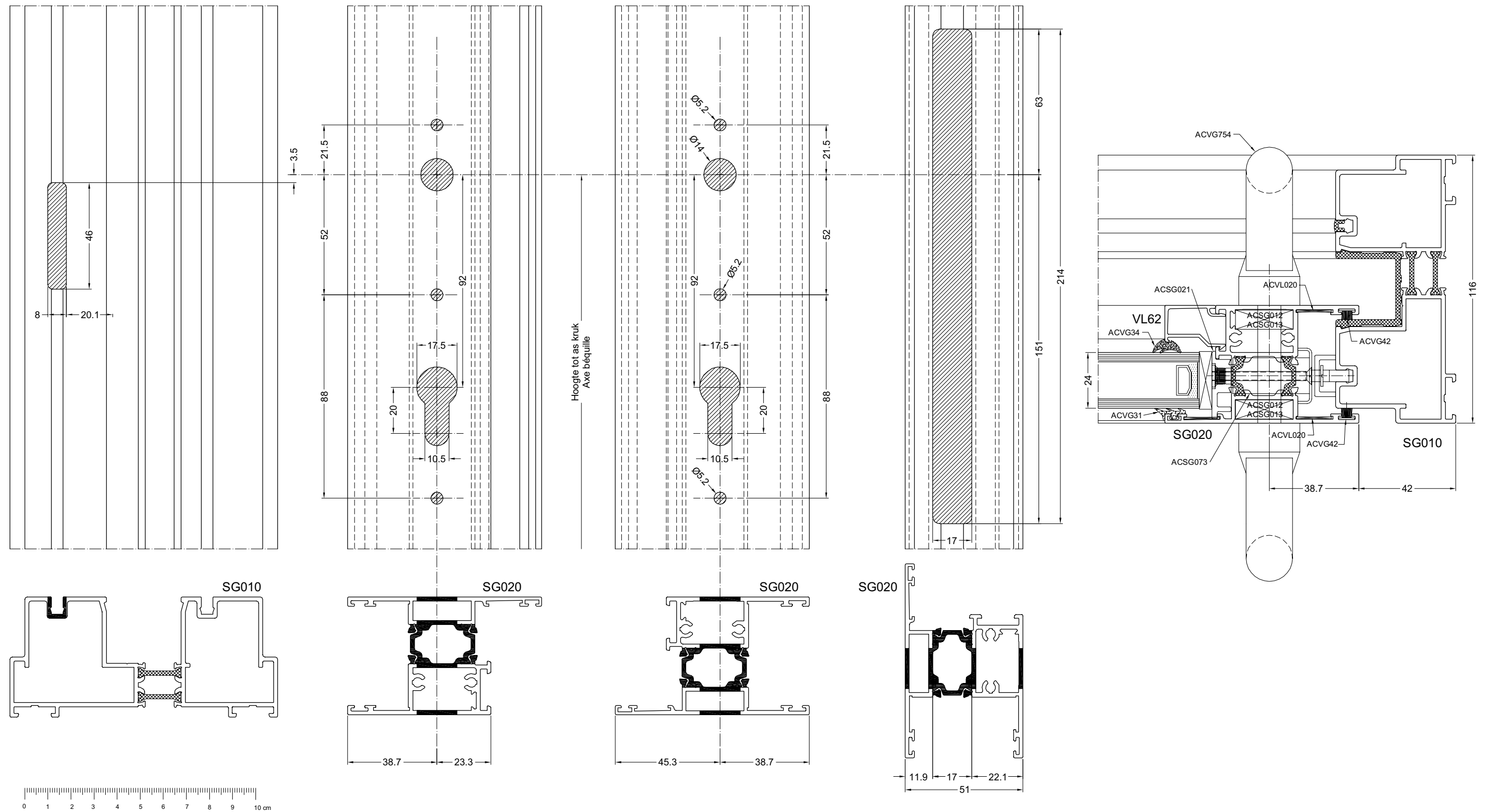
- A 2x
- B 2x
- C 2x
- D 3x
- E 5x





UITSPARING VOOR ACSG073  
ENTAILLE POUR ACSG073  
EINBAU FÜR ACSG073  
EMBEDDING FOR ACSG073

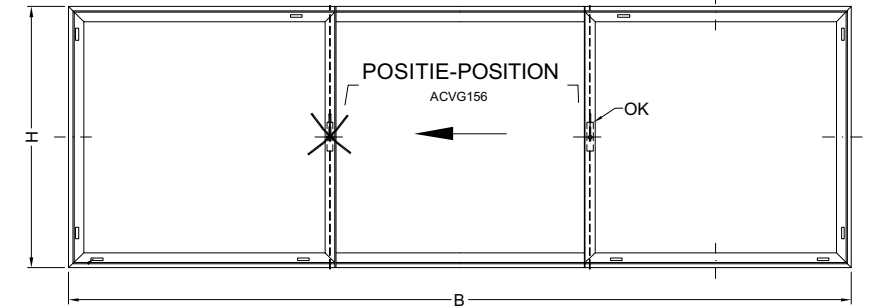
WERKTEKENINGEN - DESSINS DE CONSTRUCTION - KONSTRUKTIONZEICHNUNGEN - CONSTRUCTION DRAWINGS



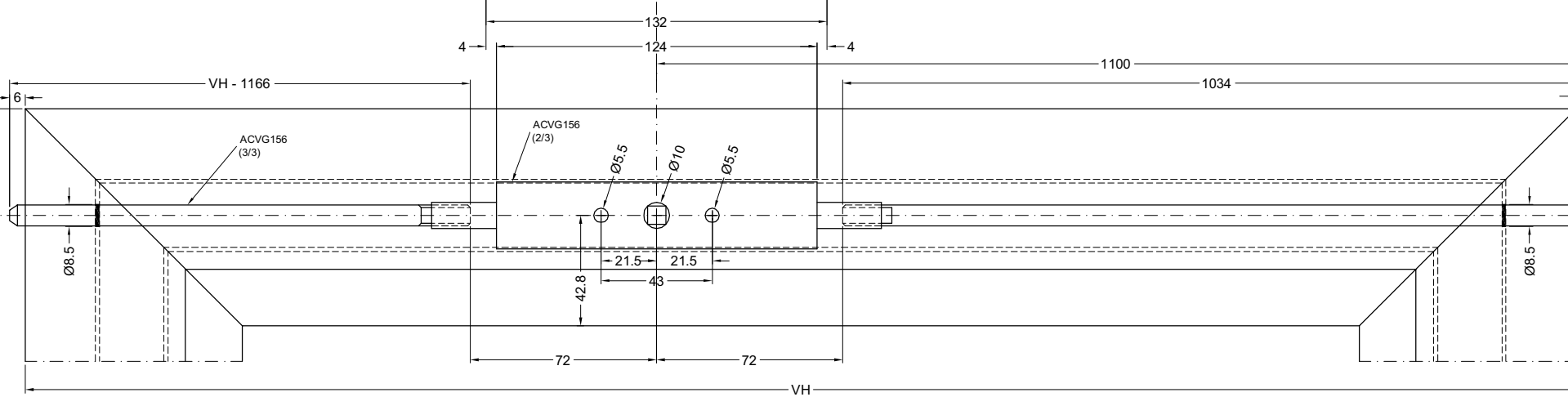
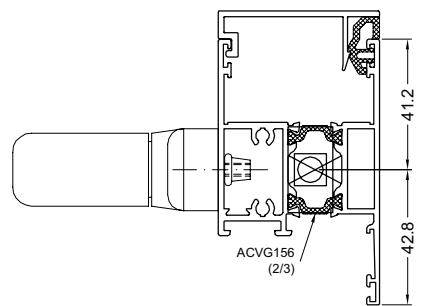
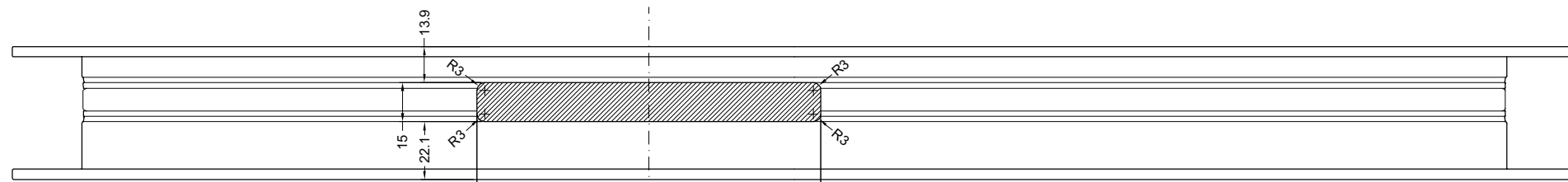
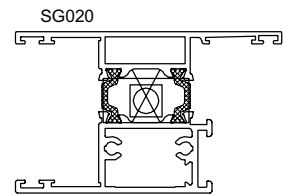
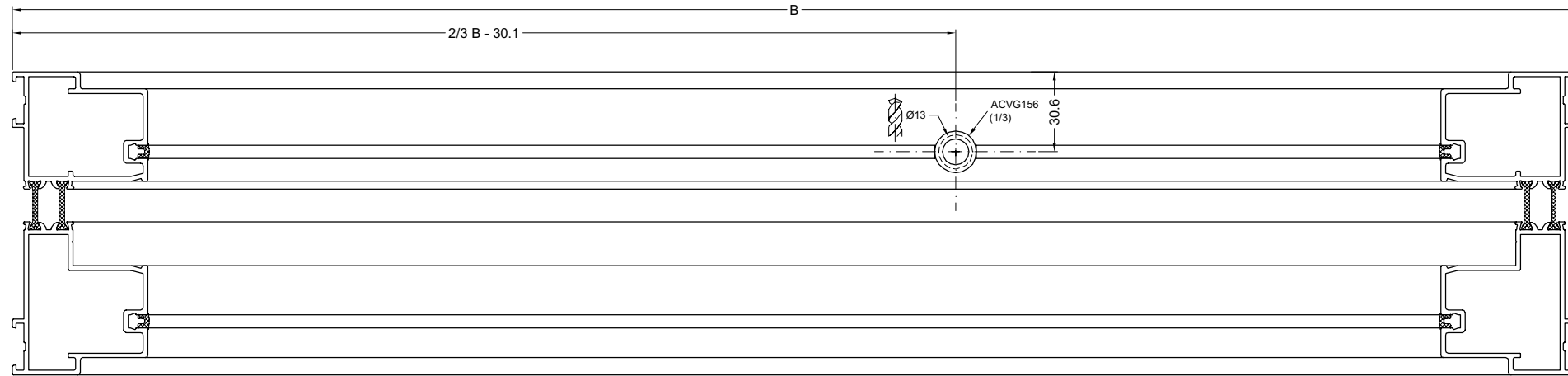
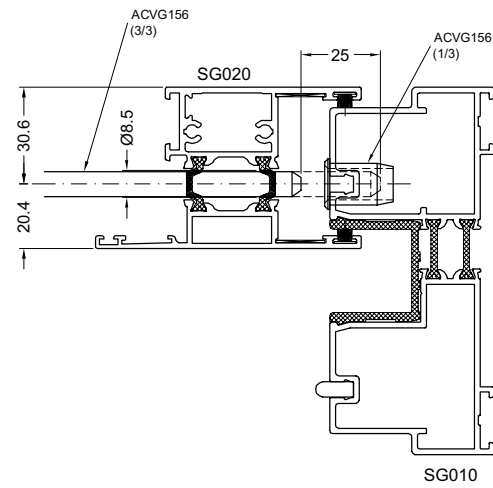
slot

UITSPARING VOOR ACVG156 IN 3-DELIG SCHUIFRAAM  
 ENTAILLE POUR ACVG156 DANS 3 VANTAUX COULISSANTS  
 EINBAU FÜR ACVG156 IN 3 FLÜGEL SCHIEBEFENSTER  
 EMBEDDING FOR ACVG156 IN 3 PANEL SLIDING WINDOW

WERKTEKENINGEN - DESSINS DE CONSTRUCTION - KONSTRUKTIONZEICHNUNGEN - CONSTRUCTION DRAWINGS



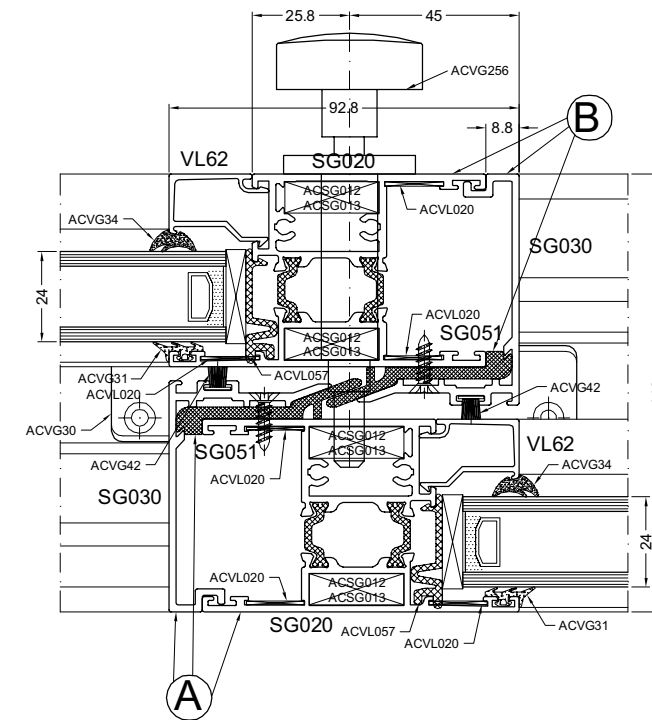
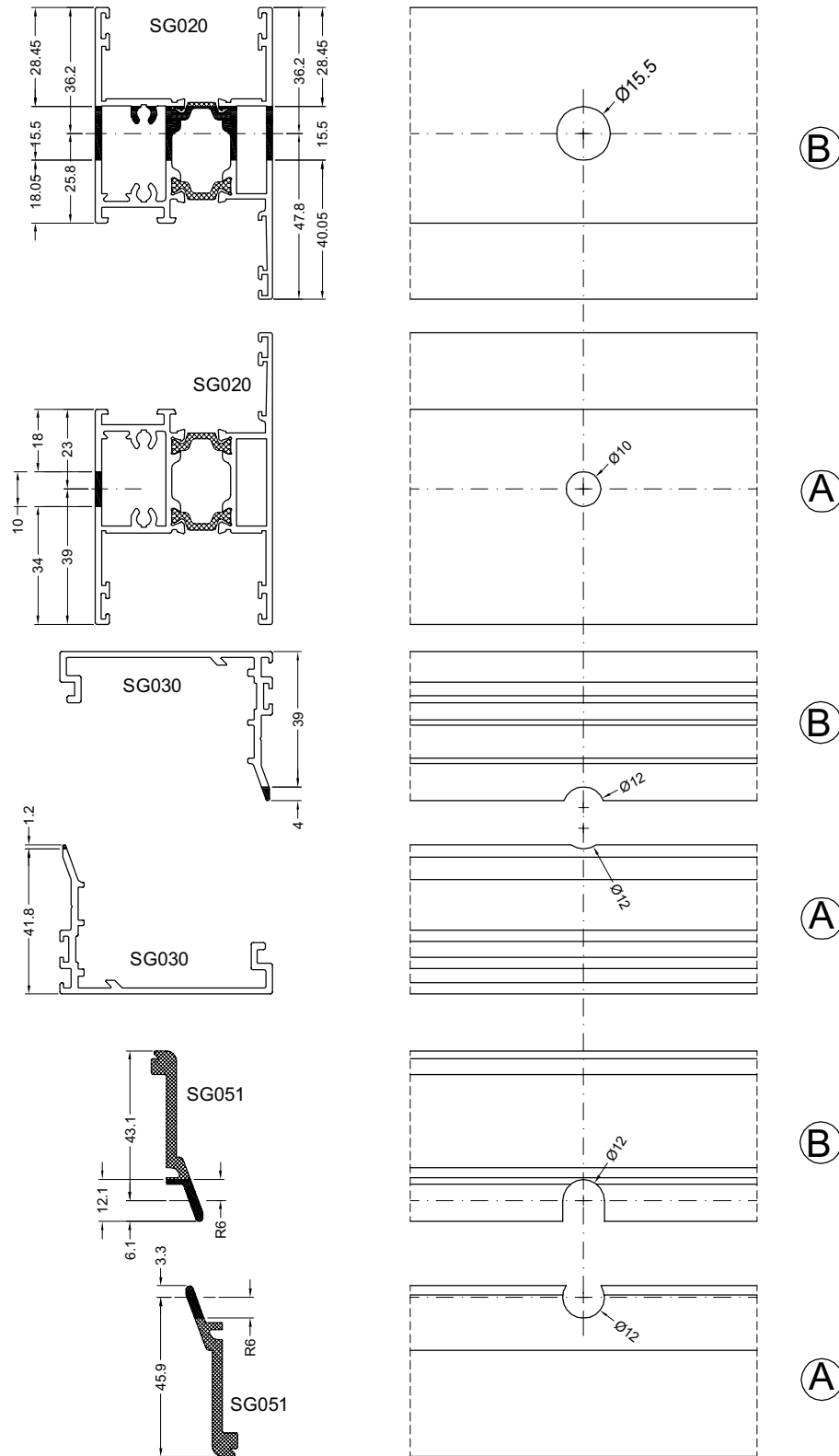
BUITENZIJDJE - EXTERIEUR - AUSENSEITE-OUTSIDE



ONDERZIJDJE  
 DESSOUS  
 UNTERSEITE  
 BOTTOM

UITSPARING VOOR ACVG256  
ENTAILLE POUR ACVG256  
EINBAU FÜR ACVG256  
EMBEDDING FOR ACVG256

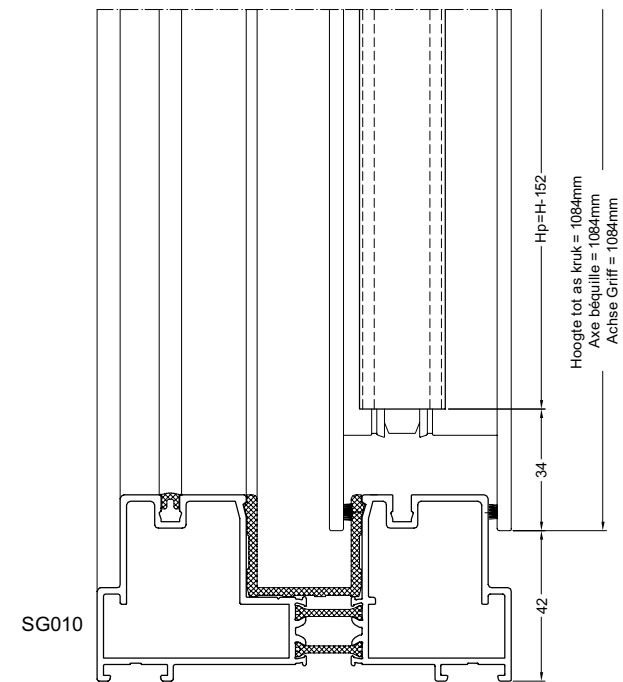
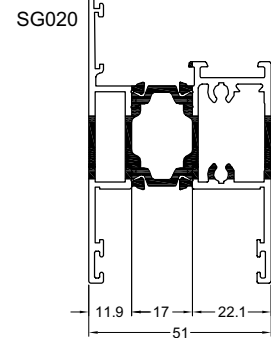
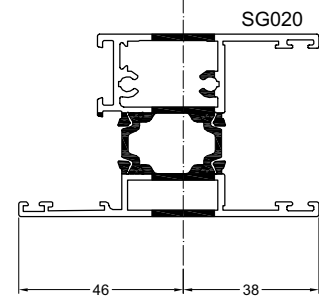
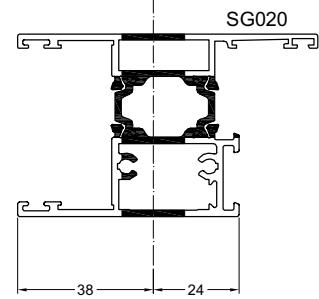
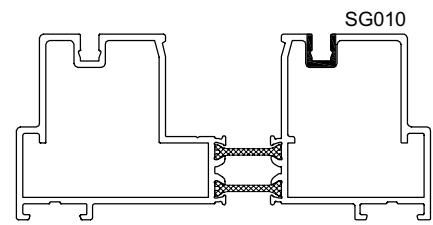
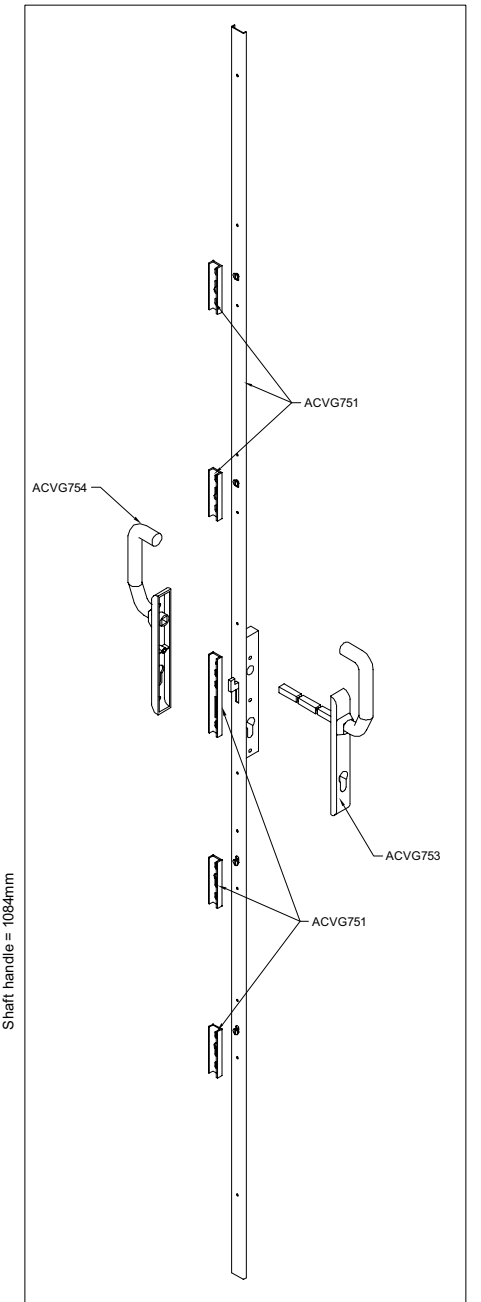
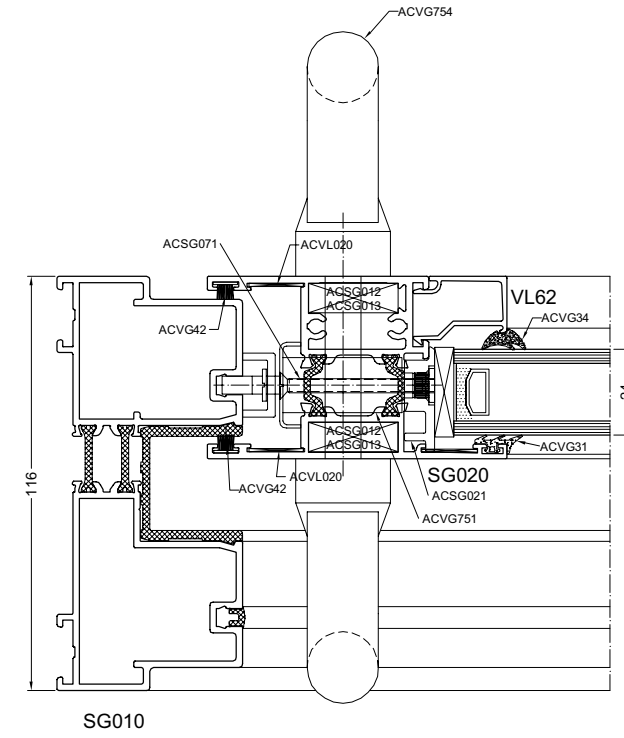
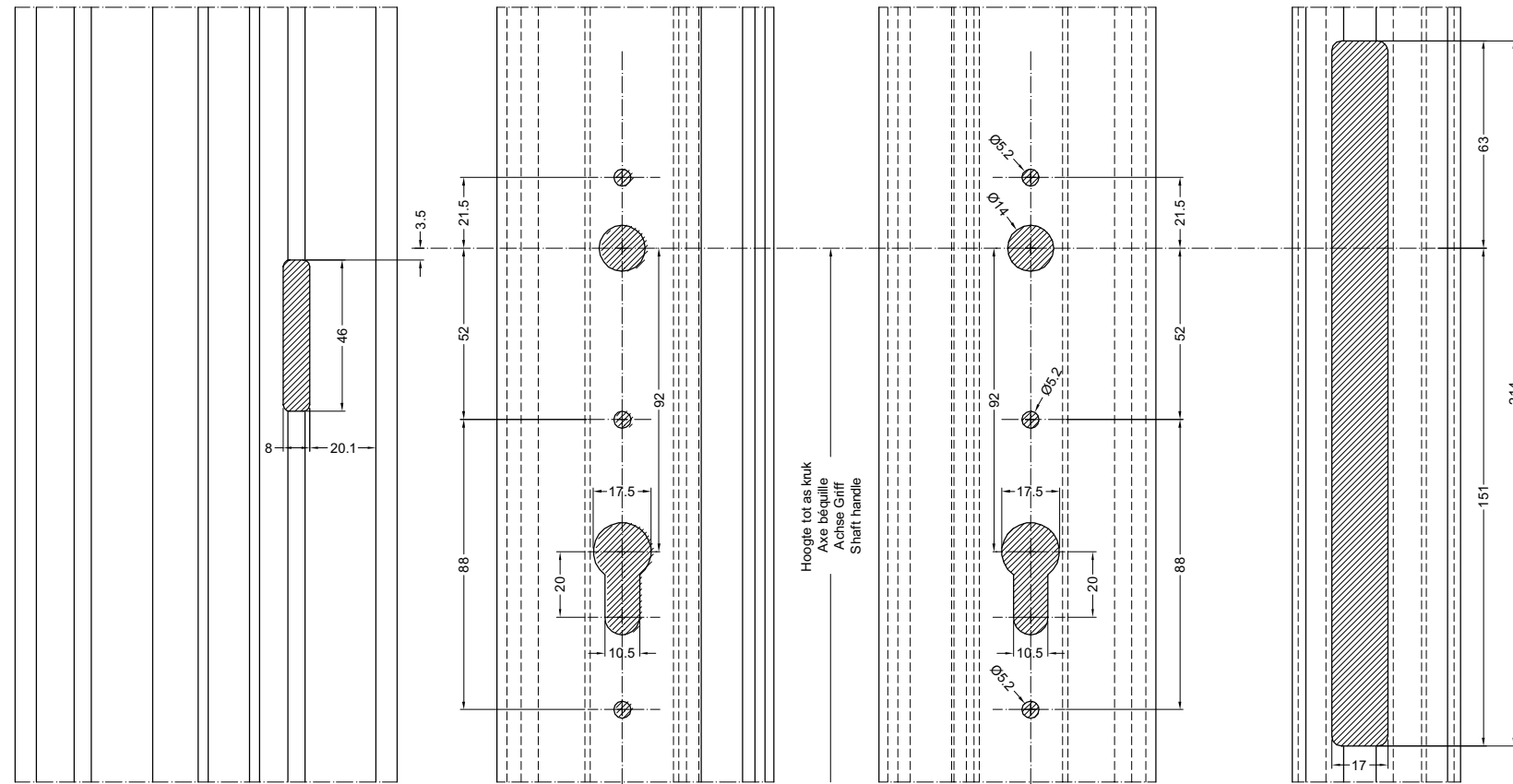
WERKTEKENINGEN - DESSINS DE CONSTRUCTION - KONSTRUKTIONZEICHNUNGEN - CONSTRUCTION DRAWINGS





UITSPARING VOOR ACVG751  
ENTAILLE POUR ACVG751  
EINBAU FÜR ACVG751  
EMBEDDING FOR ACVG751

WERKTEKENINGEN - DESSINS DE CONSTRUCTION - KONSTRUKTIONZEICHNUNGEN - CONSTRUCTION DRAWINGS



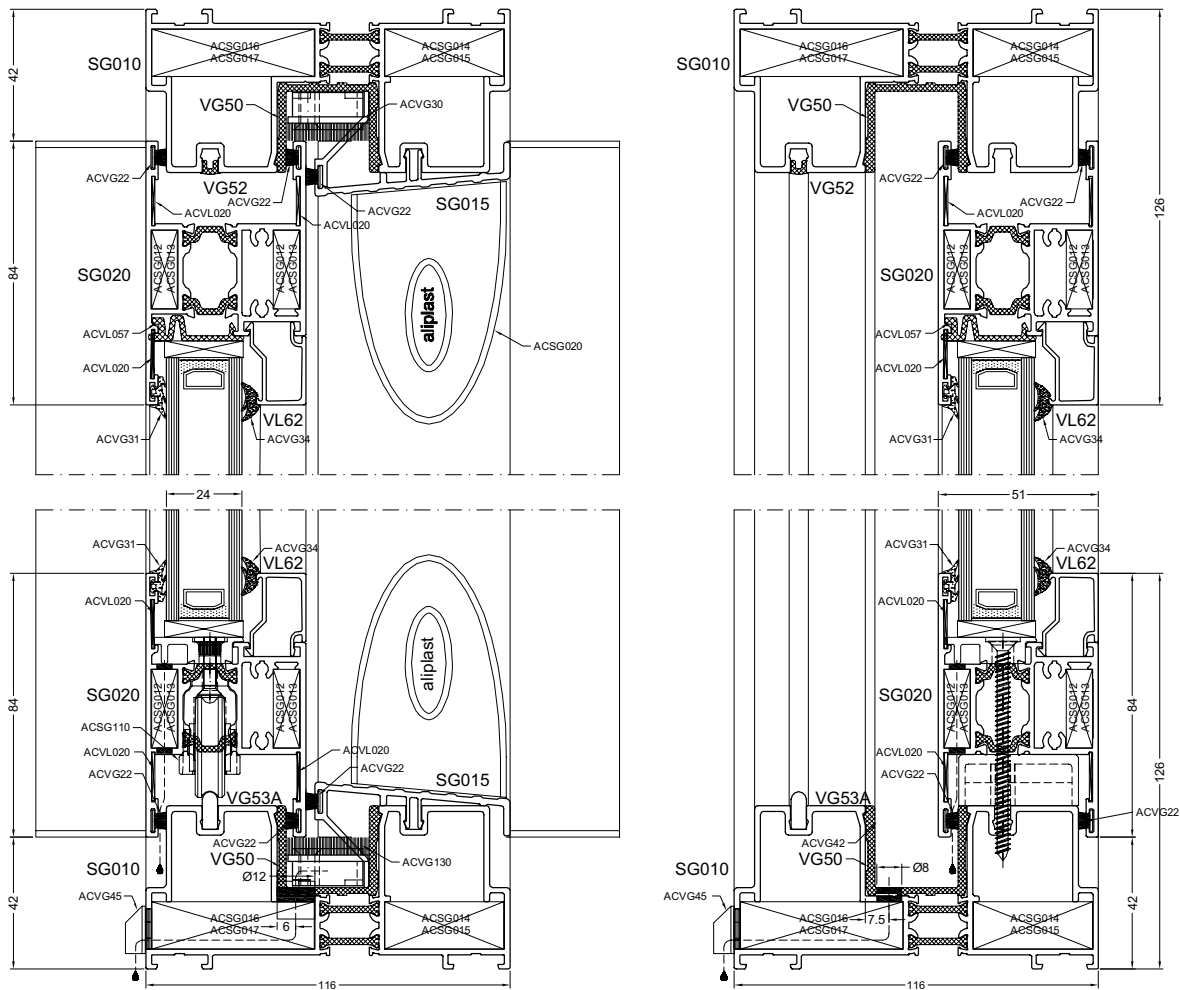
Hp=Hoogte meerpuntsluiting  
Hp=Hauteur serrure a cinq points



slot2

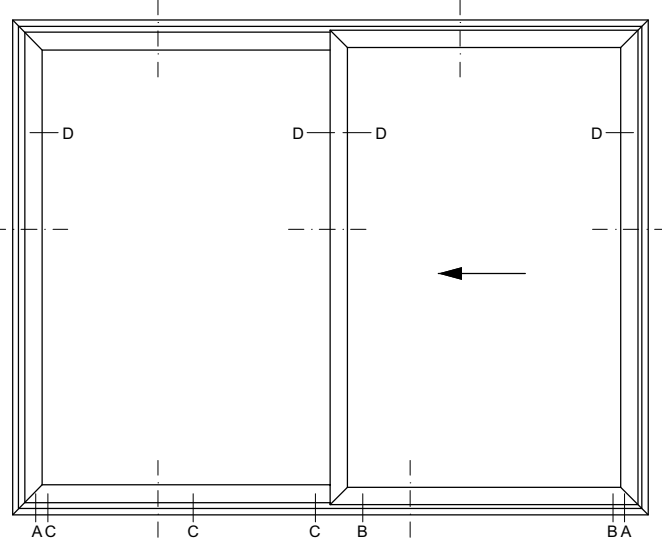
ONTLUCHTING EN ONTWATERING VOOR PRESTATIENIVEAU PA3-PE4  
 VENTILATION ET DRAINAGE POUR NIVEAU DE PRESTATIONS PA3-PE4  
 ENTLUFTUNG UND ENTWASSERUNG FÜR LEISTUNG NIVEAU PA3-PE4  
 VENTILATION AND DRAINING FOR PERFORMANCE LEVEL PA3-PE4

WERKTEKENINGEN - DESSINS DE CONSTRUCTION - KONSTRUKTIONZEICHNUNGEN - CONSTRUCTION DRAWINGS



Voor prestatieniveau PA3 - PE4  
 Pour niveau de prestations PA3 - PE4  
 Für leistung niveau PA3 -PE4  
 For performance level PA3-PE4

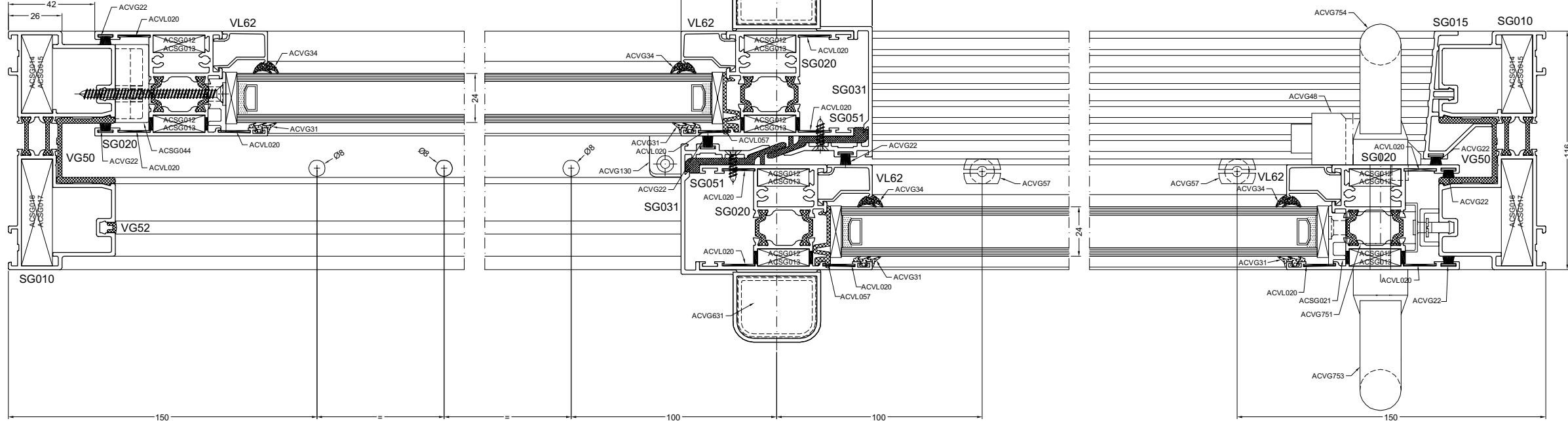
	ACVG57	Stormventieltje Clapet anti-refoulement Sturm ventil Storm valve
	ACVG22	Borstelafdichting 7,5mm+3mm Brosse 7,5mm+3mm Burste 7,5mm+3mm Brush 7,5mm+3mm



A : Afdekkap waterafvoer  
 B : Stormventieltje  
 C : Boorgat Ø8mm  
 D : Ontluchting

MAXIMAAL VLEUGELGEWICHT  
 POIDS MAXIMUM PAR VANTAIL  
 MAXIMAL FLUGELGEWICHT  
 MAX. WEIGHT OF THE VENT

150 KG



storm