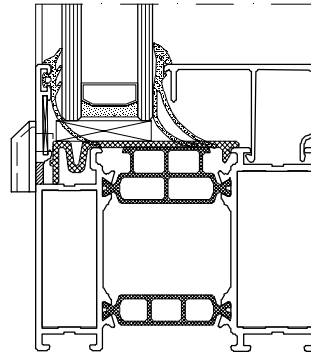


superial

5/2/2008

RAMEN EN DEUREN - 75mm
FENETRES ET PORTES - 75mm
FENSTER UND TUREN - 75mm
WINDOWS AND DOORS - 75mm



SPa	PROFIELEN _____ P. 21 PROFILS PROFILE PROFILES
SPb	TOEBEHOREN _____ P. 57 ACCESSOIRES ZUBEHORTEILE ACCESSORIES
SPc	DOORSNEDEN _____ P. 111 COUPES SCHNITT SECTIONS
SPd	STATICA _____ P. 187 STATIQUE STATIK STATICS
SPe	ZAAGTABELLEN _____ P. 191 TABLES DE SCIAGES ZUSCHNITT-TABELLEN SAWING TABLES
SPf	WERKTEKENINGEN _____ P. 203 DESSINS DE CONSTRUCTION KONSTRUKTIONZEICHNUNGEN CONSTRUCTION DRAWINGS

AFKORTINGEN / ABBREVIATIONS / ABKURZUNGEN / ABBREVIATIONS

BR = BRUT - BRUT - ROH - BRUT

AN = GEANODISEERD - ANODISE - ELOXIERT - ANODISED

AN (■) = GELAKT - LAQUE - LACKIERT - LACQUERED -- RAL9006M

KL = STANDAARDKLEUREN - COULEURS STANDARDS - BASIS FARBEN - BASIC COLORS

GS = SPECIAAL GEMOFFELD - LAQUE SPECIAL - SPECIALFARBE - SPECIAL COLOR

Z = ZWART - NOIR - SCHWARZ - BLACK

W = WIT - BLANC - WEISS - WHITE

De tekeningen die voorgesteld zijn op schaal 1:1, kunnen kleine maatafwijkingen vertonen, te wijten aan de reproductietechniek van deze catalogoog.

Les dessins représentés à l'échelle 1 peuvent avoir de légères variations dimensionnelles dues aux techniques de reproduction de ce catalogue.

Die Zeichnungen im Maßstab 1:1 können aus technischen Reproduktionsgründen leichte Messungsschwankungen darstellen.

The drawings represented on a scale 1 basis may have light dimensional variations due to the reproduction of the manual.

BUITENKADERS	P. 21
PROFILS D'ENCADREMENT KADERPROFILE OUTER FRAMES	
VLEUGELPROFIELEN	P. 26
OUVRANTS FLUGELPROFILE VENT PROFILES	
TUSSENREGELS	P. 29
TRAVERS SPROSSENPROFILE TRANSOMS	
STOLPPROFIELEN	P. 35
MAUCLAIRS STULP PROFILE DOUBLE CASEMENT PROFILES	
OMKEERPROFIELEN	P. 36
INVERSEURS UMKEHRUNG PROFILE REVERSING ROD	
HOEKPROFIELEN	P. 37
POTEAUX D'ANGLE ECKPROFILE CORNER PROFILES	
GLASLATTEN	P. 42
LATTES A VITRAGE GLASLEISTE GLAZING BEADS	
ROLLUIKPROFIELEN	P. 46
STORE PROFILS ROLLADEN PROFILE SHUTTER PROFILES	
DORPELPROFIELEN	P. 47
SEUILS SOLLPROFILE SILL MEMBERS	
PLINTPROFIELEN	P. 50
PROFILS DE PLINTHE SOCKELPROFILE TRANSOM	
OPZETPROFIELEN	P. 52
PROFILS REHAUSSEMENT ERHOHUNG PROFILE TRANSOM	

DIVERSE PROFIELEN

P. 54

PROFILS DIVERS
DIVERS PROFILEN
VARIED PROFILES

RAMEN _____ P. 111

FENETRES
RAHMEN
WINDOWS

KIPSCHUIF _____ P. 155

COULISSANT A TRANSLATION
KIPP-SCHIEBE
TILT-SLIDE

DEUREN _____ P. 161

PORTES
TUREN
DOORS

DUITSE DEUR _____ P. 167

PORTE ALLEMAND
DEUTSCHE TUR
GERMAN DOOR

GLASTABELLEN _____ P. 185

TABLES DE VITRAGE
BEGLAZUNG TABELLEN
GLAZING TABLES

RAMEN _____ P. 191
FENETRES
RAHMEN
WINDOWS

KIPSCHUIF RAMEN _____ P. 197
FENETRES COULISSANTES A TRANSLATION
KIPP-SCHIEBE FENSTER
TILT-SLIDING WINDOWS

DEUREN MET SP023 _____ P. 199
PORTES AVEC SP023
TUREN MIT SP023
DOORS WITH SP023

OPDEK DEUR _____ P. 201
PORTE A FRAPPE
ANSCHLAG TUR
INSIDE OPENING TOUCH DOOR

VLAKKE DEUR _____ P. 202
PORTE PLANE
FLACH TUR
INSIDE OPENING FLAT DOOR

TOEPASSINGSBEREIK DRAAIKIP RAAM - KIPDRAAI RAAM _____	P. 203
PORTEE D'UTILISATION CHASSIS OSCILLO-BATTANT / MANOEUVRE LOGIQUE ANWENDUNGSBEREICH DREH-KIPPFENSTER / KIPDREH FENSTER APPLICATION LIMIT TILT AND TURN WINDOW / TILT BEFORE TURN WINDOW	
VARIABELE HOEKPROFIELEN _____	P. 204
POTEAUX D'ANGLE ECKPROFILE VARIABEL CORNER PROFILES	
HOEKEN EN T-VERBINDERS _____	P. 205
CLAMES ET ASSEMBLAGE-T ECKVERBINDERS UND T-VERBINDERS CORNERS AND CONNECTING BRACKETS	
KIPRAAM _____	P. 215
FENETRE BATTANT KIPFLUGEL TILT CASEMENT	
UITSPARING KROK + WATERAFVOER _____	P. 216
ENTAILLE POUR CREMONE + DRAINAGE AUSSPARUNG FUR GETRIEBE + WASSERABSLUSS MACHINING FOR HANDLES + DRAINAGE	
ROLLUIK _____	P. 217
GUIDE STORE ROLLADEN FUHRUNG ROLLING SHUTTER	
ONTLUCHTING EN ONTWATERING _____	P. 219
VENTILATION ET DRAINAGE ENTLUFTUNG UND ENTWASSERUNG VENTILATION AND DRAINING	
SLOTEN EN UITSPARINGEN _____	P. 220
SERRURES ET ENTAILLES SCHLOSSER UND EINBAU LOCKS AND EMBEDDING	
MONTAGE ACIP670 _____	P. 226
MONTAGE ACIP670 MONTAGE ACIP670 MONTAGE ACIP670	

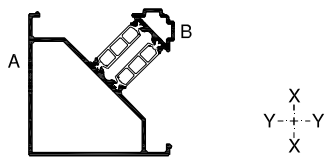
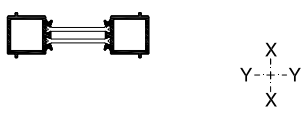




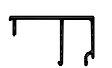
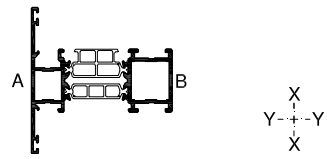
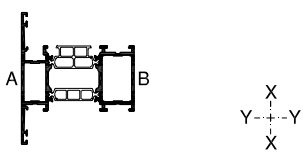
NUMMER NUMERO NUMBER	AFBEELDING IMAGE BILD PICTURE	BLAD PAGE SEITE PAGE	OMTREK PERIM. UMRIB PERIM. mm	MECH. MEC. MECH. MEC. mm	lx (cm4)	ly (cm4)	LENGTE LONG. LANGE LENGTH	VERP. PER EMB. PAR PACK PR.	BR	AN	KL	GS	M1
					Wx (cm3)	Wy (cm3)							
SP010		21	436.4	101	35.41 8.63	7.53 2.10	6.5	2	X	X	X	X	X
SP011		21	455.9	121	41.82 10.27	13.73 3.38	6.5	2	X	X	X	X	X
SP012		22	477.8	142.9	48.10 11.89	23.49 5.11	6.5	2	X	X	X	X	X
SP013		25	532.8	179	61.35 15.25	54.31 9.62	6.5	1	X	X	X	X	X
SP019		23	519.3	143.2	80.39 14.29	15.66 3.70	6.5	2	X	X	X	X	X
SP020		26	469.1	125.9	50.17 11.65	10.12 2.73	6.5	2	X	X	X	X	X
SP021		26	491.8	143.5	56.39 13.02	17.42 4.15	6.5	2	X	X	X	X	X
SP023		27	498.3	164	67.28 15.79	28.95 6.14	7	2	X	X	X	X	X
SP027		50	668.7	282.1	92.59 23.45	152.47 20.25	6.5	1	X	X	X	X	X

BR = BRUT - BRUT - ROH - BRUT
AN = ANODISATIE - ANODISE - ELOXIERT - ANODISED
KL = STANDAARDKLEUREN - COULEUR STANDARD - BASIS FARBEN - BASIC COLORS
GS = GEMOFFELD SPECIAAL - LAQUE SPECIAL - SPECIALFARBE - SPECIAL COLOR
M1 = BICOLOR - BICOLOR - BICOLOR - BICOLOR

A = BUITEN - EXTERIEUR - AUSSEN - OUTSIDE
B = BINNEN - INTERIEUR - INNEN - INSIDE

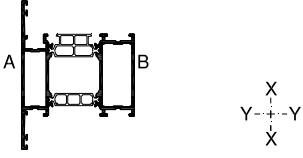
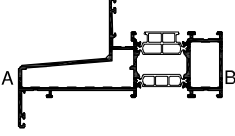
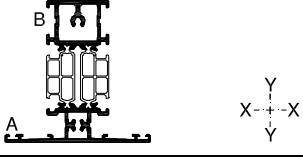
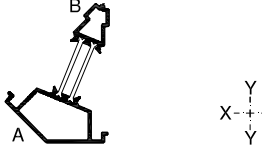
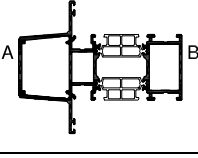
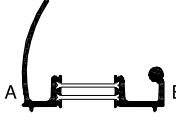
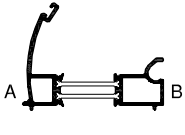
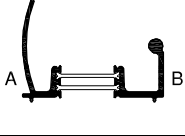
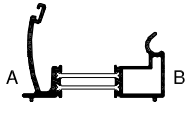
NUMMER NUMERO NUMBER	AFBEELDING IMAGE BILD PICTURE	BLAD PAGE SEITE PAGE	OMTREK PERIM. UMRIB. PERIM. mm	MECH. MEC. MECH. MEC. mm	Ix (cm4)	Iy (cm4)	LENGTE LONG. LANGE LENGTH	VERP. PER EMB. PAR PACK PR.	BR	AN	KL	GS	M1
					Wx (cm3)	Wy (cm3)							
SP030		29	531	118.7	40.55 9.10	11.70 3.04	6.5	2	X	X	X	X	X
SP031		29	551.2	144.2	46.89 10.74	19.36 4.45	6.5	2	X	X	X	X	X
SP032		30	572.2	166.2	53.44 12.37	31.21 6.37	6.5	2	X	X	X	X	X
SP033		31	659	250.2	77.10 18.50	115.36 16.48	6.5	1	X	X	X	X	X
SP034		32	776.7	370.2	122.60 29.94	440.12 44.01	6.5	1	X	X	X	X	X
SP035		30	643.2	233.8	118.14 17.91	16.92 4.40	6.5	1	X	X	X	X	X
SP036		33	655.4	242.9	156.40 22.84	29.43 6.76	6.5	1	X	X	X	X	X
SP040		35	435.1	88.5	28.81 5.33	6.74 1.99	6.5	2	X	X	X	X	X
SP044		36	381.5	60.9	27.84 6.29	4.54 1.43	6.5	2	X	X	X	X	X

BR = BRUT - BRUT - ROH - BRUT
 AN = ANODISATIE - ANODISE - ELOXIERT - ANODISED
 KL = STANDAARDKLEUREN - COULEUR STANDARD - BASIS FARBEN - BASIC COLORS
 GS = GEMOFFELD SPECIAAL - LAQUE SPECIAL - SPECIALFARBE - SPECIAL COLOR
 M1 = BICOLOR - BICOLOR - BICOLOR - BICOLOR

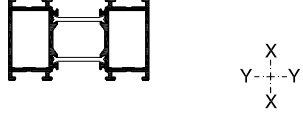
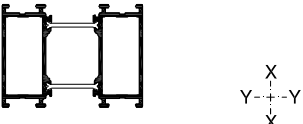
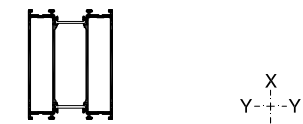

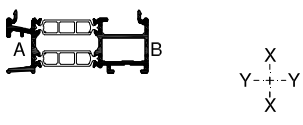
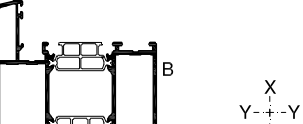
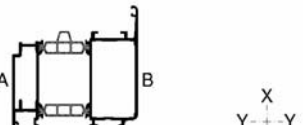
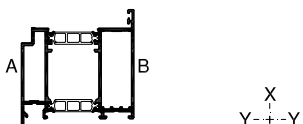
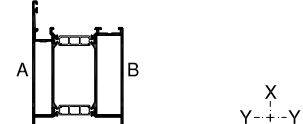
NUMMER NUMERO NUMBER	AFBEELDING IMAGE BILD PICTURE	BLAD PAGE SEITE PAGE	OMTREK PERIM. UMRIB PERIM. mm	MECH. MEC. MECH. MEC. mm	lx (cm4)		ly (cm4)		LENGTE LONG. LANGE LENGTH	VERP. PER EMB. PAR PACK PR.	BR	AN	KL	GS	M1
					Wx (cm3)	Wy (cm3)	Wx (cm3)	Wy (cm3)							
SP050		37	396.6	150	42.72	42.72	6.5	1	X	X	X	X	X	X	
SP053		39	233.1	41.1	22.33	1.66	6.5	2	X	X	X	X	X		
SP054		39	301.1	116.1	55.41	2.64	6.5	2	X	X	X	X	X		
SP058		54	251.4	27.1	-	-	6.5	4	X	X	X	X			
SP065		45	201.8	59.4	-	-	6.5	6	X	X	X	X			
SP066		45	209.8	63.4	-	-	6.5	6	X	X	X	X			
SP067		45	218	69.1	-	-	6.5	6	X	X	X	X			
SP110		24	498.6	121.5	40.32	11.84	6.5	2	X	X	X	X	X		
SP111		24	518.1	144.2	46.67	19.58	6.5	2	X	X	X	X	X		

BR = BRUT - BRUT - ROH - BRUT
 AN = ANODISATIE - ANODISE - ELOXIERT - ANODISED
 KL = STANDAARDKLEUREN - COULEUR STANDARD - BASIS FARBEN - BASIC COLORS
 GS = GEMOFFELD SPECIAAL - LAQUE SPECIAL - SPECIALFARBE - SPECIAL COLOR
 M1 = BICOLOR - BICOLOR - BICOLOR - BICOLOR

A = BUITEN - EXTERIEUR - AUSSEN - OUTSIDE
 B = BINNEN - INTERIEUR - INNEN - INSIDE

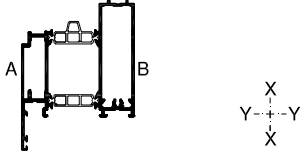








NUMMER NUMERO NUMBER	AFBEELDING IMAGE BILD PICTURE	BLAD PAGE SEITE PAGE	OMTREK PERIM. UMRIB. PERIM. mm	MECH. MEC. MECH. mm	Ix (cm4)		Iy (cm4)		LENGTE LONG. LANGE LENGTH	VERP. PER EMB. PAR PACK PR.	BR	AN	KL	GS	M1
					Wx (cm3)	Wy (cm3)	Wx (cm3)	Wy (cm3)							
SP112		22	542.1	166.2	52.47	31.41	12.18	6.41	6.5	2	X	X	X	X	X
SP119		23	638.4	190.5	154.86	21.64	22.78	4.74	6.5	1	X	X	X	X	X
SP130		34	532	118.7	46.10	11.56	10.76	3.00	6.5	2	X	X	X	X	X
SP135		37	297.5	69.5	20.38	8.71	3.22	1.44	6.5	1	X	X	X	X	X
SP136		33	610.7	198.1	94.21	25.97	16.21	5.97	6.5	1	X	X	X	X	X
SP151		40	368	92.4	33.28	8.36	8.27	1.93	6.5		X	X	X	X	X
SP152		40	344.4	74	24.71	7.97	5.64	2.10	6.5		X	X	X	X	X
SP153		41	374.5	99.4	35.62	7.05	9.43	1.87	6.5		X	X	X	X	X
SP154		41	367.8	86.7	27.68	6.52	6.71	1.90	6.5		X	X	X	X	X

BR = BRUT - BRUT - ROH - BRUT
AN = ANODISATIE - ANODISE - ELOXIERT - ANODISED
KL = STANDAARDKLEUREN - COULEUR STANDARD - BASIS FARBEN - BASIC COLORS
GS = GEMOFFELD SPECIAAL - LAQUE SPECIAL - SPECIALFARBE - SPECIAL COLOR
M1 = BICOLOR - BICOLOR - BICOLOR - BICOLOR










NUMMER NUMERO NUMBER	AFBEELDING IMAGE BILD PICTURE	BLAD PAGE SEITE PAGE	OMTREK PERIM. UMRIB PERIM. mm	MECH. MEC. MECH. MEC. mm	lx (cm4)		ly (cm4)		LENGTE LONG. LANGE LENGTH	VERP. PER EMB. PAR PACK PR.	BR	AN	KL	GS	M1
					Wx (cm3)	Wy (cm3)	Wx (cm3)	Wy (cm3)							
SP174		52	358.7	87.14	34.7	9.98	9.33	4.64	6.5	2	X	X	X	X	X
SP175		52	380.7	109.1	40.42	18.73	10.87	6.94	6.5	2	X	X	X	X	X
SP176		53	464.7	193.1	62.68	88.92	16.85	18.52	6.5	1	X	X	X	X	X
SP177		53	584.7	315.1	102.9	386.15	27.66	49.51	6.5	1	X	X	X	X	X
SP557		47	359.5	93	26.96	3.34	6.92	1.87	6.5	2	X	X	X	X	X
SP610		25	498	142.6	65.62	30.45	14.10	6.88	6.5	2	X	X	X	X	X
SP623		27	527.7	176.8	74.06	41.66	17.27	8.08	6.5	2	X	X	X	X	X
SP624		28	447.2	170.3	54.77	35.87	14.16	7.12	6.5	2	X	X	X	X	X
SP627		51	581	242	72.95	83.37	18.28	12.95	6.5	1	X	X	X	X	X

BR = BRUT - BRUT - ROH - BRUT
 AN = ANODISATIE - ANODISE - ELOXIERT - ANODISED
 KL = STANDAARDKLEUREN - COULEUR STANDARD - BASIS FARBEN - BASIC COLORS
 GS = GEMOFFELD SPECIAAL - LAQUE SPECIAL - SPECIALFARBE - SPECIAL COLOR
 M1 = BICOLOR - BICOLOR - BICOLOR - BICOLOR

A = BUITEN - EXTERIEUR - AUSSEN - OUTSIDE
 B = BINNEN - INTERIEUR - INNEN - INSIDE

NUMMER NUMERO NUMBER	AFBEELDING IMAGE BILD PICTURE	BLAD PAGE SEITE PAGE	OMTREK PERIM. UMRIB PERIM. mm	MECH. MEC. MECH. MEC. mm	I _x (cm ⁴)		I _y (cm ⁴)		LENGTE LONG. LANGE LENGTH	VERP. PER EMB. PAR PACK PR.	BR	AN	KL	GS	M1
					W _x (cm ³)	W _y (cm ³)	W _x (cm ³)	W _y (cm ³)							
SP643		28	470.7	162.2	57.37	43.62	15.34	8.53	6.5	1	X	X	X	X	X
SP656		55	161.9	74.4	-	-	-	-	6.5	6	X	X	X	X	
IP055		47	193	49	-	-	-	-	1.3 6.5	2	X	X	X	X	
IP065		45	230.9	69	-	-	-	-	6.5	6	X	X	X	X	
IP066		44	182.8	50	-	-	-	-	6.5	6	X	X	X	X	
IP095		49	167.2	38.9	-	-	-	-	6.5	5	X	X	X	X	
IP162		54	177.5	46	-	-	-	-	6.5	10	X	X	X	X	
IP171		54	89	29	-	-	-	-	6.5	6	X	X	X	X	
IP172		54	82.9	41	-	-	-	-	6.5	6	X	X	X	X	

BR = BRUT - BRUT - ROH - BRUT
AN = ANODISATIE - ANODISE - ELOXIERT - ANODISED
KL = STANDAARDKLEUREN - COULEUR STANDARD - BASIS FARBEN - BASIC COLORS
GS = GEMOFFELD SPECIAAL - LAQUE SPECIAL - SPECIALFARBE - SPECIAL COLOR
M1 = BICOLOR - BICOLOR - BICOLOR - BICOLOR

NUMMER NUMERO NUMBER NUMBER	AFBEELDING IMAGE BILD PICTURE	BLAD PAGE SEITE PAGE	OMTREK PERIM. UMRIB PERIM. mm	MECH. MEC. MEC. MEC. mm	lx (cm4)		LENGTE LONG. LANGE LENGTH	VERP. PER EMB. PAR PACK PR.	BR	AN	KL	GS	M1
					Wx (cm3)	Wy (cm3)							
SL075		55	45.8	-	-	-	6.5	10	X	X			
VL59		55	48	-	-	-	6	20	X	X	X	X	
VL60		55	46.2	-	-	-	6	20	X	X		X	
VL61		42	92.1	29	-	-	6.5	10	X	X	X	X	
VL62		43	146.6	40	-	-	6.5	10	X	X	X	X	
VL63		43	152.7	44	-	-	6.5	10	X	X	X	X	
VL64		44	169.2	50	-	-	6.5	6	X	X	X	X	
VL65		44	195.8	59	-	-	6.5	6	X	X	X	X	
VL66		43	140.1	40	-	-	6.5	10	X	X	X	X	

BR = BRUT - BRUT - ROH - BRUT









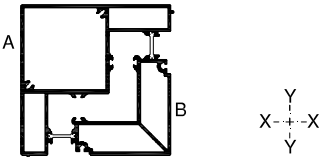
AN = ANODISATIE - ANODISE - ELOXIERT - ANODISED

KL = STANDAARDKLEUREN - COULEUR STANDARD - BASIS FARBEN - BASIC COLORS

GS = GEMOFFELD SPECIAAL - LAQUE SPECIAL - SPECIALFARBE - SPECIAL COLOR

M1 = BICOLOR - BICOLOR - BICOLOR - BICOLOR

A = BUITEN - EXTERIEUR - AUSSEN - OUTSIDE
B = BINNEN - INTERIEUR - INNEN - INSIDE

NUMMER NUMERO NUMBER	AFBEELDING IMAGE BILD PICTURE	BLAD PAGE SEITE PAGE	OMTREK PERIM. UMRIB PERIM. mm	MECH. MEC. MECH. MEC. mm	Ix (cm4)		Iy (cm4)		LENGTE LONG. LANGE LENGTH	VERP. PER EMB. PAR PACK PR.	BR	AN	KL	GS	M1
					Wx (cm3)	Wy (cm3)	Wx (cm3)	Wy (cm3)							
VL67		55	77.8	42.7	-	-	-	-	6.5	6	X	X	X	X	
VL70		46	347.5	40	-	-	-	-	6.5	2	X	X	X	X	
VL71		46	279	107	-	-	-	-	4.5 6.5	2	X	X	X	X	
VL72		49	101	29	-	-	-	-	6.5	10	X	X	X	X	
VL73		49	144.6	25.1	-	-	-	-	6.5	10	X	X	X	X	
VL75		55	54.6	-	-	-	-	-	6.5	10	X				
VL76		49	146.6	51	-	-	-	-	6.5	6	X	X	X	X	
VL77		54	190.9	-	-	-	-	-	6.5	-	X	X	X	X	
VL155		38	476.7	317	157.55 30.82	157.55 30.82	-	-	4.7	1	X	X	X	X	X

BR = BRUT - BRUT - ROH - BRUT
AN = ANODISATIE - ANODISE - ELOXIERT - ANODISED
KL = STANDAARDKLEUREN - COULEUR STANDARD - BASIS FARBEN - BASIC COLORS
GS = GEMOFFELD SPECIAAL - LAQUE SPECIAL - SPECIALFARBE - SPECIAL COLOR
M1 = BICOLOR - BICOLOR - BICOLOR - BICOLOR

NUMMER NUMERO NUMBER	AFBEELDING IMAGE BILD PICTURE	BLAD PAGE SEITE PAGE	OMTREK PERIM. UMRIB PERIM. mm	MECH. MEC. MEC. mm	Ix (cm4)		LENGTE LONG. LANGE LENGTH	VERP. PER EMB. PAR PACK PR.	BR	AN	KL	GS	M1
					Wx (cm3)	Wy (cm3)							
VL159		55	52.9	-	-	-	6	-		X			
VL161		42	123.8	31	-	-	6.5	6	X	X	X	X	
VL162		43	162	39	-	-	6.5	10	X	X	X	X	
VL163		43	158.9	37	-	-	6.5	10	X	X	X	X	
VL164		44	174	45	-	-	6.5	6	X	X	X	X	
VL166		43	155.2	36	-	-	6.5	10	X	X	X	X	
VL167		43	165.6	41.7	-	-	6.5	6	X	X	X	X	
VL479		48	162.9	83	-	-	6.5	2	X	X	X	X	
VL480		48	251.6	115	-	-	6.5	2	X	X	X	X	

BR = BRUT - BRUT - ROH - BRUT










AN = ANODISATIE - ANODISE - ELOXIERT - ANODISED

KL = STANDAARDKLEUREN - COULEUR STANDARD - BASIS FARBEN - BASIC COLORS



GS = GEMOFFELD SPECIAAL - LAQUE SPECIAL - SPECIALFARBE - SPECIAL COLOR

M1 = BICOLOR - BICOLOR - BICOLOR - BICOLOR

A = BUITEN - EXTERIEUR - AUSSEN - OUTSIDE
B = BINNEN - INTERIEUR - INNEN - INSIDE

NUMMER NUMERO NUMBER	AFBEELDING IMAGE BILD PICTURE	BLAD PAGE SEITE PAGE	OMTREK PERIM. UMRIB PERIM. mm	MECH. MEC. MECH. MEC. mm	Ix (cm4)		LENGTE LONG. LANGE LENGTH	VERP. PER EMB. PAR PACK PR.	BR	AN	KL	GS	M1
					Wx (cm3)	Wy (cm3)							
VL481		48	311.8	147	-	-	6.5	2	X	X	X	X	
VL482		48	365.3	180.1	-	-	6.5	2	X	X	X	X	
VL483		48	425.5	209.7	-	-	6.5	2	X	X	X	X	
VL484		48	493.4	243	-	-	6.5	2	X	X	X	X	
VL486		48	600.5	300.5	-	-	6.5	2	X	X	X	X	
VL610		42	109.4	30	-	-	6.5	10	X	X	X	X	
VL611		42	117.4	34	-	-	6.5	10	X	X	X	X	
VL612		42	121.3	36	-	-	6.5	10	X	X	X	X	
VL630		43	160	48	-	-	6.5	6	X	X	X	X	

BR = BRUT - BRUT - ROH - BRUT
 AN = ANODISATIE - ANODISE - ELOXIERT - ANODISED
 KL = STANDAARDKLEUREN - COULEUR STANDARD - BASIS FARBEN - BASIC COLORS
 GS = GEMOFFELD SPECIAAL - LAQUE SPECIAL - SPECIALFARBE - SPECIAL COLOR
 M1 = BICOLOR - BICOLOR - BICOLOR - BICOLOR

NUMMER NUMERO NUMBER	AFBEELDING IMAGE BILD PICTURE	BLAD PAGE SEITE PAGE	OMTREK PERIM. UMRIB PERIM. mm	MECH. MEC. MECH. MEC. mm	lx (cm4)	ly (cm4)	LENGTE LONG. LANGE LENGTH	VERP. PER EMB. PAR PACK PR.	BR	AN	KL	GS	M1
					Wx (cm3)	Wy (cm3)							
VL640		44	187.8	52	-	-	6.5	6	X	X	X	X	
VR023A		47	89.2	-	-	-	7	-	X				

BR = BRUT - BRUT - ROH - BRUT

AN = ANODISATIE - ANODISE - ELOXIERT - ANODISED

KL = STANDAARDKLEUREN - COULEUR STANDARD - BASIS FARBEN - BASIC COLORS

GS = GEMOFFELD SPECIAAL - LAQUE SPECIAL - SPECIALFARBE - SPECIAL COLOR

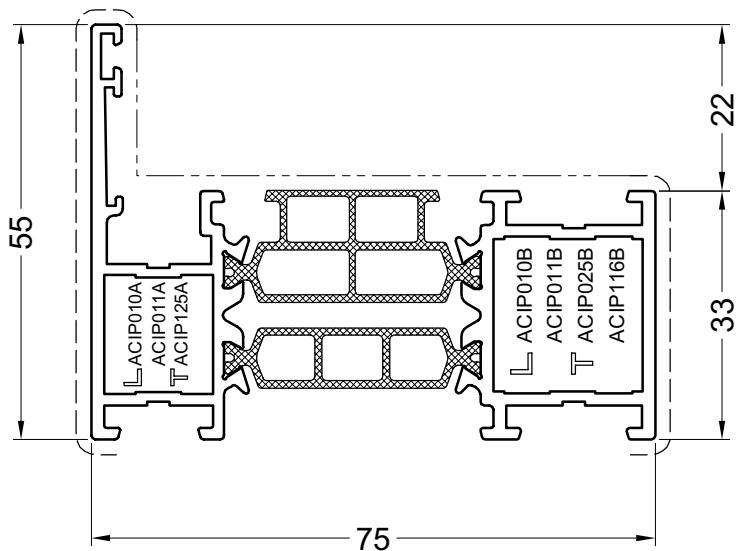
M1 = BICOLOR - BICOLOR - BICOLOR - BICOLOR

A = BUITEN - EXTERIEUR - AUSSEN - OUTSIDE
B = BINNEN - INTERIEUR - INNEN - INSIDE

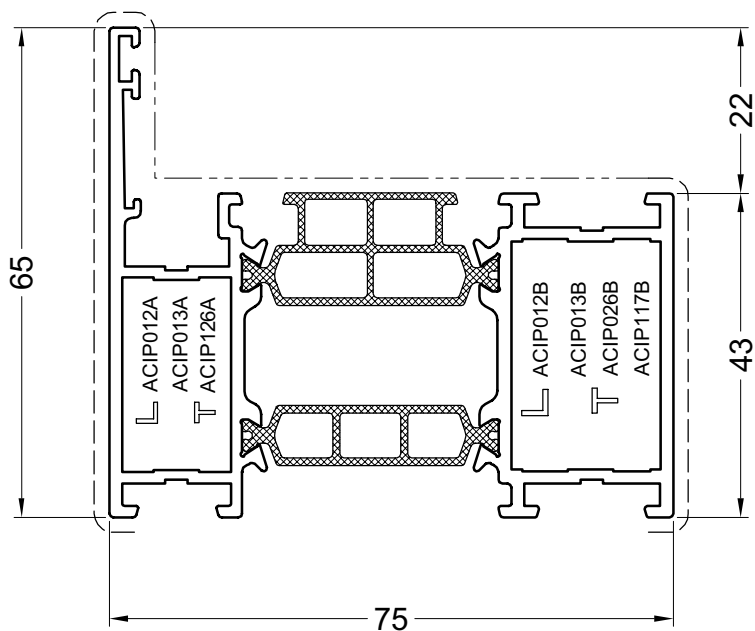
BUITENKADERS
PROFILS D'ENCADREMENT
KADERPROFILE
OUTER FRAMES

PROFIELEN - PROFILS- PROFILE - PROFILES

SP010



SP011



spa01

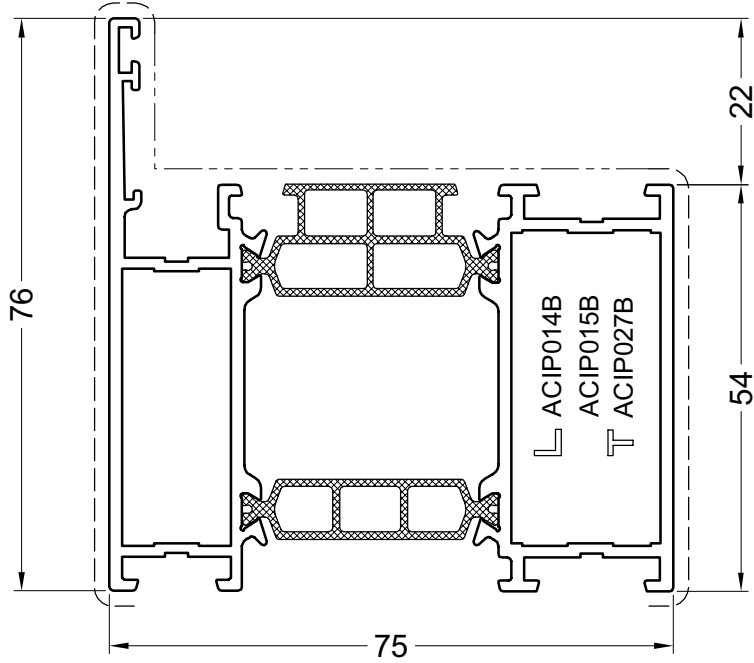
Primaire zichtbare zijde
Face visible primaire
Primär sichtbare Seite
Primary visible side

Secundaire zichtbare zijde
Face visible secondaire
Secondär sichtbare Seite
Secondary visible side

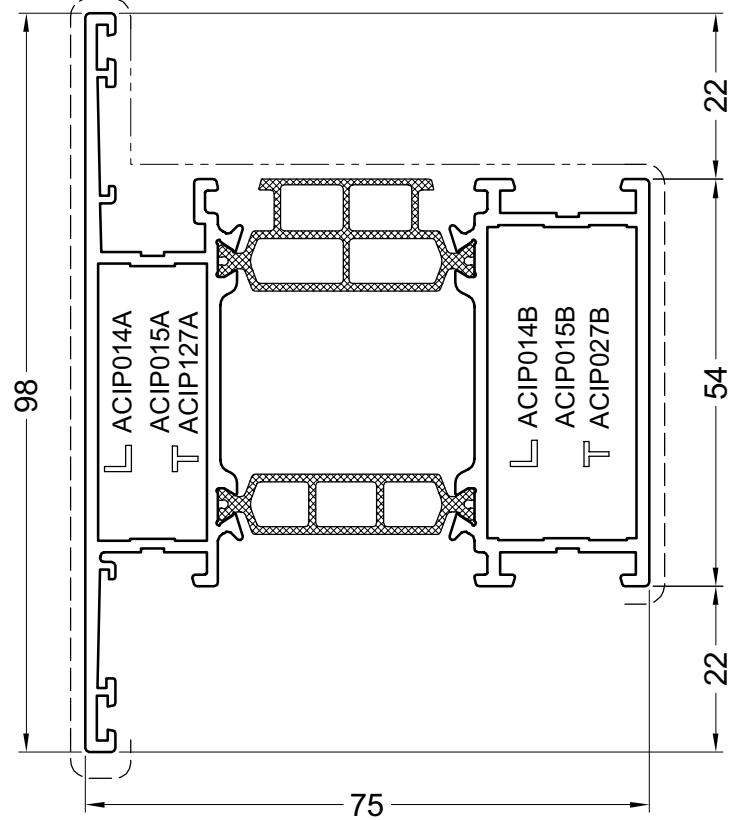
BUITENKADERS
PROFILS D'ENCADREMENT
KADERPROFILE
OUTER FRAMES

PROFIELEN - PROFILS - PROFILE - PROFILES

SP012



SP112



spa02

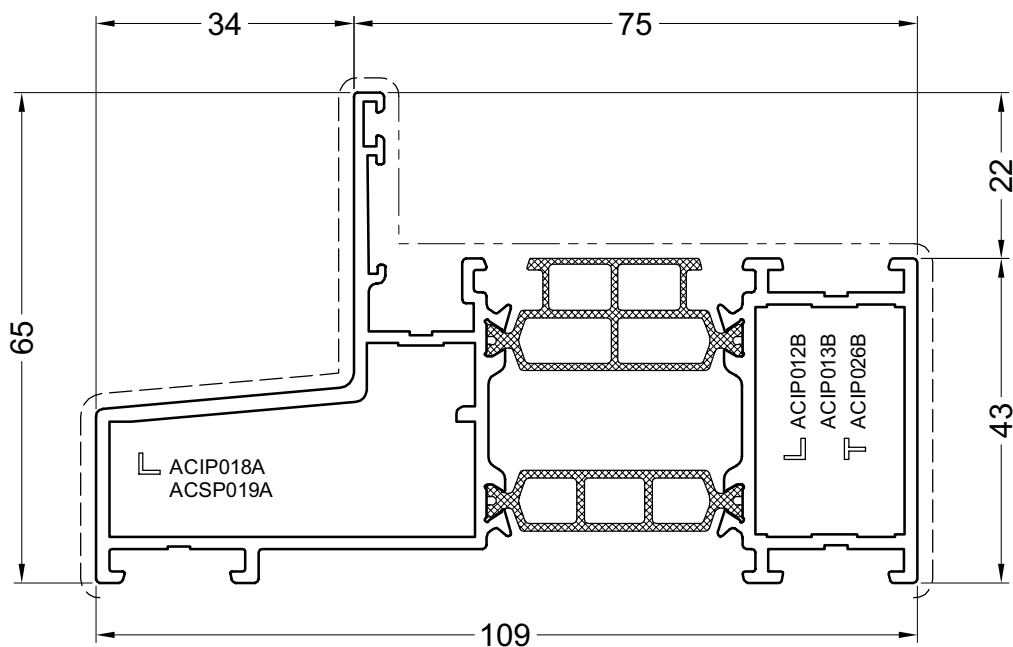
Primaire zichtbare zijde
Face visible primaire
Primär sichtbare Seite
Primary visible side

Secundaire zichtbare zijde
Face visible secondaire
Secondär sichtbare Seite
Secondary visible side

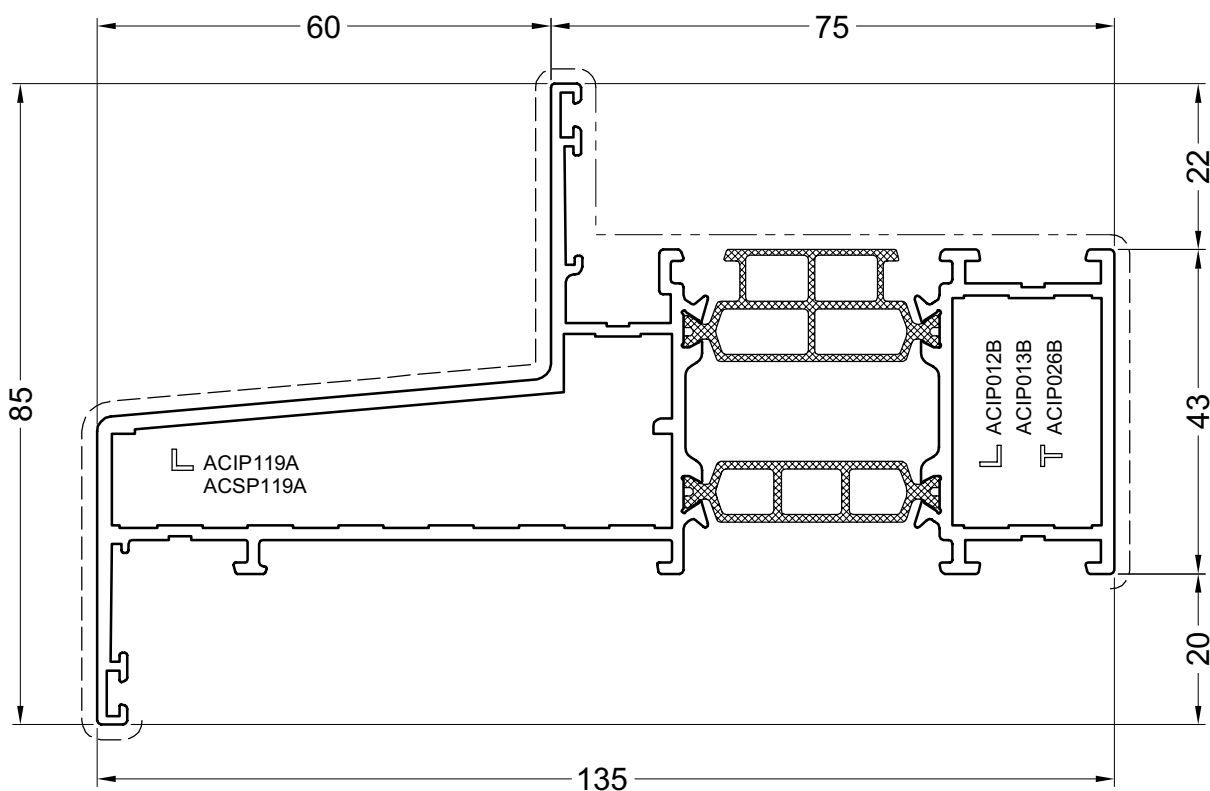
BUITENKADERS
PROFILS D'ENCADREMENT
KADERPROFILE
OUTER FRAMES

PROFIELEN - PROFILS- PROFILE - PROFILES

SP019



SP119



spa03

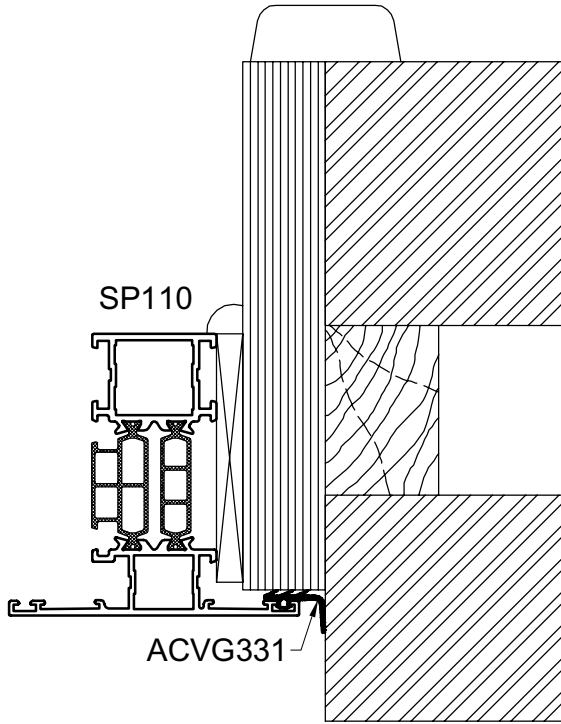
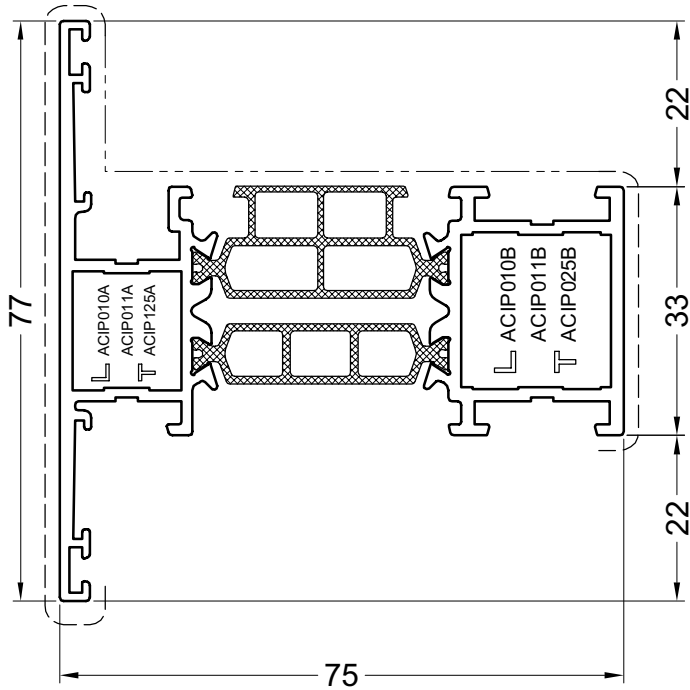
Primaire zichtbare zijde
Face visible primaire
Primär sichtbare Seite
Primary visible side

Secundaire zichtbare zijde
Face visible secondaire
Secondär sichtbare Seite
Secondary visible side

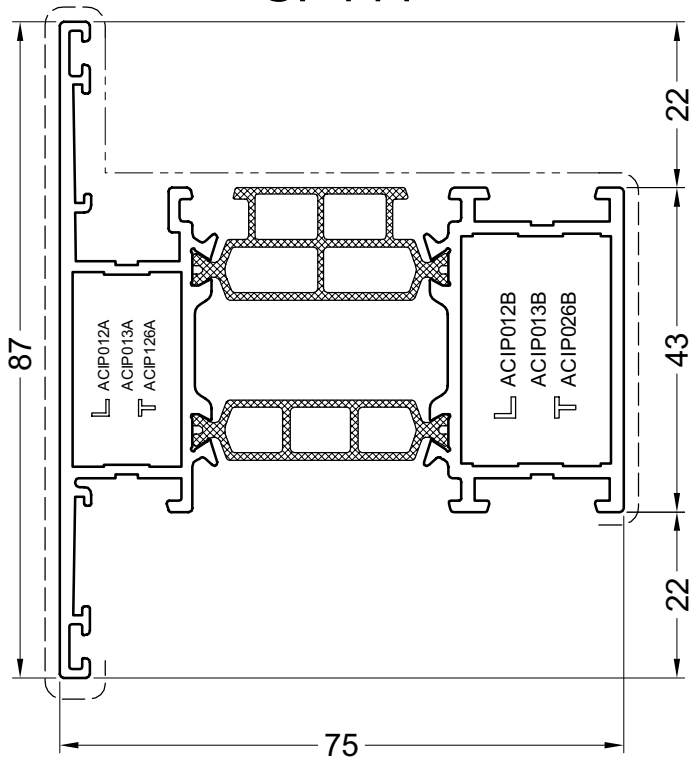
BUITENKADERS
PROFILS D'ENCADREMENT
KADERPROFILE
OUTER FRAMES

PROFIELEN - PROFILS - PROFILE - PROFILES

SP110



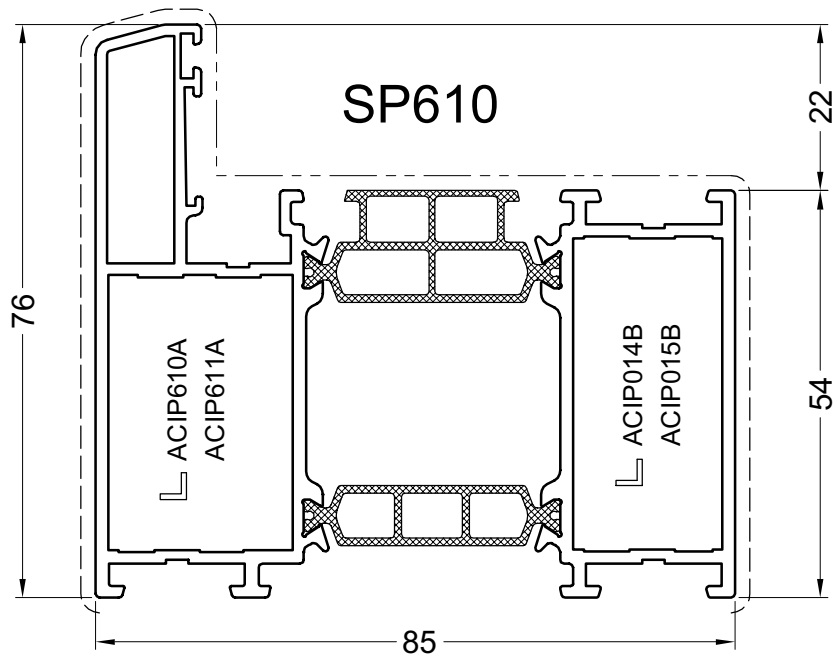
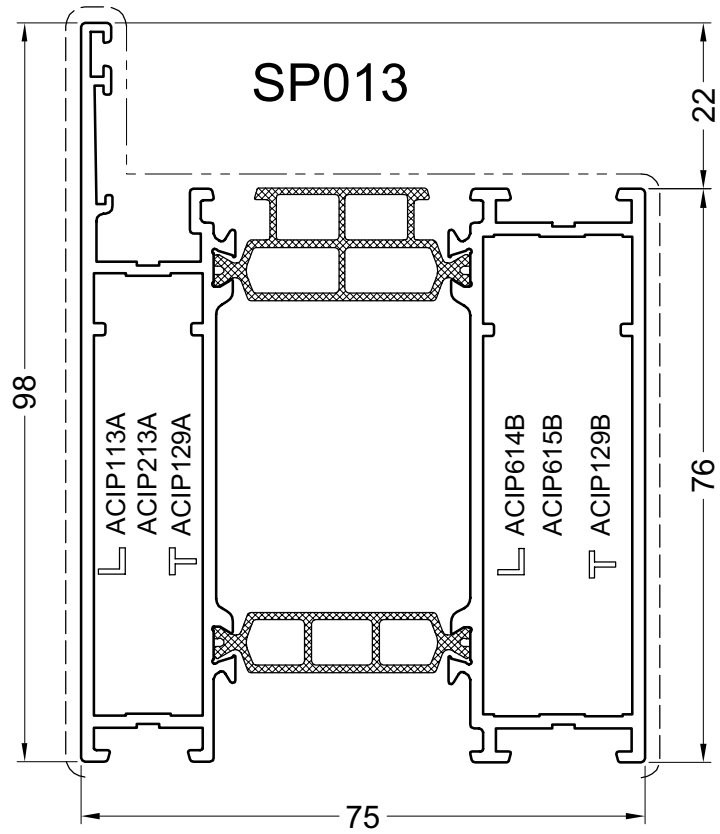
SP111



spa04

BUITENKADERS
PROFILS D'ENCADREMENT
KADERPROFILE
OUTER FRAMES

PROFIELEN - PROFILS- PROFILE - PROFILES



spa05

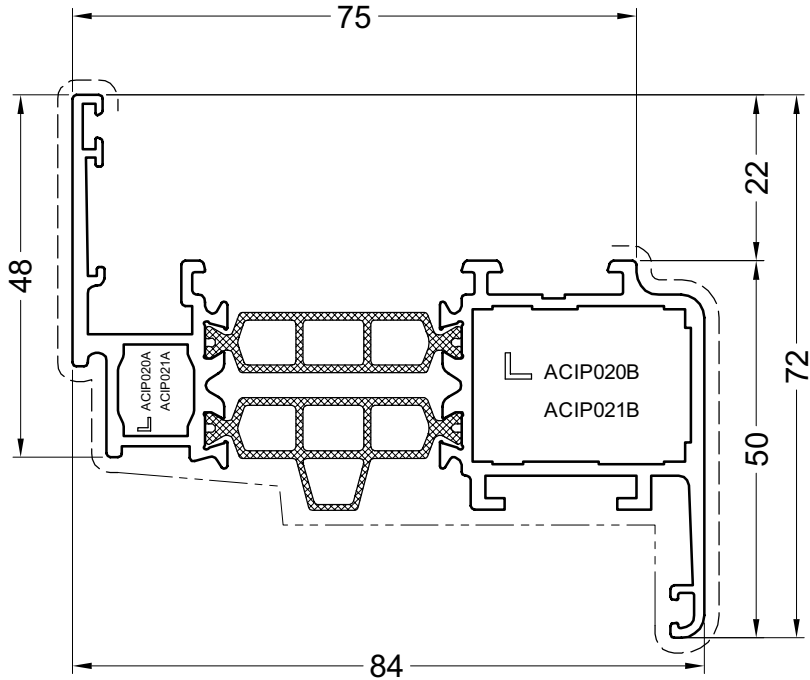
Primaire zichtbare zijde
Face visible primaire
Primär sichtbare Seite
Primary visible side

Secundaire zichtbare zijde
Face visible secondaire
Secondär sichtbare Seite
Secondary visible side

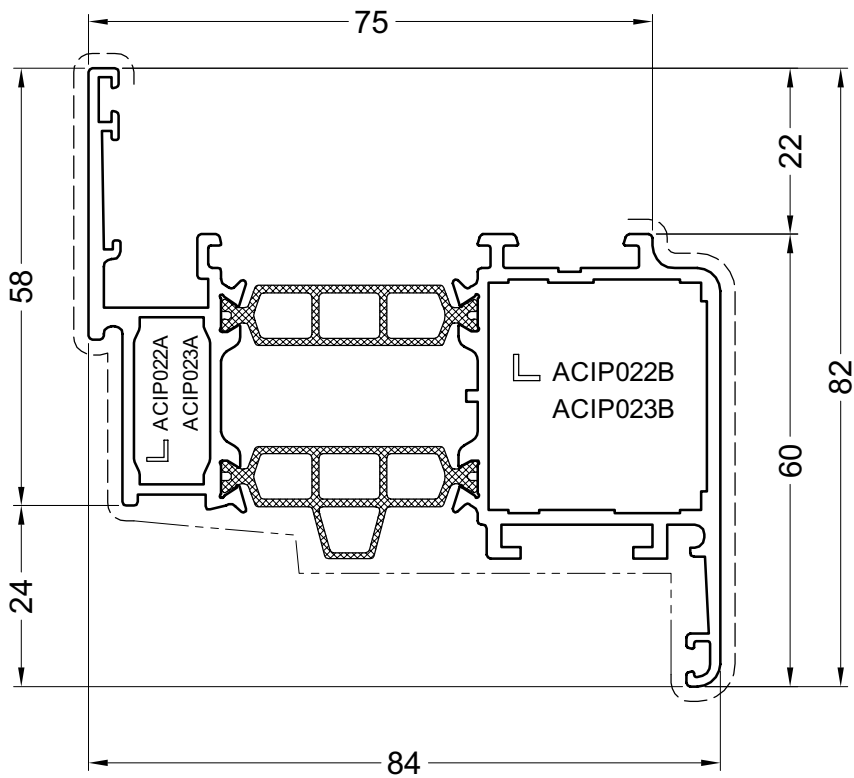
VLEUGELPROFIELEN
OUVRANTS
FLUGELPROFILE
VENT PROFILES

PROFIELEN - PROFILS- PROFILE - PROFILES

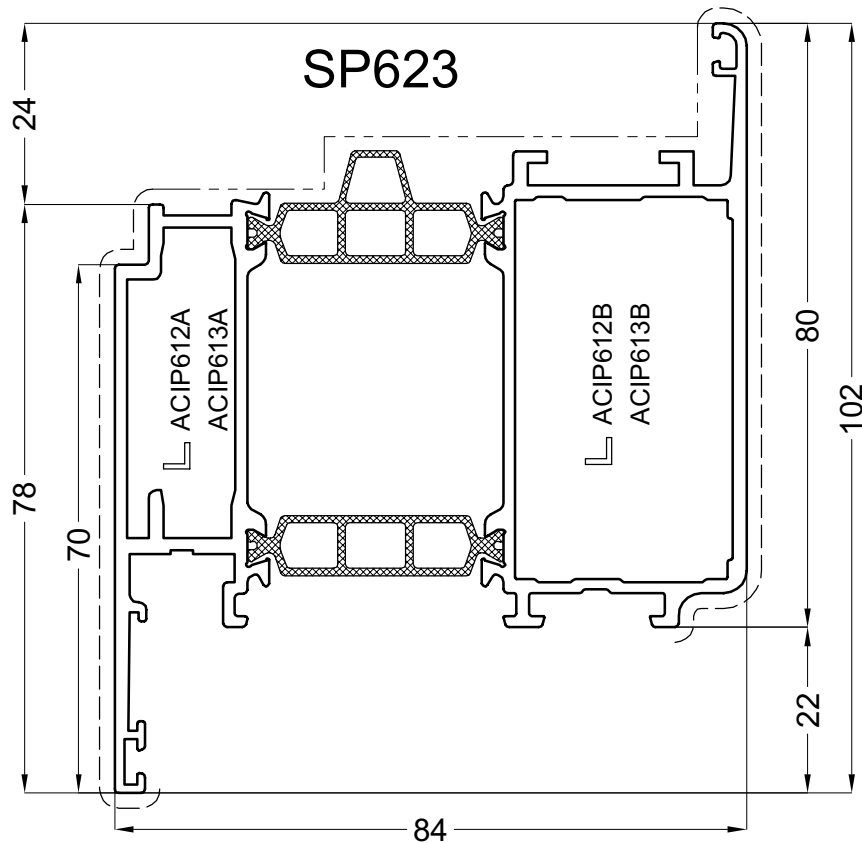
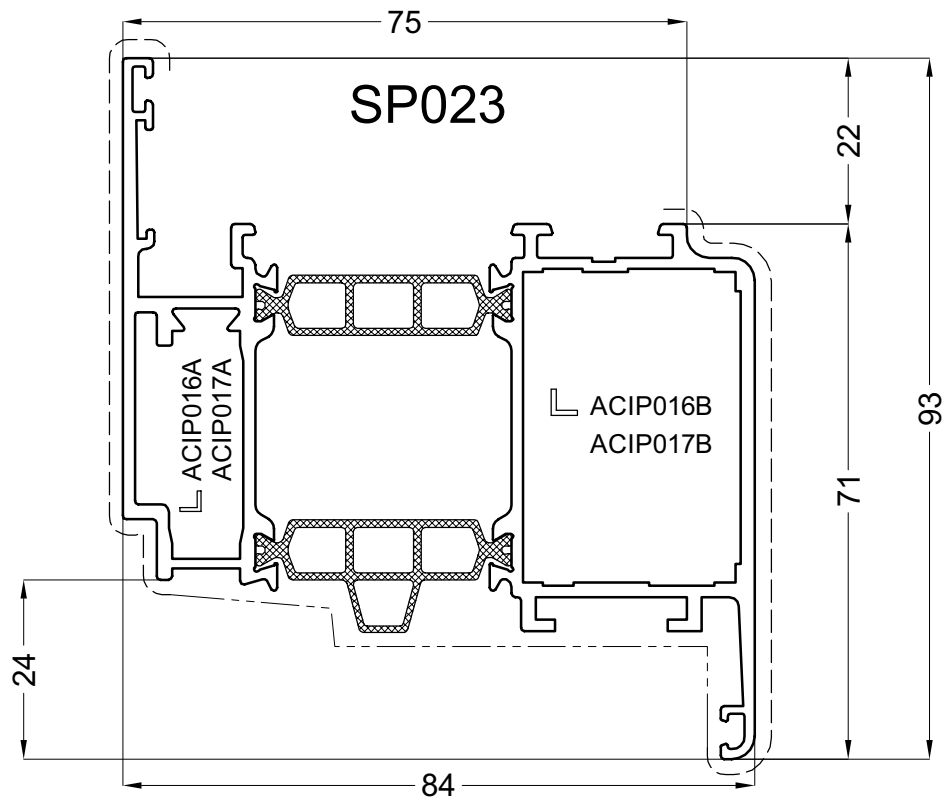
SP020



SP021



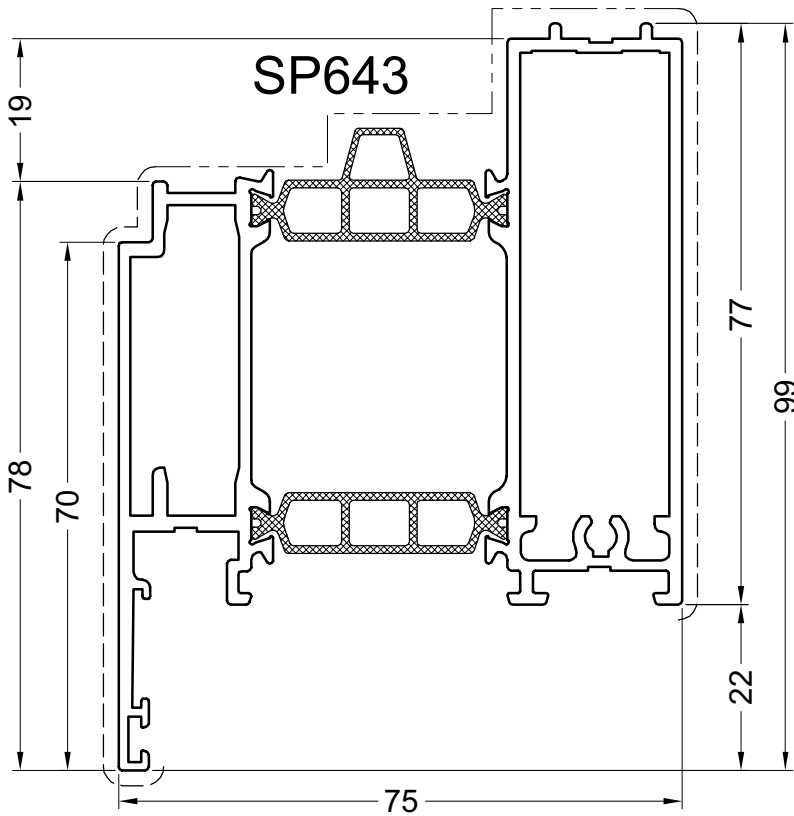
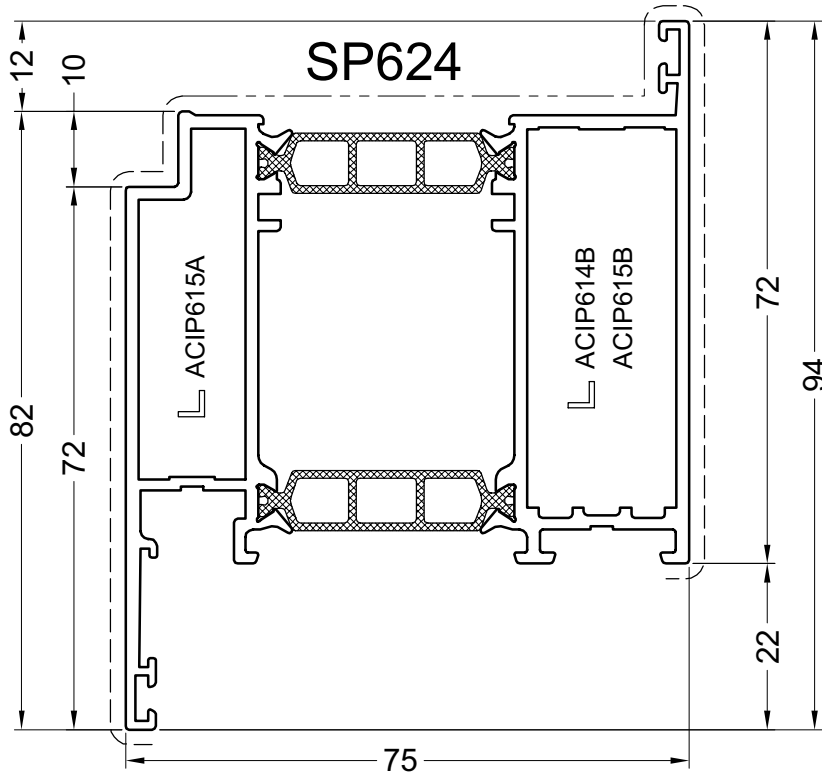
spa06



spa07

Primaire zichtbare zijde
Face visible primaire
Primär sichtbare Seite
Primary visible side

Secundaire zichtbare zijde
Face visible secondaire
Secondär sichtbare Seite
Secondary visible side



spa08

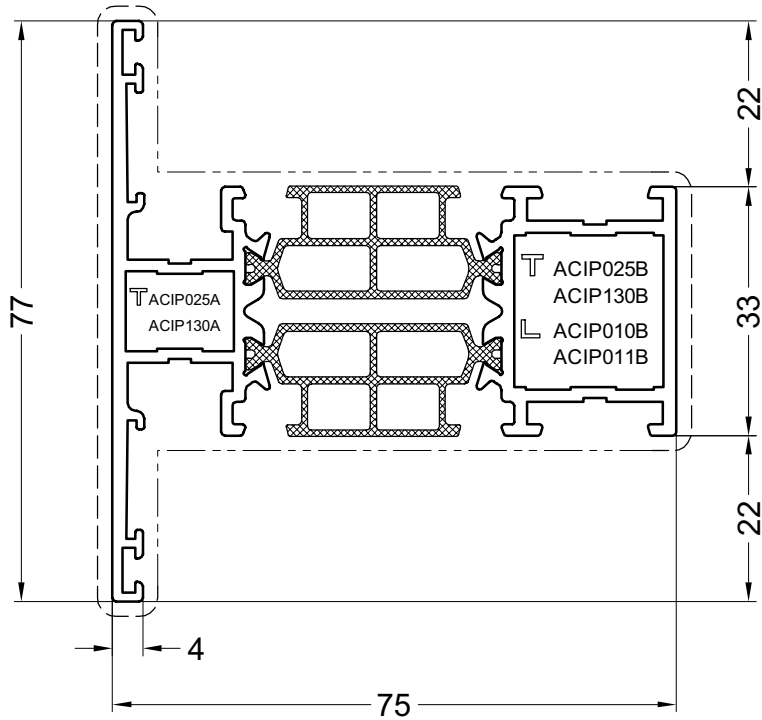
Primaire zichtbare zijde
Face visible primaire
Primär sichtbare Seite
Primary visible side

Secundaire zichtbare zijde
Face visible secondaire
Secondär sichtbare Seite
Secondary visible side

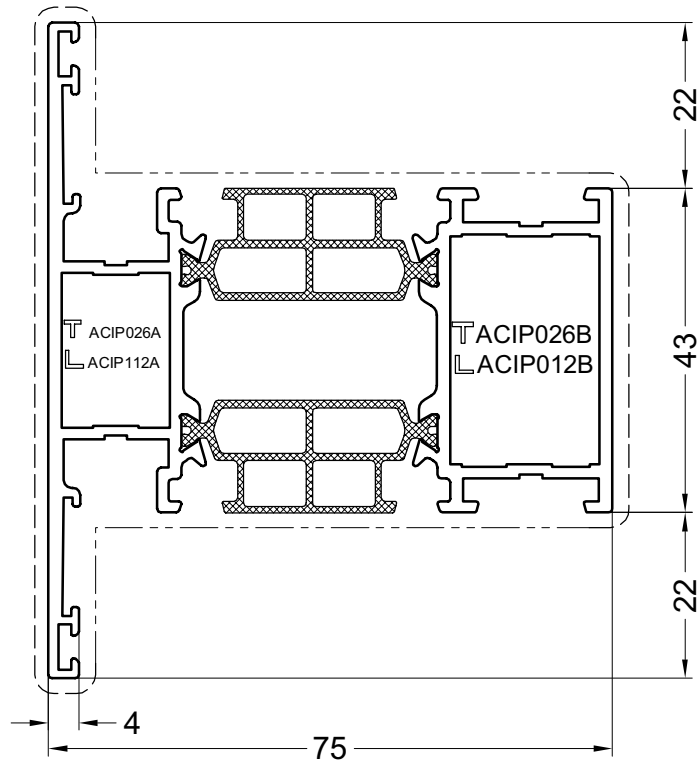
TUSSENREGELS
TRAVERS
SPROSSENPROFIE
TRANSOMS

PROFIELEN - PROFILS- PROFILE - PROFILES

SP030



SP031



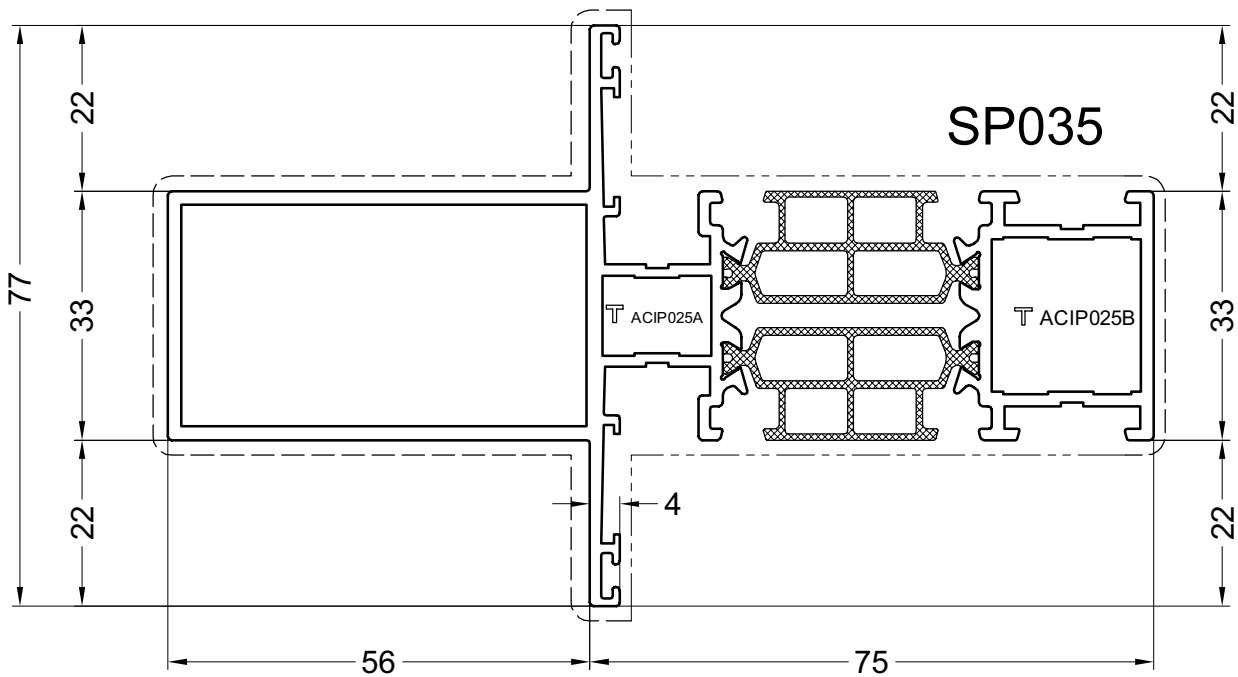
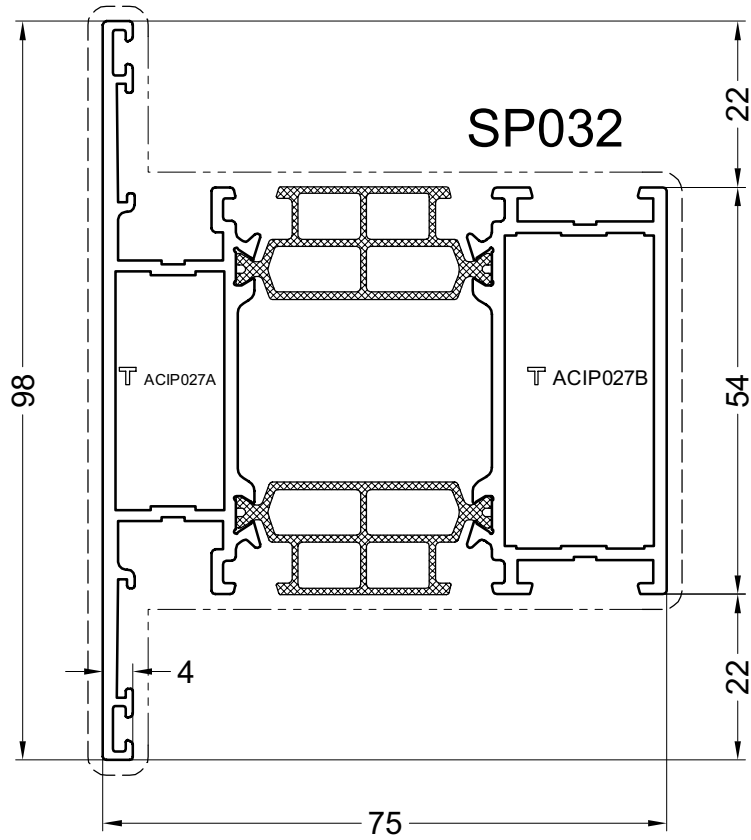
spa09

Primaire zichtbare zijde
Face visible primaire
Primär sichtbare Seite
Primary visible side

Secundaire zichtbare zijde
Face visible secondaire
Secondär sichtbare Seite
Secondary visible side

TUSSENREGELS
TRAVERS
SPROSSENPROFILE
TRANSOMS

PROFIELEN - PROFILS- PROFILE - PROFILES

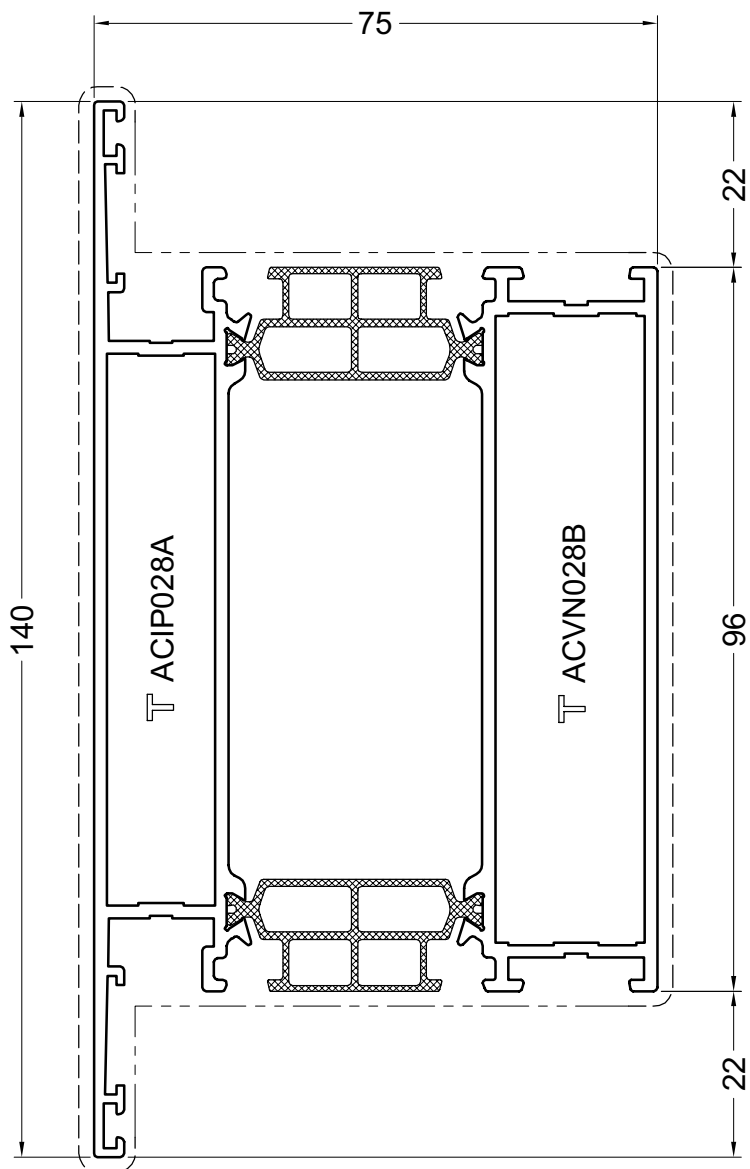


spa10

TUSSENREGELS
TRAVERS
SPROSSENPROFIELE
TRANSOMS

PROFIELEN - PROFILS- PROFILE - PROFILES

SP033



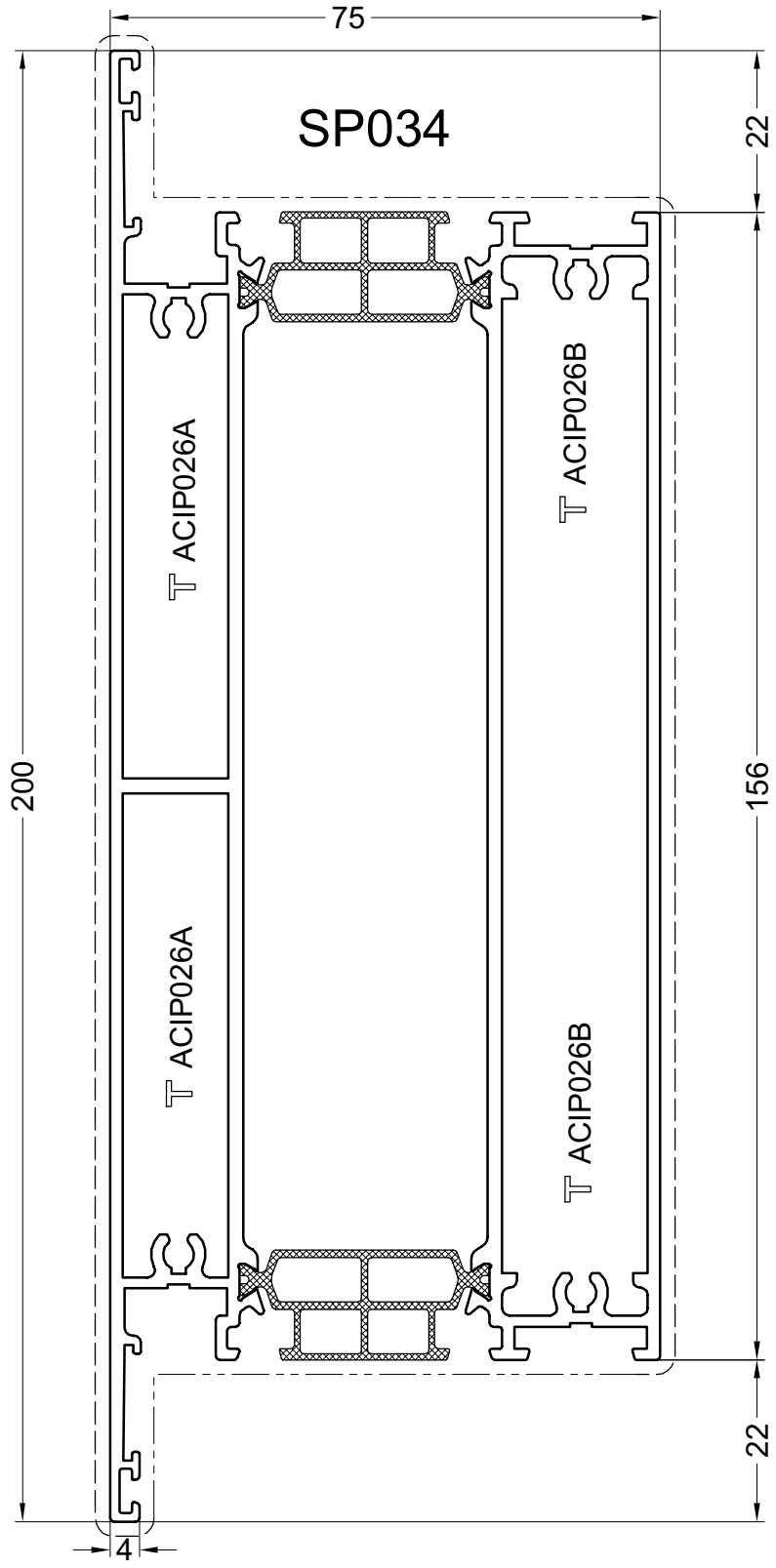
spa11

Primaire zichtbare zijde
Face visible primaire
Primär sichtbare Seite
Primary visible side

Secundaire zichtbare zijde
Face visible secondaire
Secondär sichtbare Seite
Secondary visible side

TUSSENREGELS
TRAVERS
SPROSSENPROFILE
TRANSOMS

PROFIELEN - PROFILS - PROFILE - PROFILES



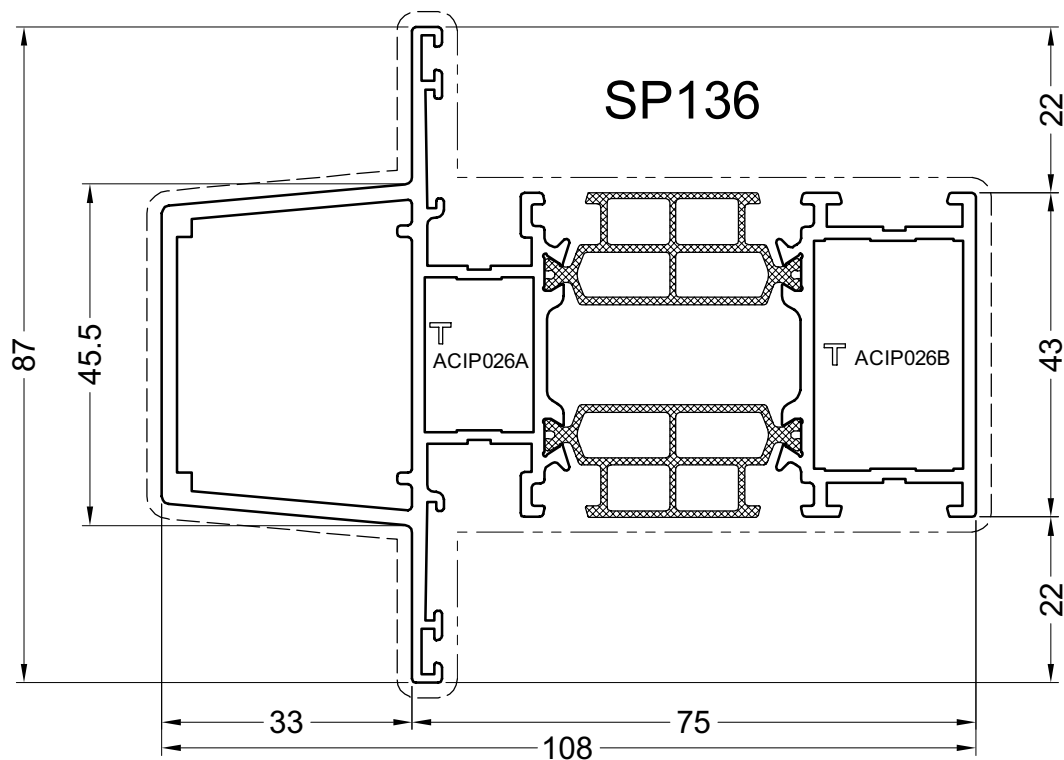
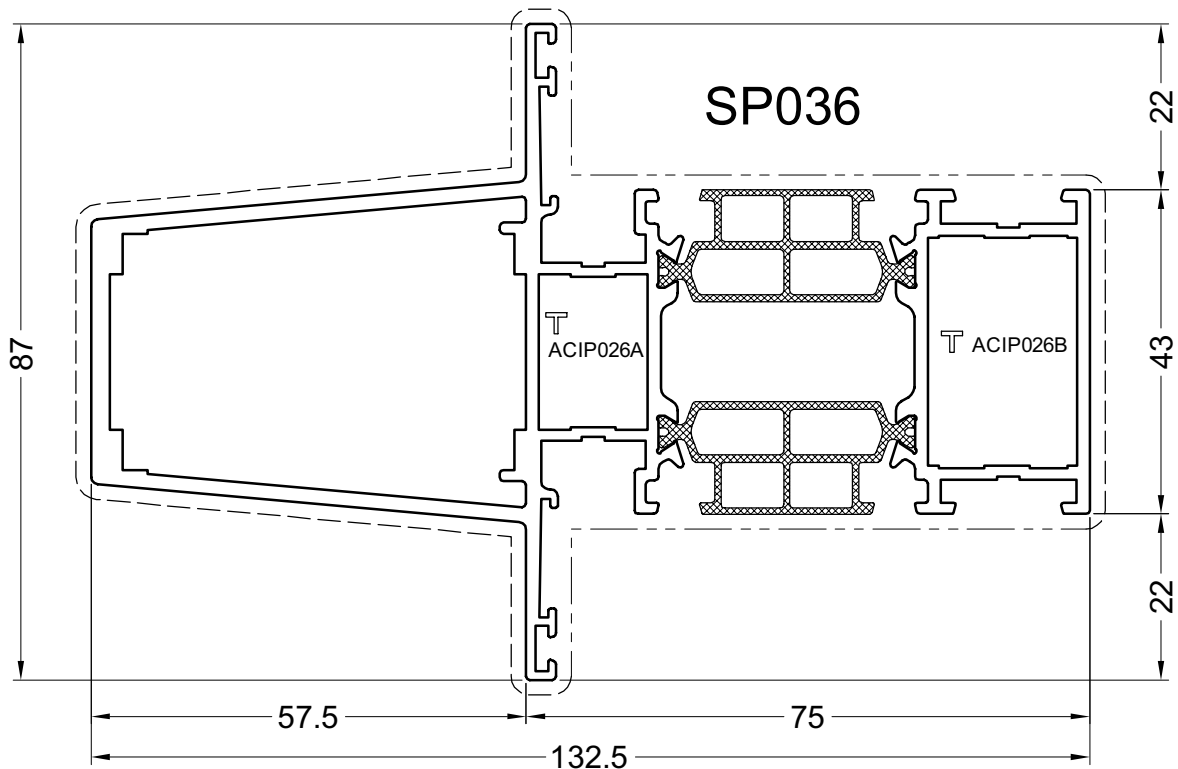
spa12

Primaire zichtbare zijde
Face visible primaire
Primär sichtbare Seite
Primary visible side

Secundaire zichtbare zijde
Face visible secondaire
Secondär sichtbare Seite
Secondary visible side

TUSSENREGELS
TRAVERS
SPROSSENPROFIE
TRANSOMS

PROFIELEN - PROFILS- PROFILE - PROFILES

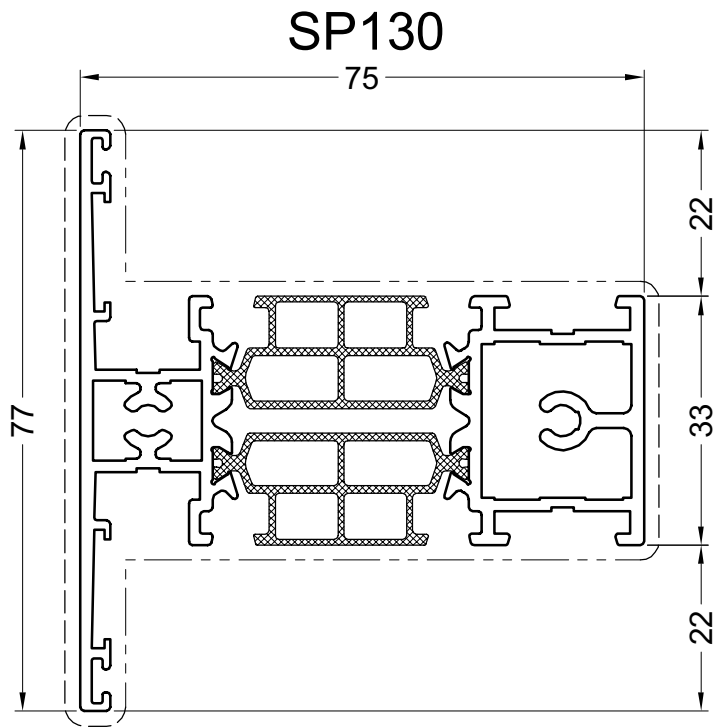


spa13

Primaire zichtbare zijde
Face visible primaire
Primär sichtbare Seite
Primary visible side

Secundaire zichtbare zijde
Face visible secondaire
Secondär sichtbare Seite
Secondary visible side

15/10/07

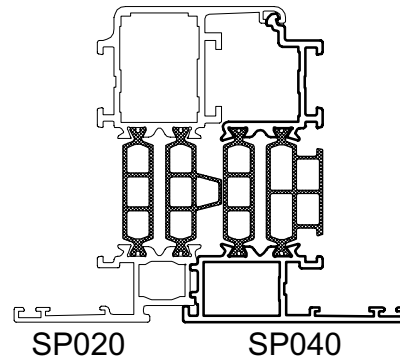
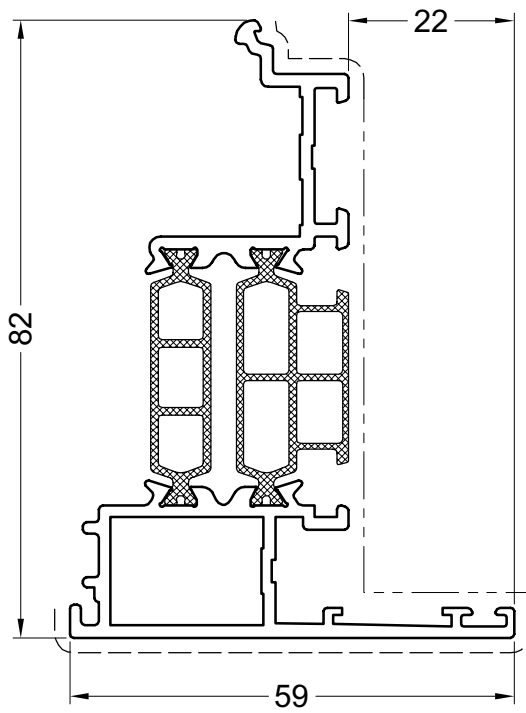


spa14

STOLPPROFIELEN
MAUCLAIRS
STULP PROFILE
DOUBLE CASEMENT PROFILES

PROFIELEN - PROFILS- PROFILE - PROFILES

SP040



spa15

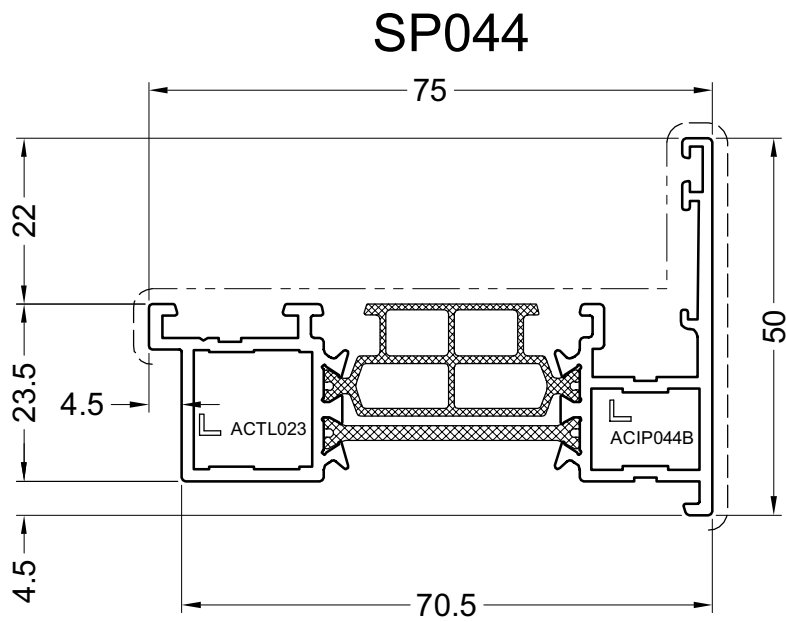
Primaire zichtbare zijde
Face visible primaire
Primär sichtbare Seite
Primary visible side

Secundaire zichtbare zijde
Face visible secondaire
Secondär sichtbare Seite
Secondary visible side

15/10/07

OMKEERPROFIELEN
INVERSEURS
UMKEHRUNG PROFILE
REVERSING ROD

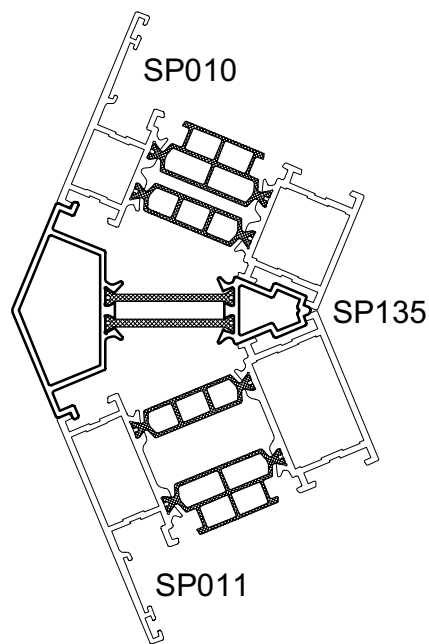
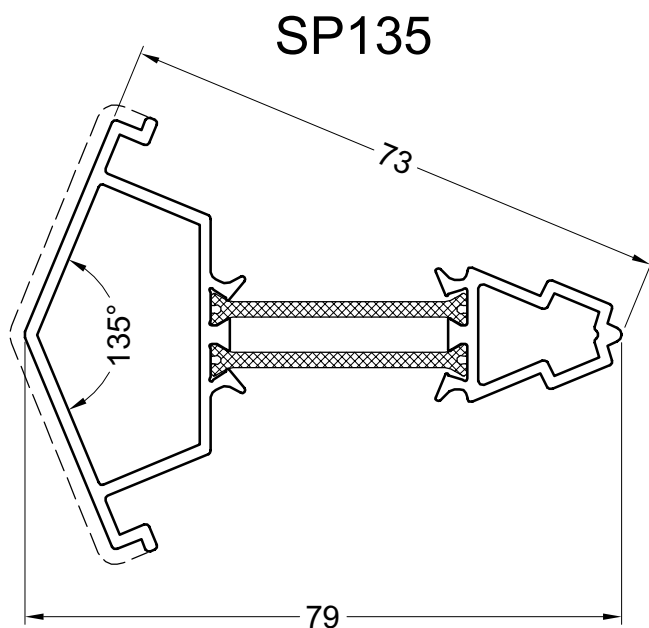
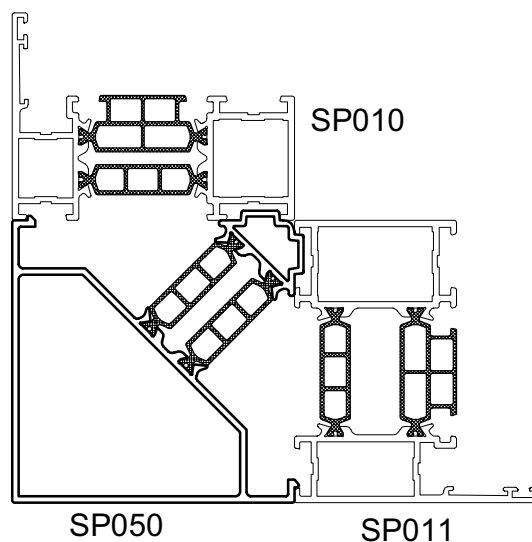
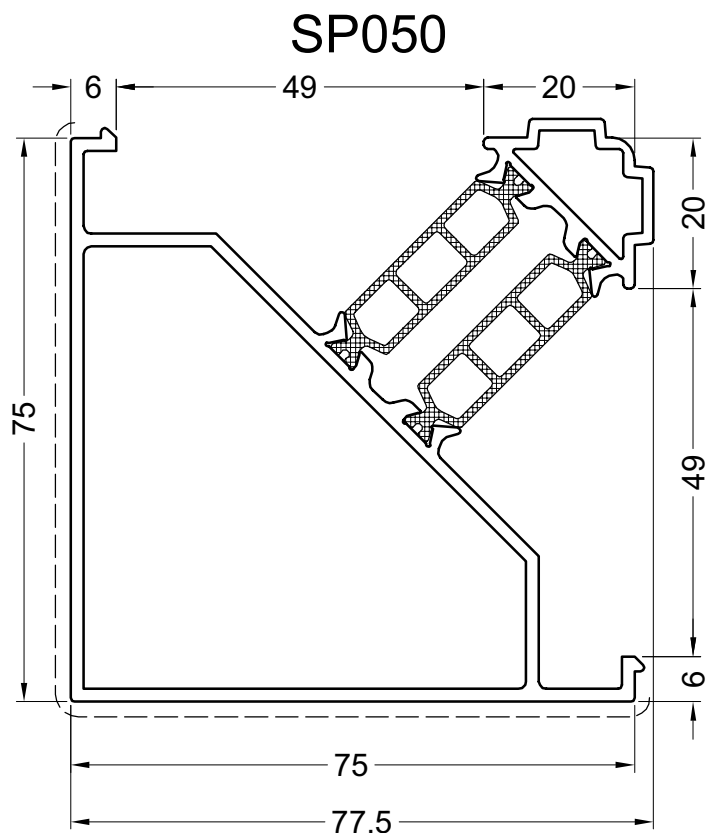
PROFIELEN - PROFILS- PROFILE - PROFILES



spa16

HOEKPROFIELEN
POTEAUX D'ANGLE
ECKPROFILE
CORNER PROFILES

PROFIELEN - PROFILS- PROFILE - PROFILES



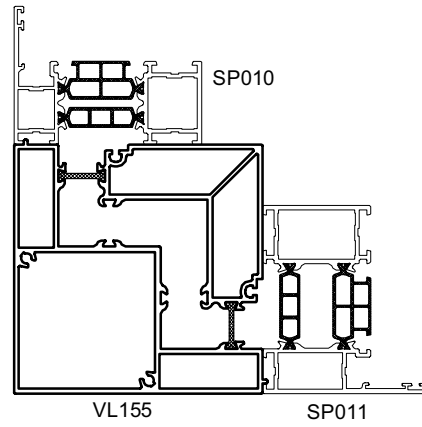
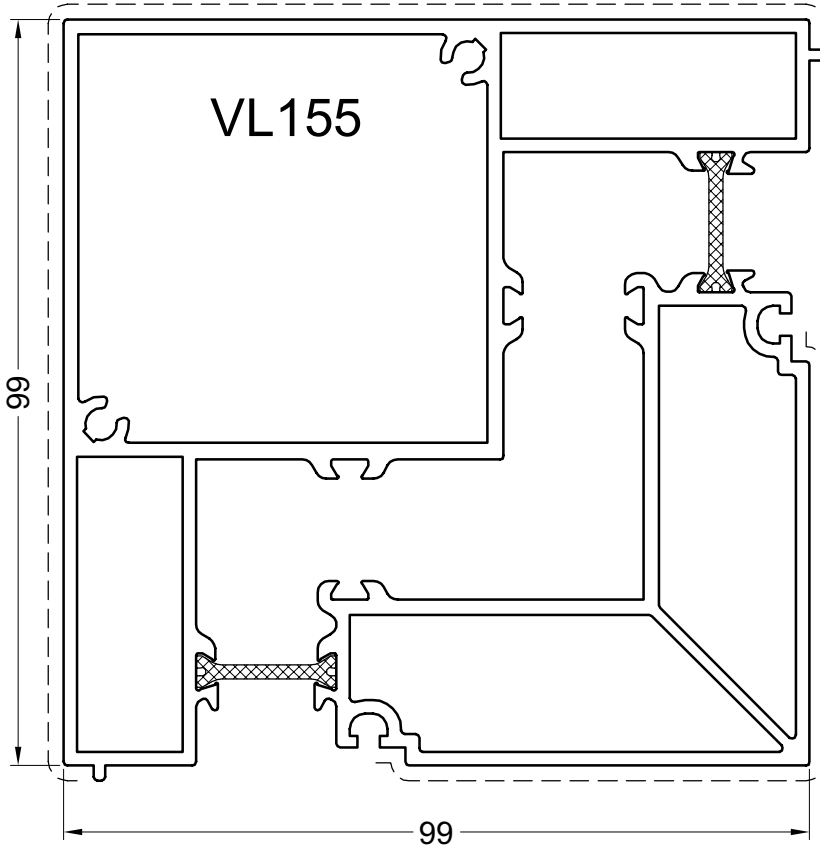
spa17

Primaire zichtbare zijde
Face visible primaire
Primär sichtbare Seite
Primary visible side

Secundaire zichtbare zijde
Face visible secondaire
Secondär sichtbare Seite
Secondary visible side

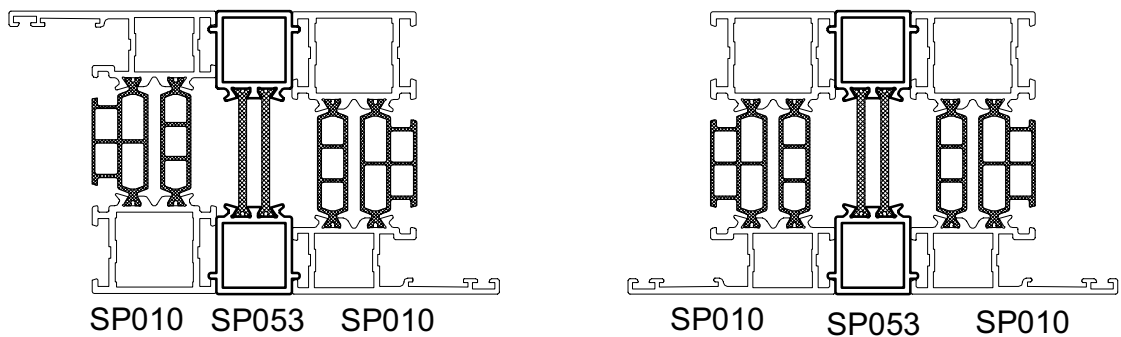
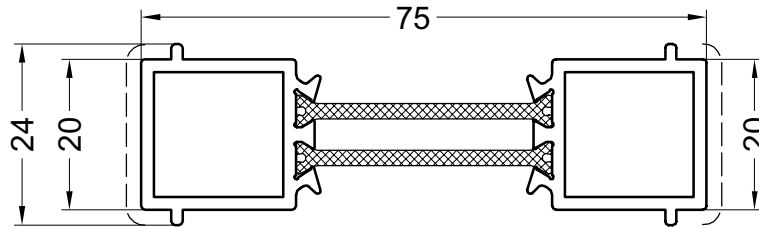
HOEKPROFIELEN
POTEAUX D'ANGLE
ECKPROFILE
CORNER PROFILES

PROFIELEN - PROFILS- PROFILE - PROFILES

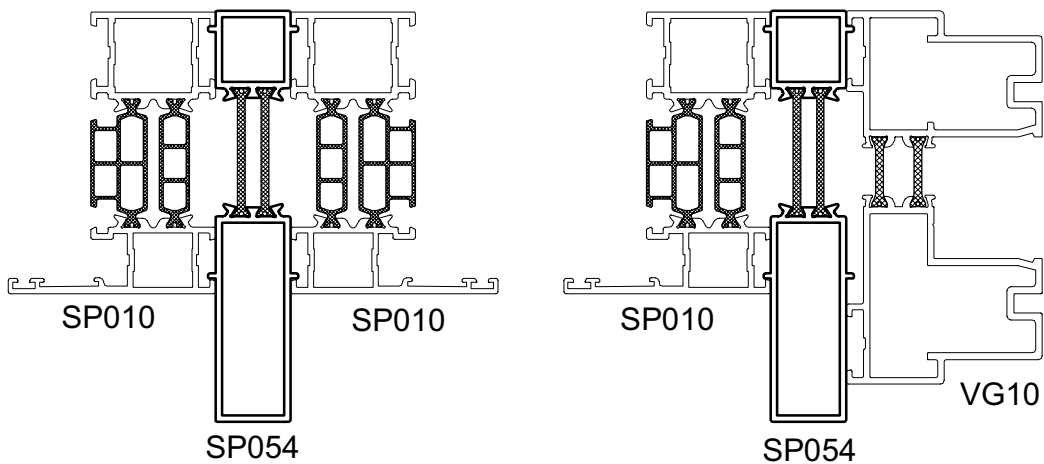
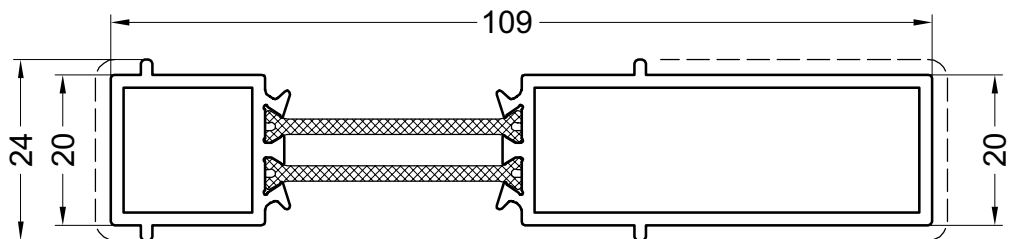


spa18_a

SP053



SP054



spa18

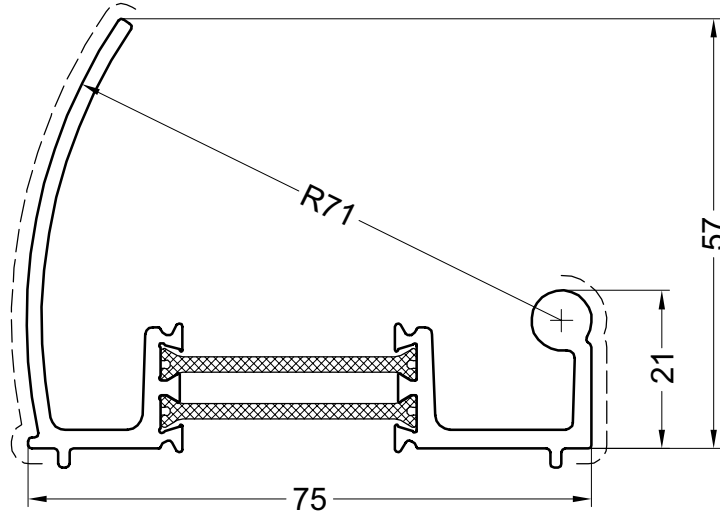
Primaire zichtbare zijde
Face visible primaire
Primär sichtbare Seite
Primary visible side

Secundaire zichtbare zijde
Face visible secondaire
Secondär sichtbare Seite
Secondary visible side

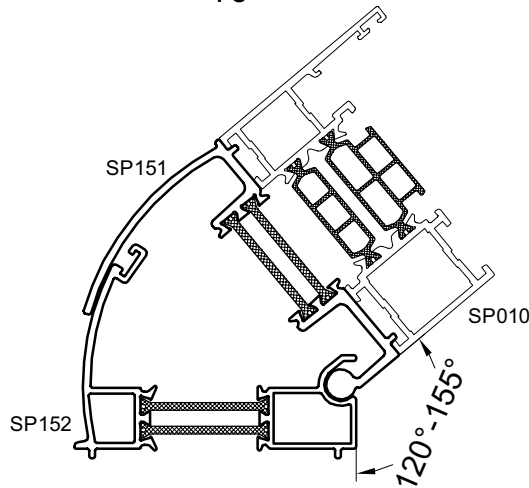
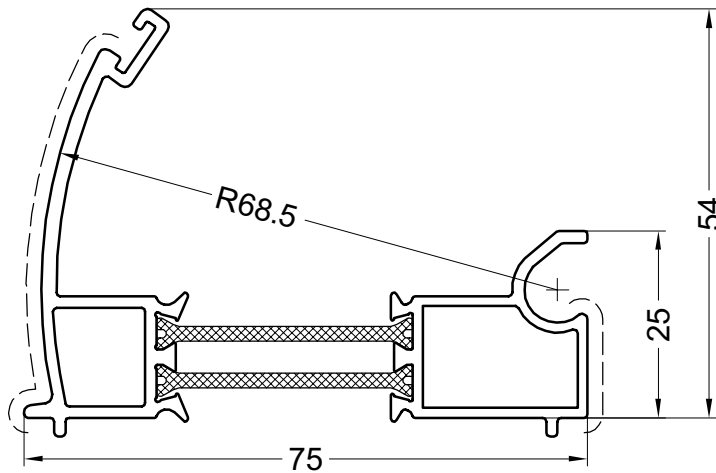
HOEKPROFIELEN
POTEAUX D'ANGLE
ECKPROFILE
CORNER PROFILES

PROFIELEN - PROFILS - PROFILE - PROFILES

SP151



SP152

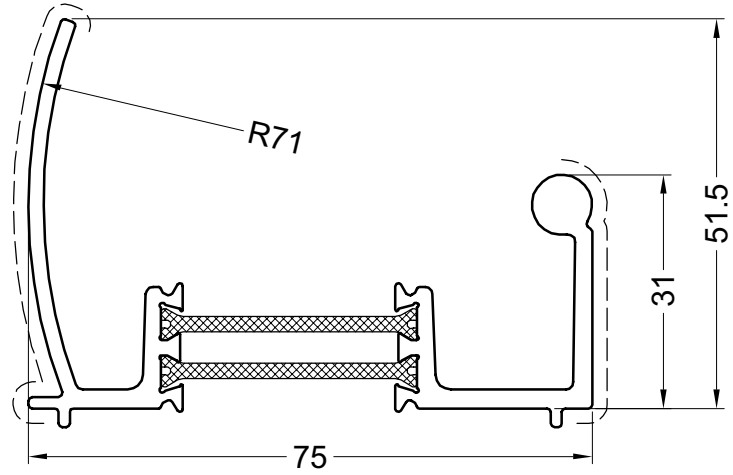


spa33

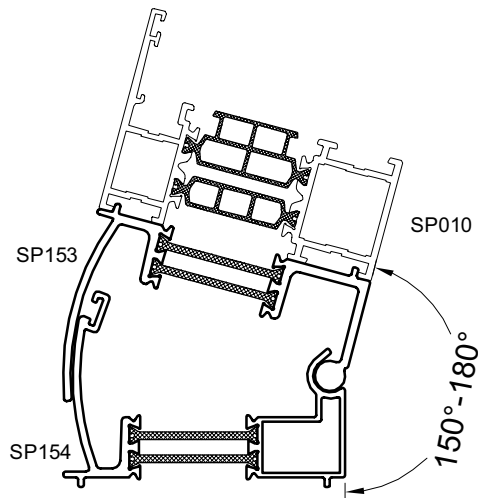
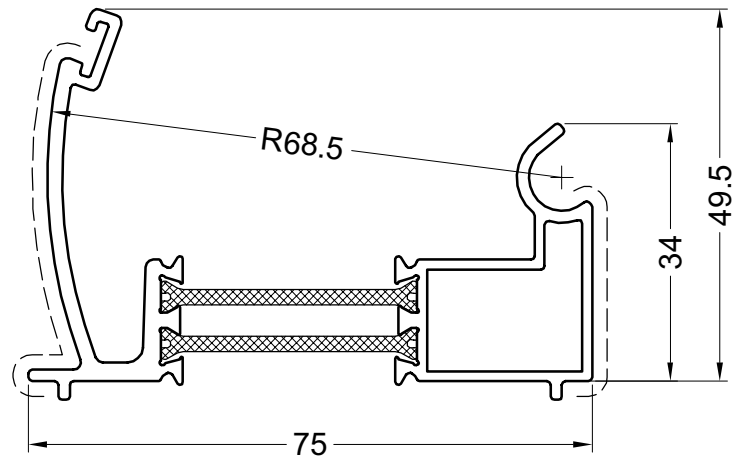
Primaire zichtbare zijde
Face visible primaire
Primär sichtbare Seite
Primary visible side

Secundaire zichtbare zijde
Face visible secondaire
Secondär sichtbare Seite
Secondary visible side

SP153



SP154



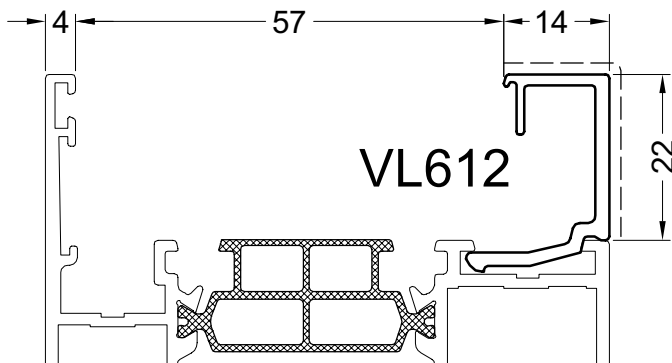
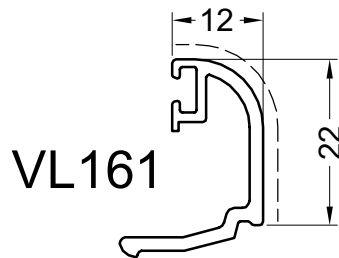
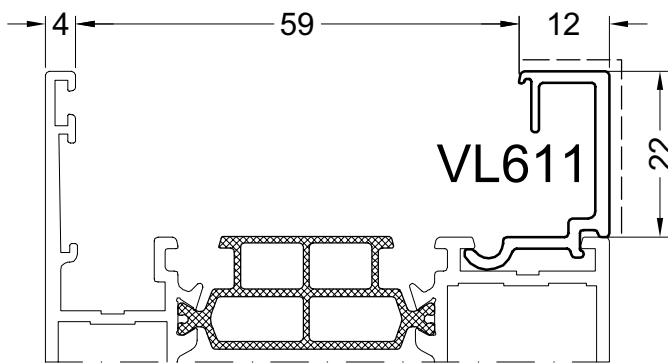
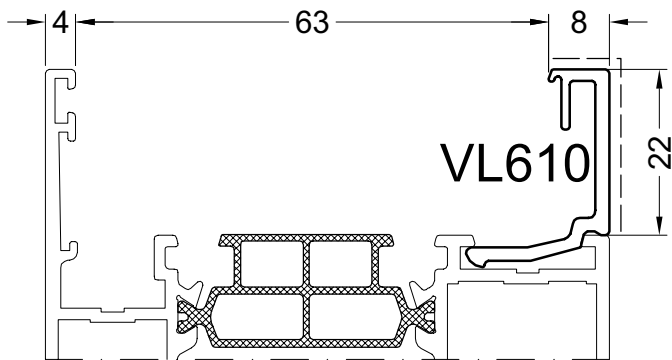
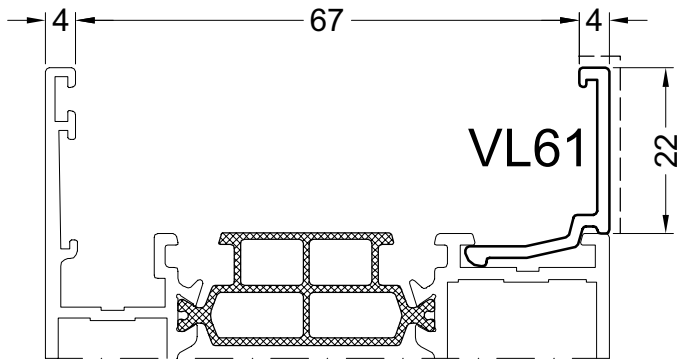
spa34

Primaire zichtbare zijde
Face visible primaire
Primär sichtbare Seite
Primary visible side

Secundaire zichtbare zijde
Face visible secondaire
Secondär sichtbare Seite
Secondary visible side

GLASLATTEN
LATTES A VITRAGE
GLASLEISTE
GLAZING BEADS

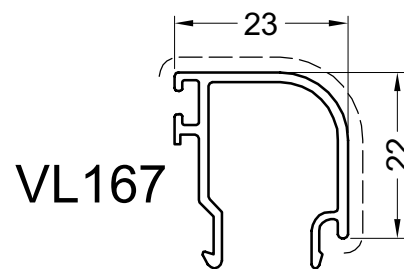
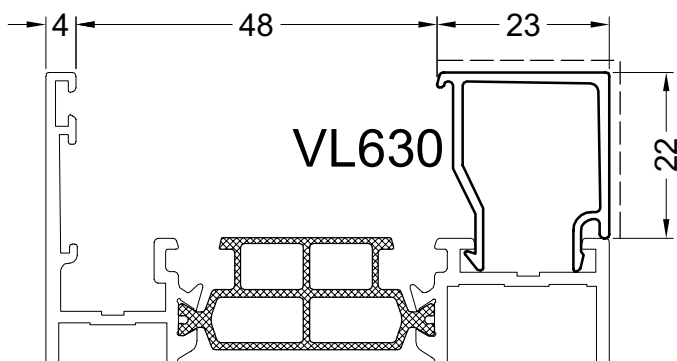
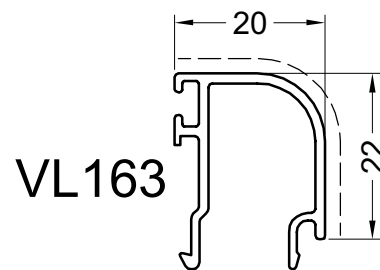
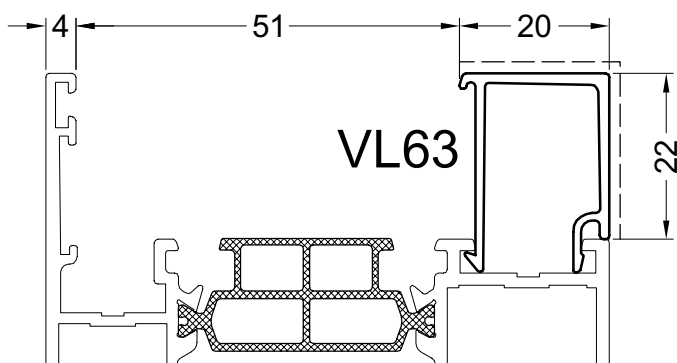
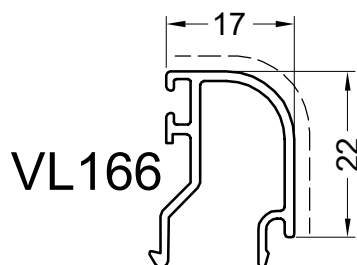
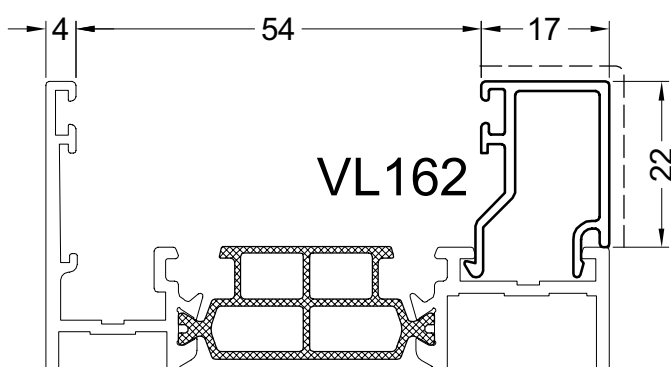
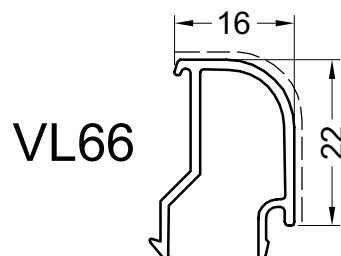
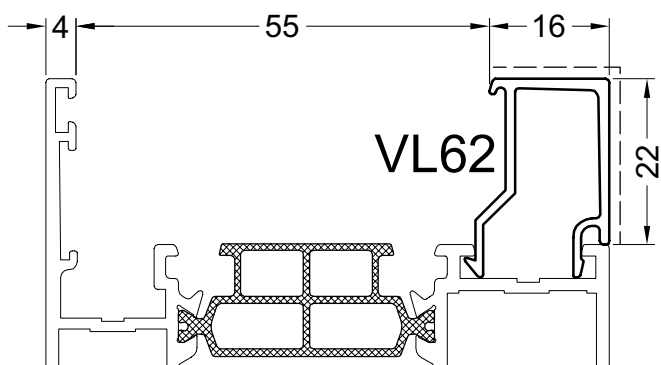
PROFIELEN - PROFILS - PROFILE - PROFILES



spa19

GLASLATTEN
LATTES A VITRAGE
GLASLEISTE
GLAZING BEADS

PROFIELEN - PROFILS- PROFILE - PROFILES



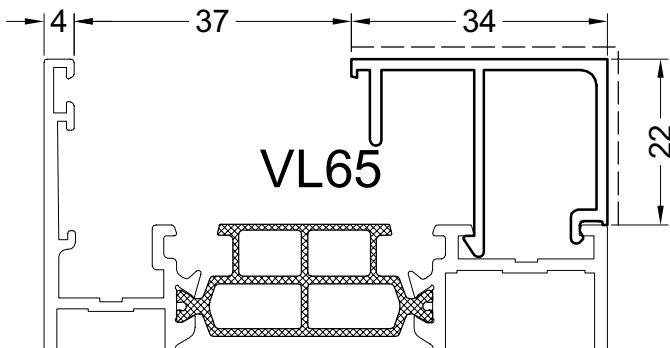
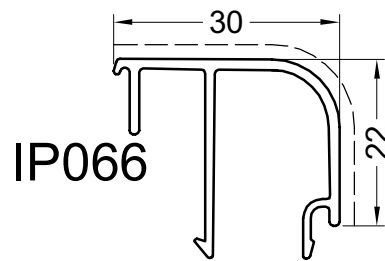
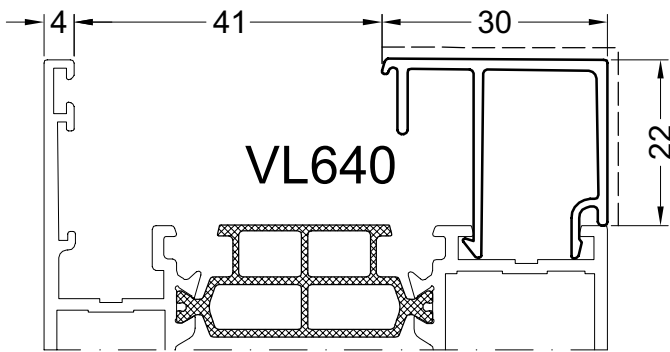
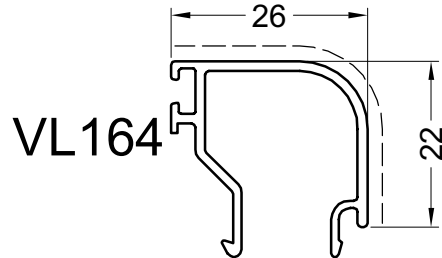
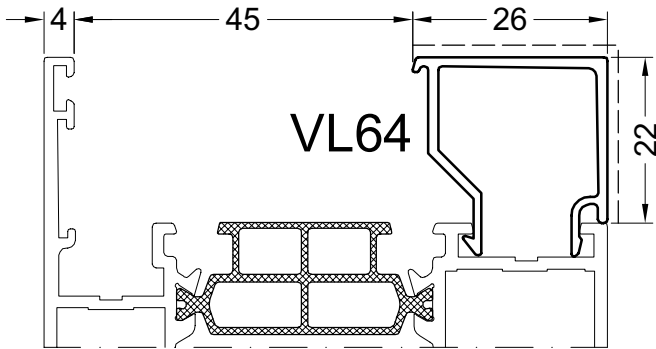
spa20

Primaire zichtbare zijde
Face visible primaire
Primär sichtbare Seite
Primary visible side

Secundaire zichtbare zijde
Face visible secondaire
Secondär sichtbare Seite
Secondary visible side

GLASLATTEN
LATTES A VITRAGE
GLASLEISTE
GLAZING BEADS

PROFIELEN - PROFILS- PROFILE - PROFILES



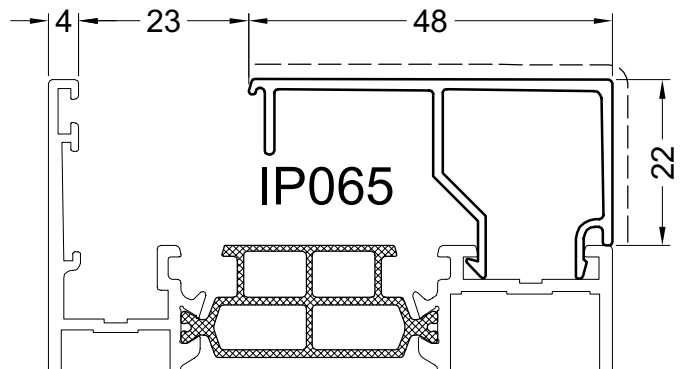
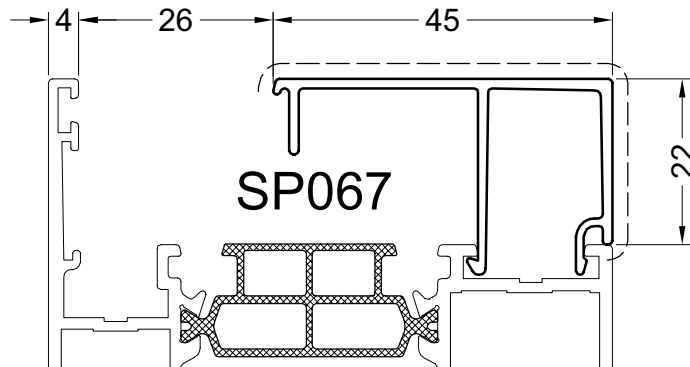
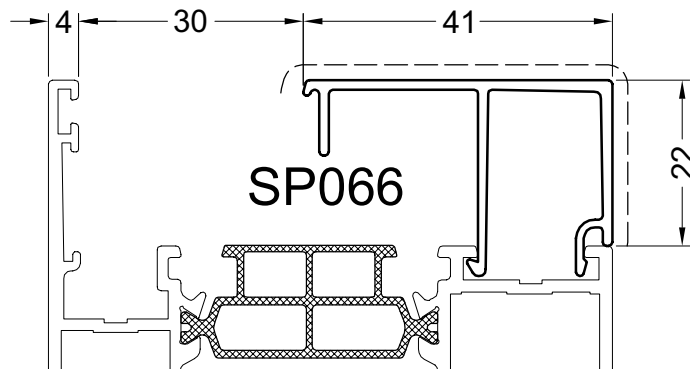
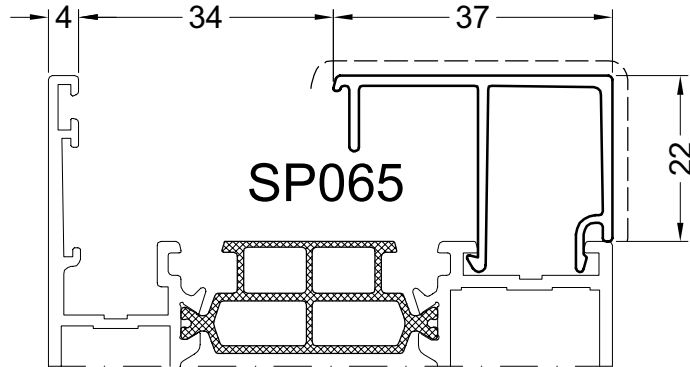
spa21

Primaire zichtbare zijde
Face visible primaire
Primär sichtbare Seite
Primary visible side

Secundaire zichtbare zijde
Face visible secondaire
Secondär sichtbare Seite
Secondary visible side

GLASLATTEN
LATTES A VITRAGE
GLASLEISTE
GLAZING BEADS

PROFIELEN - PROFILS- PROFILE - PROFILES



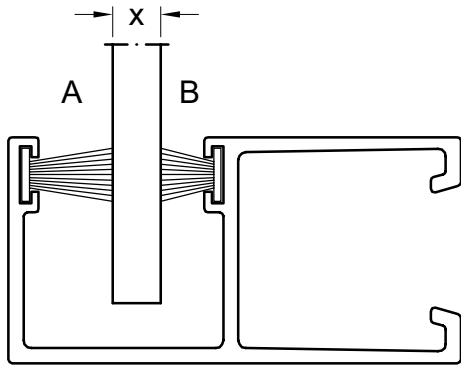
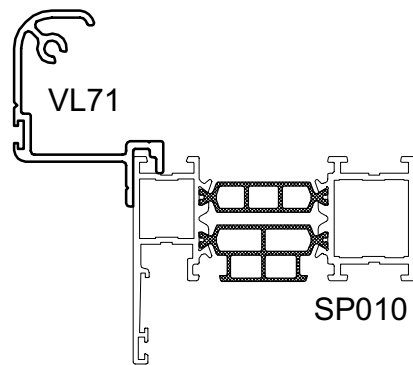
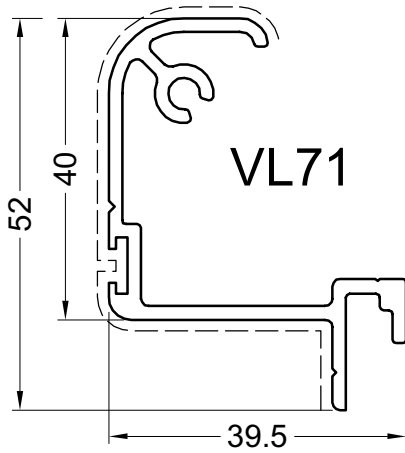
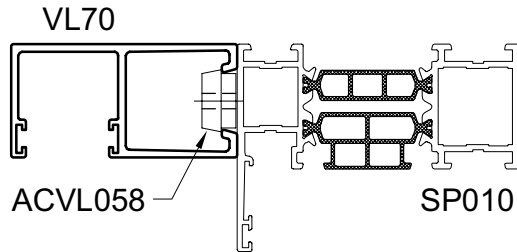
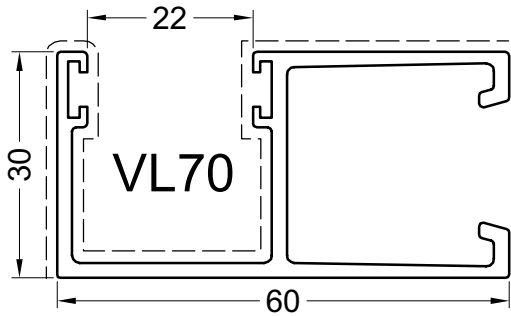
spa22

Primaire zichtbare zijde
Face visible primaire
Primär sichtbare Seite
Primary visible side

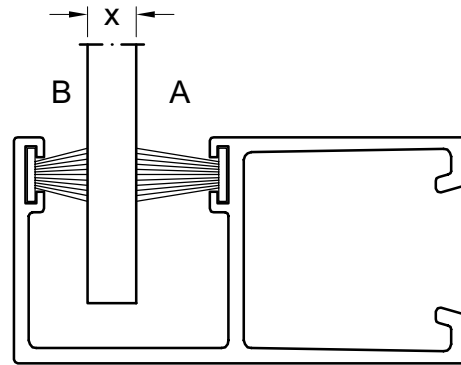
Secundaire zichtbare zijde
Face visible secondaire
Secondär sichtbare Seite
Secondary visible side

ROLLUIKPROFIELEN
PROFILS STORE
ROLLADEN PROFILE
SHUTTER PROFILES

PROFIELEN - PROFILS - PROFILE - PROFILES



OR



VL70

VL70

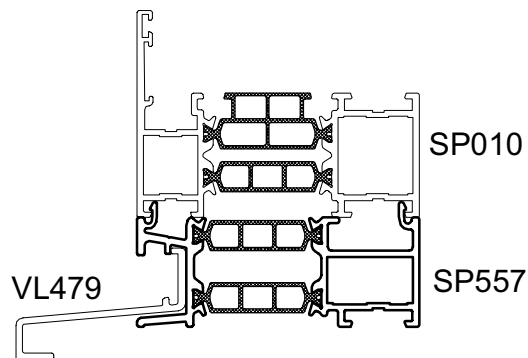
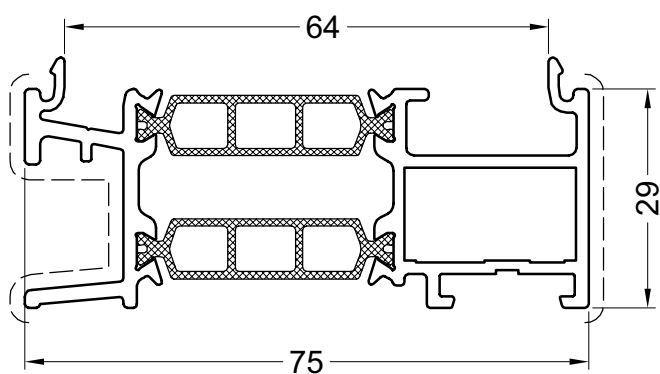
X	A	B
6 → 8	ACSR011	ACSR011
8 → 12	ACSR011	ACVL033
12 → 14	ACSR011	ACVG42
14 → 15	ACVL033	ACVL033
15 → 17	ACVL033	ACVG42
17 → 18	ACVG42	ACVG42

spa23

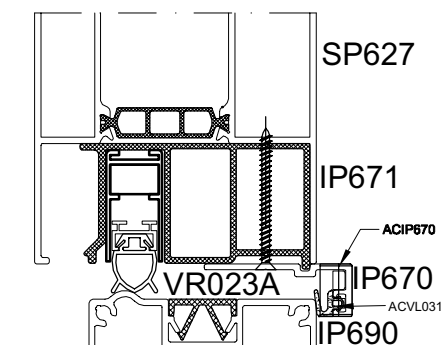
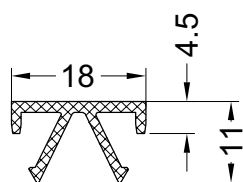
DORPELPROFIELEN
SEUILS
SOLLPROFIELE
SILL MEMBERS

PROFIELEN - PROFILS- PROFILE - PROFILES

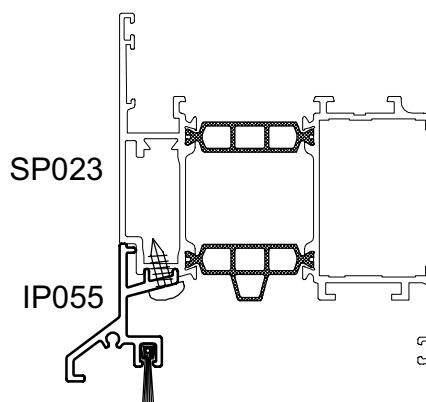
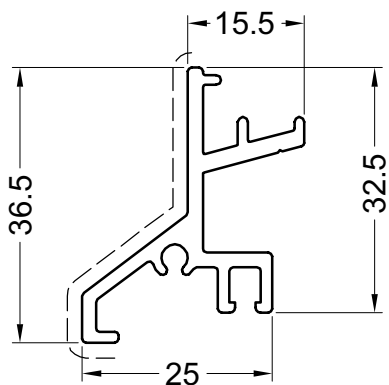
SP557



VR023A



IP055



spa24

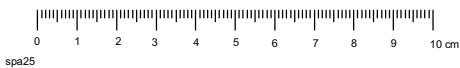
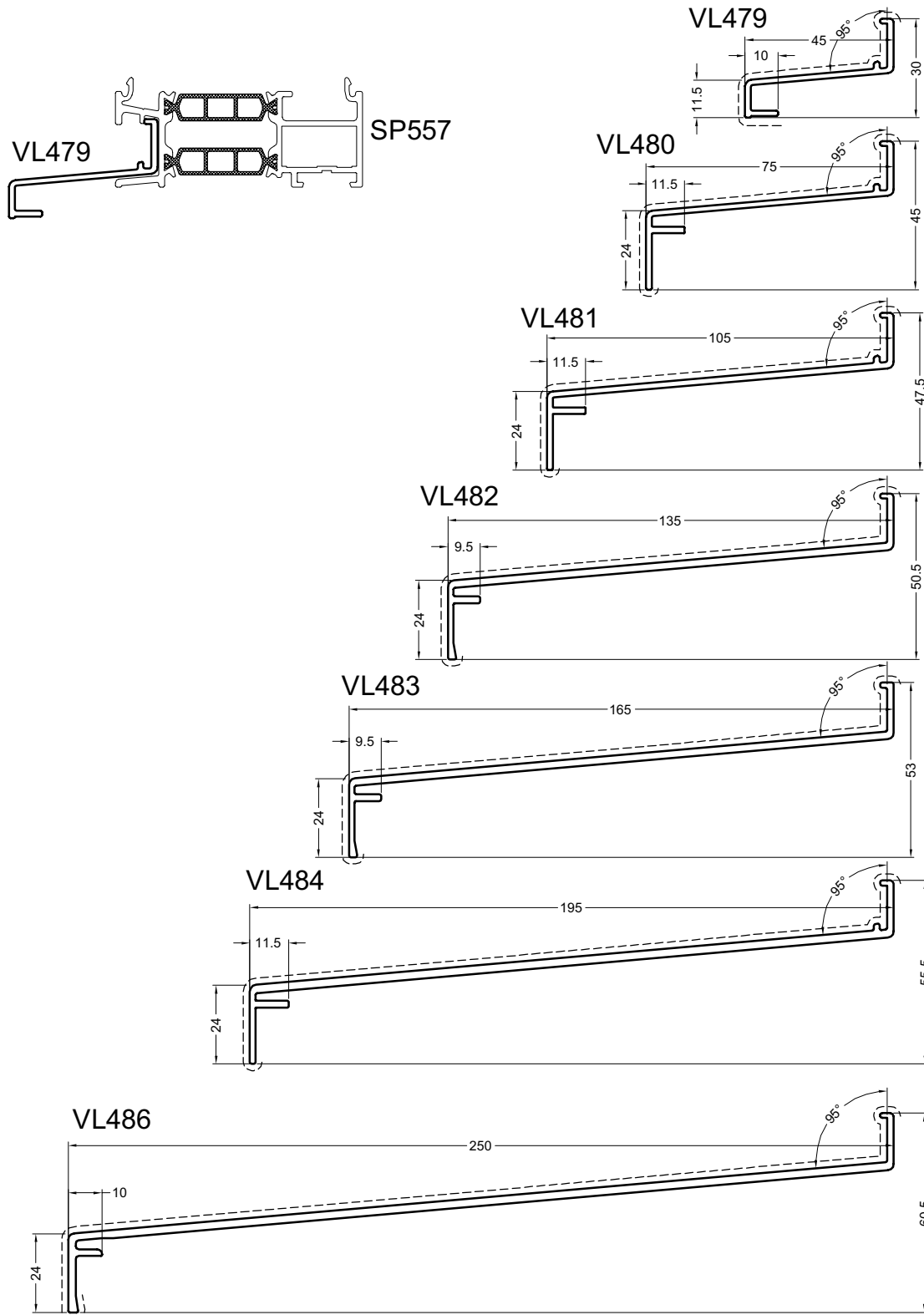
Primaire zichtbare zijde
Face visible primaire
Primär sichtbare Seite
Primary visible side

Secundaire zichtbare zijde
Face visible secondaire
Secondär sichtbare Seite
Secondary visible side

25/10/07

DORPELPROFIELEN
SEUILS
SOLLPROFILE
SILL MEMBERS

PROFIELEN - PROFILS - PROFILE - PROFILES



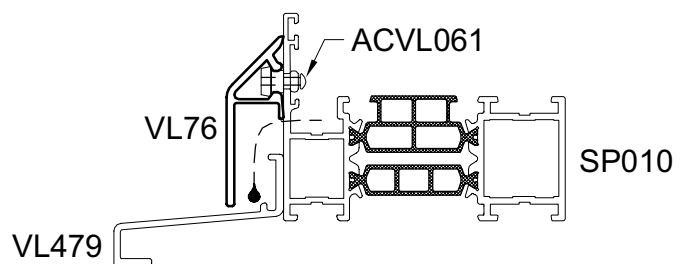
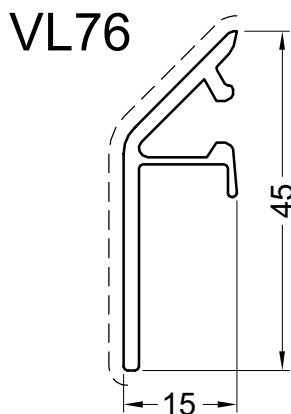
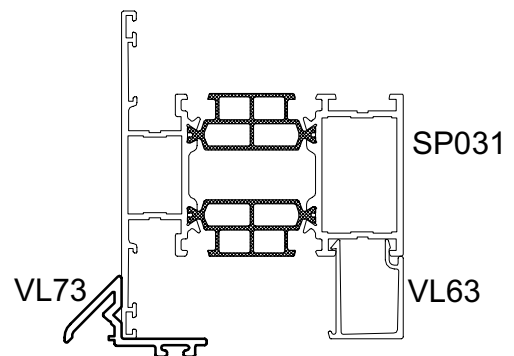
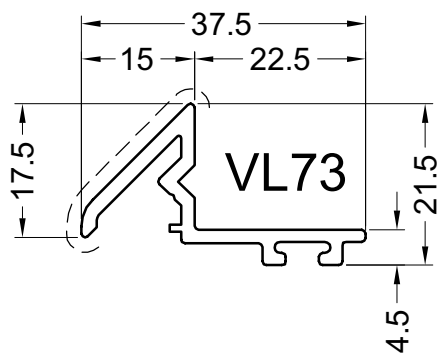
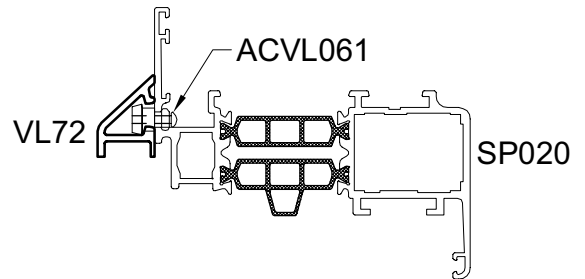
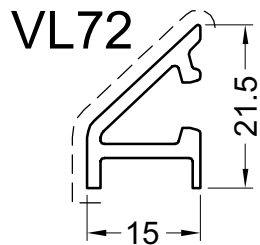
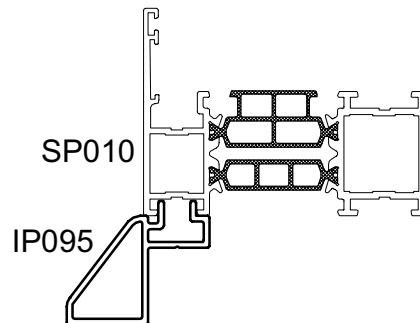
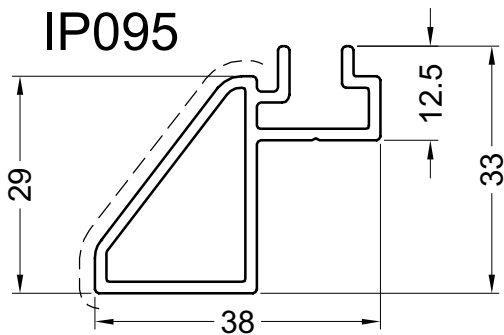
spa25

Primaire zichtbare zijde
Face visible primaire
Primär sichtbare Seite
Primary visible side

Secundaire zichtbare zijde
Face visible secondaire
Secondär sichtbare Seite
Secondary visible side

DORPELPROFIELEN
SEUILS
SOLLPROFILE
SILL MEMBERS

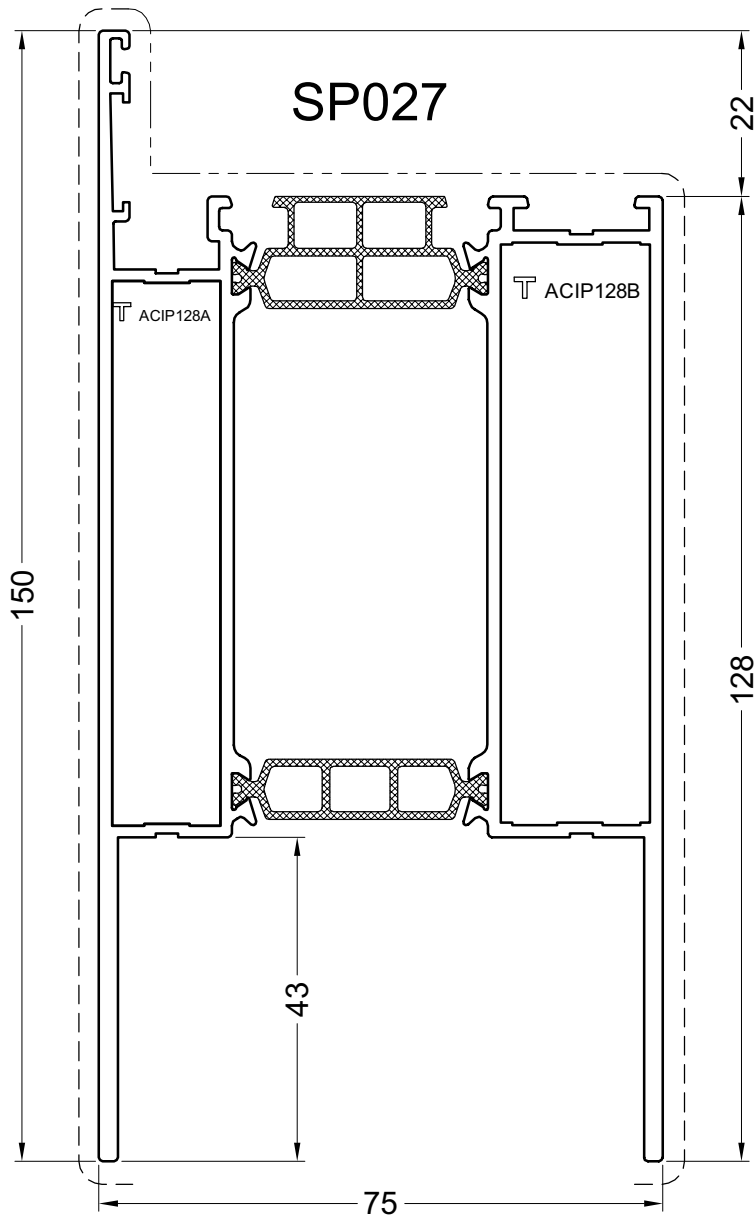
PROFIELEN - PROFILS- PROFILE - PROFILES



spa26

Primaire zichtbare zijde
Face visible primaire
Primär sichtbare Seite
Primary visible side

Secundaire zichtbare zijde
Face visible secondaire
Secondär sichtbare Seite
Secondary visible side

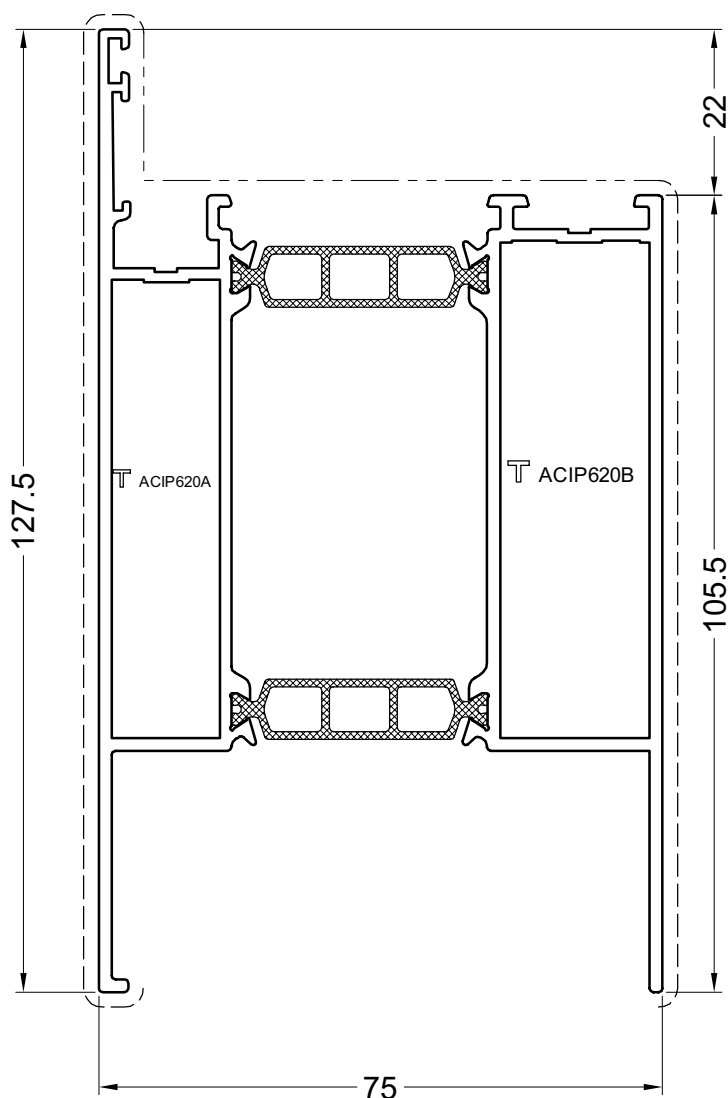


spa27

PLINTPROFIELEN
PROFILS DE PLINTHE
SOCKELPROFILE
TRANSOM

PROFIELEN - PROFILS- PROFILE - PROFILES

SP627



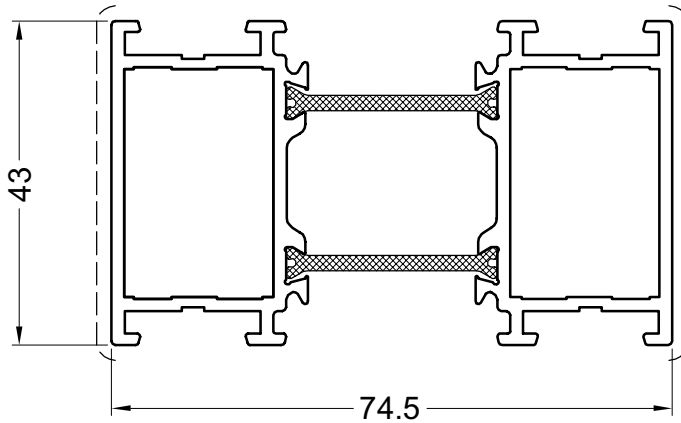
spa28

Primaire zichtbare zijde
Face visible primaire
Primär sichtbare Seite
Primary visible side

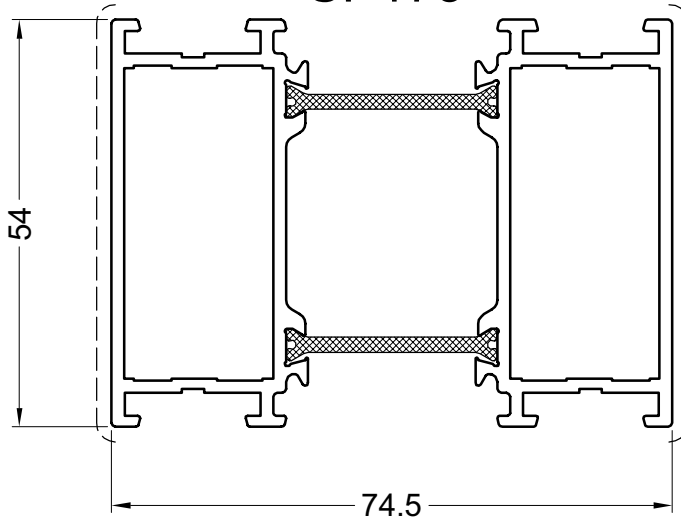
Secundaire zichtbare zijde
Face visible secondaire
Secondär sichtbare Seite
Secondary visible side

15/10/07

SP174



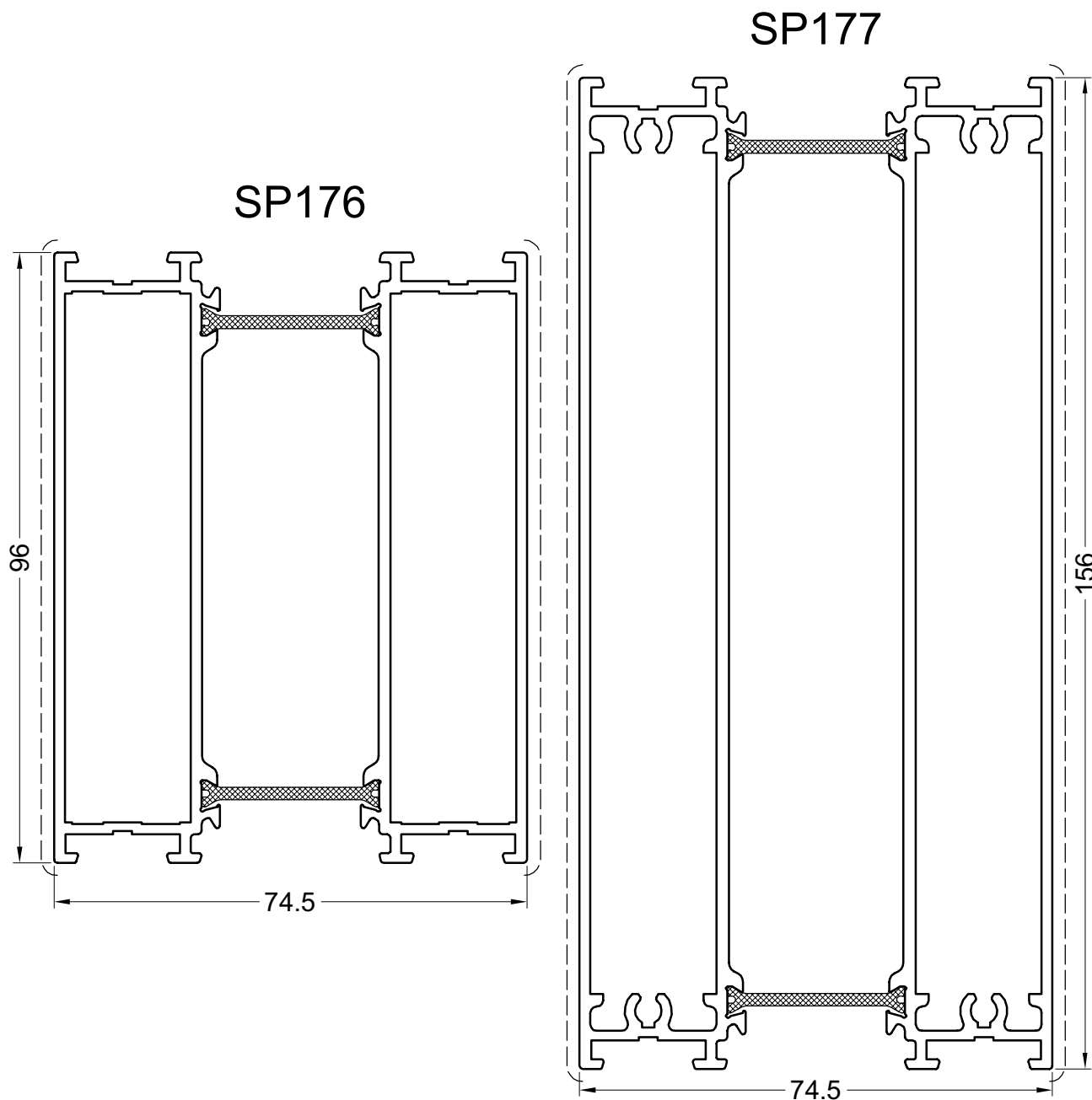
SP175



spa29

OPZETPROFIELEN
PROFILS REHAUSSEMENT
ERHOHUNG PROFILE
ELEVATION PROFILES

PROFIELEN - PROFILS- PROFILE - PROFILES



spa30

Primaire zichtbare zijde
Face visible primaire
Primär sichtbare Seite
Primary visible side

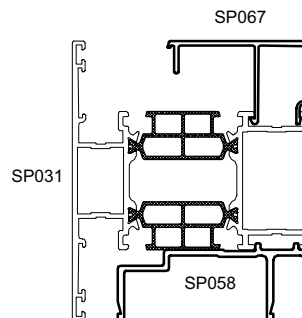
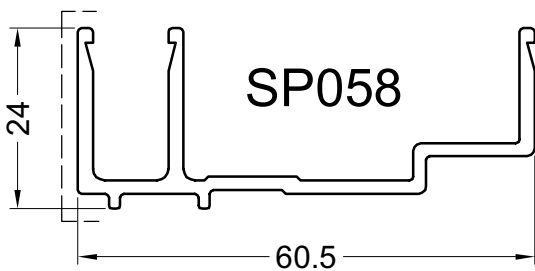
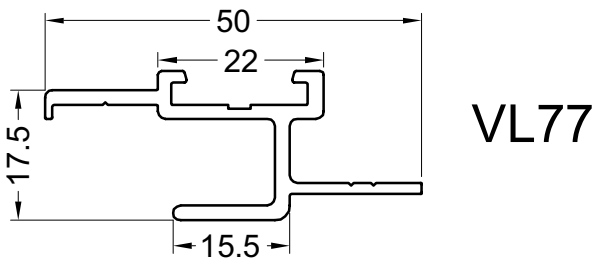
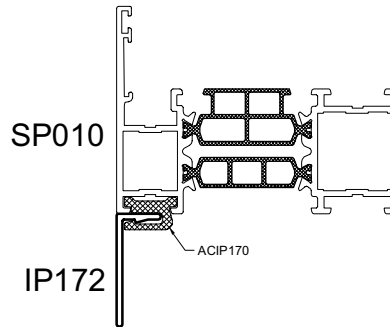
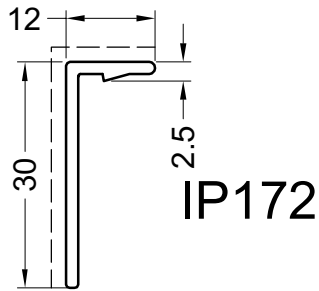
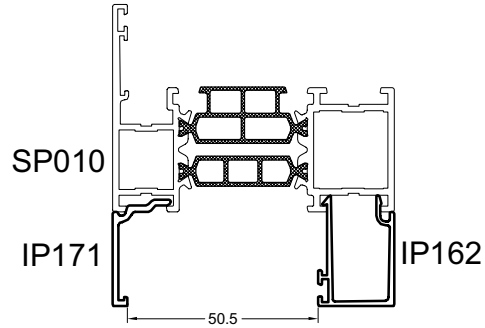
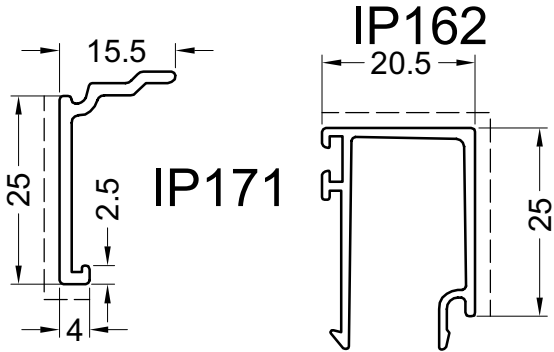
Secundaire zichtbare zijde
Face visible secondaire
Secondär sichtbare Seite
Secondary visible side

15/10/07

53

DIVERSE PROFIELEN
PROFILS DIVERS
DIVERS PROFILLEN
VARIED PROFILES

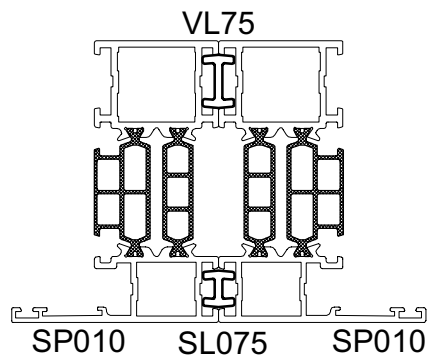
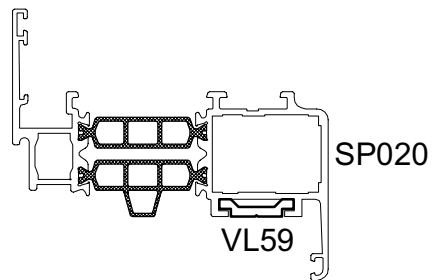
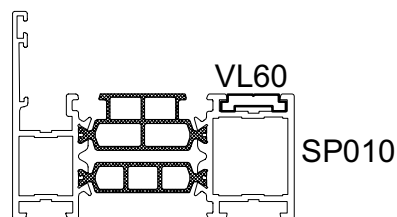
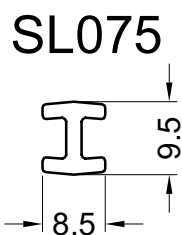
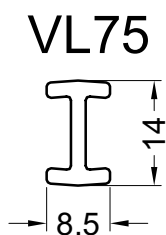
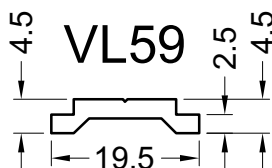
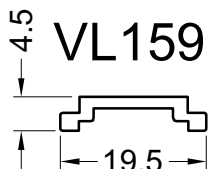
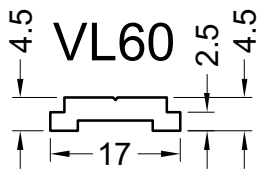
PROFIELEN - PROFILS - PROFILE - PROFILES



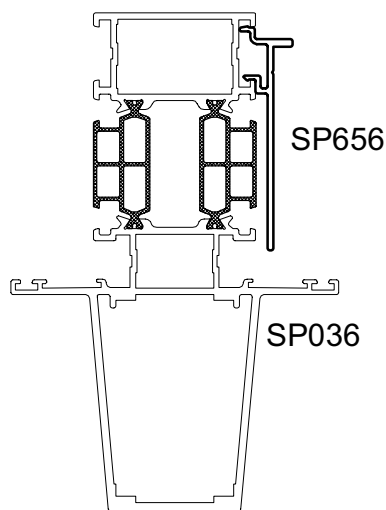
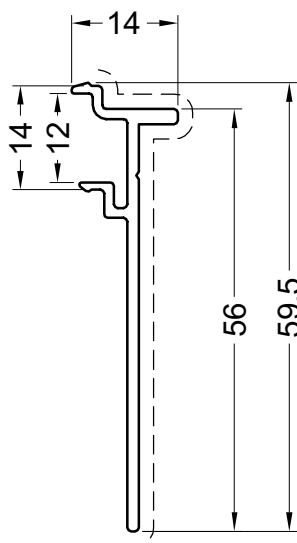
spa31

DIVERSE PROFIELEN
PROFILS DIVERS
DIVERS PROFILN
VARIED PROFILES

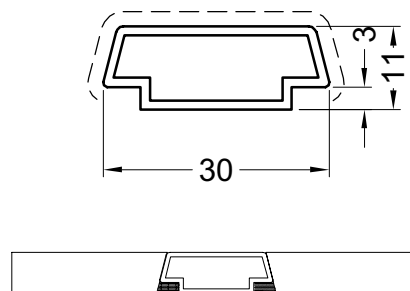
PROFIELEN - PROFILS - PROFILE - PROFILES



SP656



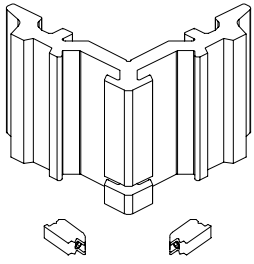


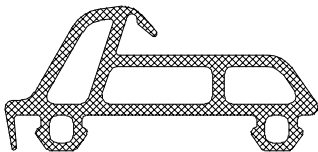
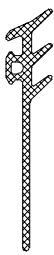
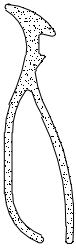
VL67



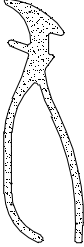
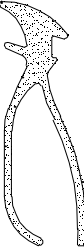
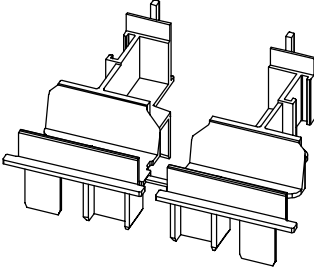
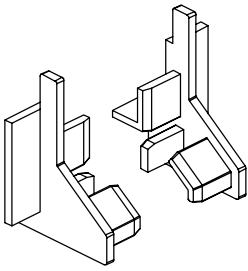
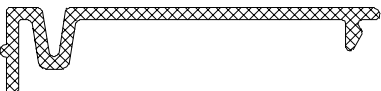
spa32

Primaire zichtbare zijde
Face visible primaire
Primär sichtbare Seite
Primary visible side



Secundaire zichtbare zijde
Face visible secondaire
Secondär sichtbare Seite
Secondary visible side

	Verp. per Emb. par Pack pr.	Einheid Unit	Toepassing Application	Kleur Couleur												
 <p>ACSP019A -Schroefhoek voor buitenste kamer -Clame à visser pour chambre extérieure -Eckverbinder schraubbar für aussere kammer -Square coupling joint for outside chamber</p> <p>X=15mm Y=48mm</p>  ACVG65	1	Stuk Pièce Stück Piece	SP019	<table border="1"> <tr><td>BR</td><td></td></tr> <tr><td>AN</td><td></td></tr> <tr><td>KL</td><td></td></tr> <tr><td>GS</td><td></td></tr> <tr><td>Z</td><td></td></tr> <tr><td>W</td><td></td></tr> </table>	BR		AN		KL		GS		Z		W	
BR																
AN																
KL																
GS																
Z																
W																
 <p>ACSP029 -Hoekstuk voor middendichting -Coin pour joint centrale -Eckstück für Mitteldichtung -Corner for central gasket</p>	1	Stuk Pièce Stück Piece	ACSP030	<table border="1"> <tr><td>BR</td><td></td></tr> <tr><td>AN</td><td></td></tr> <tr><td>KL</td><td></td></tr> <tr><td>GS</td><td></td></tr> <tr><td>Z</td><td></td></tr> <tr><td>W</td><td></td></tr> </table>	BR		AN		KL		GS		Z		W	
BR																
AN																
KL																
GS																
Z																
W																
 <p>ACSP030 -Middendichting -Joint centrale -Mitteldichtung -Central gasket</p>	20	m	SP010 SP011 SP012 SP019 SP040	<table border="1"> <tr><td>BR</td><td></td></tr> <tr><td>AN</td><td></td></tr> <tr><td>KL</td><td></td></tr> <tr><td>GS</td><td></td></tr> <tr><td>Z</td><td></td></tr> <tr><td>W</td><td></td></tr> </table>	BR		AN		KL		GS		Z		W	
BR																
AN																
KL																
GS																
Z																
W																
 <p>ACSP031 -Beglazingsrubber buiten 3mm -Joint de vitrage extérieure 3mm -Glasanlage-Dichtung 3mm -Glazing gasket outside 3mm</p>	100	m	SP010 SP011 SP012 SP019 SP020 SP021 SP023 SP030 SP031 SP032	<table border="1"> <tr><td>BR</td><td></td></tr> <tr><td>AN</td><td></td></tr> <tr><td>KL</td><td></td></tr> <tr><td>GS</td><td></td></tr> <tr><td>Z</td><td></td></tr> <tr><td>W</td><td></td></tr> </table>	BR		AN		KL		GS		Z		W	
BR																
AN																
KL																
GS																
Z																
W																
 <p>ACSP032 -Beglazingsrubber 3mm -Joint de vitrage 3mm -Glasdichtung 3mm -Glazing gasket 3mm</p>	100	m	SP010 SP011 SP012 SP019 SP020 SP021 SP023 SP030 SP031 SP032	<table border="1"> <tr><td>BR</td><td></td></tr> <tr><td>AN</td><td></td></tr> <tr><td>KL</td><td></td></tr> <tr><td>GS</td><td></td></tr> <tr><td>Z</td><td></td></tr> <tr><td>W</td><td></td></tr> </table>	BR		AN		KL		GS		Z		W	
BR																
AN																
KL																
GS																
Z																
W																

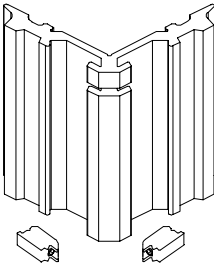

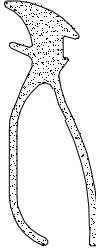
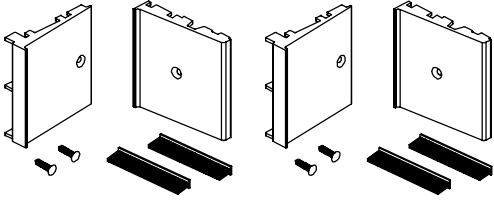
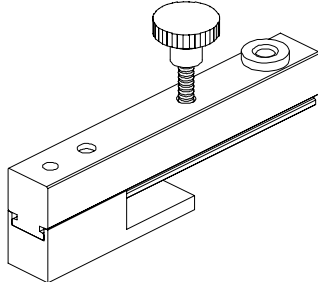
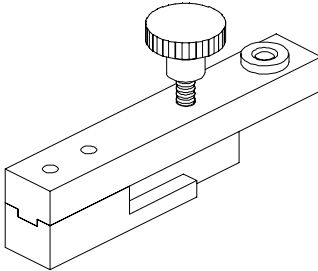


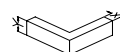
		Verp. per Emb. par Pack pr. Pack pr.	Eenheid Unité Einheit Unit	Toepassing Application Anwendung Application	Kleur Couleur Farbe Color
	ACSP033 -Beglazingsrubber 4mm -Joint de vitrage 4mm -Glasdichtung 4mm -Glazing gasket 4mm	100	m	SP010 SP011 SP012 SP019 SP020 SP021 SP023 SP030 SP031 SP032	BR AN KL GS Z W
	ACSP034 -Beglazingsrubber 5mm -Joint de vitrage 5mm -Glasdichtung 5mm -Glazing gasket 5mm	100	m	SP010 SP011 SP012 SP019 SP020 SP021 SP023 SP030 SP031 SP032	BR AN KL GS Z W
	ACSP054 -Stolpeindstuk -Embout mauclair -Stülpendstück -Sealing double casement	1	Set	SP040	BR AN KL GS Z X W X
	ACSP055 -Eindstuk -Pièce latérale -Abdichtung -Sealing	1	Set	IP055	BR AN KL GS Z W
	ACSP057 -Glassteun -Support calle de vitrage -Klotz-Anflage -Glazing support	1	Stuk Pièce Stück Piece	SP010 SP011 SP012 SP019 SP020 SP021 SP023 SP030 SP031 SP032	BR AN KL GS Z W

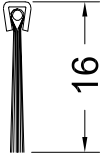




BR = BRUT - BRUT - ROH - BRUT
 AN (X) = ANODISATIE - ANODISE - ELOXIERT - ANODISED
 AN (■) = GELAKT - LAQUE - LACKIERT - LACQUERED -- RAL9006M
 KL = STANDAARDKLEUREN - COULEUR STANDARD - BASIS FARBEN - BASIC COLORS
 GS = GEMOFFELD SPECIAAL - LAQUE SPECIAL - SPECIALFARBE - SPECIAL COLOR
 Z = ZWART - NOIR - SCHWARZ - BLACK
 W = WIT - BLANC - WEISS - WHITE

 GEREEDSCHAP - OUTILLAGE
 WERKZEUG - TOOL
 BEVESTIGING - FIXATION
 BEFESTIGUNG - FIXATION



		Verp. per Emb. par Pack pr.	Einheid Unité Einheit Unit	Toepassing Application Anwendung Application	Kleur Couleur Farbe Color											
 <p>ACSP119A</p> <ul style="list-style-type: none"> -Schroefhoek voor buitenste kamer -Clame à visser pour chambre extérieure -Eckverbinder schraubbar für aussere kamer -Square coupling joint for outside chamber <p>X=12mm Y=74mm</p>  ACVG65	1	Stuk Pièce Stück Pièce	SP119	<table border="1"> <tr><td>BR</td><td></td></tr> <tr><td>AN</td><td></td></tr> <tr><td>KL</td><td></td></tr> <tr><td>GS</td><td></td></tr> <tr><td>Z</td><td></td></tr> <tr><td>W</td><td></td></tr> </table>	BR		AN		KL		GS		Z		W	
BR																
AN																
KL																
GS																
Z																
W																
 <p>ACSP340</p> <ul style="list-style-type: none"> -Beglazingsrubber 6mm -Joint de vitrage 6mm -Glasdichtung 6mm -Glazing gasket 6mm 	100	m	SP010 SP011 SP012 SP019 SP020 SP021 SP023 SP030 SP031 SP032	<table border="1"> <tr><td>BR</td><td></td></tr> <tr><td>AN</td><td></td></tr> <tr><td>KL</td><td></td></tr> <tr><td>GS</td><td></td></tr> <tr><td>Z</td><td></td></tr> <tr><td>W</td><td></td></tr> </table>	BR		AN		KL		GS		Z		W	
BR																
AN																
KL																
GS																
Z																
W																
 <p>ACSP440</p> <ul style="list-style-type: none"> -Sluitstukjes voor enkele deur -Pièce d'étanchéité pour porte simple -Türabschluss für 1 flügel -Closer section for single door 	1	Set	SP010 SP011 SP012 SP019 SP020 SP021 SP023 SP610 SP623	<table border="1"> <tr><td>BR</td><td></td></tr> <tr><td>AN</td><td></td></tr> <tr><td>KL</td><td></td></tr> <tr><td>GS</td><td></td></tr> <tr><td>Z</td><td></td></tr> <tr><td>W</td><td></td></tr> </table>	BR		AN		KL		GS		Z		W	
BR																
AN																
KL																
GS																
Z																
W																
 <p>ACSP905</p> <ul style="list-style-type: none"> -Boormal voor variabele hoek buitenkamer kader -Gabarit pour clame variable dormant -Bohrer Mall für verstellbare Eckverbinder Rahmenprofil -Boring jig for adjustable bracket outer frame 	1	Stuk Pièce Stück Pièce	ACIP116A ACIP117A	<table border="1"> <tr><td>BR</td><td></td></tr> <tr><td>AN</td><td></td></tr> <tr><td>KL</td><td></td></tr> <tr><td>GS</td><td></td></tr> <tr><td>Z</td><td></td></tr> <tr><td>W</td><td></td></tr> </table>	BR		AN		KL		GS		Z		W	
BR																
AN																
KL																
GS																
Z																
W																
 <p>ACSP906</p> <ul style="list-style-type: none"> -Boormal voor variabele hoek buitenkamer vleugel -Gabarit pour clame variable ouvrant -Bohrer Mall für verstellbare Eckverbinder Flügelprofil -Boring jig for adjustable bracket window frame 	1	Stuk Pièce Stück Pièce	ACIP120A	<table border="1"> <tr><td>BR</td><td></td></tr> <tr><td>AN</td><td></td></tr> <tr><td>KL</td><td></td></tr> <tr><td>GS</td><td></td></tr> <tr><td>Z</td><td></td></tr> <tr><td>W</td><td></td></tr> </table>	BR		AN		KL		GS		Z		W	
BR																
AN																
KL																
GS																
Z																
W																



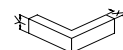
		Verp. per Emb. par Pack pr. Pack pr.	Eenheid Unité Einheit Unit	Toepassing Application Anwendung Application	Kleur Couleur Farbe Color												
	ACDV201 -Borsteldichting onderkant deur -Brosse dessous de porte -Bursten dichtung für türen -Sill gasket	3	m	IP055	<table border="1"> <tr><td>BR</td><td></td></tr> <tr><td>AN</td><td></td></tr> <tr><td>KL</td><td></td></tr> <tr><td>GS</td><td></td></tr> <tr><td>Z</td><td></td></tr> <tr><td>W</td><td></td></tr> </table>	BR		AN		KL		GS		Z		W	
BR																	
AN																	
KL																	
GS																	
Z																	
W																	
	ACDV235 -Doorslag -Poinçon -Schlagdom -Pin	1	Stuk Pièce Stück Pièce	ACIP615A	<table border="1"> <tr><td>BR</td><td></td></tr> <tr><td>AN</td><td></td></tr> <tr><td>KL</td><td></td></tr> <tr><td>GS</td><td></td></tr> <tr><td>Z</td><td></td></tr> <tr><td>W</td><td></td></tr> </table>	BR		AN		KL		GS		Z		W	
BR																	
AN																	
KL																	
GS																	
Z																	
W																	
	ACFA042 -Bijkomend sluitpunt "H" O.R. -Point de verrouillage sup "H" O.F. -Mittelverschluss "H" D.F. - Adjusting lock plate "H" C.W.	1 50	Stuk Pièce Stück Pièce		<table border="1"> <tr><td>BR</td><td></td></tr> <tr><td>AN</td><td></td></tr> <tr><td>KL</td><td></td></tr> <tr><td>GS</td><td></td></tr> <tr><td>Z</td><td></td></tr> <tr><td>W</td><td></td></tr> </table>	BR		AN		KL		GS		Z		W	
BR																	
AN																	
KL																	
GS																	
Z																	
W																	
	ACFA050 -Set sluitpunten onder + boven OR -Points de verouillage sup. + inf. OF -Riegelstücke zum einklemmen DF -Adjusting lock plates CW	1 50	Stuk Pièce Stück Pièce		<table border="1"> <tr><td>BR</td><td></td></tr> <tr><td>AN</td><td></td></tr> <tr><td>KL</td><td></td></tr> <tr><td>GS</td><td></td></tr> <tr><td>Z</td><td></td></tr> <tr><td>W</td><td></td></tr> </table>	BR		AN		KL		GS		Z		W	
BR																	
AN																	
KL																	
GS																	
Z																	
W																	
	ACFA051 -Oplopblokje -Patin -Auflaufstück -Sloped block	1 50	Stuk Pièce Stück Pièce		<table border="1"> <tr><td>BR</td><td></td></tr> <tr><td>AN</td><td></td></tr> <tr><td>KL</td><td></td></tr> <tr><td>GS</td><td></td></tr> <tr><td>Z</td><td></td></tr> <tr><td>W</td><td></td></tr> </table>	BR		AN		KL		GS		Z		W	
BR																	
AN																	
KL																	
GS																	
Z																	
W																	






BR = BRUT - BRUT - ROH - BRUT
 AN (X) = ANODISATIE - ANODISE - ELOXIERT - ANODISED
 AN (■) = GELAKT - LAQUE - LACKIERT - LACQUERED -- RAL9006M
 KL = STANDAARDKLEUREN - COULEUR STANDARD - BASIS FARBEN - BASIC COLORS
 GS = GEMOFFELD SPECIAAL - LAQUE SPECIAL - SPECIALFARBE - SPECIAL COLOR
 Z = ZWART - NOIR - SCHWARZ - BLACK
 W = WIT - BLANC - WEISS - WHITE

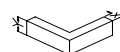







GEREEDSCHAP - OUTILLAGE
WERKZEUG - TOOL

BEVESTIGING - FIXATION
BEFESTIGUNG - FIXATION



	Verp. per Emb. par Pack pr.	Einheid Unité Einheit Unit	Toepassing Application Anwendung Application	Kleur Couleur Farbe Color												
 <p>ACFA055 -Stolpsluiting dubbele vleugel -Verrouillage double ouvrant -Zentralverschluss stulpfenster -Central closure double casement</p>	1 10	Stuk Pièce Stück Piece		<table border="1"> <tr><td>BR</td><td></td></tr> <tr><td>AN</td><td></td></tr> <tr><td>KL</td><td></td></tr> <tr><td>GS</td><td></td></tr> <tr><td>Z</td><td></td></tr> <tr><td>W</td><td></td></tr> </table>	BR		AN		KL		GS		Z		W	
BR																
AN																
KL																
GS																
Z																
W																
 <p>ACFA056 -Stolpsluiting dubbele vleugel met bijkomend sluitp "B" -Verrouillage double ouvrant avec point de v. sup "L" -Zentralverschluss stulpfenster mit mittelv "B" -Central closure double casement with adj. lockpl. "W"</p>	1 10	Stuk Pièce Stück Piece		<table border="1"> <tr><td>BR</td><td></td></tr> <tr><td>AN</td><td></td></tr> <tr><td>KL</td><td></td></tr> <tr><td>GS</td><td></td></tr> <tr><td>Z</td><td></td></tr> <tr><td>W</td><td></td></tr> </table>	BR		AN		KL		GS		Z		W	
BR																
AN																
KL																
GS																
Z																
W																
 <p>ACFA061 -Schaar kipdraai 402-750mm -Compas manoeuvre logique 402-750mm -Axeer kiepdreh 402-750mm -Arms for tilt before turn 402-750mm</p>	1 10	Stuk Pièce Stück Piece	ACFA069	<table border="1"> <tr><td>BR</td><td></td></tr> <tr><td>AN</td><td></td></tr> <tr><td>KL</td><td></td></tr> <tr><td>GS</td><td></td></tr> <tr><td>Z</td><td></td></tr> <tr><td>W</td><td></td></tr> </table>	BR		AN		KL		GS		Z		W	
BR																
AN																
KL																
GS																
Z																
W																
 <p>ACFA062 -Schaar kipdraai 562-1200mm -Compas manoeuvre logique 562-1200mm -Axeer kiepdreh 562-1200mm -Arms for tilt before turn 562-1200mm</p>	1 10	Stuk Pièce Stück Piece	ACFA069	<table border="1"> <tr><td>BR</td><td></td></tr> <tr><td>AN</td><td></td></tr> <tr><td>KL</td><td></td></tr> <tr><td>GS</td><td></td></tr> <tr><td>Z</td><td></td></tr> <tr><td>W</td><td></td></tr> </table>	BR		AN		KL		GS		Z		W	
BR																
AN																
KL																
GS																
Z																
W																
 <p>ACFA063 -Schaar kipdraai 816-1700mm -Compas manoeuvre logique 816-1700mm -Axeer kiepdreh 816-1700mm -Arms for tilt before turn 816-1700mm</p>	1 10	Stuk Pièce Stück Piece	ACFA069	<table border="1"> <tr><td>BR</td><td></td></tr> <tr><td>AN</td><td></td></tr> <tr><td>KL</td><td></td></tr> <tr><td>GS</td><td></td></tr> <tr><td>Z</td><td></td></tr> <tr><td>W</td><td></td></tr> </table>	BR		AN		KL		GS		Z		W	
BR																
AN																
KL																
GS																
Z																
W																



		Verp. per Emb. par Pack pr. Pack pr.	Eenheid Unité Einheit Unit	Toepassing Application Anwendung Application	Kleur Couleur Farbe Color												
	ACFA065 -Bijkomend sluitpunt breedte voor kipdraai -Verrouillage sup. L pour manoeuvre logique -Mittelverschluss B für kipdreh -Additional lock point W for tilt before turn	1	Stuk Pièce Stück Pièce	ACFA069	<table border="1"> <tr><td>BR</td><td></td></tr> <tr><td>AN</td><td></td></tr> <tr><td>KL</td><td></td></tr> <tr><td>GS</td><td></td></tr> <tr><td>Z</td><td></td></tr> <tr><td>W</td><td></td></tr> </table>	BR		AN		KL		GS		Z		W	
BR																	
AN																	
KL																	
GS																	
Z																	
W																	
	ACFA069 -Inklembaar kipdraai basiskarton -Garniture de base manoeuvre logique encastrable -Klembaar kipdreh grundausrüstung -Concealed tilt before turn basic parts MAX 130kg	1 10	Stuk Pièce Stück Pièce		<table border="1"> <tr><td>BR</td><td>X</td></tr> <tr><td>AN</td><td></td></tr> <tr><td>KL</td><td>X</td></tr> <tr><td>GS</td><td>X</td></tr> <tr><td>Z</td><td>X</td></tr> <tr><td>W</td><td>X</td></tr> </table>	BR	X	AN		KL	X	GS	X	Z	X	W	X
BR	X																
AN																	
KL	X																
GS	X																
Z	X																
W	X																
	ACFA070 -Inklembaar draaikip basiskarton -Garniture de base ob encastrable -Klembaar drehk. grundausrüstung -Concealed turn and tilt basic parts MAX 130kg	1 10	Stuk Pièce Stück Pièce		<table border="1"> <tr><td>BR</td><td>X</td></tr> <tr><td>AN</td><td></td></tr> <tr><td>KL</td><td>X</td></tr> <tr><td>GS</td><td>X</td></tr> <tr><td>Z</td><td>X</td></tr> <tr><td>W</td><td>X</td></tr> </table>	BR	X	AN		KL	X	GS	X	Z	X	W	X
BR	X																
AN																	
KL	X																
GS	X																
Z	X																
W	X																
	ACFA071 -Valschaar DK - 402 - 750 mm -Compas OB - 402 - 750 mm -Axeer DK -402 - 750 mm -Arms TT -402 - 750 mm	1 10	Stuk Pièce Stück Pièce	ACFA070	<table border="1"> <tr><td>BR</td><td></td></tr> <tr><td>AN</td><td></td></tr> <tr><td>KL</td><td></td></tr> <tr><td>GS</td><td></td></tr> <tr><td>Z</td><td></td></tr> <tr><td>W</td><td></td></tr> </table>	BR		AN		KL		GS		Z		W	
BR																	
AN																	
KL																	
GS																	
Z																	
W																	
	ACFA072 -Valschaar DK - 562-1200 mm -Compas OB - 562-1200 mm -Axeer DK -562-1200 mm -Arms TT -562-1200 mm	1 10	Stuk Pièce Stück Pièce	ACFA070	<table border="1"> <tr><td>BR</td><td></td></tr> <tr><td>AN</td><td></td></tr> <tr><td>KL</td><td></td></tr> <tr><td>GS</td><td></td></tr> <tr><td>Z</td><td></td></tr> <tr><td>W</td><td></td></tr> </table>	BR		AN		KL		GS		Z		W	
BR																	
AN																	
KL																	
GS																	
Z																	
W																	

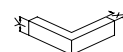
BR = BRUT - BRUT - ROH - BRUT
AN (X) = ANODISATIE - ANODISE - ELOXIERT - ANODISED
AN (■) = GELAKT - LAQUE - LACKIERT - LACQUERED -- RAL9006M
KL = STANDAARDKLEUREN - COULEUR STANDARD - BASIS FARBEN - BASIC COLORS
GS = GEMOFFELD SPECIAAL - LAQUE SPECIAL - SPECIALFARBE - SPECIAL COLOR
Z = ZWART - NOIR - SCHWARZ - BLACK
W = WIT - BLANC - WEISS - WHITE



GEREEDSCHAP - OUTILLAGE
WERKZEUG - TOOL




BEVESTIGING - FIXATION
BEFESTIGUNG - FIXATION





	Verp. per Emb. par Pack pr.	Einheid Unité Einheit Unit	Toepassing Application Anwendung Application	Kleur Couleur Farbe Color												
 <p>ACFA073 -Valschaar DK - 816 - 1700 mm -Compas OB - 816 - 1700 mm -Axeer DK - 816 - 1700 mm -Arms TT - 816 - 1700 mm</p>	1 10	Stuk Pièce Stück Pièce	ACFA070	<table border="1"> <tr><td>BR</td><td></td></tr> <tr><td>AN</td><td></td></tr> <tr><td>KL</td><td></td></tr> <tr><td>GS</td><td></td></tr> <tr><td>Z</td><td></td></tr> <tr><td>W</td><td></td></tr> </table>	BR		AN		KL		GS		Z		W	
BR																
AN																
KL																
GS																
Z																
W																
 <p>ACFA078 -Bijkomend sluitpunt "H" -Point de verrouillage sup "H" -Mittelverschluss "H" -Additional lock point "H"</p>	1 50	Stuk Pièce Stück Pièce	ACFA070	<table border="1"> <tr><td>BR</td><td></td></tr> <tr><td>AN</td><td></td></tr> <tr><td>KL</td><td></td></tr> <tr><td>GS</td><td></td></tr> <tr><td>Z</td><td></td></tr> <tr><td>W</td><td></td></tr> </table>	BR		AN		KL		GS		Z		W	
BR																
AN																
KL																
GS																
Z																
W																
 <p>ACFA079 -Bijkomend sluitpunt D.K. "B" -Point de verrouillage sup. O.B. "B" -Mittelverschluss D.K. "B" -Additional lock point T.T. "B"</p>	1 50	Stuk Pièce Stück Pièce	ACFA070	<table border="1"> <tr><td>BR</td><td></td></tr> <tr><td>AN</td><td></td></tr> <tr><td>KL</td><td></td></tr> <tr><td>GS</td><td></td></tr> <tr><td>Z</td><td></td></tr> <tr><td>W</td><td></td></tr> </table>	BR		AN		KL		GS		Z		W	
BR																
AN																
KL																
GS																
Z																
W																
 <p>ACFA081 -Kruk draaikipbeslag -Cremone O.B. -Umschaltgetriebe D.K. -Handle turn and tilt</p>	1 10	Stuk Pièce Stück Pièce	SP020	<table border="1"> <tr><td>BR</td><td></td></tr> <tr><td>AN</td><td></td></tr> <tr><td>KL</td><td>X</td></tr> <tr><td>GS</td><td>X</td></tr> <tr><td>Z</td><td>X</td></tr> <tr><td>W</td><td>X</td></tr> </table>	BR		AN		KL	X	GS	X	Z	X	W	X
BR																
AN																
KL	X															
GS	X															
Z	X															
W	X															
 <p>ACFA082 -Raamkruk met cilinder voor kipdraai -Cremone avec cylindre pour manoeuvre logique -Umschaltgetriebe mit zylinder fur kipdreh -Handle turn and tilt with cylinder tilt before turn</p>	1 10	Stuk Pièce Stück Pièce	SP020	<table border="1"> <tr><td>BR</td><td></td></tr> <tr><td>AN</td><td></td></tr> <tr><td>KL</td><td>X</td></tr> <tr><td>GS</td><td>X</td></tr> <tr><td>Z</td><td>X</td></tr> <tr><td>W</td><td>X</td></tr> </table>	BR		AN		KL	X	GS	X	Z	X	W	X
BR																
AN																
KL	X															
GS	X															
Z	X															
W	X															










		Verp. per Emb. par Pack pr. Pack pr.	Eenheid Unité Einheit Unit	Toepassing Application Anwendung Application	Kleur Couleur Farbe Color												
	ACFA083 -Meeneemstuk voor draaikipkruk -Pecce d'entrainement ob -Kupplungslasche dk -Connection piece TT	1 10	Stuk Pièce Stück Piece		<table border="1"> <tr><td>BR</td><td></td></tr> <tr><td>AN</td><td></td></tr> <tr><td>KL</td><td></td></tr> <tr><td>GS</td><td></td></tr> <tr><td>Z</td><td></td></tr> <tr><td>W</td><td></td></tr> </table>	BR		AN		KL		GS		Z		W	
BR																	
AN																	
KL																	
GS																	
Z																	
W																	
	ACFA084 -Raamkruk met cilinder -Cremone avec cylindre -Umschaltgetriebe mit zylinder -Handle with cylinder	1 10	Stuk Pièce Stück Piece	SP020	<table border="1"> <tr><td>BR</td><td></td></tr> <tr><td>AN</td><td></td></tr> <tr><td>KL</td><td>X</td></tr> <tr><td>GS</td><td>X</td></tr> <tr><td>Z</td><td>X</td></tr> <tr><td>W</td><td>X</td></tr> </table>	BR		AN		KL	X	GS	X	Z	X	W	X
BR																	
AN																	
KL	X																
GS	X																
Z	X																
W	X																
	ACFA087 -Bijkomende valschaar 1200mm-1700mm -Compas compl. ob 1200mm-1700mm -Zusatzschere dk 1200mm-1700mm -Additional arms TT 1200mm-1700mm	1 10	Stuk Pièce Stück Piece		<table border="1"> <tr><td>BR</td><td></td></tr> <tr><td>AN</td><td></td></tr> <tr><td>KL</td><td></td></tr> <tr><td>GS</td><td></td></tr> <tr><td>Z</td><td></td></tr> <tr><td>W</td><td></td></tr> </table>	BR		AN		KL		GS		Z		W	
BR																	
AN																	
KL																	
GS																	
Z																	
W																	
	ACFA101 -Scharnieren stulpvleugel naast DK -Charnières pour deuxième vantail O.B. -Band für stulpflügel D.K. -Hinges for double casement T.T.	1	Stuk Pièce Stück Piece	SP010 SP020	<table border="1"> <tr><td>BR</td><td>X</td></tr> <tr><td>AN</td><td></td></tr> <tr><td>KL</td><td>X</td></tr> <tr><td>GS</td><td>X</td></tr> <tr><td>Z</td><td></td></tr> <tr><td>W</td><td></td></tr> </table>	BR	X	AN		KL	X	GS	X	Z		W	
BR	X																
AN																	
KL	X																
GS	X																
Z																	
W																	
	ACFA120 -Deurkruk -Bequille de porte -Turgriff -Doorhandle	1	Stuk Pièce Stück Piece	SP023 SP623 SP624	<table border="1"> <tr><td>BR</td><td></td></tr> <tr><td>AN</td><td></td></tr> <tr><td>KL</td><td>X</td></tr> <tr><td>GS</td><td>X</td></tr> <tr><td>Z</td><td>X</td></tr> <tr><td>W</td><td>X</td></tr> </table>	BR		AN		KL	X	GS	X	Z	X	W	X
BR																	
AN																	
KL	X																
GS	X																
Z	X																
W	X																


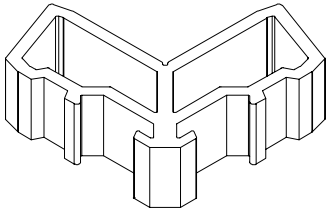


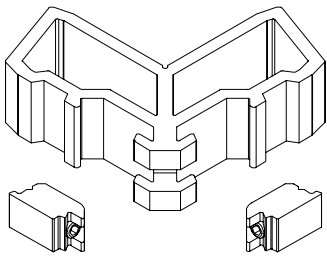


BR = BRUT - BRUT - ROH - BRUT
AN (X) = ANODISATIE - ANODISE - ELOXIERT - ANODISED
AN (■) = GELAKT - LAQUE - LACKIERT - LACQUERED -- RAL9006M
KL = STANDAARDKLEUREN - COULEUR STANDARD - BASIS FARBEN - BASIC COLORS
GS = GEMOFFELD SPECIAAL - LAQUE SPECIAL - SPECIALFARBE - SPECIAL COLOR
Z = ZWART - NOIR - SCHWARZ - BLACK
W = WIT - BLANC - WEISS - WHITE

 GEREEDSCHAP - OUTILLAGE
WERKZEUG - TOOL
 BEVESTIGING - FIXATION
BEFESTIGUNG - FIXATION





	Verp. per Emb. par Pack pr.	Einheid Unit	Toepassing Application	Kleur Couleur Farbe Color												
 <p>ACFA121</p> <ul style="list-style-type: none"> -Bevestigingsblokje -Bloc de fixation -Befestigungsblock -Fixation block <p>X 10</p>	1	Zakje Sachet Beutel Pack	ACFA120	<table border="1"> <tr><td>BR</td><td></td></tr> <tr><td>AN</td><td></td></tr> <tr><td>KL</td><td></td></tr> <tr><td>GS</td><td></td></tr> <tr><td>Z</td><td></td></tr> <tr><td>W</td><td></td></tr> </table>	BR		AN		KL		GS		Z		W	
BR																
AN																
KL																
GS																
Z																
W																
 <p>ACIP010A</p> <ul style="list-style-type: none"> -Pershoek voor buitenste kamer -Clame à presser pour chambre extérieure -Eckverbinder Stanzbar für aussere kammer -Clamping corner for outside chamber <p>X=15mm Y=14mm</p>	1 48	Stuk Pièce Stück Piece	SP010 SP110	<table border="1"> <tr><td>BR</td><td></td></tr> <tr><td>AN</td><td></td></tr> <tr><td>KL</td><td></td></tr> <tr><td>GS</td><td></td></tr> <tr><td>Z</td><td></td></tr> <tr><td>W</td><td></td></tr> </table>	BR		AN		KL		GS		Z		W	
BR																
AN																
KL																
GS																
Z																
W																
 <p>ACIP010B</p> <ul style="list-style-type: none"> -Pershoek voor binnenste kamer -Clame à presser pour chambre intérieure -Eckverbinder Stanzbar für innere kammer -Clamping corner for inside chamber <p>X=20mm Y=20mm</p>	1 48	Stuk Pièce Stück Piece	SP010 SP030 SP110	<table border="1"> <tr><td>BR</td><td></td></tr> <tr><td>AN</td><td></td></tr> <tr><td>KL</td><td></td></tr> <tr><td>GS</td><td></td></tr> <tr><td>Z</td><td></td></tr> <tr><td>W</td><td></td></tr> </table>	BR		AN		KL		GS		Z		W	
BR																
AN																
KL																
GS																
Z																
W																
 <p>ACIP011A</p> <ul style="list-style-type: none"> -Schroefhoek voor buitenste kamer -Clame à visser pour chambre extérieure -Eckverbinder schraubbar für aussere kammer -Square coupling joint for outside chamber <p>X=15mm Y=14mm</p> <p> ACVG65</p>	1 48	Stuk Pièce Stück Piece	SP010 SP110	<table border="1"> <tr><td>BR</td><td></td></tr> <tr><td>AN</td><td></td></tr> <tr><td>KL</td><td></td></tr> <tr><td>GS</td><td></td></tr> <tr><td>Z</td><td></td></tr> <tr><td>W</td><td></td></tr> </table>	BR		AN		KL		GS		Z		W	
BR																
AN																
KL																
GS																
Z																
W																
 <p>ACIP011B</p> <ul style="list-style-type: none"> -Schroefhoek voor binnenste kamer -Clame à visser pour chambre intérieure -Eckverbinder schraubbar für innere kammer -Square coupling joint for inside chamber <p>X=20mm Y=20mm</p> <p> ACVG66</p>	1 48	Stuk Pièce Stück Piece	SP010 SP030 SP110	<table border="1"> <tr><td>BR</td><td></td></tr> <tr><td>AN</td><td></td></tr> <tr><td>KL</td><td></td></tr> <tr><td>GS</td><td></td></tr> <tr><td>Z</td><td></td></tr> <tr><td>W</td><td></td></tr> </table>	BR		AN		KL		GS		Z		W	
BR																
AN																
KL																
GS																
Z																
W																






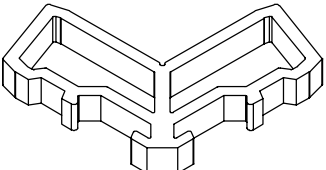
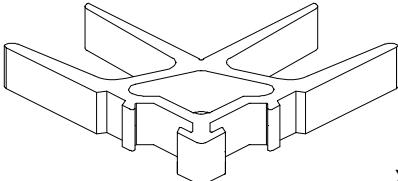


		Verp. per Emb. par Pack pr. Pack pr.	Eenheid Unité Einheit Unit	Toepassing Application Anwendung Application	Kleur Couleur Farbe Color												
 <p>ACIP012A</p> <p>-Pershoek voor buitenste kamer -Clame à presser pour chambre extérieure -Eckverbinder Stanzbar für aussere kammer -Clamping corner for outside chamber</p> <p>X=25mm Y=14mm</p>		1 48	Stuk Pièce Stück Piece	SP011 SP111	<table border="1"> <tr><td>BR</td><td></td></tr> <tr><td>AN</td><td></td></tr> <tr><td>KL</td><td></td></tr> <tr><td>GS</td><td></td></tr> <tr><td>Z</td><td></td></tr> <tr><td>W</td><td></td></tr> </table>	BR		AN		KL		GS		Z		W	
BR																	
AN																	
KL																	
GS																	
Z																	
W																	
 <p>ACIP012B</p> <p>-Pershoek voor binnenste kamer -Clame à presser pour chambre intérieure -Eckverbinder Stanzbar für innere kammer -Clamping corner for inside chamber</p> <p>X=30mm Y=20mm</p>		1 48	Stuk Pièce Stück Piece	SP011 SP019 SP031 SP111 SP119	<table border="1"> <tr><td>BR</td><td></td></tr> <tr><td>AN</td><td></td></tr> <tr><td>KL</td><td></td></tr> <tr><td>GS</td><td></td></tr> <tr><td>Z</td><td></td></tr> <tr><td>W</td><td></td></tr> </table>	BR		AN		KL		GS		Z		W	
BR																	
AN																	
KL																	
GS																	
Z																	
W																	
 <p>ACIP013A</p> <p>-Schroefhoek voor buitenste kamer -Clame à visser pour chambre extérieure -Eckverbinder schraubbar für aussere kammer -Square coupling joint for outside chamber</p> <p>X=25mm Y=14mm</p> <p> ACVG65</p>		1 48	Stuk Pièce Stück Piece	SP011 SP111	<table border="1"> <tr><td>BR</td><td></td></tr> <tr><td>AN</td><td></td></tr> <tr><td>KL</td><td></td></tr> <tr><td>GS</td><td></td></tr> <tr><td>Z</td><td></td></tr> <tr><td>W</td><td></td></tr> </table>	BR		AN		KL		GS		Z		W	
BR																	
AN																	
KL																	
GS																	
Z																	
W																	
 <p>ACIP013B</p> <p>-Schroefhoek voor binnenste kamer -Clame à visser pour chambre intérieure -Eckverbinder schraubbar für innere kammer -Square coupling joint for inside chamber</p> <p>X=30mm Y=20mm</p> <p> ACVG66</p>		1 48	Stuk Pièce Stück Piece	SP011 SP019 SP031 SP111 SP119	<table border="1"> <tr><td>BR</td><td></td></tr> <tr><td>AN</td><td></td></tr> <tr><td>KL</td><td></td></tr> <tr><td>GS</td><td></td></tr> <tr><td>Z</td><td></td></tr> <tr><td>W</td><td></td></tr> </table>	BR		AN		KL		GS		Z		W	
BR																	
AN																	
KL																	
GS																	
Z																	
W																	
 <p>ACIP014A</p> <p>-Pershoek voor buitenste kamer -Clame à presser pour chambre extérieure -Eckverbinder Stanzbar für aussere kammer -Clamping corner for outside chamber</p> <p>X=36mm Y=14mm</p>		1 24	Stuk Pièce Stück Piece	SP012 SP112	<table border="1"> <tr><td>BR</td><td></td></tr> <tr><td>AN</td><td></td></tr> <tr><td>KL</td><td></td></tr> <tr><td>GS</td><td></td></tr> <tr><td>Z</td><td></td></tr> <tr><td>W</td><td></td></tr> </table>	BR		AN		KL		GS		Z		W	
BR																	
AN																	
KL																	
GS																	
Z																	
W																	

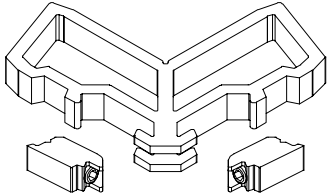

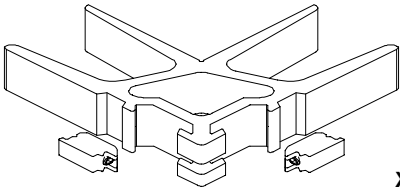

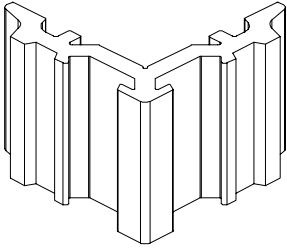


BR = BRUT - BRUT - ROH - BRUT
AN (X) = ANODISATIE - ANODISE - ELOXIERT - ANODISED
AN (■) = GELAKT - LAQUE - LACKIERT - LACQUERED -- RAL9006M
KL = STANDAARDKLEUREN - COULEUR STANDARD - BASIS FARBEN - BASIC COLORS
GS = GEMOFFELD SPECIAAL - LAQUE SPECIAL - SPECIALFARBE - SPECIAL COLOR
Z = ZWART - NOIR - SCHWARZ - BLACK
W = WIT - BLANC - WEISS - WHITE

 GEREEDSCHAP - OUTILLAGE
WERKZEUG - TOOL
 BEVESTIGING - FIXATION
BEFESTIGUNG - FIXATION





		Verp. per Emb. par Pack pr. Pack pr.	Einheid Unité Einheit Unit	Toepassing Application Anwendung Application	Kleur Couleur Farbe Color												
 <p>ACIP014B</p> <ul style="list-style-type: none"> -Pershoek voor binnenste kamer -Clame à presser pour chambre intérieure -Eckverbinder Stanzbar für innere kammer -Clamping corner for inside chamber <p>X=41mm Y=20mm</p>		1 24	Stuk Pièce Stück Pièce	SP012 SP032 SP112 SP610	<table border="1"> <tr><td>BR</td><td></td></tr> <tr><td>AN</td><td></td></tr> <tr><td>KL</td><td></td></tr> <tr><td>GS</td><td></td></tr> <tr><td>Z</td><td></td></tr> <tr><td>W</td><td></td></tr> </table>	BR		AN		KL		GS		Z		W	
BR																	
AN																	
KL																	
GS																	
Z																	
W																	
 <p>ACIP015A</p> <ul style="list-style-type: none"> -Schroefhoek voor buitenste kamer -Clame à visser pour chambre extérieure -Eckverbinder schraubbar für aussere kammer -Square coupling joint for outside chamber <p>X=36mm Y=14mm</p>  ACVG65		1 48	Stuk Pièce Stück Pièce	SP012 SP112	<table border="1"> <tr><td>BR</td><td></td></tr> <tr><td>AN</td><td></td></tr> <tr><td>KL</td><td></td></tr> <tr><td>GS</td><td></td></tr> <tr><td>Z</td><td></td></tr> <tr><td>W</td><td></td></tr> </table>	BR		AN		KL		GS		Z		W	
BR																	
AN																	
KL																	
GS																	
Z																	
W																	
 <p>ACIP015B</p> <ul style="list-style-type: none"> -Schroefhoek voor binnenste kamer -Clame à visser pour chambre intérieure -Eckverbinder schraubbar für innere kammer -Square coupling joint for inside chamber <p>X=41mm Y=20mm</p>  ACVG66		1 48	Stuk Pièce Stück Pièce	SP012 SP032 SP112 SP610	<table border="1"> <tr><td>BR</td><td></td></tr> <tr><td>AN</td><td></td></tr> <tr><td>KL</td><td></td></tr> <tr><td>GS</td><td></td></tr> <tr><td>Z</td><td></td></tr> <tr><td>W</td><td></td></tr> </table>	BR		AN		KL		GS		Z		W	
BR																	
AN																	
KL																	
GS																	
Z																	
W																	
 <p>ACIP016A</p> <ul style="list-style-type: none"> -Pershoek voor buitenste kamer -Clame à presser pour chambre extérieure -Eckverbinder Stanzbar für aussere kammer -Clamping corner for outside chamber <p>X=30mm Y= 8mm</p>		1 24	Stuk Pièce Stück Pièce	SP023	<table border="1"> <tr><td>BR</td><td></td></tr> <tr><td>AN</td><td></td></tr> <tr><td>KL</td><td></td></tr> <tr><td>GS</td><td></td></tr> <tr><td>Z</td><td></td></tr> <tr><td>W</td><td></td></tr> </table>	BR		AN		KL		GS		Z		W	
BR																	
AN																	
KL																	
GS																	
Z																	
W																	
 <p>ACIP016B</p> <ul style="list-style-type: none"> -Pershoek voor binnenste kamer -Clame à presser pour chambre intérieure -Eckverbinder Stanzbar für innere kammer -Clamping corner for inside chamber <p>X=41mm Y=28mm</p>		1 24	Stuk Pièce Stück Pièce	SP023	<table border="1"> <tr><td>BR</td><td></td></tr> <tr><td>AN</td><td></td></tr> <tr><td>KL</td><td></td></tr> <tr><td>GS</td><td></td></tr> <tr><td>Z</td><td></td></tr> <tr><td>W</td><td></td></tr> </table>	BR		AN		KL		GS		Z		W	
BR																	
AN																	
KL																	
GS																	
Z																	
W																	





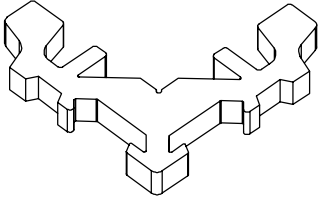
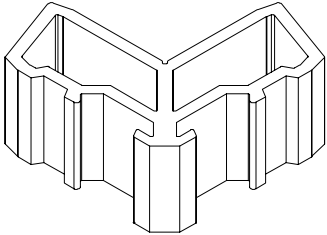




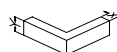
		Verp. per Emb. par Pack pr. Pack pr.	Eenheid Unité Einheit Unit	Toepassing Application Anwendung Application	Kleur Couleur Farbe Color												
 <p>X=30mm Y= 8mm</p>	<p>ACIP017A</p> <ul style="list-style-type: none"> -Schroefhoek voor buitenste kamer -Clame à visser pour chambre extérieure -Eckverbinder schraubbar für aussere kamer -Square coupling joint for outside chamber <p> ACVG65</p>	1 48	Stuk Pièce Stück Piece	SP023	<table border="1"> <tr><td>BR</td><td></td></tr> <tr><td>AN</td><td></td></tr> <tr><td>KL</td><td></td></tr> <tr><td>GS</td><td></td></tr> <tr><td>Z</td><td></td></tr> <tr><td>W</td><td></td></tr> </table>	BR		AN		KL		GS		Z		W	
BR																	
AN																	
KL																	
GS																	
Z																	
W																	
 <p>X=41mm Y=28mm</p>	<p>ACIP017B</p> <ul style="list-style-type: none"> -Schroefhoek voor binnenste kamer -Clame à visser pour chambre intérieure -Eckverbinder schraubbar für innere kamer -Square coupling joint for inside chamber <p> ACVG66</p>	1 48	Stuk Pièce Stück Piece	SP023	<table border="1"> <tr><td>BR</td><td></td></tr> <tr><td>AN</td><td></td></tr> <tr><td>KL</td><td></td></tr> <tr><td>GS</td><td></td></tr> <tr><td>Z</td><td></td></tr> <tr><td>W</td><td></td></tr> </table>	BR		AN		KL		GS		Z		W	
BR																	
AN																	
KL																	
GS																	
Z																	
W																	
 <p>X=15mm Y=48mm</p>	<p>ACIP018A</p> <ul style="list-style-type: none"> -Pershoek voor buitenste kamer -Clame à presser pour chambre extérieure -Eckverbinder Stanzbar für aussere Kammer -Clamping corner for outside chamber 	1 48	Stuk Pièce Stück Piece	SP019	<table border="1"> <tr><td>BR</td><td></td></tr> <tr><td>AN</td><td></td></tr> <tr><td>KL</td><td></td></tr> <tr><td>GS</td><td></td></tr> <tr><td>Z</td><td></td></tr> <tr><td>W</td><td></td></tr> </table>	BR		AN		KL		GS		Z		W	
BR																	
AN																	
KL																	
GS																	
Z																	
W																	
 <p>X=12mm Y= 8mm</p>	<p>ACIP020A</p> <ul style="list-style-type: none"> -Pershoek voor buitenste kamer -Clame à presser pour chambre extérieure -Eckverbinder Stanzbar für aussere Kammer -Clamping corner for outside chamber 	1 48	Stuk Pièce Stück Piece	SP020	<table border="1"> <tr><td>BR</td><td></td></tr> <tr><td>AN</td><td></td></tr> <tr><td>KL</td><td></td></tr> <tr><td>GS</td><td></td></tr> <tr><td>Z</td><td></td></tr> <tr><td>W</td><td></td></tr> </table>	BR		AN		KL		GS		Z		W	
BR																	
AN																	
KL																	
GS																	
Z																	
W																	
 <p>X=20mm Y=28mm</p>	<p>ACIP020B</p> <ul style="list-style-type: none"> -Pershoek voor binnenste kamer -Clame à presser pour chambre intérieure -Eckverbinder Stanzbar für innere kamer -Clamping corner for inside chamber 	1 48	Stuk Pièce Stück Piece	SP020	<table border="1"> <tr><td>BR</td><td></td></tr> <tr><td>AN</td><td></td></tr> <tr><td>KL</td><td></td></tr> <tr><td>GS</td><td></td></tr> <tr><td>Z</td><td></td></tr> <tr><td>W</td><td></td></tr> </table>	BR		AN		KL		GS		Z		W	
BR																	
AN																	
KL																	
GS																	
Z																	
W																	

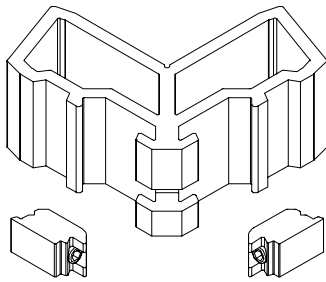

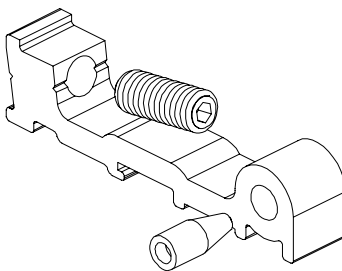

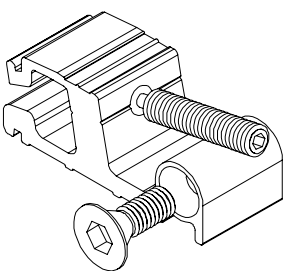

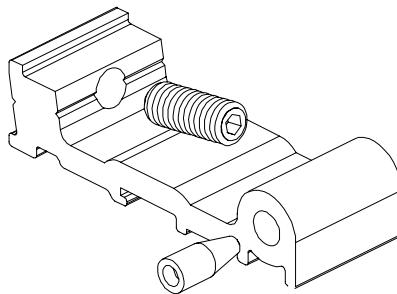

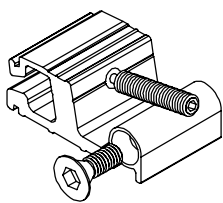

BR = BRUT - BRUT - ROH - BRUT
 AN (X) = ANODISATIE - ANODISE - ELOXIERT - ANODISED
 AN (■) = GELAKT - LAQUE - LACKIERT - LACQUERED -- RAL9006M
 KL = STANDAARDKLEUREN - COULEUR STANDARD - BASIS FARBEN - BASIC COLORS
 GS = GEMOFFELD SPECIAAL - LAQUE SPECIAL - SPECIALFARBE - SPECIAL COLOR
 Z = ZWART - NOIR - SCHWARZ - BLACK
 W = WIT - BLANC - WEISS - WHITE

 GEREEDSCHAP - OUTILLAGE
 WERKZEUG - TOOL
 BEVESTIGING - FIXATION
 BEFESTIGUNG - FIXATION





	Verp. per Emb. par Pack pr. Pack pr.	Einheid Unit	Toepassing Application Anwendung	Kleur Couleur Farbe Color												
 <p>ACIP021A</p> <ul style="list-style-type: none"> -Schroefhoek voor buitenste kamer -Clame à visser pour chambre extérieure -Eckverbinder schraubbar für aussere kammer -Square coupling joint for outside chamber <p> ACVG65</p> <p>X=12mm Y= 8mm</p>	1 24	Stuk Pièce Stück Pièce	SP020	<table border="1"> <tr><td>BR</td><td></td></tr> <tr><td>AN</td><td></td></tr> <tr><td>KL</td><td></td></tr> <tr><td>GS</td><td></td></tr> <tr><td>Z</td><td></td></tr> <tr><td>W</td><td></td></tr> </table>	BR		AN		KL		GS		Z		W	
BR																
AN																
KL																
GS																
Z																
W																
 <p>ACIP021B</p> <ul style="list-style-type: none"> -Schroefhoek voor binnenste kamer -Clame à visser pour chambre intérieure -Eckverbinder schraubbar für innere kammer -Square coupling joint for inside chamber <p> ACVG66</p> <p>X=20mm Y=28mm</p>	1 24	Stuk Pièce Stück Pièce	SP020	<table border="1"> <tr><td>BR</td><td></td></tr> <tr><td>AN</td><td></td></tr> <tr><td>KL</td><td></td></tr> <tr><td>GS</td><td></td></tr> <tr><td>Z</td><td></td></tr> <tr><td>W</td><td></td></tr> </table>	BR		AN		KL		GS		Z		W	
BR																
AN																
KL																
GS																
Z																
W																
 <p>ACIP022A</p> <ul style="list-style-type: none"> -Pershoek voor buitenste kamer -Clame à presser pour chambre extérieure -Eckverbinder Stanzbar für aussere kammer -Clamping corner for outside chamber <p>X=22mm Y= 8mm</p>	1 48	Stuk Pièce Stück Pièce	SP021	<table border="1"> <tr><td>BR</td><td></td></tr> <tr><td>AN</td><td></td></tr> <tr><td>KL</td><td></td></tr> <tr><td>GS</td><td></td></tr> <tr><td>Z</td><td></td></tr> <tr><td>W</td><td></td></tr> </table>	BR		AN		KL		GS		Z		W	
BR																
AN																
KL																
GS																
Z																
W																
 <p>ACIP022B</p> <ul style="list-style-type: none"> -Pershoek voor binnenste kamer -Clame à presser pour chambre intérieure -Eckverbinder Stanzbar für innere kammer -Clamping corner for inside chamber <p>X=30mm Y=28mm</p>	1 48	Stuk Pièce Stück Pièce	SP021	<table border="1"> <tr><td>BR</td><td></td></tr> <tr><td>AN</td><td></td></tr> <tr><td>KL</td><td></td></tr> <tr><td>GS</td><td></td></tr> <tr><td>Z</td><td></td></tr> <tr><td>W</td><td></td></tr> </table>	BR		AN		KL		GS		Z		W	
BR																
AN																
KL																
GS																
Z																
W																
 <p>ACIP023A</p> <ul style="list-style-type: none"> -Schroefhoek voor buitenste kamer -Clame à visser pour chambre extérieure -Eckverbinder schraubbar für aussere kammer -Square coupling joint for outside chamber <p> ACVG65</p> <p>X=22mm Y= 8mm</p>	1 24	Stuk Pièce Stück Pièce	SP021	<table border="1"> <tr><td>BR</td><td></td></tr> <tr><td>AN</td><td></td></tr> <tr><td>KL</td><td></td></tr> <tr><td>GS</td><td></td></tr> <tr><td>Z</td><td></td></tr> <tr><td>W</td><td></td></tr> </table>	BR		AN		KL		GS		Z		W	
BR																
AN																
KL																
GS																
Z																
W																

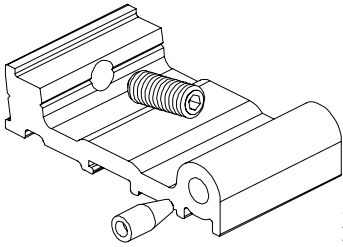

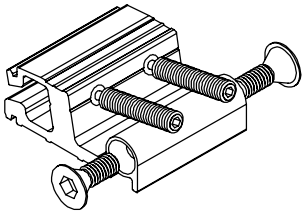



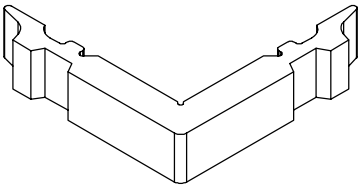



	Verp. per Emb. par Pack pr. Pack pr.	Eenheid Unité Einheit Unit	Toepassing Application Anwendung Application	Kleur Couleur Farbe Color												
 <p>ACIP023B -Schroefhoek voor binnenste kamer -Clame à visser pour chambre intérieure -Eckverbinder schraubbar für innere kamer -Square coupling joint for inside chamber</p> <p>X=30mm Y=28mm</p> <p> ACVG66</p>	1 24	Stuk Pièce Stück Pièce	SP021	<table border="1"> <tr><td>BR</td><td></td></tr> <tr><td>AN</td><td></td></tr> <tr><td>KL</td><td></td></tr> <tr><td>GS</td><td></td></tr> <tr><td>Z</td><td></td></tr> <tr><td>W</td><td></td></tr> </table>	BR		AN		KL		GS		Z		W	
BR																
AN																
KL																
GS																
Z																
W																
 <p>ACIP025A -T-verbinding voor buitenste kamer -Assemblage-T pour chambre extérieure -T-verbinder für aussere kamer -Connecting bracket for outside chamber</p> <p>X=10mm Y=12mm</p> <p> ACVG65 ACVG66</p>	1 24	Stuk Pièce Stück Pièce	SP010 SP030 SP035	<table border="1"> <tr><td>BR</td><td></td></tr> <tr><td>AN</td><td></td></tr> <tr><td>KL</td><td></td></tr> <tr><td>GS</td><td></td></tr> <tr><td>Z</td><td></td></tr> <tr><td>W</td><td></td></tr> </table>	BR		AN		KL		GS		Z		W	
BR																
AN																
KL																
GS																
Z																
W																
 <p>ACIP025B -T-verbinding voor binnenste kamer -Assemblage-T pour chambre intérieure -T-verbinder für innere kamer -Connecting bracket for inside chamber</p> <p>X=20mm Y=20mm</p> <p> ACVL150 ACVG66</p>	1 24	Stuk Pièce Stück Pièce	SP010 SP030 SP035 SP110	<table border="1"> <tr><td>BR</td><td></td></tr> <tr><td>AN</td><td></td></tr> <tr><td>KL</td><td></td></tr> <tr><td>GS</td><td></td></tr> <tr><td>Z</td><td></td></tr> <tr><td>W</td><td></td></tr> </table>	BR		AN		KL		GS		Z		W	
BR																
AN																
KL																
GS																
Z																
W																
 <p>ACIP026A -T-verbinding voor buitenste kamer -Assemblage-T pour chambre extérieure -T-verbinder für aussere kamer -Connecting bracket for outside chamber</p> <p>X=20mm Y=12mm</p> <p> ACVG65 ACVG66</p>	1 24	Stuk Pièce Stück Pièce	SP031 SP034 SP036 SP136	<table border="1"> <tr><td>BR</td><td></td></tr> <tr><td>AN</td><td></td></tr> <tr><td>KL</td><td></td></tr> <tr><td>GS</td><td></td></tr> <tr><td>Z</td><td></td></tr> <tr><td>W</td><td></td></tr> </table>	BR		AN		KL		GS		Z		W	
BR																
AN																
KL																
GS																
Z																
W																
 <p>ACIP026B -T-verbinding voor binnenste kamer -Assemblage-T pour chambre intérieure -T-verbinder für innere kamer -Connecting bracket for inside chamber</p> <p>X=30mm Y=20mm</p> <p> ACVL150 ACVG66</p>	1 24	Stuk Pièce Stück Pièce	SP011 SP019 SP031 SP034 SP036 SP111 SP119 SP136	<table border="1"> <tr><td>BR</td><td></td></tr> <tr><td>AN</td><td></td></tr> <tr><td>KL</td><td></td></tr> <tr><td>GS</td><td></td></tr> <tr><td>Z</td><td></td></tr> <tr><td>W</td><td></td></tr> </table>	BR		AN		KL		GS		Z		W	
BR																
AN																
KL																
GS																
Z																
W																


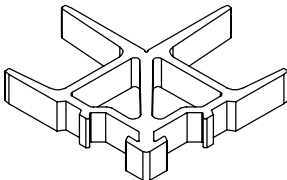
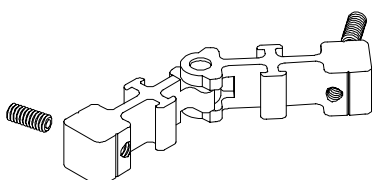

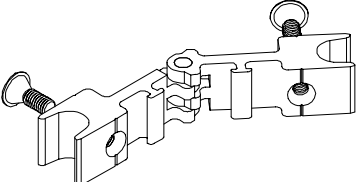

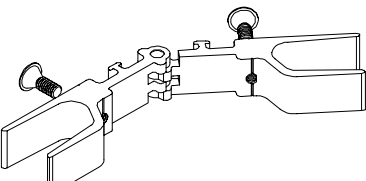

BR = BRUT - BRUT - ROH - BRUT
AN (X) = ANODISATIE - ANODISE - ELOXIERT - ANODISED
AN (■) = GELAKT - LAQUE - LACKIERT - LACQUERED -- RAL9006M
KL = STANDAARDKLEUREN - COULEUR STANDARD - BASIS FARBEN - BASIC COLORS
GS = GEMOFFELD SPECIAAL - LAQUE SPECIAL - SPECIALFARBE - SPECIAL COLOR
Z = ZWART - NOIR - SCHWARZ - BLACK
W = WIT - BLANC - WEISS - WHITE

 GEREEDSCHAP - OUTILLAGE
WERKZEUG - TOOL
 BEVESTIGING - FIXATION
BEFESTIGUNG - FIXATION





		Verp. per Emb. par Pack pr.	Einheid Unité Einheit Unit	Toepassing Application Anwendung Application	Kleur Couleur Farbe Color											
 <p>ACIP027A -T-verbinding voor buitenste kamer -Assemblage-T pour chambre extérieure -T-verbinder für aussere kamer -Connecting bracket for outside chamber</p> <p>X=30mm Y=13mm</p> <p> ACVG65 ACVG66</p>	1 24	Stuk Pièce Stück Pièce	SP032	<table border="1"> <tr><td>BR</td><td></td></tr> <tr><td>AN</td><td></td></tr> <tr><td>KL</td><td></td></tr> <tr><td>GS</td><td></td></tr> <tr><td>Z</td><td></td></tr> <tr><td>W</td><td></td></tr> </table>	BR		AN		KL		GS		Z		W	
BR																
AN																
KL																
GS																
Z																
W																
 <p>ACIP027B -T-verbinding voor binnenste kamer -Assemblage-T pour chambre intérieure -T-verbinder für innere kamer -Connecting bracket for inside chamber</p> <p>X=41mm Y=20mm</p> <p> ACVL150 ACVG66</p>	1 24	Stuk Pièce Stück Pièce	SP012 SP032 SP112	<table border="1"> <tr><td>BR</td><td></td></tr> <tr><td>AN</td><td></td></tr> <tr><td>KL</td><td></td></tr> <tr><td>GS</td><td></td></tr> <tr><td>Z</td><td></td></tr> <tr><td>W</td><td></td></tr> </table>	BR		AN		KL		GS		Z		W	
BR																
AN																
KL																
GS																
Z																
W																
 <p>ACIP028A -T-verbinding voor buitenste kamer -Assemblage-T pour chambre extérieure -T-verbinder für aussere kamer -Connecting bracket for outside chamber</p> <p>X=72mm Y=13mm</p> <p> ACVL150 ACVG66</p>	1	Stuk Pièce Stück Pièce	SP033	<table border="1"> <tr><td>BR</td><td></td></tr> <tr><td>AN</td><td></td></tr> <tr><td>KL</td><td></td></tr> <tr><td>GS</td><td></td></tr> <tr><td>Z</td><td></td></tr> <tr><td>W</td><td></td></tr> </table>	BR		AN		KL		GS		Z		W	
BR																
AN																
KL																
GS																
Z																
W																
 <p>ACIP044B -Pershoek voor binnenste kamer -Clame à presser pour chambre intérieure -Eckverbinder Stanzbar für innere kamer -Clamping corner for inside chamber</p> <p>X=10mm Y=14mm</p>	1	Stuk Pièce Stück Pièce	SP044	<table border="1"> <tr><td>BR</td><td></td></tr> <tr><td>AN</td><td></td></tr> <tr><td>KL</td><td></td></tr> <tr><td>GS</td><td></td></tr> <tr><td>Z</td><td></td></tr> <tr><td>W</td><td></td></tr> </table>	BR		AN		KL		GS		Z		W	
BR																
AN																
KL																
GS																
Z																
W																
 <p>ACIP095 -Eindstuk -Pièce latérale -Abdichtung -Sealing</p>	1	Set	IP095	<table border="1"> <tr><td>BR</td><td></td></tr> <tr><td>AN</td><td></td></tr> <tr><td>KL</td><td></td></tr> <tr><td>GS</td><td></td></tr> <tr><td>Z</td><td>X</td></tr> <tr><td>W</td><td>X</td></tr> </table>	BR		AN		KL		GS		Z	X	W	X
BR																
AN																
KL																
GS																
Z	X															
W	X															

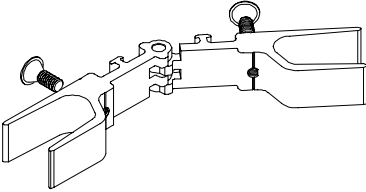

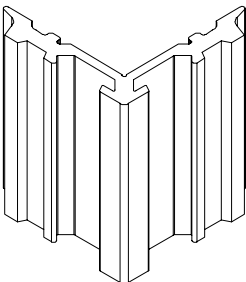
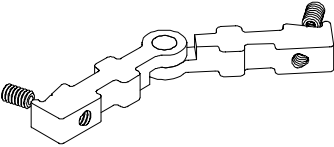

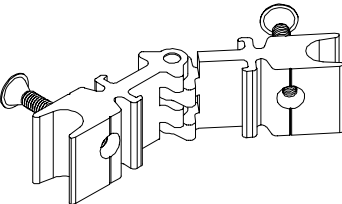

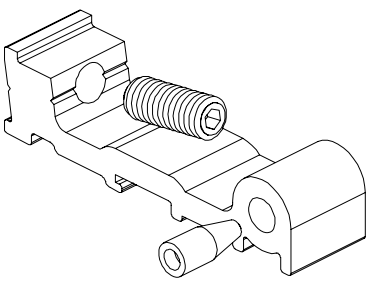



		Verp. per Emb. par Pack pr. Pack pr.	Eenheid Unité Einheit Unit	Toepassing Application Anwendung Application	Kleur Couleur Farbe Color
 X=20mm Y=14mm	ACIP112A -Pershoek voor buitenste kamer -Clame à presser pour chambre extérieure -Eckverbinder Stanzbar für aussere kammer -Clamping corner for outside chamber	1 24	Stuk Pièce Stück Piece	SP031	BR <input type="checkbox"/> AN <input type="checkbox"/> KL <input type="checkbox"/> GS <input type="checkbox"/> Z <input type="checkbox"/> W <input type="checkbox"/>
 X=50mm Y=14mm	ACIP113A -Pershoek voor buitenste kamer -Clame à presser pour chambre extérieure -Eckverbinder Stanzbar für aussere kammer -Clamping corner for outside chamber	1	Stuk Pièce Stück Piece	SP013	BR <input type="checkbox"/> AN <input type="checkbox"/> KL <input type="checkbox"/> GS <input type="checkbox"/> Z <input type="checkbox"/> W <input type="checkbox"/>
 X=15mm Y=14mm	ACIP116A -Variabele hoek voor buitenste kamer -Clame variable pour chambre extérieur -Verstelbare eckverbinder für aussere kammer -Adjustable bracket for outside chamber  ACVG65	1 24	Stuk Pièce Stück Piece	SP010	BR <input type="checkbox"/> AN <input type="checkbox"/> KL <input type="checkbox"/> GS <input type="checkbox"/> Z <input type="checkbox"/> W <input type="checkbox"/>
 X=20mm Y=20mm	ACIP116B -Variabele hoek voor binnenste kamer -Clame variable pour chambre intérieur -Verstelbare eckverbinder für innere kammer -Adjustable bracket for inside chamber  ACVL150	1 24	Stuk Pièce Stück Piece	SP010	BR <input type="checkbox"/> AN <input type="checkbox"/> KL <input type="checkbox"/> GS <input type="checkbox"/> Z <input type="checkbox"/> W <input type="checkbox"/>
 X=25mm Y=14mm	ACIP117A -Variabele hoek voor buitenste kamer -Clame variable pour chambre extérieur -Verstelbare eckverbinder für aussere kammer -Adjustable bracket for outside chamber  ACVG66	1 24	Stuk Pièce Stück Piece	SP011	BR <input type="checkbox"/> AN <input type="checkbox"/> KL <input type="checkbox"/> GS <input type="checkbox"/> Z <input type="checkbox"/> W <input type="checkbox"/>



BR = BRUT - BRUT - ROH - BRUT
 AN (X) = ANODISATIE - ANODISE - ELOXIERT - ANODISED
 AN (■) = GELAKT - LAQUE - LACKIERT - LACQUERED -- RAL9006M
 KL = STANDAARDKLEUREN - COULEUR STANDARD - BASIS FARBEN - BASIC COLORS
 GS = GEMOFFELD SPECIAAL - LAQUE SPECIAL - SPECIALFARBE - SPECIAL COLOR
 Z = ZWART - NOIR - SCHWARZ - BLACK
 W = WIT - BLANC - WEISS - WHITE

 GEREEDSCHAP - OUTILLAGE
 WERKZEUG - TOOL
 BEVESTIGING - FIXATION
 BEFESTIGUNG - FIXATION

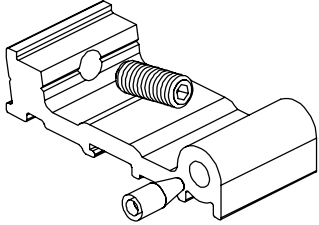

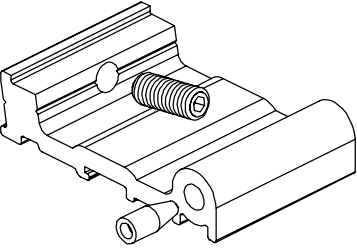

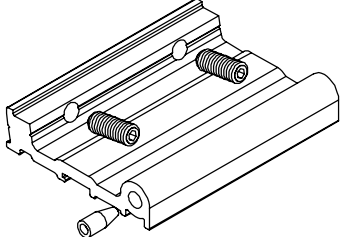

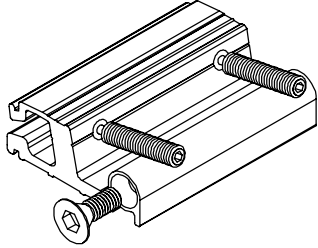

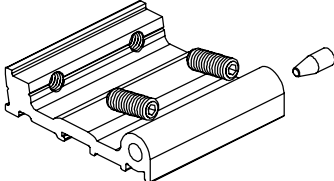



		Verp. per Emb. par Pack pr. Pack pr.	Einheid Unité Einheit Unit	Toepassing Application Anwendung Application	Kleur Couleur Farbe Color											
 <p>ACIP117B -Variabele hoek voor binnenste kamer -Clame variable pour chambre intérieur -Verstelbare eckverbinder für innere kammer -Adjustable bracket for inside chamber</p> <p>X=30mm Y=20mm</p> <p> ACVL150</p>	1 24	Stuk Pièce Stück Pièce	SP011	<table border="1"> <tr><td>BR</td><td></td></tr> <tr><td>AN</td><td></td></tr> <tr><td>KL</td><td></td></tr> <tr><td>GS</td><td></td></tr> <tr><td>Z</td><td></td></tr> <tr><td>W</td><td></td></tr> </table>	BR		AN		KL		GS		Z		W	
BR																
AN																
KL																
GS																
Z																
W																
 <p>ACIP119A -Pershoek voor buitenste kamer -Clame à presser pour chambre extérieur -Eckverbinder stanbaar für aussere Kammer -Clamping corner for outside chamber</p> <p>X=12mm Y=74mm</p>	1 48	Stuk Pièce Stück Pièce	SP119	<table border="1"> <tr><td>BR</td><td></td></tr> <tr><td>AN</td><td></td></tr> <tr><td>KL</td><td></td></tr> <tr><td>GS</td><td></td></tr> <tr><td>Z</td><td></td></tr> <tr><td>W</td><td></td></tr> </table>	BR		AN		KL		GS		Z		W	
BR																
AN																
KL																
GS																
Z																
W																
 <p>ACIP120A -Variabele hoek voor buitenste kamer -Clame variable pour chambre extérieur -Verstelbare eckverbinder für aussere kammer -Adjustable bracket for outside chamber</p> <p>X=12mm Y= 8mm</p> <p> ACVG65</p>	1 24	Stuk Pièce Stück Pièce	SP020	<table border="1"> <tr><td>BR</td><td></td></tr> <tr><td>AN</td><td></td></tr> <tr><td>KL</td><td></td></tr> <tr><td>GS</td><td></td></tr> <tr><td>Z</td><td></td></tr> <tr><td>W</td><td></td></tr> </table>	BR		AN		KL		GS		Z		W	
BR																
AN																
KL																
GS																
Z																
W																
 <p>ACIP120B -Variabele hoek voor binnenste kamer -Clame variable pour chambre intérieur -Verstelbare eckverbinder für innere kammer -Adjustable bracket for inside chamber</p> <p>X=20mm Y=28mm</p> <p> ACVL150</p>	1 24	Stuk Pièce Stück Pièce	SP020	<table border="1"> <tr><td>BR</td><td></td></tr> <tr><td>AN</td><td></td></tr> <tr><td>KL</td><td></td></tr> <tr><td>GS</td><td></td></tr> <tr><td>Z</td><td></td></tr> <tr><td>W</td><td></td></tr> </table>	BR		AN		KL		GS		Z		W	
BR																
AN																
KL																
GS																
Z																
W																
 <p>ACIP125A -T-verbinding voor buitenste kamer -Assemblage-T pour chambre extérieure -T-verbinder für aussere kammer -Connecting bracket for outside chamber</p> <p>X=15mm Y=12mm</p> <p> ACVG65 ACVG66</p>	1 24	Stuk Pièce Stück Pièce	SP010 SP110	<table border="1"> <tr><td>BR</td><td></td></tr> <tr><td>AN</td><td></td></tr> <tr><td>KL</td><td></td></tr> <tr><td>GS</td><td></td></tr> <tr><td>Z</td><td></td></tr> <tr><td>W</td><td></td></tr> </table>	BR		AN		KL		GS		Z		W	
BR																
AN																
KL																
GS																
Z																
W																



BR = BRUT - BRUT - ROH - BRUT
 AN (X) = ANODISATIE - ANODISE - ELOXIERT - ANODISED
 AN (■) = GELAKT - LAQUE - LACKIERT - LACQUERED -- RAL9006M
 KL = STANDAARDKLEUREN - COULEUR STANDARD - BASIS FARBEN - BASIC COLORS
 GS = GEMOFFELD SPECIAAL - LAQUE SPECIAL - SPECIALFARBE - SPECIAL COLOR
 Z = ZWART - NOIR - SCHWARZ - BLACK
 W = WIT - BLANC - WEISS - WHITE

 GEREEDSCHAP - OUTILLAGE
 WERKZEUG - TOOL
 BEVESTIGING - FIXATION
 BEFESTIGUNG - FIXATION

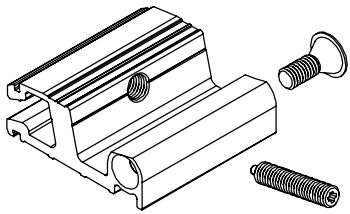

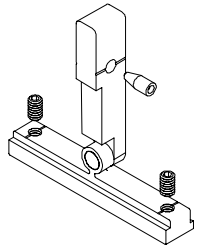

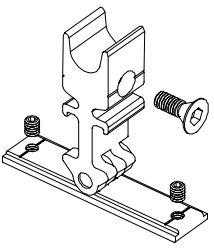





		Verp. per Emb. par Pack pr. Pack pr.	Eenheid Unité Einheit Unit	Toepassing Application Anwendung Application	Kleur Couleur Farbe Color											
 <p>ACIP126A -T-verbinding voor buitenste kamer -Assemblage-T pour chambre extérieure -T-verbinder für aussere kammer -Connecting bracket for outside chamber</p> <p>X=25mm Y=12mm</p>  <p>ACVG65 ACVG66</p>	1 24	Stuk Pièce Stück Piece	SP011 SP111	<table border="1"> <tr><td>BR</td><td></td></tr> <tr><td>AN</td><td></td></tr> <tr><td>KL</td><td></td></tr> <tr><td>GS</td><td></td></tr> <tr><td>Z</td><td></td></tr> <tr><td>W</td><td></td></tr> </table>	BR		AN		KL		GS		Z		W	
BR																
AN																
KL																
GS																
Z																
W																
 <p>ACIP127A -T-verbinding voor buitenste kamer -Assemblage-T pour chambre extérieure -T-verbinder für aussere kammer -Connecting bracket for outside chamber</p> <p>X=36mm Y=12mm</p>  <p>ACVG65 ACVG66</p>	1 24	Stuk Pièce Stück Piece	SP012 SP112	<table border="1"> <tr><td>BR</td><td></td></tr> <tr><td>AN</td><td></td></tr> <tr><td>KL</td><td></td></tr> <tr><td>GS</td><td></td></tr> <tr><td>Z</td><td></td></tr> <tr><td>W</td><td></td></tr> </table>	BR		AN		KL		GS		Z		W	
BR																
AN																
KL																
GS																
Z																
W																
 <p>ACIP128A -T-verbinding voor buitenste kamer -Assemblage-T pour chambre extérieure -T-verbinder für aussere kammer -Connecting bracket for outside chamber</p> <p>X=71mm Y=12mm</p>  <p>ACVG65 ACVG66</p>	1 24	Stuk Pièce Stück Piece	SP027	<table border="1"> <tr><td>BR</td><td></td></tr> <tr><td>AN</td><td></td></tr> <tr><td>KL</td><td></td></tr> <tr><td>GS</td><td></td></tr> <tr><td>Z</td><td></td></tr> <tr><td>W</td><td></td></tr> </table>	BR		AN		KL		GS		Z		W	
BR																
AN																
KL																
GS																
Z																
W																
 <p>ACIP128B -T-verbinding voor binnenste kamer -Assemblage-T pour chambre intérieure -T-verbinder für innere kammer -Connecting bracket for inside chamber</p> <p>X=77mm Y=20mm</p>  <p>ACVL150 ACVG66</p>	1 24	Stuk Pièce Stück Piece	SP027	<table border="1"> <tr><td>BR</td><td></td></tr> <tr><td>AN</td><td></td></tr> <tr><td>KL</td><td></td></tr> <tr><td>GS</td><td></td></tr> <tr><td>Z</td><td></td></tr> <tr><td>W</td><td></td></tr> </table>	BR		AN		KL		GS		Z		W	
BR																
AN																
KL																
GS																
Z																
W																
 <p>ACIP129A -T-verbinding voor buitenste kamer -Assemblage-T pour chambre extérieure -T-verbinder für aussere kammer -Connecting bracket for outside chamber</p> <p>X=50mm Y=13mm</p>  <p>ACVL150 ACVG66</p>	1 24	Stuk Pièce Stück Piece	SP013	<table border="1"> <tr><td>BR</td><td></td></tr> <tr><td>AN</td><td></td></tr> <tr><td>KL</td><td></td></tr> <tr><td>GS</td><td></td></tr> <tr><td>Z</td><td></td></tr> <tr><td>W</td><td></td></tr> </table>	BR		AN		KL		GS		Z		W	
BR																
AN																
KL																
GS																
Z																
W																



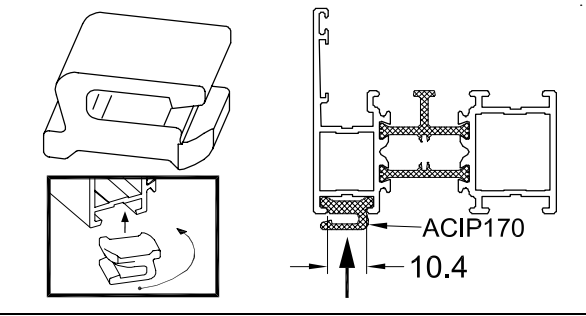
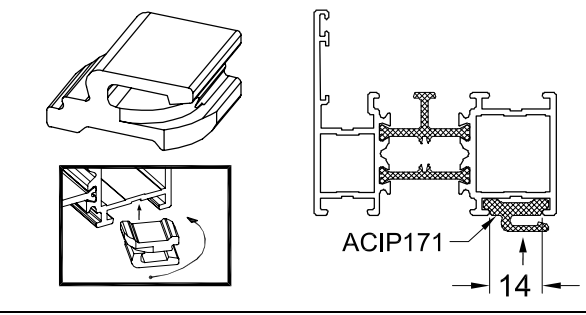
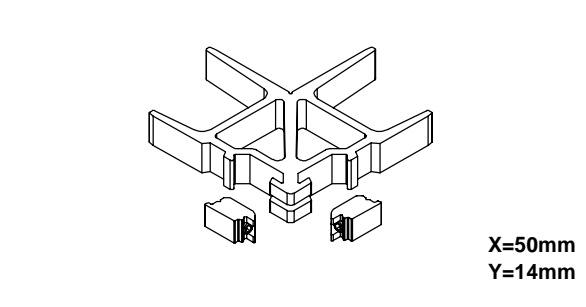

BR = BRUT - BRUT - ROH - BRUT
 AN (X) = ANODISATIE - ANODISE - ELOXIERT - ANODISED
 AN (■) = GELAKT - LAQUE - LACKIERT - LACQUERED -- RAL9006M
 KL = STANDAARDKLEUREN - COULEUR STANDARD - BASIS FARBEN - BASIC COLORS
 GS = GEMOFFELD SPECIAAL - LAQUE SPECIAL - SPECIALFARBE - SPECIAL COLOR
 Z = ZWART - NOIR - SCHWARZ - BLACK
 W = WIT - BLANC - WEISS - WHITE

 GEREEDSCHAP - OUTILLAGE
 WERKZEUG - TOOL
 BEVESTIGING - FIXATION
 BEFESTIGUNG - FIXATION





	Verp. per Emb. par Pack pr. Pack pr.	Einheid Unit	Toepassing Application	Kleur Couleur Farbe Color												
 <p>ACIP129B -T-verbinding voor binnenste kamer -Assemblage-T pour chambre intérieure -T-verbinder für innere kammer -Connecting bracket for inside chamber</p> <p>X=50mm Y=20mm</p> <p> ACVL150 ACVG66</p>	1	Stuk Pièce Stück Pièce	SP013	<table border="1"> <tr><td>BR</td><td></td></tr> <tr><td>AN</td><td></td></tr> <tr><td>KL</td><td></td></tr> <tr><td>GS</td><td></td></tr> <tr><td>Z</td><td></td></tr> <tr><td>W</td><td></td></tr> </table>	BR		AN		KL		GS		Z		W	
BR																
AN																
KL																
GS																
Z																
W																
 <p>ACIP130A -Variabele T-verbinding voor buitenste kamer -Variable assemblage-T pour chambre extérieure -Verstelbare T-verbinder für aussere kammer -Adjustable bracket for outside chamber</p> <p>X=10mm Y=14mm</p> <p> ACVG65 ACVG66</p>	1 24	Stuk Pièce Stück Pièce	SP030	<table border="1"> <tr><td>BR</td><td></td></tr> <tr><td>AN</td><td></td></tr> <tr><td>KL</td><td></td></tr> <tr><td>GS</td><td></td></tr> <tr><td>Z</td><td></td></tr> <tr><td>W</td><td></td></tr> </table>	BR		AN		KL		GS		Z		W	
BR																
AN																
KL																
GS																
Z																
W																
 <p>ACIP130B -Variabele T-verbinding voor binnenste kamer -Variable assemblage-T pour chambre intérieure -Verstelbare T-verbinder für innere kammer -Adjustable bracket for inside chamber</p> <p>X=20mm Y=27mm</p> <p> ACVL150 ACVG65</p>	1 24	Stuk Pièce Stück Pièce	SP030	<table border="1"> <tr><td>BR</td><td></td></tr> <tr><td>AN</td><td></td></tr> <tr><td>KL</td><td></td></tr> <tr><td>GS</td><td></td></tr> <tr><td>Z</td><td></td></tr> <tr><td>W</td><td></td></tr> </table>	BR		AN		KL		GS		Z		W	
BR																
AN																
KL																
GS																
Z																
W																
 <p>ACIP146 -Automatische tochtfluitser 710mm -Joint bas de porte automatique 710mm -Automatische turdichtung 710mm -Self operating threshold 710mm</p>	1	Stuk Pièce Stück Pièce	SP023	<table border="1"> <tr><td>BR</td><td></td></tr> <tr><td>AN</td><td></td></tr> <tr><td>KL</td><td></td></tr> <tr><td>GS</td><td></td></tr> <tr><td>Z</td><td></td></tr> <tr><td>W</td><td></td></tr> </table>	BR		AN		KL		GS		Z		W	
BR																
AN																
KL																
GS																
Z																
W																
 <p>ACIP147 -Automatische tochtfluitser 835mm -Joint bas de porte automatique 835mm -Automatische turdichtung 835mm -Self operating threshold 835mm</p>	1	Stuk Pièce Stück Pièce	SP023	<table border="1"> <tr><td>BR</td><td></td></tr> <tr><td>AN</td><td></td></tr> <tr><td>KL</td><td></td></tr> <tr><td>GS</td><td></td></tr> <tr><td>Z</td><td></td></tr> <tr><td>W</td><td></td></tr> </table>	BR		AN		KL		GS		Z		W	
BR																
AN																
KL																
GS																
Z																
W																




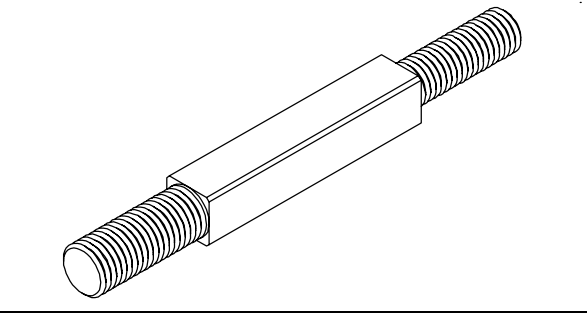
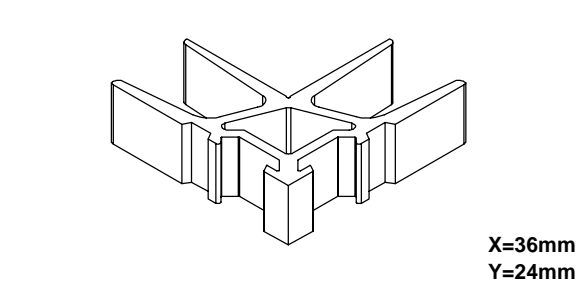


		Verp. per Emb. par Pack pr. Pack pr.	Eenheid Unité Einheit Unit	Toepassing Application Anwendung Application	Kleur Couleur Farbe Color												
	<p>ACIP148</p> <p>-Automatische tochttafsluiter 960mm -Joint bas de porte automatique 960mm -Automatische turdichtung 960mm -Self operating threshold 960mm</p>	1	Stuk Pièce Stück Pièce	SP023	<table border="1"> <tr><td>BR</td><td></td></tr> <tr><td>AN</td><td></td></tr> <tr><td>KL</td><td></td></tr> <tr><td>GS</td><td></td></tr> <tr><td>Z</td><td></td></tr> <tr><td>W</td><td></td></tr> </table>	BR		AN		KL		GS		Z		W	
BR																	
AN																	
KL																	
GS																	
Z																	
W																	
	<p>ACIP149</p> <p>-Automatische tochttafsluiter 1085mm -Joint bas de porte automatique 1085mm -Automatische turdichtung 1085mm -Self operating threshold 1085mm</p>	1	Stuk Pièce Stück Pièce	SP023	<table border="1"> <tr><td>BR</td><td></td></tr> <tr><td>AN</td><td></td></tr> <tr><td>KL</td><td></td></tr> <tr><td>GS</td><td></td></tr> <tr><td>Z</td><td></td></tr> <tr><td>W</td><td></td></tr> </table>	BR		AN		KL		GS		Z		W	
BR																	
AN																	
KL																	
GS																	
Z																	
W																	
	<p>ACIP170</p> <p>-Klemstuk -Clips -Befestigungsklotz -Clip</p>	1	Stuk Pièce Stück Pièce	IP172	<table border="1"> <tr><td>BR</td><td></td></tr> <tr><td>AN</td><td></td></tr> <tr><td>KL</td><td></td></tr> <tr><td>GS</td><td></td></tr> <tr><td>Z</td><td></td></tr> <tr><td>W</td><td></td></tr> </table>	BR		AN		KL		GS		Z		W	
BR																	
AN																	
KL																	
GS																	
Z																	
W																	
	<p>ACIP171</p> <p>-Klemstuk -Clips -Befestigungsklotz -Clip</p>	1	Stuk Pièce Stück Pièce	IP172	<table border="1"> <tr><td>BR</td><td></td></tr> <tr><td>AN</td><td></td></tr> <tr><td>KL</td><td></td></tr> <tr><td>GS</td><td></td></tr> <tr><td>Z</td><td></td></tr> <tr><td>W</td><td></td></tr> </table>	BR		AN		KL		GS		Z		W	
BR																	
AN																	
KL																	
GS																	
Z																	
W																	
	<p>ACIP213A</p> <p>-Schroefhoek voor buitenste kamer -Clame à visser pour chambre extérieure -Eckverbinder schraubbar für aussere kammer -Square coupling joint for outside chamber</p> <p>X=50mm Y=14mm</p> <p> ACVG65</p>	1	Stuk Pièce Stück Pièce	SP013	<table border="1"> <tr><td>BR</td><td></td></tr> <tr><td>AN</td><td></td></tr> <tr><td>KL</td><td></td></tr> <tr><td>GS</td><td></td></tr> <tr><td>Z</td><td></td></tr> <tr><td>W</td><td></td></tr> </table>	BR		AN		KL		GS		Z		W	
BR																	
AN																	
KL																	
GS																	
Z																	
W																	

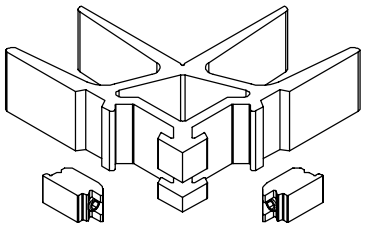

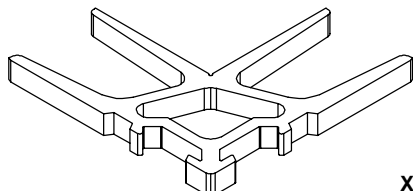

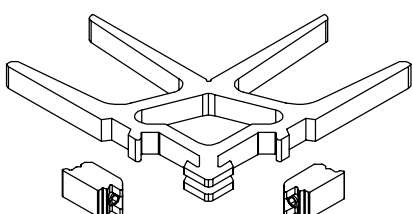

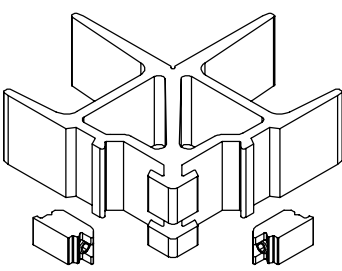

BR = BRUT - BRUT - ROH - BRUT
 AN (X) = ANODISATIE - ANODISE - ELOXIERT - ANODISED
 AN (■) = GELAKT - LAQUE - LACKIERT - LACQUERED -- RAL9006M
 KL = STANDAARDKLEUREN - COULEUR STANDARD - BASIS FARBEN - BASIC COLORS
 GS = GEMOFFELD SPECIAAL - LAQUE SPECIAL - SPECIALFARBEN - SPECIAL COLOR
 Z = ZWART - NOIR - SCHWARZ - BLACK
 W = WIT - BLANC - WEISS - WHITE

 GEREEDSCHAP - OUTILLAGE
 WERKZEUG - TOOL
 BEVESTIGING - FIXATION
 BEFESTIGUNG - FIXATION





		Verp. per Emb. par Pack pr.	Einheid Unité Einheit Unit	Toepassing Application Anwendung Application	Kleur Couleur Farbe Color												
	<p>ACIP402</p> <ul style="list-style-type: none"> -Scharnier naar binnendraaiende en naar buitendraaiende deur -Paumelle porte ouvrant vers l'intérieur et l'extérieur -Türband aussen und innen öffnend -Hinge for inside and outside opening door 	1	Stuk Pièce Stück Piece	SP011 SP624	<table border="1"> <tr><td>BR</td><td>X</td></tr> <tr><td>AN</td><td>X</td></tr> <tr><td>KL</td><td>X</td></tr> <tr><td>GS</td><td>X</td></tr> <tr><td>Z</td><td></td></tr> <tr><td>W</td><td></td></tr> </table>	BR	X	AN	X	KL	X	GS	X	Z		W	
BR	X																
AN	X																
KL	X																
GS	X																
Z																	
W																	
	<p>ACIP403</p> <ul style="list-style-type: none"> -Boormat voor ACIP402-ACIP404 -Gabarit de perçage pour ACIP402-ACIP404 -Bohrer mall für ACIP402-ACIP404 -Boring jigg for ACIP402-ACIP404 	1	Stuk Pièce Stück Piece		<table border="1"> <tr><td>BR</td><td></td></tr> <tr><td>AN</td><td></td></tr> <tr><td>KL</td><td></td></tr> <tr><td>GS</td><td></td></tr> <tr><td>Z</td><td></td></tr> <tr><td>W</td><td></td></tr> </table>	BR		AN		KL		GS		Z		W	
BR																	
AN																	
KL																	
GS																	
Z																	
W																	
	<p>ACIP416</p> <ul style="list-style-type: none"> -Inox bevestiging voor binnendraaiende deuren (slot)3p. -Fixation en inox pour portes intérieur (serrure)3p. -Inox fixierung für innen öffnende Türen (Schloss)3p. -Inox fixing for inside opening doors (lock)3p. 	1	Stuk Pièce Stück Piece	ACVL415 ACVL416	<table border="1"> <tr><td>BR</td><td></td></tr> <tr><td>AN</td><td></td></tr> <tr><td>KL</td><td></td></tr> <tr><td>GS</td><td></td></tr> <tr><td>Z</td><td></td></tr> <tr><td>W</td><td></td></tr> </table>	BR		AN		KL		GS		Z		W	
BR																	
AN																	
KL																	
GS																	
Z																	
W																	
	<p>ACIP435</p> <ul style="list-style-type: none"> -Verlengde bevestiging voor deurtrekker -Fixation prolonge pour poussoir de porte -Verlangernde befestigung für stossgriffe -Extended fixation for door handle 	1	Stuk Pièce Stück Piece	ACVL123	<table border="1"> <tr><td>BR</td><td></td></tr> <tr><td>AN</td><td></td></tr> <tr><td>KL</td><td></td></tr> <tr><td>GS</td><td></td></tr> <tr><td>Z</td><td></td></tr> <tr><td>W</td><td></td></tr> </table>	BR		AN		KL		GS		Z		W	
BR																	
AN																	
KL																	
GS																	
Z																	
W																	
	<p>ACIP610A</p> <ul style="list-style-type: none"> -Pershoek buitenste kamer -Clame a presser pour chambre extérieure -Eckverbinder stanbar für aussere kammer -Clamping corner for outside chamber <p>X=36mm Y=24mm</p>	1	Stuk Pièce Stück Piece	SP610	<table border="1"> <tr><td>BR</td><td></td></tr> <tr><td>AN</td><td></td></tr> <tr><td>KL</td><td></td></tr> <tr><td>GS</td><td></td></tr> <tr><td>Z</td><td></td></tr> <tr><td>W</td><td></td></tr> </table>	BR		AN		KL		GS		Z		W	
BR																	
AN																	
KL																	
GS																	
Z																	
W																	

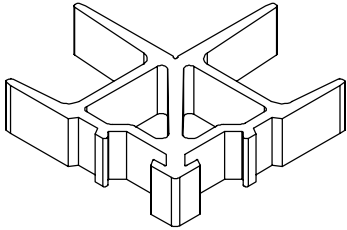
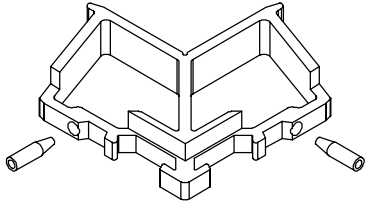

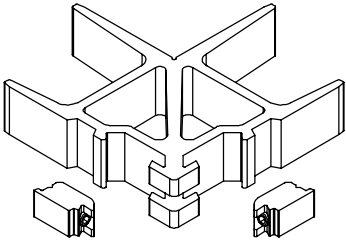

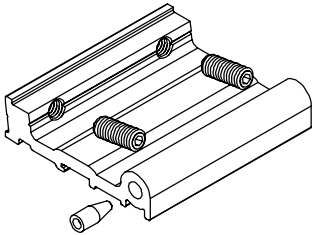

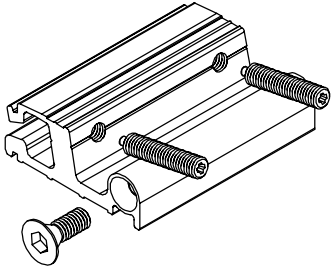



		Verp. per Emb. par Pack pr. Pack pr.	Eenheid Unité Einheit Unit	Toepassing Application Anwendung Application	Kleur Couleur Farbe Color											
 <p>ACIP611A -Schroefhoek buitenste kamer -Clame a visser pour chambre extérieure -Eckverbinder schraubbar für aussere kamer -Square coupling joint for outside chamber</p> <p>X=36mm Y=24mm</p>  ACVG66	1	Stuk Pièce Stück Piece	SP610	<table border="1"> <tr><td>BR</td><td></td></tr> <tr><td>AN</td><td></td></tr> <tr><td>KL</td><td></td></tr> <tr><td>GS</td><td></td></tr> <tr><td>Z</td><td></td></tr> <tr><td>W</td><td></td></tr> </table>	BR		AN		KL		GS		Z		W	
BR																
AN																
KL																
GS																
Z																
W																
 <p>ACIP612A -Pershoek buitenste kamer -Clame a presser pour chambre extérieure -Eckverbinder stanzbar für aussere kamer -Clamping corner for outside chamber</p> <p>X=41mm Y=9mm</p>	1	Stuk Pièce Stück Piece	SP623	<table border="1"> <tr><td>BR</td><td></td></tr> <tr><td>AN</td><td></td></tr> <tr><td>KL</td><td></td></tr> <tr><td>GS</td><td></td></tr> <tr><td>Z</td><td></td></tr> <tr><td>W</td><td></td></tr> </table>	BR		AN		KL		GS		Z		W	
BR																
AN																
KL																
GS																
Z																
W																
 <p>ACIP612B -Pershoek binnenste kamer -Clame a presser pour chambre intérieure -Eckverbinder stanzbar für innere kamer -Clamping corner for inside chamber</p> <p>X=50mm Y=28mm</p>	1	Stuk Pièce Stück Piece	SP623	<table border="1"> <tr><td>BR</td><td></td></tr> <tr><td>AN</td><td></td></tr> <tr><td>KL</td><td></td></tr> <tr><td>GS</td><td></td></tr> <tr><td>Z</td><td></td></tr> <tr><td>W</td><td></td></tr> </table>	BR		AN		KL		GS		Z		W	
BR																
AN																
KL																
GS																
Z																
W																
 <p>ACIP613A -Stifhoek buitenste kamer -Equerre à goupiller pour chambre extérieure -Verstiftbare eckwinkel für aussere kamer -Corner bracket with pin for outside chamber</p> <p>X=41mm Y=9mm</p>  ACVG65	1	Stuk Pièce Stück Piece	SP623	<table border="1"> <tr><td>BR</td><td></td></tr> <tr><td>AN</td><td></td></tr> <tr><td>KL</td><td></td></tr> <tr><td>GS</td><td></td></tr> <tr><td>Z</td><td></td></tr> <tr><td>W</td><td></td></tr> </table>	BR		AN		KL		GS		Z		W	
BR																
AN																
KL																
GS																
Z																
W																
 <p>ACIP613B -Schroefhoek binnenste kamer -Clame a visser pour chambre intérieure -Eckverbinder schraubbar für innere kamer -Square coupling joint for inside chamber</p> <p>X=50mm Y=28mm</p>  ACVG66	1	Stuk Pièce Stück Piece	SP623	<table border="1"> <tr><td>BR</td><td></td></tr> <tr><td>AN</td><td></td></tr> <tr><td>KL</td><td></td></tr> <tr><td>GS</td><td></td></tr> <tr><td>Z</td><td></td></tr> <tr><td>W</td><td></td></tr> </table>	BR		AN		KL		GS		Z		W	
BR																
AN																
KL																
GS																
Z																
W																



BR = BRUT - BRUT - ROH - BRUT
AN (X) = ANODISATIE - ANODISE - ELOXIERT - ANODISED
AN (■) = GELAKT - LAQUE - LACKIERT - LACQUERED -- RAL9006M
KL = STANDAARDKLEUREN - COULEUR STANDARD - BASIS FARBEN - BASIC COLORS
GS = GEMOFFELD SPECIAAL - LAQUE SPECIAL - SPECIALFARBE - SPECIAL COLOR
Z = ZWART - NOIR - SCHWARZ - BLACK
W = WIT - BLANC - WEISS - WHITE

 GEREEDSCHAP - OUTILLAGE
WERKZEUG - TOOL
 BEVESTIGING - FIXATION
BEFESTIGUNG - FIXATION


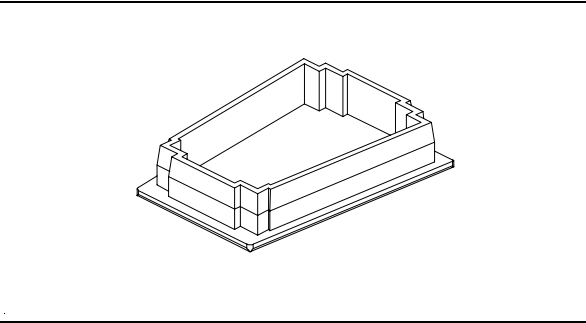
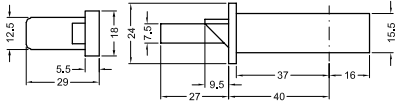


	Verp. per Emb. par Pack pr.	Einheid Unit	Toepassing Application	Kleur Couleur Farbe Color												
 <p>ACIP614B</p> <ul style="list-style-type: none"> -Pershoek binnenste kamer -Clame a presser pour chambre intérieure -Eckverbinder stanzzbar für innere kammer -Clamping corner for inside chamber <p>X=50mm Y=20mm</p>	1	Stuk Pièce Stück Piece	SP013 SP624	<table border="1"> <tr><td>BR</td><td></td></tr> <tr><td>AN</td><td></td></tr> <tr><td>KL</td><td></td></tr> <tr><td>GS</td><td></td></tr> <tr><td>Z</td><td></td></tr> <tr><td>W</td><td></td></tr> </table>	BR		AN		KL		GS		Z		W	
BR																
AN																
KL																
GS																
Z																
W																
 <p>ACIP615A</p> <ul style="list-style-type: none"> -Stifthoek buitenste kamer -Equerre à goupiller pour chambre extérieure -Verstiftbare eckwinkel für aussere kammer -Corner bracket with pin for outside chamber <p>X=46mm Y=14mm</p> <p> ACDV235</p>	1	Stuk Pièce Stück Piece	SP624	<table border="1"> <tr><td>BR</td><td></td></tr> <tr><td>AN</td><td></td></tr> <tr><td>KL</td><td></td></tr> <tr><td>GS</td><td></td></tr> <tr><td>Z</td><td></td></tr> <tr><td>W</td><td></td></tr> </table>	BR		AN		KL		GS		Z		W	
BR																
AN																
KL																
GS																
Z																
W																
 <p>ACIP615B</p> <ul style="list-style-type: none"> -Schroefhoek binnenste kamer -Clame a visser pour chambre intérieure -Eckverbinder schraubbar für innere kammer -Square coupling joint for inside chamber <p>X=50mm Y=20mm</p> <p> ACVG66</p>	1	Stuk Pièce Stück Piece	SP013 SP624	<table border="1"> <tr><td>BR</td><td></td></tr> <tr><td>AN</td><td></td></tr> <tr><td>KL</td><td></td></tr> <tr><td>GS</td><td></td></tr> <tr><td>Z</td><td></td></tr> <tr><td>W</td><td></td></tr> </table>	BR		AN		KL		GS		Z		W	
BR																
AN																
KL																
GS																
Z																
W																
 <p>ACIP620A</p> <ul style="list-style-type: none"> -T-verbinding voor buitenste kamer -Assemblage-T pour chambre extérieure -T-verbinder für aussere kammer -Connecting bracket for outside chamber <p>X=60mm Y=12mm</p> <p> ACVG65 ACVG66</p>	1	Stuk Pièce Stück Piece	SP627	<table border="1"> <tr><td>BR</td><td></td></tr> <tr><td>AN</td><td></td></tr> <tr><td>KL</td><td></td></tr> <tr><td>GS</td><td></td></tr> <tr><td>Z</td><td></td></tr> <tr><td>W</td><td></td></tr> </table>	BR		AN		KL		GS		Z		W	
BR																
AN																
KL																
GS																
Z																
W																
 <p>ACIP620B</p> <ul style="list-style-type: none"> -T-verbinding voor binnenste kamer -Assemblage-T pour chambre intérieure -T-verbinder für innere kammer -Connecting bracket for inside chamber <p>X=66mm Y=20mm</p> <p> ACVL150 ACVG66</p>	1	Stuk Pièce Stück Piece	SP627	<table border="1"> <tr><td>BR</td><td></td></tr> <tr><td>AN</td><td></td></tr> <tr><td>KL</td><td></td></tr> <tr><td>GS</td><td></td></tr> <tr><td>Z</td><td></td></tr> <tr><td>W</td><td></td></tr> </table>	BR		AN		KL		GS		Z		W	
BR																
AN																
KL																
GS																
Z																
W																



BR = BRUT - BRUT - ROH - BRUT
 AN (X) = ANODISATIE - ANODISE - ELOXIERT - ANODISED
 AN (■) = GELAKT - LAQUE - LACKIERT - LACQUERED -- RAL9006M
 KL = STANDAARDKLEUREN - COULEUR STANDARD - BASIS FARBEN - BASIC COLORS
 GS = GEMOFFELD SPECIAAL - LAQUE SPECIAL - SPECIALFARBE - SPECIAL COLOR
 Z = ZWART - NOIR - SCHWARZ - BLACK
 W = WIT - BLANC - WEISS - WHITE

 GEREEDSCHAP - OUTILLAGE
 WERKZEUG - TOOL
 BEVESTIGING - FIXATION
 BEFESTIGUNG - FIXATION


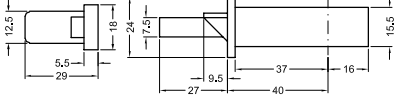


		Verp. per Emb. par Pack pr. Pack pr.	Eenheid Unité Einheit Unit	Toepassing Application Anwendung Application	Kleur Couleur Farbe Color												
	<p>ACIP635</p> <p>-Dop -Bouchon -Kappe -Cap</p>	1 100	Stuk Pièce Stück Pièce	SP035	<table border="1"> <tr><td>BR</td><td></td></tr> <tr><td>AN</td><td></td></tr> <tr><td>KL</td><td></td></tr> <tr><td>GS</td><td></td></tr> <tr><td>Z</td><td>X</td></tr> <tr><td>W</td><td>X</td></tr> </table>	BR		AN		KL		GS		Z	X	W	X
BR																	
AN																	
KL																	
GS																	
Z	X																
W	X																
	<p>ACIP636</p> <p>-Dop -Bouchon -Kappe -Cap</p>	1 100	Stuk Pièce Stück Pièce	SP036	<table border="1"> <tr><td>BR</td><td></td></tr> <tr><td>AN</td><td></td></tr> <tr><td>KL</td><td></td></tr> <tr><td>GS</td><td></td></tr> <tr><td>Z</td><td>X</td></tr> <tr><td>W</td><td>X</td></tr> </table>	BR		AN		KL		GS		Z	X	W	X
BR																	
AN																	
KL																	
GS																	
Z	X																
W	X																
	<p>ACIP640</p> <p>-Veiligheidsslot met pen -Serrure de sécurité à pene -Sicherheitsschloss mit Falle -Security lock with pen</p> 	1	Stuk Pièce Stück Pièce	SP623	<table border="1"> <tr><td>BR</td><td></td></tr> <tr><td>AN</td><td></td></tr> <tr><td>KL</td><td></td></tr> <tr><td>GS</td><td></td></tr> <tr><td>Z</td><td></td></tr> <tr><td>W</td><td></td></tr> </table>	BR		AN		KL		GS		Z		W	
BR																	
AN																	
KL																	
GS																	
Z																	
W																	

BR = BRUT - BRUT - ROH - BRUT
 AN (X) = ANODISATIE - ANODISE - ELOXIERT - ANODISED
 AN (■) = GELAKT - LAQUE - LACKIERT - LACQUERED -- RAL9006M
 KL = STANDAARDKLEUREN - COULEUR STANDARD - BASIS FARBEN - BASIC COLORS
 GS = GEMOFFELD SPECIAAL - LAQUE SPECIAL - SPECIALFARBE - SPECIAL COLOR
 Z = ZWART - NOIR - SCHWARZ - BLACK
 W = WIT - BLANC - WEISS - WHITE

 GEREEDSCHAP - OUTILLAGE
 WERKZEUG - TOOL
 BEVESTIGING - FIXATION
 BEFESTIGUNG - FIXATION



	Verp. per Emb. par Pack pr.	Eenheid Unité Einheit Unit	Toepassing Application Anwendung Application	Kleur Couleur Farbe Color												
	1	Stuk Pièce Stück Piece	SP623	<table border="1"> <tr><td>BR</td><td></td></tr> <tr><td>AN</td><td></td></tr> <tr><td>KL</td><td></td></tr> <tr><td>GS</td><td></td></tr> <tr><td>Z</td><td></td></tr> <tr><td>W</td><td></td></tr> </table>	BR		AN		KL		GS		Z		W	
BR																
AN																
KL																
GS																
Z																
W																
<p>ACIP642</p> <p>-3 puntslot met dagschieter -Serrure 3 point avec pève lancant -3 Punkt Schloss mit Falle -Lock with 3 points</p> 																

BR = BRUT - BRUT - ROH - BRUT
 AN (X) = ANODISATIE - ANODISE - ELOXIERT - ANODISED
 AN (■) = GELAKT - LAQUE - LACKIERT - LACQUERED -- RAL9006M
 KL = STANDAARDKLEUREN - COULEUR STANDARD - BASIS FARBEN - BASIC COLORS
 GS = GEMOFFELD SPECIAAL - LAQUE SPECIAL - SPECIALFARBE - SPECIAL COLOR
 Z = ZWART - NOIR - SCHWARZ - BLACK
 W = WIT - BLANC - WEISS - WHITE








GEREEDSCHAP - OUTILLAGE
WERKZEUG - TOOL

BEVESTIGING - FIXATION
BEFESTIGUNG - FIXATION



15/10/07

	Verp. per Emb. par Pack pr. Pack pr.	Eenheid Unité Einheit Unit	Toepassing Application Anwendung Application	Kleur Couleur Farbe Color												
	1	Stuk Pièce Stück Pièce	IP671	<table border="1"> <tr><td>BR</td><td></td></tr> <tr><td>AN</td><td></td></tr> <tr><td>KL</td><td></td></tr> <tr><td>GS</td><td></td></tr> <tr><td>Z</td><td></td></tr> <tr><td>W</td><td></td></tr> </table>	BR		AN		KL		GS		Z		W	
BR																
AN																
KL																
GS																
Z																
W																
	1	Stuk Pièce Stück Pièce	IP671	<table border="1"> <tr><td>BR</td><td></td></tr> <tr><td>AN</td><td></td></tr> <tr><td>KL</td><td></td></tr> <tr><td>GS</td><td></td></tr> <tr><td>Z</td><td></td></tr> <tr><td>W</td><td></td></tr> </table>	BR		AN		KL		GS		Z		W	
BR																
AN																
KL																
GS																
Z																
W																
	1	Stuk Pièce Stück Pièce	IP671	<table border="1"> <tr><td>BR</td><td></td></tr> <tr><td>AN</td><td></td></tr> <tr><td>KL</td><td></td></tr> <tr><td>GS</td><td></td></tr> <tr><td>Z</td><td></td></tr> <tr><td>W</td><td></td></tr> </table>	BR		AN		KL		GS		Z		W	
BR																
AN																
KL																
GS																
Z																
W																
	1	Stuk Pièce Stück Pièce	IP671	<table border="1"> <tr><td>BR</td><td></td></tr> <tr><td>AN</td><td></td></tr> <tr><td>KL</td><td></td></tr> <tr><td>GS</td><td></td></tr> <tr><td>Z</td><td></td></tr> <tr><td>W</td><td></td></tr> </table>	BR		AN		KL		GS		Z		W	
BR																
AN																
KL																
GS																
Z																
W																
	1	Stuk Pièce Stück Pièce	IP671	<table border="1"> <tr><td>BR</td><td></td></tr> <tr><td>AN</td><td></td></tr> <tr><td>KL</td><td></td></tr> <tr><td>GS</td><td></td></tr> <tr><td>Z</td><td></td></tr> <tr><td>W</td><td></td></tr> </table>	BR		AN		KL		GS		Z		W	
BR																
AN																
KL																
GS																
Z																
W																

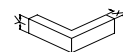
BR = BRUT - BRUT - ROH - BRUT
AN (X) = ANODISATIE - ANODISE - ELOXIERT - ANODISED
AN (■) = GELAKT - LAQUE - LACKIERT - LACQUERED -- RAL9006M
KL = STANDAARDKLEUREN - COULEUR STANDARD - BASIS FARBEN - BASIC COLORS
GS = GEMOFFELD SPECIAAL - LAQUE SPECIAL - SPECIALFARBE - SPECIAL COLOR
Z = ZWART - NOIR - SCHWARZ - BLACK
W = WIT - BLANC - WEISS - WHITE




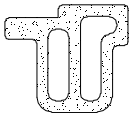
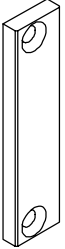


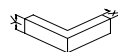
GEREEDSCHAP - OUTILLAGE
WERKZEUG - TOOL

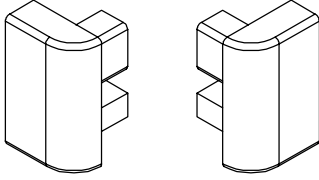






BEVESTIGING - FIXATION
BEFESTIGUNG - FIXATION





	Verp. per Emb. par Pack pr.	Einheid Unit	Toepassing Application	Kleur Couleur												
 <p>ACIP651 -Oploepdichting 835mm -Joint bas de porte 835mm -Auflaufdichtung 835mm -Threshold 835mm</p>	1	Stuk Pièce Stück Piece	IP671	<table border="1"> <tr><td>BR</td><td></td></tr> <tr><td>AN</td><td></td></tr> <tr><td>KL</td><td></td></tr> <tr><td>GS</td><td></td></tr> <tr><td>Z</td><td></td></tr> <tr><td>W</td><td></td></tr> </table>	BR		AN		KL		GS		Z		W	
BR																
AN																
KL																
GS																
Z																
W																
 <p>ACIP652 -Oploepdichting 960mm -Joint bas de porte 960mm -Auflaufdichtung 960mm -Threshold 960mm</p>	1	Stuk Pièce Stück Piece	IP671	<table border="1"> <tr><td>BR</td><td></td></tr> <tr><td>AN</td><td></td></tr> <tr><td>KL</td><td></td></tr> <tr><td>GS</td><td></td></tr> <tr><td>Z</td><td></td></tr> <tr><td>W</td><td></td></tr> </table>	BR		AN		KL		GS		Z		W	
BR																
AN																
KL																
GS																
Z																
W																
 <p>ACIP653 -Oploepdichting 1085mm -Joint bas de porte 1085mm -Auflaufdichtung 1085mm -Threshold 1085mm</p>	1	Stuk Pièce Stück Piece	IP671	<table border="1"> <tr><td>BR</td><td></td></tr> <tr><td>AN</td><td></td></tr> <tr><td>KL</td><td></td></tr> <tr><td>GS</td><td></td></tr> <tr><td>Z</td><td></td></tr> <tr><td>W</td><td></td></tr> </table>	BR		AN		KL		GS		Z		W	
BR																
AN																
KL																
GS																
Z																
W																
 <p>ACIP656 -Rubber -Joint -Abdichtungsgummi -Gasket</p>	100	m	SP656	<table border="1"> <tr><td>BR</td><td></td></tr> <tr><td>AN</td><td></td></tr> <tr><td>KL</td><td></td></tr> <tr><td>GS</td><td></td></tr> <tr><td>Z</td><td></td></tr> <tr><td>W</td><td></td></tr> </table>	BR		AN		KL		GS		Z		W	
BR																
AN																
KL																
GS																
Z																
W																
 <p>ACIP658 -Uitvulstuk -Pièce de remolissage -Ausfüllstück -Filler</p> <p>RAL9006</p>	1	Stuk Pièce Stück Piece	SP656 + ACVL415	<table border="1"> <tr><td>BR</td><td></td></tr> <tr><td>AN</td><td></td></tr> <tr><td>KL</td><td></td></tr> <tr><td>GS</td><td></td></tr> <tr><td>Z</td><td></td></tr> <tr><td>W</td><td></td></tr> </table>	BR		AN		KL		GS		Z		W	
BR																
AN																
KL																
GS																
Z																
W																



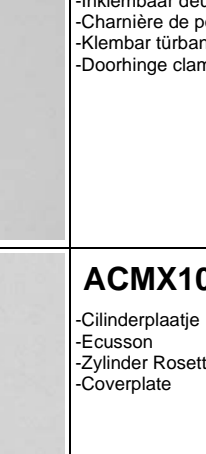


		Verp. per Emb. par Pack pr. Pack pr.	Eenheid Unité Einheit Unit	Toepassing Application Anwendung Application	Kleur Couleur Farbe Color												
	ACIP670 -Eindstuk -Embout -Abdichtung -Sealing	1	Set	IP670	<table border="1"> <tr><td>BR</td><td></td></tr> <tr><td>AN</td><td></td></tr> <tr><td>KL</td><td></td></tr> <tr><td>GS</td><td></td></tr> <tr><td>Z</td><td>X</td></tr> <tr><td>W</td><td>X</td></tr> </table>	BR		AN		KL		GS		Z	X	W	X
BR																	
AN																	
KL																	
GS																	
Z	X																
W	X																
	ACIP720 -Veiligheidsslot met pen -Serrure de sécurité à pene -Sicherheitsschloße mit falle -Security lock with pen	1	Stuk Pièce Stück Pièce	SP624	<table border="1"> <tr><td>BR</td><td></td></tr> <tr><td>AN</td><td></td></tr> <tr><td>KL</td><td></td></tr> <tr><td>GS</td><td></td></tr> <tr><td>Z</td><td></td></tr> <tr><td>W</td><td></td></tr> </table>	BR		AN		KL		GS		Z		W	
BR																	
AN																	
KL																	
GS																	
Z																	
W																	
	ACMX040 -Scharnier -Paumelle -Band -Hinge	1	Stuk Pièce Stück Pièce	SP010 SP020	<table border="1"> <tr><td>BR</td><td>X</td></tr> <tr><td>AN</td><td></td></tr> <tr><td>KL</td><td>X</td></tr> <tr><td>GS</td><td>X</td></tr> <tr><td>Z</td><td>X</td></tr> <tr><td>W</td><td></td></tr> </table>	BR	X	AN		KL	X	GS	X	Z	X	W	
BR	X																
AN																	
KL	X																
GS	X																
Z	X																
W																	
	ACMX053 -Inklembare valschaar r.v.s. -Patin en nylon -Auflaufstück kunststoff -Sloped nylon block	1	Set		<table border="1"> <tr><td>BR</td><td></td></tr> <tr><td>AN</td><td></td></tr> <tr><td>KL</td><td></td></tr> <tr><td>GS</td><td></td></tr> <tr><td>Z</td><td></td></tr> <tr><td>W</td><td></td></tr> </table>	BR		AN		KL		GS		Z		W	
BR																	
AN																	
KL																	
GS																	
Z																	
W																	
	ACMX100 -Scharnier -Charnière -Scharnier -Hinge	1	Stuk Pièce Stück Pièce	SP023 SP011	<table border="1"> <tr><td>BR</td><td>X</td></tr> <tr><td>AN</td><td></td></tr> <tr><td>KL</td><td>X</td></tr> <tr><td>GS</td><td>X</td></tr> <tr><td>Z</td><td>X</td></tr> <tr><td>W</td><td></td></tr> </table>	BR	X	AN		KL	X	GS	X	Z	X	W	
BR	X																
AN																	
KL	X																
GS	X																
Z	X																
W																	

BR = BRUT - BRUT - ROH - BRUT
 AN (X) = ANODISATIE - ANODISE - ELOXIERT - ANODISED
 AN (■) = GELAKT - LAQUE - LACKIERT - LACQUERED -- RAL9006M
 KL = STANDAARDKLEUREN - COULEUR STANDARD - BASIS FARBEN - BASIC COLORS
 GS = GEMOFFELD SPECIAAL - LAQUE SPECIAL - SPECIALFARBE - SPECIAL COLOR
 Z = ZWART - NOIR - SCHWARZ - BLACK
 W = WIT - BLANC - WEISS - WHITE

 GEREEDSCHAP - OUTILLAGE
 WERKZEUG - TOOL
 BEVESTIGING - FIXATION
 BEFESTIGUNG - FIXATION



	Verp. per Emb. par Pack pr.	Einheid Unit	Toepassing Application	Kleur Couleur												
 <p>ACMX102 -Inklembaar deurscharnier -Charnière de porte encastrable -Klembar türband -Doorhinge clampable</p>	1	Stuk Pièce Stück Pièce	SP011 SP023	<table border="1"> <tr><td>BR</td><td>X</td></tr> <tr><td>AN</td><td>X</td></tr> <tr><td>KL</td><td>X</td></tr> <tr><td>GS</td><td>X</td></tr> <tr><td>Z</td><td></td></tr> <tr><td>W</td><td></td></tr> </table>	BR	X	AN	X	KL	X	GS	X	Z		W	
BR	X															
AN	X															
KL	X															
GS	X															
Z																
W																
 <p>ACMX108 -Cilinderplaatje -Ecusson -Zylinder Rosette -Coverplate</p>	1	Stuk Pièce Stück Pièce	SP624	<table border="1"> <tr><td>BR</td><td>X</td></tr> <tr><td>AN</td><td>X</td></tr> <tr><td>KL</td><td>X</td></tr> <tr><td>GS</td><td>X</td></tr> <tr><td>Z</td><td>X</td></tr> <tr><td>W</td><td>X</td></tr> </table>	BR	X	AN	X	KL	X	GS	X	Z	X	W	X
BR	X															
AN	X															
KL	X															
GS	X															
Z	X															
W	X															
 <p>ACMX208 -Veiligheidscilinderplaatje -Cache cylindre de sécurité -Sicherheits Zylinder-rosette -Safetycover for lock</p>	1	Stuk Pièce Stück Pièce		<table border="1"> <tr><td>BR</td><td>X</td></tr> <tr><td>AN</td><td></td></tr> <tr><td>KL</td><td>X</td></tr> <tr><td>GS</td><td>X</td></tr> <tr><td>Z</td><td>X</td></tr> <tr><td>W</td><td></td></tr> </table>	BR	X	AN		KL	X	GS	X	Z	X	W	
BR	X															
AN																
KL	X															
GS	X															
Z	X															
W																
 <p>ACMX252 -Knipsluiting -Loqueteau -Oberlichtschnäpper -Springlatch</p>	1	Stuk Pièce Stück Pièce	SP010 SP011 SP012 SP020 SP021	<table border="1"> <tr><td>BR</td><td></td></tr> <tr><td>AN</td><td></td></tr> <tr><td>KL</td><td></td></tr> <tr><td>GS</td><td></td></tr> <tr><td>Z</td><td>X</td></tr> <tr><td>W</td><td>X</td></tr> </table>	BR		AN		KL		GS		Z	X	W	X
BR																
AN																
KL																
GS																
Z	X															
W	X															
 <p>ACMX409 -Stift 150X8X8mm -Goupille 150X8X8mm -Weschelstift 150X8X8mm -Change rod 150X8X8mm</p>	1	Stuk Pièce Stück Pièce	ACFA120 SP023 SP623 SP624	<table border="1"> <tr><td>BR</td><td></td></tr> <tr><td>AN</td><td></td></tr> <tr><td>KL</td><td></td></tr> <tr><td>GS</td><td></td></tr> <tr><td>Z</td><td></td></tr> <tr><td>W</td><td></td></tr> </table>	BR		AN		KL		GS		Z		W	
BR																
AN																
KL																
GS																
Z																
W																

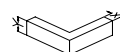
BR = BRUT - BRUT - ROH - BRUT
 AN (X) = ANODISATIE - ANODISE - ELOXIERT - ANODISED
 AN (■) = GELAKT - LAQUE - LACKIERT - LACQUERED -- RAL9006M
 KL = STANDAARDKLEUREN - COULEUR STANDARD - BASIS FARBEN - BASIC COLORS
 GS = GEMOFFELD SPECIAAL - LAQUE SPECIAL - SPECIALFARBE - SPECIAL COLOR
 Z = ZWART - NOIR - SCHWARZ - BLACK
 W = WIT - BLANC - WEISS - WHITE


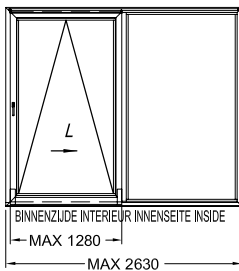
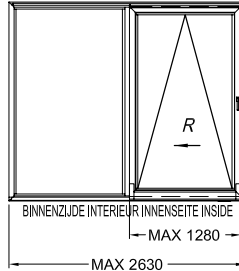
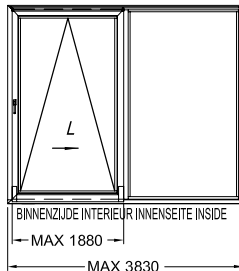
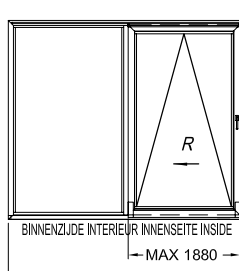


GEREEDSCHAP - OUTILLAGE
WERKZEUG - TOOL



BEVESTIGING - FIXATION
BEFESTIGUNG - FIXATION



		Verp. per Emb. par Pack pr. Pack pr.	Eenheid Unité Einheit Unit	Toepassing Application Anwendung Application	Kleur Couleur Farbe Color												
	ACMX587 -Regelbare openingsbegrenzer -Compas limitateur d'ouverture réglable -verstellbare schere für öffnungsbegrenzung -Adjustable limiting opening stay arm	1	Stuk Pièce Stück Pièce		<table border="1"> <tr><td>BR</td><td></td></tr> <tr><td>AN</td><td></td></tr> <tr><td>KL</td><td></td></tr> <tr><td>GS</td><td></td></tr> <tr><td>Z</td><td></td></tr> <tr><td>W</td><td></td></tr> </table>	BR		AN		KL		GS		Z		W	
BR																	
AN																	
KL																	
GS																	
Z																	
W																	
	ACMX641L -Kipschuijbeslag 1280/2630 zonder kruk -Ferrure coulissante a translation 1280/2630 sans poignée -Kipp-Schiebe Beschlage 1280/2630 ohne Griff -Tilt and slide fitting 1280/2630 without handle	1	Stuk Pièce Stück Pièce	SP012 SP023	<table border="1"> <tr><td>BR</td><td></td></tr> <tr><td>AN</td><td></td></tr> <tr><td>KL</td><td>X</td></tr> <tr><td>GS</td><td>X</td></tr> <tr><td>Z</td><td>X</td></tr> <tr><td>W</td><td></td></tr> </table>	BR		AN		KL	X	GS	X	Z	X	W	
BR																	
AN																	
KL	X																
GS	X																
Z	X																
W																	
	ACMX641R -Kipschuijbeslag 1280/2630 zonder kruk -Ferrure coulissante a translation 1280/2630 sans poignée -Kipp-Schiebe Beschlage 1280/2630 ohne Griff -Tilt and slide fitting 1280/2630 without handle	1	Stuk Pièce Stück Pièce	SP012 SP023	<table border="1"> <tr><td>BR</td><td></td></tr> <tr><td>AN</td><td></td></tr> <tr><td>KL</td><td>X</td></tr> <tr><td>GS</td><td>X</td></tr> <tr><td>Z</td><td>X</td></tr> <tr><td>W</td><td></td></tr> </table>	BR		AN		KL	X	GS	X	Z	X	W	
BR																	
AN																	
KL	X																
GS	X																
Z	X																
W																	
	ACMX642L -Kipschuijbeslag 1880/3830 zonder kruk -Ferrure coulissante a translation 1880/3830 sans poignée -Kipp-Schiebe Beschlage 1880/3830 ohne Griff -Tilt and slide fitting 1880/3830 without handle	1	Stuk Pièce Stück Pièce	SP012 SP023	<table border="1"> <tr><td>BR</td><td>X</td></tr> <tr><td>AN</td><td></td></tr> <tr><td>KL</td><td>X</td></tr> <tr><td>GS</td><td>X</td></tr> <tr><td>Z</td><td>X</td></tr> <tr><td>W</td><td></td></tr> </table>	BR	X	AN		KL	X	GS	X	Z	X	W	
BR	X																
AN																	
KL	X																
GS	X																
Z	X																
W																	
	ACMX642R -Kipschuijbeslag 1880/3830 zonder kruk -Ferrure coulissante a translation 1880/3830 sans poignée -Kipp-Schiebe Beschlage 1880/3830 ohne Griff -Tilt and slide fitting 1880/3830 without handle	1	Stuk Pièce Stück Pièce	SP012 SP023	<table border="1"> <tr><td>BR</td><td></td></tr> <tr><td>AN</td><td></td></tr> <tr><td>KL</td><td>X</td></tr> <tr><td>GS</td><td>X</td></tr> <tr><td>Z</td><td>X</td></tr> <tr><td>W</td><td></td></tr> </table>	BR		AN		KL	X	GS	X	Z	X	W	
BR																	
AN																	
KL	X																
GS	X																
Z	X																
W																	

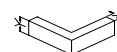
BR = BRUT - BRUT - ROH - BRUT
AN (X) = ANODISATIE - ANODISE - ELOXIERT - ANODISED
AN (■) = GELAKT - LAQUE - LACKIERT - LACQUERED -- RAL9006M
KL = STANDAARDKLEUREN - COULEUR STANDARD - BASIS FARBEN - BASIC COLORS
GS = GEMOFFELD SPECIAAL - LAQUE SPECIAL - SPECIALFARBE - SPECIAL COLOR
Z = ZWART - NOIR - SCHWARZ - BLACK
W = WIT - BLANC - WEISS - WHITE

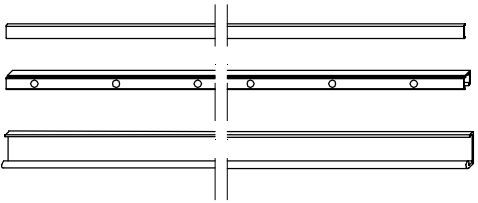
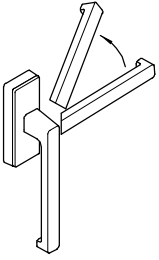
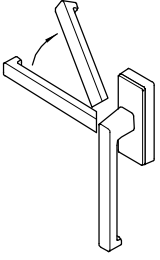
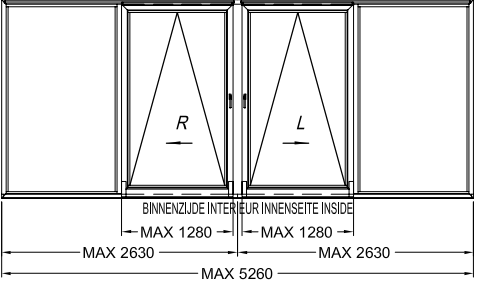
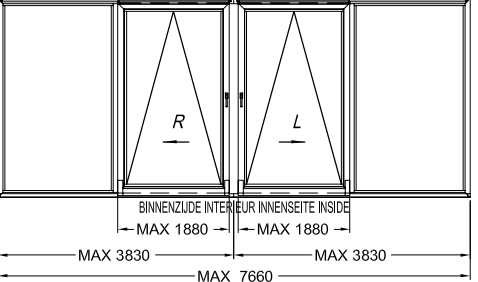


GEREEDSCHAP - OUTILLAGE
WERKZEUG - TOOL



BEVESTIGING - FIXATION
BEFESTIGUNG - FIXATION



		Verp. per Emb. par Pack pr.	Einheid Unité Einheit Unit	Toepassing Application Anwendung Application	Kleur Couleur Farbe Color												
	<p>ACMX643</p> <ul style="list-style-type: none"> -Kipschuif grotere vaste kader max 6m -Set rail+guide pour fixe large max 6m -Satz shiene+Führung breite festfeld max6m -Set bottom+guidetrack for large fixed panel max 6m 	1	Stuk Pièce Stück Piece	SP012 SP023	<table border="1"> <tr><td>BR</td><td></td></tr> <tr><td>AN</td><td>X</td></tr> <tr><td>KL</td><td></td></tr> <tr><td>GS</td><td></td></tr> <tr><td>Z</td><td>X</td></tr> <tr><td>W</td><td></td></tr> </table>	BR		AN	X	KL		GS		Z	X	W	
BR																	
AN	X																
KL																	
GS																	
Z	X																
W																	
 <p style="text-align: right;">L</p>	<p>ACMX644L</p> <ul style="list-style-type: none"> -Kruk links kipschuif -Cremone gauche pour coulissant à translation -Getriebe links für Kipp-Schiebe -Left handle for tilt-slide 	1	Stuk Pièce Stück Piece	ACMX641 ACMX642 ACMX643 ACMX647 ACMX648	<table border="1"> <tr><td>BR</td><td>X</td></tr> <tr><td>AN</td><td>X</td></tr> <tr><td>KL</td><td>X</td></tr> <tr><td>GS</td><td>X</td></tr> <tr><td>Z</td><td>X</td></tr> <tr><td>W</td><td></td></tr> </table>	BR	X	AN	X	KL	X	GS	X	Z	X	W	
BR	X																
AN	X																
KL	X																
GS	X																
Z	X																
W																	
 <p style="text-align: right;">R</p>	<p>ACMX644R</p> <ul style="list-style-type: none"> -Kruk rechts kipschuif -Cremone droite pour coulissant à translation -Getriebe rechts für Kipp-Schiebe -Right handle for tilt-slide 	1	Stuk Pièce Stück Piece	ACMX641 ACMX642 ACMX643 ACMX647 ACMX648	<table border="1"> <tr><td>BR</td><td>X</td></tr> <tr><td>AN</td><td>X</td></tr> <tr><td>KL</td><td>X</td></tr> <tr><td>GS</td><td>X</td></tr> <tr><td>Z</td><td>X</td></tr> <tr><td>W</td><td></td></tr> </table>	BR	X	AN	X	KL	X	GS	X	Z	X	W	
BR	X																
AN	X																
KL	X																
GS	X																
Z	X																
W																	
	<p>ACMX647</p> <ul style="list-style-type: none"> -Kipschuifbeslag 4-delig 1280/2630 (stolpvl.) zonder kruk -Ferrure coulissante à transl. 4-parts 1280/2630 sans poignée -Kipp-Schiebe Beschlage 4-teilig 1280/2630 ohne Griff-Stulpflügel -Tilt and slide fitting 4-parts 1280/2630 without handle 	1	Stuk Pièce Stück Piece	SP012 SP023	<table border="1"> <tr><td>BR</td><td>X</td></tr> <tr><td>AN</td><td></td></tr> <tr><td>KL</td><td>X</td></tr> <tr><td>GS</td><td>X</td></tr> <tr><td>Z</td><td></td></tr> <tr><td>W</td><td></td></tr> </table>	BR	X	AN		KL	X	GS	X	Z		W	
BR	X																
AN																	
KL	X																
GS	X																
Z																	
W																	
	<p>ACMX648</p> <ul style="list-style-type: none"> -Kipschuifbeslag 4-delig 1880/3830 (stolpvl.) zonder kruk -Ferrure coulissante à transl. 4-parts 1880/3830 sans poignée -Kipp-Schiebe Beschlage 4-teilig 1880/3830 ohne Griff-Stulpflügel -Tilt and slide fitting 4-parts 1880/3830 without handle 	1	Stuk Pièce Stück Piece	SP012 SP023	<table border="1"> <tr><td>BR</td><td>X</td></tr> <tr><td>AN</td><td></td></tr> <tr><td>KL</td><td>X</td></tr> <tr><td>GS</td><td>X</td></tr> <tr><td>Z</td><td>X</td></tr> <tr><td>W</td><td></td></tr> </table>	BR	X	AN		KL	X	GS	X	Z	X	W	
BR	X																
AN																	
KL	X																
GS	X																
Z	X																
W																	

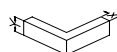
BR = BRUT - BRUT - ROH - BRUT
 AN (X) = ANODISATIE - ANODISE - ELOXIERT - ANODISED
 AN (■) = GELAKT - LAQUE - LACKIERT - LACQUERED -- RAL9006M
 KL = STANDAARDKLEUREN - COULEUR STANDARD - BASIS FARBEN - BASIC COLORS
 GS = GEMOFFELD SPECIAAL - LAQUE SPECIAL - SPECIALFARBE - SPECIAL COLOR
 Z = ZWART - NOIR - SCHWARZ - BLACK
 W = WIT - BLANC - WEISS - WHITE

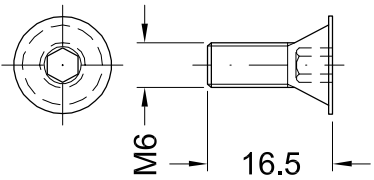
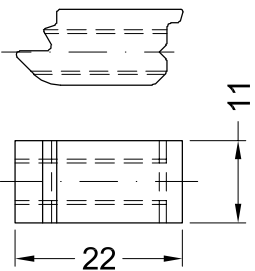
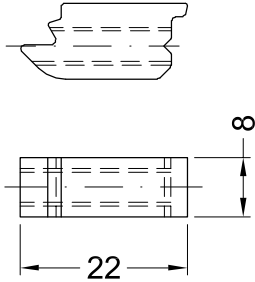
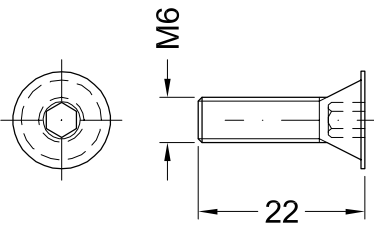



GEREEDSCHAP - OUTILLAGE
 WERKZEUG - TOOL





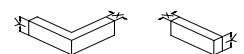
BEVESTIGING - FIXATION
 BEFESTIGUNG - FIXATION





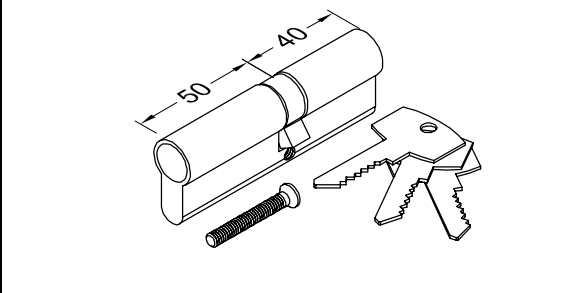


		Verp. per Emb. par Pack pr. Pack pr.	Eenheid Unité Einheit Unit	Toepassing Application Anwendung Application	Kleur Couleur Farbe Color												
	<p>ACMX852</p> <p>-Schroef voor T-verbinders -Vis pour assemblage T -Schraube für T-Verbinder -Screw for connecting bracket</p>	48	Stuk Pièce Stück Pièce		<table border="1"> <tr><td>BR</td><td></td></tr> <tr><td>AN</td><td></td></tr> <tr><td>KL</td><td></td></tr> <tr><td>GS</td><td></td></tr> <tr><td>Z</td><td></td></tr> <tr><td>W</td><td></td></tr> </table>	BR		AN		KL		GS		Z		W	
BR																	
AN																	
KL																	
GS																	
Z																	
W																	
	<p>ACMX853</p> <p>-Schroefblokje 11mm -Clavet 11mm -Schraubeblock 11mm -Cleat tensioning block 11mm</p>	48	Stuk Pièce Stück Pièce		<table border="1"> <tr><td>BR</td><td></td></tr> <tr><td>AN</td><td></td></tr> <tr><td>KL</td><td></td></tr> <tr><td>GS</td><td></td></tr> <tr><td>Z</td><td></td></tr> <tr><td>W</td><td></td></tr> </table>	BR		AN		KL		GS		Z		W	
BR																	
AN																	
KL																	
GS																	
Z																	
W																	
	<p>ACMX854</p> <p>-Schroefblokje 8mm -Clavet 8mm -Schraubeblock 8mm -Cleat tensioning block 8mm</p>	48	Stuk Pièce Stück Pièce		<table border="1"> <tr><td>BR</td><td></td></tr> <tr><td>AN</td><td></td></tr> <tr><td>KL</td><td></td></tr> <tr><td>GS</td><td></td></tr> <tr><td>Z</td><td></td></tr> <tr><td>W</td><td></td></tr> </table>	BR		AN		KL		GS		Z		W	
BR																	
AN																	
KL																	
GS																	
Z																	
W																	
	<p>ACMX859</p> <p>-Grote schroef voor T-verbinders -Grand vis pour assemblage T -Grosse Schraube für T-Verbinder -Big screw for connecting bracket</p>	48	Stuk Pièce Stück Pièce	SP034 ACIP026B	<table border="1"> <tr><td>BR</td><td></td></tr> <tr><td>AN</td><td></td></tr> <tr><td>KL</td><td></td></tr> <tr><td>GS</td><td></td></tr> <tr><td>Z</td><td></td></tr> <tr><td>W</td><td></td></tr> </table>	BR		AN		KL		GS		Z		W	
BR																	
AN																	
KL																	
GS																	
Z																	
W																	
 <p style="text-align: right; font-size: 2em; font-weight: bold;">X 10</p>	<p>ACMX863</p> <p>-DIN965 M5 X 100 -DIN965 M5 X 100 -DIN965 M5 X 100 -DIN965 M5 X 100</p>	100	Stuk Pièce Stück Pièce	ACFA120	<table border="1"> <tr><td>BR</td><td></td></tr> <tr><td>AN</td><td></td></tr> <tr><td>KL</td><td></td></tr> <tr><td>GS</td><td></td></tr> <tr><td>Z</td><td></td></tr> <tr><td>W</td><td></td></tr> </table>	BR		AN		KL		GS		Z		W	
BR																	
AN																	
KL																	
GS																	
Z																	
W																	


BR = BRUT - BRUT - ROH - BRUT
 AN (X) = ANODISATIE - ANODISE - ELOXIERT - ANODISED
 AN (■) = GELAKT - LAQUE - LACKIERT - LACQUERED -- RAL9006M
 KL = STANDAARDKLEUREN - COULEUR STANDARD - BASIS FARBEN - BASIC COLORS
 GS = GEMOFFELD SPECIAAL - LAQUE SPECIAL - SPECIALFARBE - SPECIAL COLOR
 Z = ZWART - NOIR - SCHWARZ - BLACK
 W = WIT - BLANC - WEISS - WHITE

 GEREEDSCHAP - OUTILLAGE
 WERKZEUG - TOOL
 BEVESTIGING - FIXATION
 BEFESTIGUNG - FIXATION

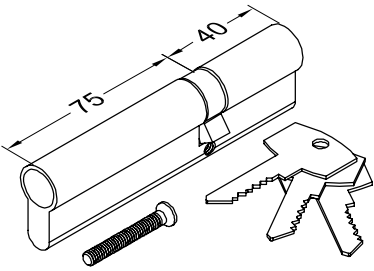






	Verp. per Emb. par Pack pr.	Einheid Unité Einheit Unit	Toepassing Application Anwendung Application	Kleur Couleur Farbe Color												
 <p>ACMX900 -Basispakket kipraam min. H=400mm -Paquet de base tombant int. min. H=400mm -Pakket kipplügel min. H=400mm -Set hopper window min. H=400mm</p>	1	Stuk Pièce Stück Pièce	SP010 SP020	<table border="1"> <tr><td>BR</td><td></td></tr> <tr><td>AN</td><td></td></tr> <tr><td>KL</td><td></td></tr> <tr><td>GS</td><td></td></tr> <tr><td>Z</td><td>X</td></tr> <tr><td>W</td><td>X</td></tr> </table>	BR		AN		KL		GS		Z	X	W	X
BR																
AN																
KL																
GS																
Z	X															
W	X															
 <p>ACMX901 -Boormal -Calibre -Bohrschablone -Boring jig set</p>	1	Stuk Pièce Stück Pièce	ACMX900	<table border="1"> <tr><td>BR</td><td></td></tr> <tr><td>AN</td><td></td></tr> <tr><td>KL</td><td></td></tr> <tr><td>GS</td><td></td></tr> <tr><td>Z</td><td></td></tr> <tr><td>W</td><td></td></tr> </table>	BR		AN		KL		GS		Z		W	
BR																
AN																
KL																
GS																
Z																
W																
 <p>ACMX01601 -Halve cilinder 30 -Demi cylindre 30 -Profil-Halbzyylinder 30 -Profil halfcylinder 30</p>	1	Stuk Pièce Stück Pièce	SP023	<table border="1"> <tr><td>BR</td><td></td></tr> <tr><td>AN</td><td></td></tr> <tr><td>KL</td><td></td></tr> <tr><td>GS</td><td></td></tr> <tr><td>Z</td><td></td></tr> <tr><td>W</td><td></td></tr> </table>	BR		AN		KL		GS		Z		W	
BR																
AN																
KL																
GS																
Z																
W																
 <p>ACMX01603 -Halve cilinder 40 -Demi cylindre 40 -Profil-Halbzyylinder 40 -Profil halfcylinder 40</p>	1	Stuk Pièce Stück Pièce	SP624	<table border="1"> <tr><td>BR</td><td></td></tr> <tr><td>AN</td><td></td></tr> <tr><td>KL</td><td></td></tr> <tr><td>GS</td><td></td></tr> <tr><td>Z</td><td></td></tr> <tr><td>W</td><td></td></tr> </table>	BR		AN		KL		GS		Z		W	
BR																
AN																
KL																
GS																
Z																
W																
 <p>ACMX01619 -Cilinder 50-40 -Cylindre 50-40 -Zylinder 50-40 -Cylinder 50-40</p>	1	Stuk Pièce Stück Pièce	SP624	<table border="1"> <tr><td>BR</td><td></td></tr> <tr><td>AN</td><td></td></tr> <tr><td>KL</td><td></td></tr> <tr><td>GS</td><td></td></tr> <tr><td>Z</td><td></td></tr> <tr><td>W</td><td></td></tr> </table>	BR		AN		KL		GS		Z		W	
BR																
AN																
KL																
GS																
Z																
W																



BR = BRUT - BRUT - ROH - BRUT
 AN (X) = ANODISATIE - ANODISE - ELOIERT - ANODISED
 AN (■) = GELAKT - LAQUE - LACKIERT - LACQUERED -- RAL9006M
 KL = STANDAARDKLEUREN - COULEUR STANDARD - BASIS FARBEN - BASIC COLORS
 GS = GEMOFFELD SPECIAAL - LAQUE SPECIAL - SPECIALFARBE - SPECIAL COLOR
 Z = ZWART - NOIR - SCHWARZ - BLACK
 W = WIT - BLANC - WEISS - WHITE

 GEREEDSCHAP - OUTILLAGE
 WERKZEUG - TOOL
 BEVESTIGING - FIXATION
 BEFESTIGUNG - FIXATION



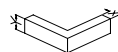
		Verp. per Emb. par Pack pr. Pack pr.	Eenheid Unité Einheit Unit	Toepassing Application Anwendung Application	Kleur Couleur Farbe Color												
	ACMX01620 -Cilinder 75-40 -Cylindre 75-40 -Zylinder 75-40 -Cylinder 75-40	1	Stuk Pièce Stück Piece	SP023 SP623	<table border="1"> <tr><td>BR</td><td></td></tr> <tr><td>AN</td><td></td></tr> <tr><td>KL</td><td></td></tr> <tr><td>GS</td><td></td></tr> <tr><td>Z</td><td></td></tr> <tr><td>W</td><td></td></tr> </table>	BR		AN		KL		GS		Z		W	
BR																	
AN																	
KL																	
GS																	
Z																	
W																	
	ACMX09700 -Alu-polish -Alu-polish -Alu-polish -Alu-polish 750ml	1	Stuk Pièce Stück Piece		<table border="1"> <tr><td>BR</td><td></td></tr> <tr><td>AN</td><td></td></tr> <tr><td>KL</td><td></td></tr> <tr><td>GS</td><td></td></tr> <tr><td>Z</td><td></td></tr> <tr><td>W</td><td></td></tr> </table>	BR		AN		KL		GS		Z		W	
BR																	
AN																	
KL																	
GS																	
Z																	
W																	
	ACMX09761 -Maxi-gloss -Maxi-gloss -Maxi-gloss -Maxi-gloss 500ml	1	Stuk Pièce Stück Piece		<table border="1"> <tr><td>BR</td><td></td></tr> <tr><td>AN</td><td></td></tr> <tr><td>KL</td><td></td></tr> <tr><td>GS</td><td></td></tr> <tr><td>Z</td><td></td></tr> <tr><td>W</td><td></td></tr> </table>	BR		AN		KL		GS		Z		W	
BR																	
AN																	
KL																	
GS																	
Z																	
W																	
	ACMX09762 -Periodi-clean -Periodi-clean -Periodi-clean -Periodi-clean 500ml	1	Stuk Pièce Stück Piece		<table border="1"> <tr><td>BR</td><td></td></tr> <tr><td>AN</td><td></td></tr> <tr><td>KL</td><td></td></tr> <tr><td>GS</td><td></td></tr> <tr><td>Z</td><td></td></tr> <tr><td>W</td><td></td></tr> </table>	BR		AN		KL		GS		Z		W	
BR																	
AN																	
KL																	
GS																	
Z																	
W																	
	ACMX09763 -Teflon spray -Teflon spray -Teflon spray -Teflon spray 400ml	1	Stuk Pièce Stück Piece		<table border="1"> <tr><td>BR</td><td></td></tr> <tr><td>AN</td><td></td></tr> <tr><td>KL</td><td></td></tr> <tr><td>GS</td><td></td></tr> <tr><td>Z</td><td></td></tr> <tr><td>W</td><td></td></tr> </table>	BR		AN		KL		GS		Z		W	
BR																	
AN																	
KL																	
GS																	
Z																	
W																	


BR = BRUT - BRUT - ROH - BRUT
 AN (X) = ANODISATIE - ANODISE - ELOXIERT - ANODISED
 AN (■) = GELAKT - LAQUE - LACKIERT - LACQUERED -- RAL9006M
 KL = STANDAARDKLEUREN - COULEUR STANDARD - BASIS FARBEN - BASIC COLORS
 GS = GEMOFFELD SPECIAAL - LAQUE SPECIAL - SPECIALFARBE - SPECIAL COLOR
 Z = ZWART - NOIR - SCHWARZ - BLACK
 W = WIT - BLANC - WEISS - WHITE

 GEREEDSCHAP - OUTILLAGE
 WERKZEUG - TOOL
 BEVESTIGING - FIXATION
 BEFESTIGUNG - FIXATION



	Verp. per Emb. par Pack pr.	Einheid Unité Einheit Unit	Toepassing Application Anwendung Application	Kleur Couleur Farbe Color												
 <p>ACMX09764</p> <ul style="list-style-type: none"> -Maxi-cleaner -Maxi-cleaner -Maxi-cleaner -Maxi-cleaner <p>500ml</p>	1	Stuk Pièce Stück Pièce		<table border="1"> <tr><td>BR</td><td></td></tr> <tr><td>AN</td><td></td></tr> <tr><td>KL</td><td></td></tr> <tr><td>GS</td><td></td></tr> <tr><td>Z</td><td></td></tr> <tr><td>W</td><td></td></tr> </table>	BR		AN		KL		GS		Z		W	
BR																
AN																
KL																
GS																
Z																
W																
 <p>ACMX09765</p> <ul style="list-style-type: none"> -Glue-cleaner -Glue-cleaner -Glue-cleaner -Glue-cleaner <p>500ml</p>	1	Stuk Pièce Stück Pièce		<table border="1"> <tr><td>BR</td><td></td></tr> <tr><td>AN</td><td></td></tr> <tr><td>KL</td><td></td></tr> <tr><td>GS</td><td></td></tr> <tr><td>Z</td><td></td></tr> <tr><td>W</td><td></td></tr> </table>	BR		AN		KL		GS		Z		W	
BR																
AN																
KL																
GS																
Z																
W																
 <p>ACMX09766</p> <ul style="list-style-type: none"> -Surface activator -Surface activator -Surface activator -Surface activator <p>1l</p>	1	Stuk Pièce Stück Pièce		<table border="1"> <tr><td>BR</td><td></td></tr> <tr><td>AN</td><td></td></tr> <tr><td>KL</td><td></td></tr> <tr><td>GS</td><td></td></tr> <tr><td>Z</td><td></td></tr> <tr><td>W</td><td></td></tr> </table>	BR		AN		KL		GS		Z		W	
BR																
AN																
KL																
GS																
Z																
W																
 <p>ACMX09767</p> <ul style="list-style-type: none"> -Anti-stone <p>opgepast voor natuursteen en metselwerk attention pour pierre de taille et maçonnerie achtung für Naturstein und Mauerwerk attention for natural stone and bricklaying</p> <p>500ml</p>	1	Stuk Pièce Stück Pièce		<table border="1"> <tr><td>BR</td><td></td></tr> <tr><td>AN</td><td></td></tr> <tr><td>KL</td><td></td></tr> <tr><td>GS</td><td></td></tr> <tr><td>Z</td><td></td></tr> <tr><td>W</td><td></td></tr> </table>	BR		AN		KL		GS		Z		W	
BR																
AN																
KL																
GS																
Z																
W																
 <p>ACMX09770</p> <ul style="list-style-type: none"> -Rolie andywrap 100mm -Rouleau andywrap 100mm -Rolle andywrap 100mm -Roll andywrap 100mm 	150	m		<table border="1"> <tr><td>BR</td><td></td></tr> <tr><td>AN</td><td></td></tr> <tr><td>KL</td><td></td></tr> <tr><td>GS</td><td></td></tr> <tr><td>Z</td><td></td></tr> <tr><td>W</td><td></td></tr> </table>	BR		AN		KL		GS		Z		W	
BR																
AN																
KL																
GS																
Z																
W																



		Verp. per Emb. par Pack pr. Pack pr.	Eenheid Unité Einheit Unit	Toepassing Application Anwendung Application	Kleur Couleur Farbe Color												
	ACMX09775 -Houder andywrap -Manche andywrap -Halter andywrap -Grip andywrap	1	Stuk Pièce Stück Pièce		<table border="1"> <tr><td>BR</td><td></td></tr> <tr><td>AN</td><td></td></tr> <tr><td>KL</td><td></td></tr> <tr><td>GS</td><td></td></tr> <tr><td>Z</td><td></td></tr> <tr><td>W</td><td></td></tr> </table>	BR		AN		KL		GS		Z		W	
BR																	
AN																	
KL																	
GS																	
Z																	
W																	
	ACMX09801 -Beschermtape 50mm (500m) -Tape de protection 50mm (500m) -Schutz klebeband 50mm (500m) -Protective tape 50mm (500m)	1	Stuk Pièce Stück Pièce		<table border="1"> <tr><td>BR</td><td></td></tr> <tr><td>AN</td><td></td></tr> <tr><td>KL</td><td></td></tr> <tr><td>GS</td><td></td></tr> <tr><td>Z</td><td></td></tr> <tr><td>W</td><td></td></tr> </table>	BR		AN		KL		GS		Z		W	
BR																	
AN																	
KL																	
GS																	
Z																	
W																	
	ACMX09802 -Beschermtape 70mm (500m) -Tape de protection 70mm (500m) -Schutz klebeband 70mm (500m) -Protective tape 70mm (500m)	1	Stuk Pièce Stück Pièce		<table border="1"> <tr><td>BR</td><td></td></tr> <tr><td>AN</td><td></td></tr> <tr><td>KL</td><td></td></tr> <tr><td>GS</td><td></td></tr> <tr><td>Z</td><td></td></tr> <tr><td>W</td><td></td></tr> </table>	BR		AN		KL		GS		Z		W	
BR																	
AN																	
KL																	
GS																	
Z																	
W																	
	ACMX09803 -Beschermtape 100mm (500m) -Tape de protection 100mm (500m) -Schutz klebeband 100mm (500m) -Protective tape 100mm (500m)	1	Stuk Pièce Stück Pièce		<table border="1"> <tr><td>BR</td><td></td></tr> <tr><td>AN</td><td></td></tr> <tr><td>KL</td><td></td></tr> <tr><td>GS</td><td></td></tr> <tr><td>Z</td><td></td></tr> <tr><td>W</td><td></td></tr> </table>	BR		AN		KL		GS		Z		W	
BR																	
AN																	
KL																	
GS																	
Z																	
W																	
	ACMX09804 -Beschermtape 35mm (500m) -Tape de protection 35mm (500m) -Schutz klebeband 35mm (500m) -Protective tape 35mm (500m)	1	Stuk Pièce Stück Pièce		<table border="1"> <tr><td>BR</td><td></td></tr> <tr><td>AN</td><td></td></tr> <tr><td>KL</td><td></td></tr> <tr><td>GS</td><td></td></tr> <tr><td>Z</td><td></td></tr> <tr><td>W</td><td></td></tr> </table>	BR		AN		KL		GS		Z		W	
BR																	
AN																	
KL																	
GS																	
Z																	
W																	

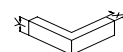
BR = BRUT - BRUT - ROH - BRUT
AN (X) = ANODISATIE - ANODISE - ELOXIERT - ANODISED
AN (■) = GELAKT - LAQUE - LACKIERT - LACQUERED -- RAL9006M
KL = STANDAARDKLEUREN - COULEUR STANDARD - BASIS FARBEN - BASIC COLORS
GS = GEMOFFELD SPECIAAL - LAQUE SPECIAL - SPECIALFARBE - SPECIAL COLOR
Z = ZWART - NOIR - SCHWARZ - BLACK
W = WIT - BLANC - WEISS - WHITE



GEREEDSCHAP - OUTILLAGE
WERKZEUG - TOOL


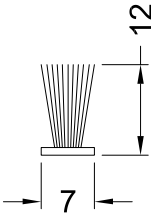
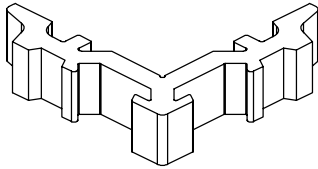




BEVESTIGING - FIXATION
BEFESTIGUNG - FIXATION



	Verp. per Emb. par Pack pr.	Einheid Unité Einheit Unit	Toepassing Application Anwendung Application	Kleur Couleur Farbe Color												
 <p>ACMX09830 -Kleefstof voor EPDM-rubbers -Colle pour EPDM-caoutchouc -Dichtmasse+klebstoff EPDM gummi -Gum for EPDM-rubber</p>	1	Stuk Pièce Stück Pièce	ACIP030 ACVG31	<table border="1"> <tr><td>BR</td><td></td></tr> <tr><td>AN</td><td></td></tr> <tr><td>KL</td><td></td></tr> <tr><td>GS</td><td></td></tr> <tr><td>Z</td><td>X</td></tr> <tr><td>W</td><td></td></tr> </table>	BR		AN		KL		GS		Z	X	W	
BR																
AN																
KL																
GS																
Z	X															
W																
 <p>ACSB041 -Bijkomend sluitpunt "H" O.R. -Point de verrouillage sup. "L" O.F. 1200-1700mm -Mittelverschluss "H" D.F. -Adjusting lock plate "H" C.W.</p>	1	Stuk Pièce Stück Pièce		<table border="1"> <tr><td>BR</td><td></td></tr> <tr><td>AN</td><td></td></tr> <tr><td>KL</td><td></td></tr> <tr><td>GS</td><td></td></tr> <tr><td>Z</td><td></td></tr> <tr><td>W</td><td></td></tr> </table>	BR		AN		KL		GS		Z		W	
BR																
AN																
KL																
GS																
Z																
W																
 <p>ACSIL04 -Afdichtingslijmkit voor versteknad. -Joint d'étanchéité pour onglets -Leim für abdichtung -Sealingglue</p>	1	Stuk Pièce Stück Pièce		<table border="1"> <tr><td>BR</td><td></td></tr> <tr><td>AN</td><td></td></tr> <tr><td>KL</td><td></td></tr> <tr><td>GS</td><td></td></tr> <tr><td>Z</td><td>X</td></tr> <tr><td>W</td><td>X</td></tr> </table>	BR		AN		KL		GS		Z	X	W	X
BR																
AN																
KL																
GS																
Z	X															
W	X															
 <p>ACSIL08 -Siliconenpomp -Pistolet doseur pour les tubes silicones -Handkartuschenpistole für die verarbeitung von silikone und leime -Silicone gun</p>	1	Stuk Pièce Stück Pièce		<table border="1"> <tr><td>BR</td><td></td></tr> <tr><td>AN</td><td></td></tr> <tr><td>KL</td><td></td></tr> <tr><td>GS</td><td></td></tr> <tr><td>Z</td><td></td></tr> <tr><td>W</td><td></td></tr> </table>	BR		AN		KL		GS		Z		W	
BR																
AN																
KL																
GS																
Z																
W																
 <p>ACSIL013 -Lijm voor verstekhoek -Colle pour onglet -Kleber für gehrung -Glue for mitre</p>	1	Stuk Pièce Stück Pièce		<table border="1"> <tr><td>BR</td><td></td></tr> <tr><td>AN</td><td></td></tr> <tr><td>KL</td><td></td></tr> <tr><td>GS</td><td></td></tr> <tr><td>Z</td><td></td></tr> <tr><td>W</td><td></td></tr> </table>	BR		AN		KL		GS		Z		W	
BR																
AN																
KL																
GS																
Z																
W																



		Verp. per Emb. par Pack pr. Pack pr.	Eenheid Unité Einheit Unit	Toepassing Application Anwendung Application	Kleur Couleur Farbe Color												
	ACSL014 -Anticorro-beschermingsproduct -Anticorro-produit de protection -Anticorro-schutzprodukt -Anticorro-protection product 500ml	1	Stuk Pièce Stück Pièce		<table border="1"> <tr><td>BR</td><td></td></tr> <tr><td>AN</td><td></td></tr> <tr><td>KL</td><td></td></tr> <tr><td>GS</td><td></td></tr> <tr><td>Z</td><td></td></tr> <tr><td>W</td><td></td></tr> </table>	BR		AN		KL		GS		Z		W	
BR																	
AN																	
KL																	
GS																	
Z																	
W																	
	ACSR011 -Borstel 12mm -Brosse 12mm -Bürste 12mm -Brush 12mm	100	m	VL70	<table border="1"> <tr><td>BR</td><td></td></tr> <tr><td>AN</td><td></td></tr> <tr><td>KL</td><td></td></tr> <tr><td>GS</td><td></td></tr> <tr><td>Z</td><td></td></tr> <tr><td>W</td><td></td></tr> </table>	BR		AN		KL		GS		Z		W	
BR																	
AN																	
KL																	
GS																	
Z																	
W																	
 X=15mm Y=15mm	ACTL023 -Pershoek voor buitenste kamer -Clame à presser pour chambre extérieure -Eckverbinder Stanzbar für aussere kammer -Clamping corner for outside chamber	1	Stuk Pièce Stück Pièce	SP044	<table border="1"> <tr><td>BR</td><td></td></tr> <tr><td>AN</td><td></td></tr> <tr><td>KL</td><td></td></tr> <tr><td>GS</td><td></td></tr> <tr><td>Z</td><td></td></tr> <tr><td>W</td><td></td></tr> </table>	BR		AN		KL		GS		Z		W	
BR																	
AN																	
KL																	
GS																	
Z																	
W																	
	ACUN020 -Klembaar verstekhoekje -Equerre avec fonction de serrage -Eckverbindung mit sperrfunktion -Alignement corner with locking function	20	Stuk Pièce Stück Pièce	SP010 SP011 SP012 SP020 SP021	<table border="1"> <tr><td>BR</td><td></td></tr> <tr><td>AN</td><td></td></tr> <tr><td>KL</td><td></td></tr> <tr><td>GS</td><td></td></tr> <tr><td>Z</td><td></td></tr> <tr><td>W</td><td></td></tr> </table>	BR		AN		KL		GS		Z		W	
BR																	
AN																	
KL																	
GS																	
Z																	
W																	
	ACUN060 -Afgerond alu glaslathoekje -Angle pour parclose arrondi en aluminium -Afgerundete bördelnde glasecke in aluminium -Aluminium rounded glass beading corner	20	Stuk Pièce Stück Pièce	VL161 VL163 VL164 VL166 VL66 IP066	<table border="1"> <tr><td>BR</td><td>X</td></tr> <tr><td>AN</td><td></td></tr> <tr><td>KL</td><td></td></tr> <tr><td>GS</td><td>X</td></tr> <tr><td>Z</td><td></td></tr> <tr><td>W</td><td>X</td></tr> </table>	BR	X	AN		KL		GS	X	Z		W	X
BR	X																
AN																	
KL																	
GS	X																
Z																	
W	X																

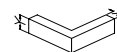
BR = BRUT - BRUT - ROH - BRUT
AN (X) = ANODISATIE - ANODISE - ELOXIERT - ANODISED
AN (■) = GELAKT - LAQUE - LACKIERT - LACQUERED -- RAL9006M
KL = STANDAARDKLEUREN - COULEUR STANDARD - BASIS FARBEN - BASIC COLORS
GS = GEMOFFELD SPECIAAL - LAQUE SPECIAL - SPECIALFARBE - SPECIAL COLOR
Z = ZWART - NOIR - SCHWARZ - BLACK
W = WIT - BLANC - WEISS - WHITE

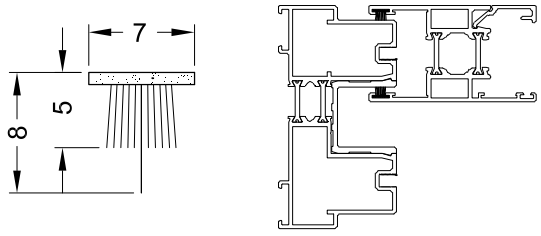







GEREEDSCHAP - OUTILLAGE
WERKZEUG - TOOL








BEVESTIGING - FIXATION
BEFESTIGUNG - FIXATION



	Verp. per Emb. par Pack pr.	Einheid Unit	Toepassing Application	Kleur Couleur												
 <p>ACVG42</p> <ul style="list-style-type: none"> -Borstelafdichting -Brosse -Bürstendichtung -Brush fitting 	200	m	VL70	<table border="1"> <tr><td>BR</td><td></td></tr> <tr><td>AN</td><td></td></tr> <tr><td>KL</td><td></td></tr> <tr><td>GS</td><td></td></tr> <tr><td>Z</td><td></td></tr> <tr><td>W</td><td></td></tr> </table>	BR		AN		KL		GS		Z		W	
BR																
AN																
KL																
GS																
Z																
W																
 <p>ACVG45</p> <ul style="list-style-type: none"> -Afdekkapje waterafvoer -Capuchon écoulement d'eau -Abdeckkappe entwässerung -Drain hole cover 	1	Stuk Pièce Stück Piece	SP010 SP011 SP012 SP020 SP021 SP030 SP031 SP032 SP034	<table border="1"> <tr><td>BR</td><td></td></tr> <tr><td>AN</td><td></td></tr> <tr><td>KL</td><td>X</td></tr> <tr><td>GS</td><td></td></tr> <tr><td>Z</td><td>X</td></tr> <tr><td>W</td><td></td></tr> </table>	BR		AN		KL	X	GS		Z	X	W	
BR																
AN																
KL	X															
GS																
Z	X															
W																
 <p>ACVG65</p> <ul style="list-style-type: none"> -Zeskantsleutel 2.5mm -Clé à six pans 2.5mm -Sechskantschlüssel 2.5mm -T-handle hexagon key 2.5mm 	1	Stuk Pièce Stück Piece	ACIP011A ACIP013A ACIP015A ACIP017A ACIP021A ACIP023A ACIP025A ACIP026A ACIP027A ACIP116A ...	<table border="1"> <tr><td>BR</td><td></td></tr> <tr><td>AN</td><td></td></tr> <tr><td>KL</td><td></td></tr> <tr><td>GS</td><td></td></tr> <tr><td>Z</td><td></td></tr> <tr><td>W</td><td></td></tr> </table>	BR		AN		KL		GS		Z		W	
BR																
AN																
KL																
GS																
Z																
W																
 <p>ACVG66</p> <ul style="list-style-type: none"> -Zeskantsleutel 3mm -Clé à six pans 3mm -Sechskantschlüssel 3mm -T-handle hexagon key 3mm 	1	Stuk Pièce Stück Piece	ACIP011B ACIP013B ACIP015B ACIP017B ACIP019A ACIP021B ACIP023B ACIP025A ACIP025B ACIP026A ...	<table border="1"> <tr><td>BR</td><td></td></tr> <tr><td>AN</td><td></td></tr> <tr><td>KL</td><td></td></tr> <tr><td>GS</td><td></td></tr> <tr><td>Z</td><td></td></tr> <tr><td>W</td><td></td></tr> </table>	BR		AN		KL		GS		Z		W	
BR																
AN																
KL																
GS																
Z																
W																
 <p>ACVG246</p> <ul style="list-style-type: none"> -Speciale zelft. inbusvijs -Vis spéciale -Schraube speziell -Special screw <p> DIN912 4,8x50 INOX A2</p>	1	Stuk Pièce Stück Piece	SP130	<table border="1"> <tr><td>BR</td><td></td></tr> <tr><td>AN</td><td></td></tr> <tr><td>KL</td><td></td></tr> <tr><td>GS</td><td></td></tr> <tr><td>Z</td><td></td></tr> <tr><td>W</td><td></td></tr> </table>	BR		AN		KL		GS		Z		W	
BR																
AN																
KL																
GS																
Z																
W																



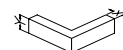
		Verp. per Emb. par Pack pr. Pack pr.	Eenheid Unité Einheit Unit	Toepassing Application Anwendung Application	Kleur Couleur Farbe Color
	ACVL020 -Verstekhoekje in inox -Equerre de jonction -Eckverstärkung -Framing square	1	Stuk Pièce Stück Pièce	SP010 SP011 SP012 SP019 SP020 SP021 SP023	BR AN KL GS Z W
	ACVL020B -Verstekhoekje in kunststof -Equerre de jonction en plastique -Eckverstärkung in plastik -Framing square in plastic	1	Stuk Pièce Stück Pièce	SP010 SP011 SP012 SP019 SP020 SP021 SP023	BR AN KL GS Z W
	ACVL029 -Verstevigingsstukje voor T-verbinder -Pièce renforcement pour assemblage-T -Verstärkung stück für T-verbinder -Strengthening piece for connecting bracket	1	Stuk Pièce Stück Pièce	SP030 SP031 SP032 SP033 SP034 SP035 SP036 SP110 SP111 SP112	BR AN KL GS Z W
	ACVL031 -Aanslagdichting ramen -Joint pour fenêtres -Flügeldichtung Rahmen -Gasket for windows	100	m	SP020 SP021 SP023	BR AN KL GS Z W
	ACVL031N -Aanslagdichting ramen ronddraaiend -Joint pour fenêtres tournant -Flügeldichtung Rahmen herumdrehend -Gasket for windows rotated	100	m	SP020 SP021 SP023	BR AN KL GS Z W

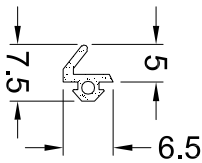

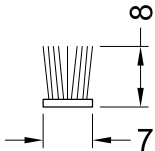


BR = BRUT - BRUT - ROH - BRUT
 AN (X) = ANODISATIE - ANODISE - ELOXIERT - ANODISED
 AN (■) = GELAKT - LAQUE - LACKIERT - LACQUERED -- RAL9006M
 KL = STANDAARDKLEUREN - COULEUR STANDARD - BASIS FARBEN - BASIC COLORS
 GS = GEMOFFELD SPECIAAL - LAQUE SPECIAL - SPECIALFARBE - SPECIAL COLOR
 Z = ZWART - NOIR - SCHWARZ - BLACK
 W = WIT - BLANC - WEISS - WHITE




GEREEDSCHAP - OUTILLAGE
 WERKZEUG - TOOL

BEVESTIGING - FIXATION
 BEFESTIGUNG - FIXATION



	Verp. per Emb. par Pack pr.	Einheid Unit	Toepassing Application	Kleur Couleur												
 <p>ACVL032 -Aanslagdichting deuren -Joint pour portes -Flügelichtung Türen -Gasket for doors</p>	100	m	SP011 SP624	<table border="1"> <tr><td>BR</td><td></td></tr> <tr><td>AN</td><td></td></tr> <tr><td>KL</td><td></td></tr> <tr><td>GS</td><td></td></tr> <tr><td>Z</td><td></td></tr> <tr><td>W</td><td></td></tr> </table>	BR		AN		KL		GS		Z		W	
BR																
AN																
KL																
GS																
Z																
W																
 <p>ACVL032N -Aanslagdichting deuren ronddraaiend -Joint pour portes tournant -Flügelichtung Türen herumdrehend -Gasket for doors rotated</p>	100	m	SP011 SP624	<table border="1"> <tr><td>BR</td><td></td></tr> <tr><td>AN</td><td></td></tr> <tr><td>KL</td><td></td></tr> <tr><td>GS</td><td></td></tr> <tr><td>Z</td><td></td></tr> <tr><td>W</td><td></td></tr> </table>	BR		AN		KL		GS		Z		W	
BR																
AN																
KL																
GS																
Z																
W																
 <p>ACVL033 -Borsteldichting onderkant deur -Brosse desous de porte -Bürstendichtung für türen -Brush fitting bottom side doors</p>	50	m	VL73	<table border="1"> <tr><td>BR</td><td></td></tr> <tr><td>AN</td><td></td></tr> <tr><td>KL</td><td></td></tr> <tr><td>GS</td><td></td></tr> <tr><td>Z</td><td></td></tr> <tr><td>W</td><td></td></tr> </table>	BR		AN		KL		GS		Z		W	
BR																
AN																
KL																
GS																
Z																
W																
 <p>ACVL058 -Klemstuk VL70 -Clip pour VL70 -Befestigungskotz für VL70 -Clip for VL70</p>	1	Stuk Pièce Stück Piece	VL70	<table border="1"> <tr><td>BR</td><td></td></tr> <tr><td>AN</td><td></td></tr> <tr><td>KL</td><td></td></tr> <tr><td>GS</td><td></td></tr> <tr><td>Z</td><td></td></tr> <tr><td>W</td><td></td></tr> </table>	BR		AN		KL		GS		Z		W	
BR																
AN																
KL																
GS																
Z																
W																
 <p>ACVL059 -Eindkapjes voor VL72 -Embout pour VL72 -Endstück für VL72 -Sealing sill member for VL72</p>	1	Set	VL72 VL73	<table border="1"> <tr><td>BR</td><td></td></tr> <tr><td>AN</td><td></td></tr> <tr><td>KL</td><td></td></tr> <tr><td>GS</td><td></td></tr> <tr><td>Z</td><td>X</td></tr> <tr><td>W</td><td>X</td></tr> </table>	BR		AN		KL		GS		Z	X	W	X
BR																
AN																
KL																
GS																
Z	X															
W	X															



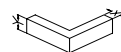
		Verp. per Emb. par Pack pr. Pack pr.	Eenheid Unité Einheit Unit	Toepassing Application Anwendung Application	Kleur Couleur Farbe Color												
	ACVL061 -Blindklinknagel voor VL72 -Rivet pop pour VL72 -Blindniete für VL72 -Rivet for VL72	100	Stuk Pièce Stück Pièce	VL72 VL76	<table border="1"> <tr><td>BR</td><td></td></tr> <tr><td>AN</td><td></td></tr> <tr><td>KL</td><td></td></tr> <tr><td>GS</td><td></td></tr> <tr><td>Z</td><td></td></tr> <tr><td>W</td><td></td></tr> </table>	BR		AN		KL		GS		Z		W	
BR																	
AN																	
KL																	
GS																	
Z																	
W																	
	ACVL062 -Inloopstuk rolluikgeleider -Entonnoir coulisseau store -Inlaufstück für Rolladen -Enterpiece for shutter	1	Set	VL70	<table border="1"> <tr><td>BR</td><td></td></tr> <tr><td>AN</td><td></td></tr> <tr><td>KL</td><td></td></tr> <tr><td>GS</td><td></td></tr> <tr><td>Z</td><td>X</td></tr> <tr><td>W</td><td>X</td></tr> </table>	BR		AN		KL		GS		Z	X	W	X
BR																	
AN																	
KL																	
GS																	
Z	X																
W	X																
	ACVL063 -Aandrukrol voor rolluik -Rouleau renvoi pour store -Andrückrolle für Rolladen -Push roller for shutter	1	Stuk Pièce Stück Pièce	VL71	<table border="1"> <tr><td>BR</td><td></td></tr> <tr><td>AN</td><td></td></tr> <tr><td>KL</td><td></td></tr> <tr><td>GS</td><td></td></tr> <tr><td>Z</td><td></td></tr> <tr><td>W</td><td></td></tr> </table>	BR		AN		KL		GS		Z		W	
BR																	
AN																	
KL																	
GS																	
Z																	
W																	
	ACVL122 -Deurgreep 230mm-Ø30mm -Poussoir de porte 230mm-Ø30mm -Stossgriffe 230mm-Ø30mm -Door handle 230mm-Ø30mm	1	Stuk Pièce Stück Pièce		brown white black												
	ACVL123 -Deurgreep 350mm-Ø35mm -Poussoir de porte 350mm-Ø35mm -Stossgriffe 350mm-Ø35mm -Door handle 350mm-Ø35mm	1	Stuk Pièce Stück Pièce		brown white black												






BR = BRUT - BRUT - ROH - BRUT
AN (X) = ANODISATIE - ANODISE - ELOXIERT - ANODISED
AN (■) = GELAKT - LAQUE - LACKIERT - LACQUERED -- RAL9006M
KL = STANDAARDKLEUREN - COULEUR STANDARD - BASIS FARBEN - BASIC COLORS
GS = GEMOFFELD SPECIAAL - LAQUE SPECIAL - SPECIALFARBE - SPECIAL COLOR
Z = ZWART - NOIR - SCHWARZ - BLACK
W = WIT - BLANC - WEISS - WHITE

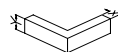


GEREEDSCHAP - OUTILLAGE
WERKZEUG - TOOL

BEVESTIGING - FIXATION
BEFESTIGUNG - FIXATION



	Verp. per Emb. par Pack pr.	Einheid Unit	Toepassing Application	Kleur Couleur Farbe Color												
 <p>ACVL124 -Enkele bevestiging ACVL122 -Set de montage simple ACVL122 -Einzelbefestigung ACVL122 -Simple fixation ACVL122</p>	1	Stuk Pièce Stück Pièce	ACVL122	brown white black												
 <p>ACVL125 -Paar bevestiging ACVL122 -Set de montage pair ACVL122 -Paarweise bevestiging ACVL122 -Double fixation ACVL122</p>	1	Stuk Pièce Stück Pièce	ACVL122	brown white black												
 <p>ACVL130 -Muuranker -Doguet de fixation -Verankerung -Anchor</p>	1	Stuk Pièce Stück Pièce	SP010 SP011 SP012	<table border="1"> <tr><td>BR</td><td></td></tr> <tr><td>AN</td><td></td></tr> <tr><td>KL</td><td></td></tr> <tr><td>GS</td><td></td></tr> <tr><td>Z</td><td></td></tr> <tr><td>W</td><td></td></tr> </table>	BR		AN		KL		GS		Z		W	
BR																
AN																
KL																
GS																
Z																
W																
 <p>ACVL140 -Enkele bevestiging ACVL123 -Set de montage simple ACVL123 -Einzelbefestigung ACVL123 -Simple fixation ACVL123</p>	1	Stuk Pièce Stück Pièce	ACVL123	brown white black												
 <p>ACVL141 -Paar bevestiging ACVL123 -Set de montage pair ACVL123 -Paarweise bevestiging ACVL123 -Double fixation ACVL123</p>	1	Stuk Pièce Stück Pièce	ACVL123	brown white black												



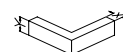
		Verp. per Emb. par Pack pr. Pack pr.	Eenheid Unité Einheit Unit	Toepassing Application Anwendung Application	Kleur Couleur Farbe Color
	ACVL150 -Zeskantsleutel 4mm -Clé à six pans 4mm -Sechskantschlüssel 4mm -T-handle hexagon key 4mm	1	Stuk Pièce Stück Pièce	ACIP025B ACIP026B ACIP027B ACIP028A ACIP116B ACIP117B ACIP120B ACIP130B ACIP620B	BR <input type="checkbox"/> AN <input type="checkbox"/> KL <input type="checkbox"/> GS <input type="checkbox"/> Z <input type="checkbox"/> W <input type="checkbox"/>
	ACVL162 -Boormal voor ACIP116B -Calibre pour ACIP116B -Bohrschablone für ACIP116B -Boring jig set for ACIP116B	1	Stuk Pièce Stück Pièce	SP010	BR <input type="checkbox"/> AN <input type="checkbox"/> KL <input type="checkbox"/> GS <input type="checkbox"/> Z <input type="checkbox"/> W <input type="checkbox"/>
	ACVL163 -Boormal voor ACIP120B -Calibre pour ACIP120B -Bohrschablone für ACIP120B -Boring jig set for ACIP120B	1	Stuk Pièce Stück Pièce	SP020	BR <input type="checkbox"/> AN <input type="checkbox"/> KL <input type="checkbox"/> GS <input type="checkbox"/> Z <input type="checkbox"/> W <input type="checkbox"/>
	ACVL231 -Hoek voor aaslagdichting -Pièce d'onglet pour joint -Eckstück für flugeldichtung -Cornerpiece for gasket	1	Stuk Pièce Stück Pièce		BR <input type="checkbox"/> AN <input type="checkbox"/> KL <input type="checkbox"/> GS <input type="checkbox"/> Z <input type="checkbox"/> W <input type="checkbox"/>
	ACVL279 L/R -Eindstukken -Pièces latérales -Abdichtung -Sealing sill member	1	Stuk Pièce Stück Pièce	VL479 SP557	BR <input checked="" type="checkbox"/> AN <input type="checkbox"/> KL <input checked="" type="checkbox"/> GS <input checked="" type="checkbox"/> Z <input type="checkbox"/> W <input type="checkbox"/>






BR = BRUT - BRUT - ROH - BRUT
 AN (X) = ANODISATIE - ANODISE - ELOXIERT - ANODISED
 AN (■) = GELAKT - LAQUE - LACKIERT - LACQUERED -- RAL9006M
 KL = STANDAARDKLEUREN - COULEUR STANDARD - BASIS FARBEN - BASIC COLORS
 GS = GEMOFFELD SPECIAAL - LAQUE SPECIAL - SPECIALFARBE - SPECIAL COLOR
 Z = ZWART - NOIR - SCHWARZ - BLACK
 W = WIT - BLANC - WEISS - WHITE



GEREEDSCHAP - OUTILLAGE
WERKZEUG - TOOL

BEVESTIGING - FIXATION
BEFESTIGUNG - FIXATION



		Verp. per Emb. par Pack pr.	Einheid Unité Einheit Unit	Toepassing Application Anwendung Application	Kleur Couleur Farbe Color												
	ACVL280 L/R -Eindstukken -Pièces latérales -Abdichtung -Sealing sill member	1	Stuk Pièce Stück Pièce	VL480 SP557	<table border="1"> <tr><td>BR</td><td>X</td></tr> <tr><td>AN</td><td></td></tr> <tr><td>KL</td><td>X</td></tr> <tr><td>GS</td><td>X</td></tr> <tr><td>Z</td><td></td></tr> <tr><td>W</td><td></td></tr> </table>	BR	X	AN		KL	X	GS	X	Z		W	
BR	X																
AN																	
KL	X																
GS	X																
Z																	
W																	
	ACVL281 L/R -Eindstukken -Pièces latérales -Abdichtung -Sealing sill member	1	Stuk Pièce Stück Pièce	VL481 SP557	<table border="1"> <tr><td>BR</td><td>X</td></tr> <tr><td>AN</td><td>X</td></tr> <tr><td>KL</td><td>X</td></tr> <tr><td>GS</td><td>X</td></tr> <tr><td>Z</td><td></td></tr> <tr><td>W</td><td></td></tr> </table>	BR	X	AN	X	KL	X	GS	X	Z		W	
BR	X																
AN	X																
KL	X																
GS	X																
Z																	
W																	
	ACVL282 L/R -Eindstukken -Pièces latérales -Abdichtung -Sealing sill member	1	Stuk Pièce Stück Pièce	VL482 SP557	<table border="1"> <tr><td>BR</td><td>X</td></tr> <tr><td>AN</td><td>X</td></tr> <tr><td>KL</td><td>X</td></tr> <tr><td>GS</td><td>X</td></tr> <tr><td>Z</td><td></td></tr> <tr><td>W</td><td></td></tr> </table>	BR	X	AN	X	KL	X	GS	X	Z		W	
BR	X																
AN	X																
KL	X																
GS	X																
Z																	
W																	
	ACVL283 L/R -Eindstukken -Pièces latérales -Abdichtung -Sealing sill member	1	Stuk Pièce Stück Pièce	VL483 SP557	<table border="1"> <tr><td>BR</td><td>X</td></tr> <tr><td>AN</td><td>X</td></tr> <tr><td>KL</td><td>X</td></tr> <tr><td>GS</td><td>X</td></tr> <tr><td>Z</td><td></td></tr> <tr><td>W</td><td></td></tr> </table>	BR	X	AN	X	KL	X	GS	X	Z		W	
BR	X																
AN	X																
KL	X																
GS	X																
Z																	
W																	
	ACVL284 L/R -Eindstukken -Pièces latérales -Abdichtung -Sealing sill member	1	Stuk Pièce Stück Pièce	VL484 SP557	<table border="1"> <tr><td>BR</td><td>X</td></tr> <tr><td>AN</td><td></td></tr> <tr><td>KL</td><td>X</td></tr> <tr><td>GS</td><td>X</td></tr> <tr><td>Z</td><td></td></tr> <tr><td>W</td><td></td></tr> </table>	BR	X	AN		KL	X	GS	X	Z		W	
BR	X																
AN																	
KL	X																
GS	X																
Z																	
W																	

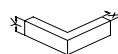
BR = BRUT - BRUT - ROH - BRUT
 AN (X) = ANODISATIE - ANODISE - ELOXIERT - ANODISED
 AN (■) = GELAKT - LAQUE - LACKIERT - LACQUERED -- RAL9006M
 KL = STANDAARDKLEUREN - COULEUR STANDARD - BASIS FARBEN - BASIC COLORS
 GS = GEMOFFELD SPECIAAL - LAQUE SPECIAL - SPECIALFARBE - SPECIAL COLOR
 Z = ZWART - NOIR - SCHWARZ - BLACK
 W = WIT - BLANC - WEISS - WHITE




GEREEDSCHAP - OUTILLAGE
WERKZEUG - TOOL



BEVESTIGING - FIXATION
BEFESTIGUNG - FIXATION



		Verp. per Emb. par Pack pr. Pack pr.	Eenheid Unité Einheit Unit	Toepassing Application Anwendung Application	Kleur Couleur Farbe Color
	<p>ACVL286 L/R</p> <p>-Eindstukken -Pièces latérales -Abdichtung -Sealing sill member</p>	1	Stuk Pièce Stück Pièce	VL486 SP557	BR X
					AN X
					KL X
					GS X
					Z
					W

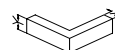
BR = BRUT - BRUT - ROH - BRUT
 AN (X) = ANODISATIE - ANODISE - ELOXIERT - ANODISED
 AN (■) = GELAKT - LAQUE - LACKIERT - LACQUERED -- RAL9006M
 KL = STANDAARDKLEUREN - COULEUR STANDARD - BASIS FARBEN - BASIC COLORS
 GS = GEMOFFELD SPECIAAL - LAQUE SPECIAL - SPECIALFARBE - SPECIAL COLOR
 Z = ZWART - NOIR - SCHWARZ - BLACK
 W = WIT - BLANC - WEISS - WHITE


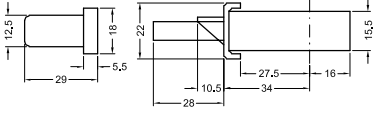


GEREEDSCHAP - OUTILLAGE
 WERKZEUG - TOOL



BEVESTIGING - FIXATION
 BEFESTIGUNG - FIXATION



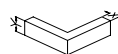
	Verp. per Emb. par Pack pr.	Eenheid Unité Einheit Unit	Toepassing Application Anwendung Application	Kleur Couleur Farbe Color												
	1	Stuk Pièce Stück Piece	SP011 SP624	<table border="1"> <tr><td>BR</td><td></td></tr> <tr><td>AN</td><td></td></tr> <tr><td>KL</td><td></td></tr> <tr><td>GS</td><td></td></tr> <tr><td>Z</td><td></td></tr> <tr><td>W</td><td></td></tr> </table>	BR		AN		KL		GS		Z		W	
BR																
AN																
KL																
GS																
Z																
W																
<p>ACVL415</p> <p>-3 puntslot met dagschieter -Serrure 3 point avec peve lancant -3 punkt schloss mit falle -Lock with 3 points</p> 																


BR = BRUT - BRUT - ROH - BRUT
 AN (X) = ANODISATIE - ANODISE - ELOXIERT - ANODISED
 AN (■) = GELAKT - LAQUE - LACKIERT - LACQUERED -- RAL9006M
 KL = STANDAARDKLEUREN - COULEUR STANDARD - BASIS FARBEN - BASIC COLORS
 GS = GEMOFFELD SPECIAAL - LAQUE SPECIAL - SPECIALFARBE - SPECIAL COLOR
 Z = ZWART - NOIR - SCHWARZ - BLACK
 W = WIT - BLANC - WEISS - WHITE



GEREEDSCHAP - OUTILLAGE
WERKZEUG - TOOL

BEVESTIGING - FIXATION
BEFESTIGUNG - FIXATION



	Verp. per Emb. par Pack pr. Pack pr.	Eenheid Unité Einheit Unit	Toepassing Application Anwendung Application	Kleur Couleur Farbe Color												
 <p>ACVL416 -Driepuntslot met rol -Serrure à 3 points avec rouleau -Schloss für dreifachverriegelung mit rolle -Lock with 3 points and rol</p> <p>+ 7 Slutringen H=5.2mm + 7 Rondelles H=5.2mm + 7 Unterlegscheiben H=5.2mm + 7 Plain washers H=5.2mm</p>	1	Stuk Pièce Stück Piece	SP011 SP624	<table border="1"> <tr><td>BR</td><td></td></tr> <tr><td>AN</td><td></td></tr> <tr><td>KL</td><td></td></tr> <tr><td>GS</td><td></td></tr> <tr><td>Z</td><td></td></tr> <tr><td>W</td><td></td></tr> </table>	BR		AN		KL		GS		Z		W	
BR																
AN																
KL																
GS																
Z																
W																

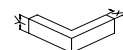
BR = BRUT - BRUT - ROH - BRUT
 AN (X) = ANODISATIE - ANODISE - ELOXIERT - ANODISED
 AN (■) = GELAKT - LAQUE - LACKIERT - LACQUERED -- RAL9006M
 KL = STANDAARDKLEUREN - COULEUR STANDARD - BASIS FARBEN - BASIC COLORS
 GS = GEMOFFELD SPECIAAL - LAQUE SPECIAL - SPECIALFARBE - SPECIAL COLOR
 Z = ZWART - NOIR - SCHWARZ - BLACK
 W = WIT - BLANC - WEISS - WHITE








GEREEDSCHAP - OUTILLAGE
WERKZEUG - TOOL



BEVESTIGING - FIXATION
BEFESTIGUNG - FIXATION



	Verp. per Emb. par Pack pr.	Einheid Unité Einheit Unit	Toepassing Application Anwendung Application	Kleur Couleur Farbe Color												
 <p>ACVL479 L/R -Eindstukken -Pièces latérales -Abdichtung -Sealing sill member</p>	1	Stuk Pièce Stück Pièce	VL479	<table border="1"> <tr><td>BR</td><td>X</td></tr> <tr><td>AN</td><td>X</td></tr> <tr><td>KL</td><td>X</td></tr> <tr><td>GS</td><td>X</td></tr> <tr><td>Z</td><td></td></tr> <tr><td>W</td><td></td></tr> </table>	BR	X	AN	X	KL	X	GS	X	Z		W	
BR	X															
AN	X															
KL	X															
GS	X															
Z																
W																
 <p>ACVL480 L/R -Eindstukken -Pièces latérales -Abdichtung -Sealing sill member</p>	1	Stuk Pièce Stück Pièce	VL480	<table border="1"> <tr><td>BR</td><td>X</td></tr> <tr><td>AN</td><td>X</td></tr> <tr><td>KL</td><td>X</td></tr> <tr><td>GS</td><td>X</td></tr> <tr><td>Z</td><td></td></tr> <tr><td>W</td><td></td></tr> </table>	BR	X	AN	X	KL	X	GS	X	Z		W	
BR	X															
AN	X															
KL	X															
GS	X															
Z																
W																
 <p>ACVL481 L/R -Eindstukken -Pièces latérales -Abdichtung -Sealing sill member</p>	1	Stuk Pièce Stück Pièce	VL481	<table border="1"> <tr><td>BR</td><td>X</td></tr> <tr><td>AN</td><td>X</td></tr> <tr><td>KL</td><td>X</td></tr> <tr><td>GS</td><td>X</td></tr> <tr><td>Z</td><td></td></tr> <tr><td>W</td><td></td></tr> </table>	BR	X	AN	X	KL	X	GS	X	Z		W	
BR	X															
AN	X															
KL	X															
GS	X															
Z																
W																
 <p>ACVL482 L/R -Eindstukken -Pièces latérales -Abdichtung -Sealing sill member</p>	1	Stuk Pièce Stück Pièce	VL482	<table border="1"> <tr><td>BR</td><td>X</td></tr> <tr><td>AN</td><td>X</td></tr> <tr><td>KL</td><td>X</td></tr> <tr><td>GS</td><td>X</td></tr> <tr><td>Z</td><td></td></tr> <tr><td>W</td><td></td></tr> </table>	BR	X	AN	X	KL	X	GS	X	Z		W	
BR	X															
AN	X															
KL	X															
GS	X															
Z																
W																
 <p>ACVL483 L/R -Eindstukken -Pièces latérales -Abdichtung -Sealing sill member</p>	1	Stuk Pièce Stück Pièce	VL483	<table border="1"> <tr><td>BR</td><td>X</td></tr> <tr><td>AN</td><td>X</td></tr> <tr><td>KL</td><td>X</td></tr> <tr><td>GS</td><td>X</td></tr> <tr><td>Z</td><td></td></tr> <tr><td>W</td><td></td></tr> </table>	BR	X	AN	X	KL	X	GS	X	Z		W	
BR	X															
AN	X															
KL	X															
GS	X															
Z																
W																

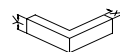
BR = BRUT - BRUT - ROH - BRUT
 AN (X) = ANODISATIE - ANODISE - ELOXIERT - ANODISED
 AN (■) = GELAKT - LAQUE - LACKIERT - LACQUERED -- RAL9006M
 KL = STANDAARDKLEUREN - COULEUR STANDARD - BASIS FARBEN - BASIC COLORS
 GS = GEMOFFELD SPECIAAL - LAQUE SPECIAL - SPECIALFARBE - SPECIAL COLOR
 Z = ZWART - NOIR - SCHWARZ - BLACK
 W = WIT - BLANC - WEISS - WHITE


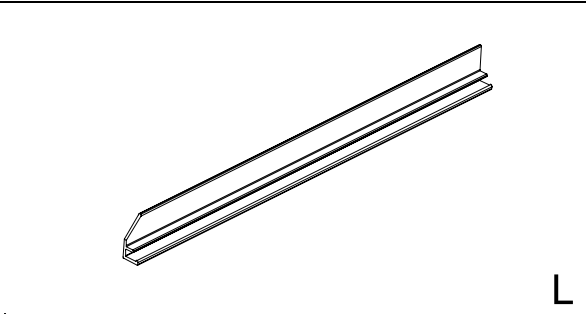




GEREEDSCHAP - OUTILLAGE
WERKZEUG - TOOL





BEVESTIGING - FIXATION
BEFESTIGUNG - FIXATION


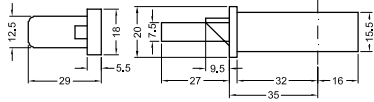


		Verp. per Emb. par Pack pr. Pack pr.	Eenheid Unité Einheit Unit	Toepassing Application Anwendung Application	Kleur Couleur Farbe Color												
	ACVL484 L/R -Eindstukken -Pièces latérales -Abdichtung -Sealing sill member	1	Stuk Pièce Stück Pièce	VL484	<table border="1"> <tr><td>BR</td><td>X</td></tr> <tr><td>AN</td><td>X</td></tr> <tr><td>KL</td><td>X</td></tr> <tr><td>GS</td><td>X</td></tr> <tr><td>Z</td><td></td></tr> <tr><td>W</td><td></td></tr> </table>	BR	X	AN	X	KL	X	GS	X	Z		W	
BR	X																
AN	X																
KL	X																
GS	X																
Z																	
W																	
	ACVL486 L/R -Eindstukken -Pièces latérales -Abdichtung -Sealing sill member	1	Stuk Pièce Stück Pièce	VL486	<table border="1"> <tr><td>BR</td><td>X</td></tr> <tr><td>AN</td><td></td></tr> <tr><td>KL</td><td>X</td></tr> <tr><td>GS</td><td>X</td></tr> <tr><td>Z</td><td></td></tr> <tr><td>W</td><td></td></tr> </table>	BR	X	AN		KL	X	GS	X	Z		W	
BR	X																
AN																	
KL	X																
GS	X																
Z																	
W																	
	ACVL705 -Veiligheidsslot met pen -Serr. de sécurité à pêne -Sicherheitsschloss mit Falle -Security lock with pen	1	Stuk Pièce Stück Pièce	SP023	<table border="1"> <tr><td>BR</td><td></td></tr> <tr><td>AN</td><td></td></tr> <tr><td>KL</td><td></td></tr> <tr><td>GS</td><td></td></tr> <tr><td>Z</td><td></td></tr> <tr><td>W</td><td></td></tr> </table>	BR		AN		KL		GS		Z		W	
BR																	
AN																	
KL																	
GS																	
Z																	
W																	
	ACVL706 -Veiligheidsslot met rol -Serr. de sécurité avec rouleau -Sicherheitsschloss mit Rolle -Security lock with rol	1	Stuk Pièce Stück Pièce	SP023	<table border="1"> <tr><td>BR</td><td></td></tr> <tr><td>AN</td><td></td></tr> <tr><td>KL</td><td></td></tr> <tr><td>GS</td><td></td></tr> <tr><td>Z</td><td></td></tr> <tr><td>W</td><td></td></tr> </table>	BR		AN		KL		GS		Z		W	
BR																	
AN																	
KL																	
GS																	
Z																	
W																	

BR = BRUT - BRUT - ROH - BRUT
 AN (X) = ANODISATIE - ANODISE - ELOXIERT - ANODISED
 AN (■) = GELAKT - LAQUE - LACKIERT - LACQUERED -- RAL9006M
 KL = STANDAARDKLEUREN - COULEUR STANDARD - BASIS FARBEN - BASIC COLORS
 GS = GEMOFFELD SPECIAAL - LAQUE SPECIAL - SPECIALFARBE - SPECIAL COLOR
 Z = ZWART - NOIR - SCHWARZ - BLACK
 W = WIT - BLANC - WEISS - WHITE

 GEREEDSCHAP - OUTILLAGE
 WERKZEUG - TOOL
 BEVESTIGING - FIXATION
 BEFESTIGUNG - FIXATION



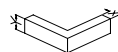
	Verp. per Emb. par Pack pr.	Eenheid Unité Einheit Unit	Toepassing Application Anwendung Application	Kleur Couleur Farbe Color												
	1	Stuk Pièce Stück Piece	SP023	<table border="1" style="width: 100%; border-collapse: collapse;"> <tr> <td style="width: 50px; text-align: center;">BR</td> <td style="width: 50px;"></td> </tr> <tr> <td style="text-align: center;">AN</td> <td></td> </tr> <tr> <td style="text-align: center;">KL</td> <td></td> </tr> <tr> <td style="text-align: center;">GS</td> <td></td> </tr> <tr> <td style="text-align: center;">Z</td> <td></td> </tr> <tr> <td style="text-align: center;">W</td> <td></td> </tr> </table>	BR		AN		KL		GS		Z		W	
BR																
AN																
KL																
GS																
Z																
W																
<p style="text-align: center;">ACVL707</p> <p>-3 puntslot -Serrure à 3 points -Schloss für Dreifachsverriegelung -Lock with 3 points</p> 																


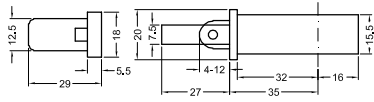
BR = BRUT - BRUT - ROH - BRUT
 AN (X) = ANODISATIE - ANODISE - ELOXIERT - ANODISED
 AN (■) = GELAKT - LAQUE - LACKIERT - LACQUERED -- RAL9006M
 KL = STANDAARDKLEUREN - COULEUR STANDARD - BASIS FARBEN - BASIC COLORS
 GS = GEMOFFELD SPECIAAL - LAQUE SPECIAL - SPECIALFARBE - SPECIAL COLOR
 Z = ZWART - NOIR - SCHWARZ - BLACK
 W = WIT - BLANC - WEISS - WHITE



GEREEDSCHAP - OUTILLAGE
WERKZEUG - TOOL

BEVESTIGING - FIXATION
BEFESTIGUNG - FIXATION



	Verp. per Emb. par Pack pr. Pack pr.	Eenheid Unité Einheit Unit	Toepassing Application Anwendung Application	Kleur Couleur Farbe Color												
 <p>ACVL708 -3 puntslot met rol -Serrure à 3 points avec rouleau -Schloss für Dreifachverriegelung mit rolle -Lock with 3 points and rol</p> 	1	Stuk Pièce Stück Piece	SP023	<table border="1"> <tr> <td>BR</td> <td></td> </tr> <tr> <td>AN</td> <td></td> </tr> <tr> <td>KL</td> <td></td> </tr> <tr> <td>GS</td> <td></td> </tr> <tr> <td>Z</td> <td></td> </tr> <tr> <td>W</td> <td></td> </tr> </table>	BR		AN		KL		GS		Z		W	
BR																
AN																
KL																
GS																
Z																
W																

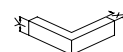
BR = BRUT - BRUT - ROH - BRUT
 AN (X) = ANODISATIE - ANODISE - ELOXIERT - ANODISED
 AN (■) = GELAKT - LAQUE - LACKIERT - LACQUERED -- RAL9006M
 KL = STANDAARDKLEUREN - COULEUR STANDARD - BASIS FARBEN - BASIC COLORS
 GS = GEMOFFELD SPECIAAL - LAQUE SPECIAL - SPECIALFARBE - SPECIAL COLOR
 Z = ZWART - NOIR - SCHWARZ - BLACK
 W = WIT - BLANC - WEISS - WHITE






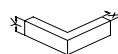
GEREEDSCHAP - OUTILLAGE
WERKZEUG - TOOL



BEVESTIGING - FIXATION
BEFESTIGUNG - FIXATION

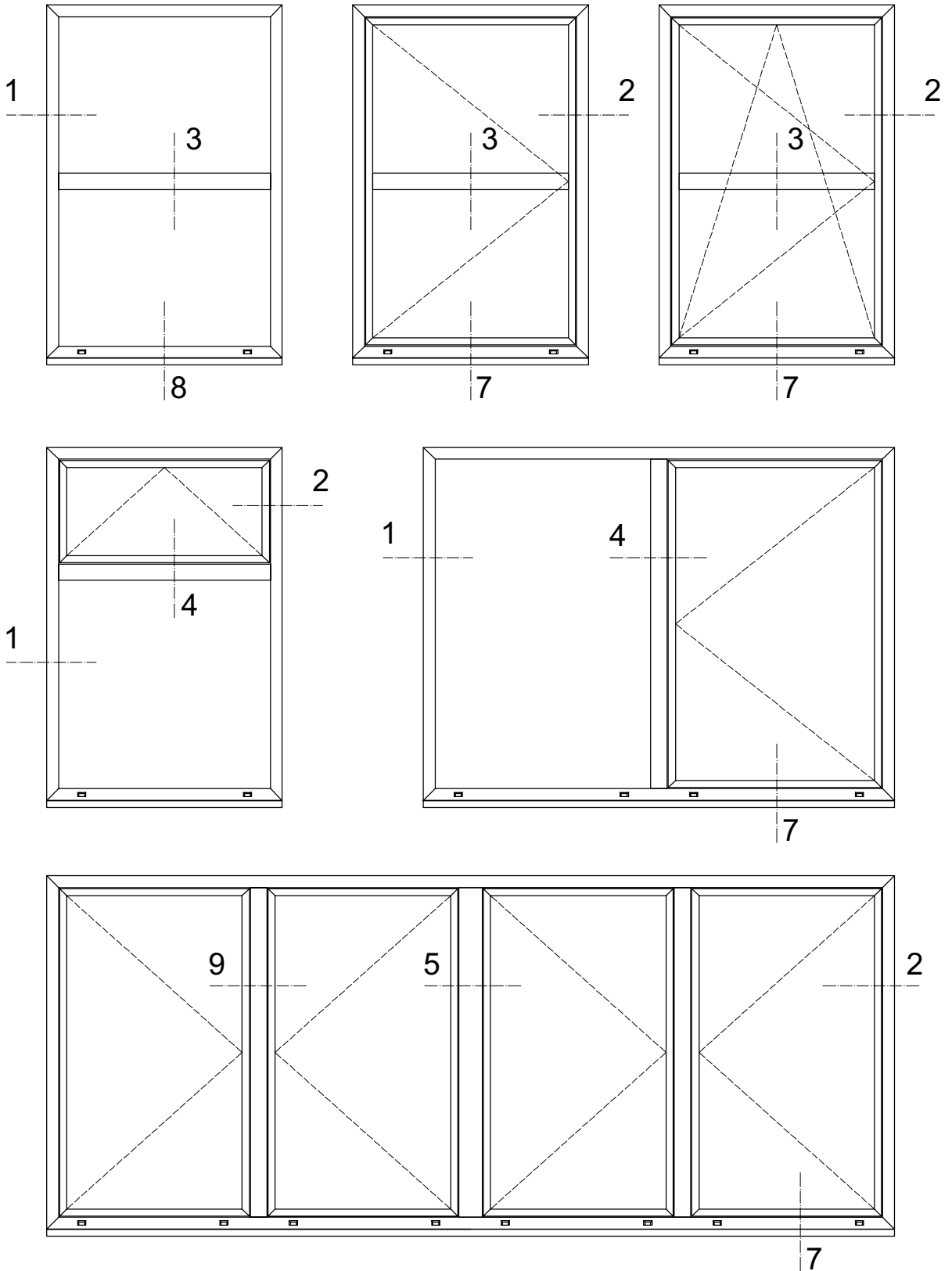


	Verp. per Emb. par Pack pr.	Einheid Unité Einheit Unit	Toepassing Application Anwendung Application	Kleur Couleur Farbe Color												
 <p>ACVL725 L/R -Elektrische slotplaat -Gache électrique -Electrische schliess platte -Electric lockplate</p> <p>R</p>	1	Stuk Pièce Stück Piece	SP012 SP023	<table border="1"> <tr><td>BR</td><td></td></tr> <tr><td>AN</td><td></td></tr> <tr><td>KL</td><td></td></tr> <tr><td>GS</td><td></td></tr> <tr><td>Z</td><td></td></tr> <tr><td>W</td><td></td></tr> </table>	BR		AN		KL		GS		Z		W	
BR																
AN																
KL																
GS																
Z																
W																
 <p>ACVN028B -T-verbinder -Assemblage T -T-Verbinder -Connecting bracket</p> <p>X=83mm Y=20mm</p> <p> ACVG66</p>	1	Stuk Pièce Stück Piece	SP033	<table border="1"> <tr><td>BR</td><td></td></tr> <tr><td>AN</td><td></td></tr> <tr><td>KL</td><td></td></tr> <tr><td>GS</td><td></td></tr> <tr><td>Z</td><td></td></tr> <tr><td>W</td><td></td></tr> </table>	BR		AN		KL		GS		Z		W	
BR																
AN																
KL																
GS																
Z																
W																



RAMEN
FENETRES
RAHMEN
WINDOWS

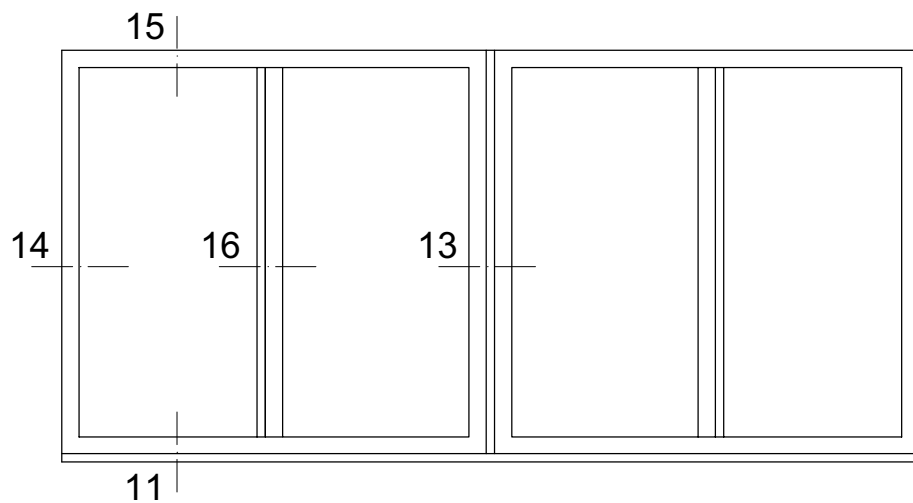
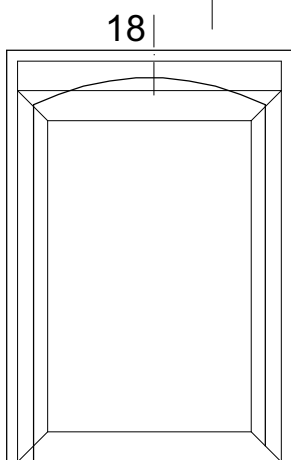

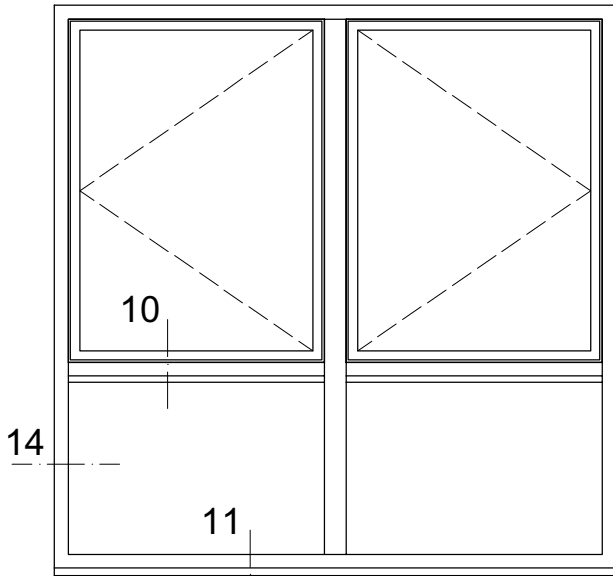
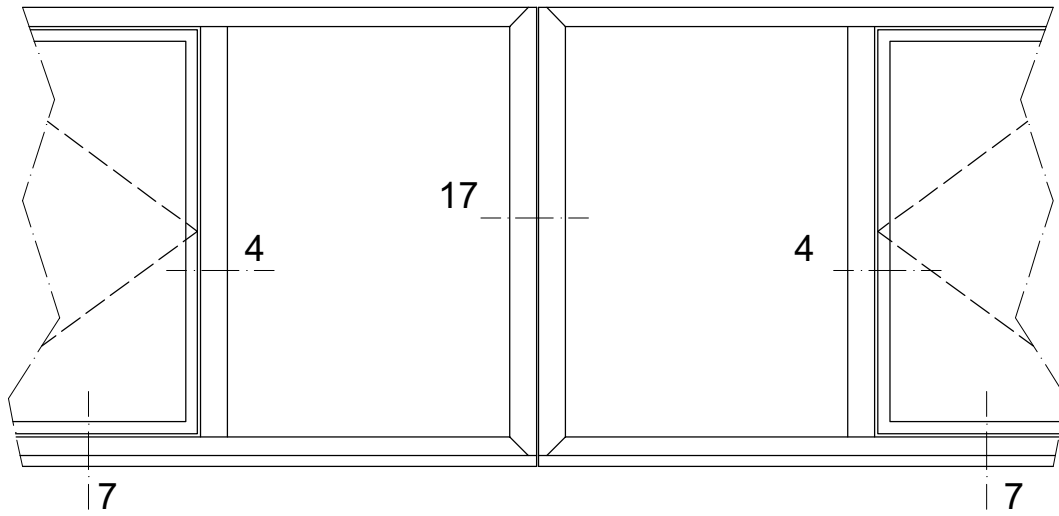
DOORSNEDE - COUPE - SCHNITT - SECTION



Doortyp1

RAMEN
FENETRES
RAHMEN
WINDOWS

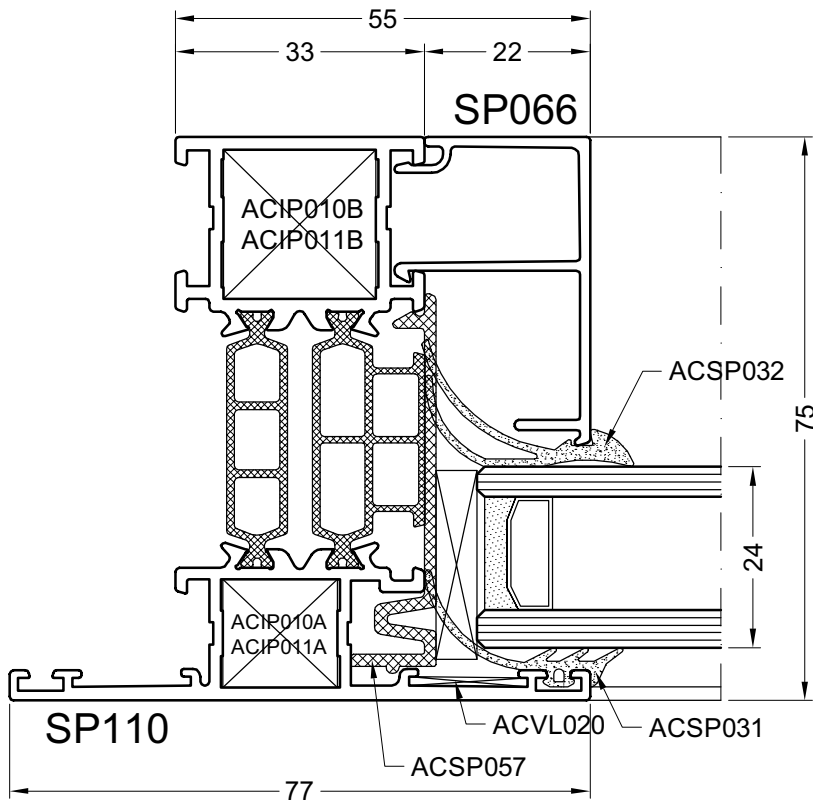
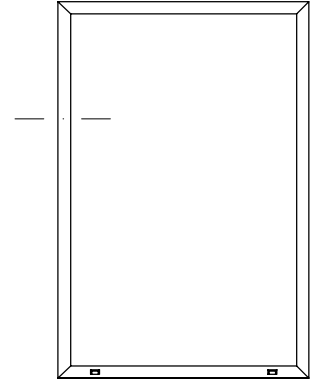
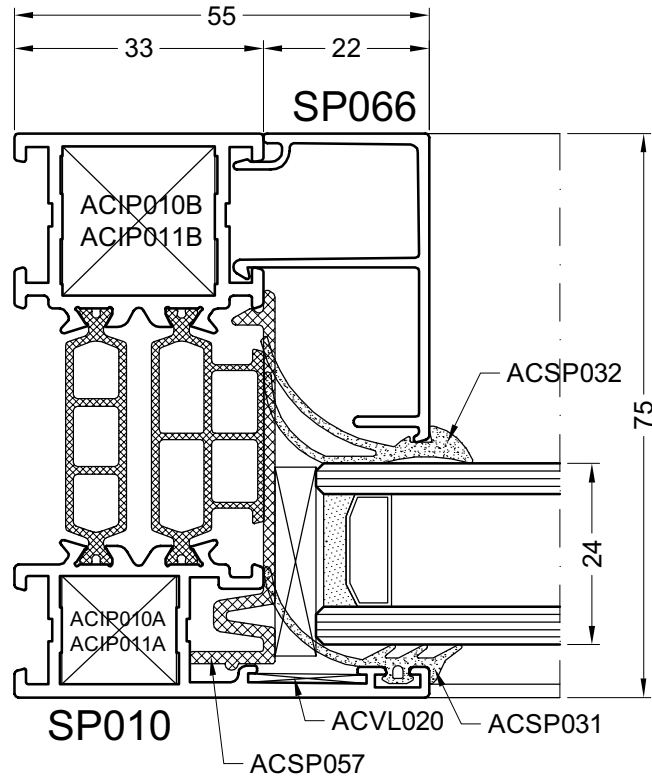
DOORSNEDE - COUPE - SCHNITT - SECTION



doortyp2

1A

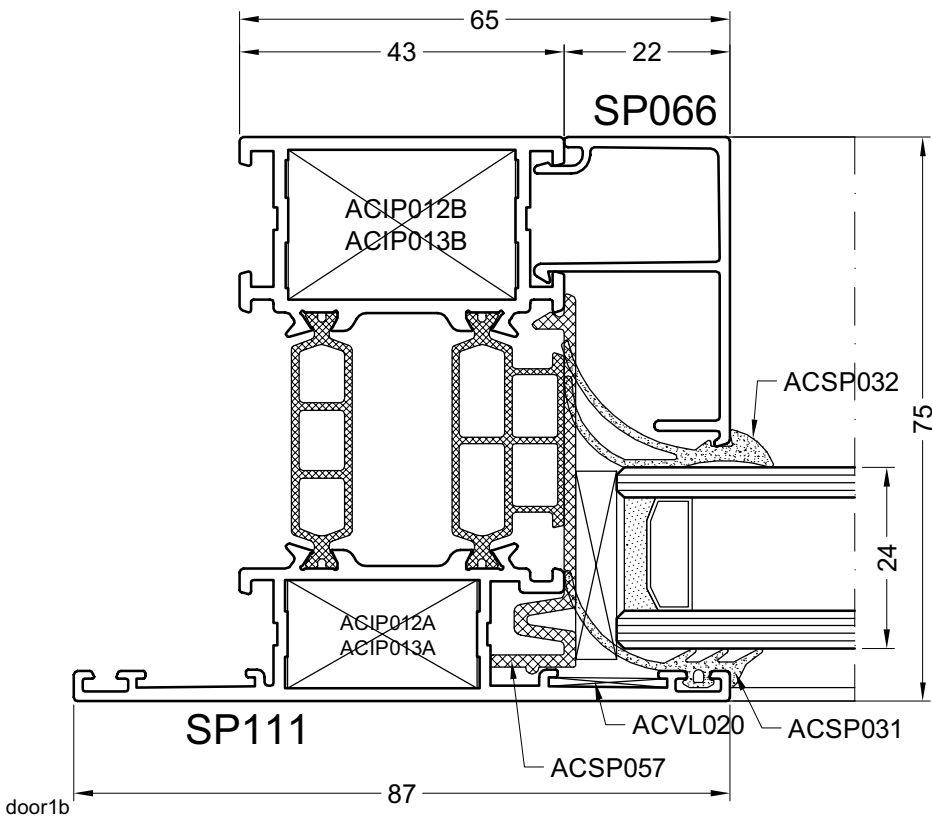

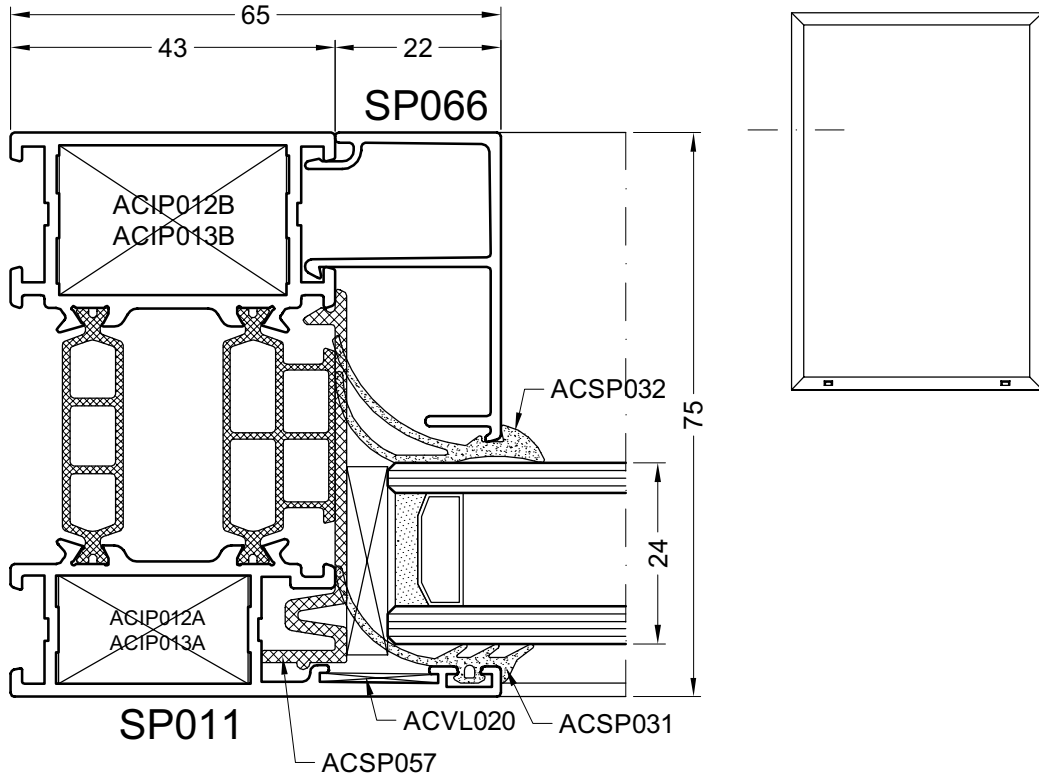
DOORSNEDE - COUPE - SCHNITT - SECTION



Door1a

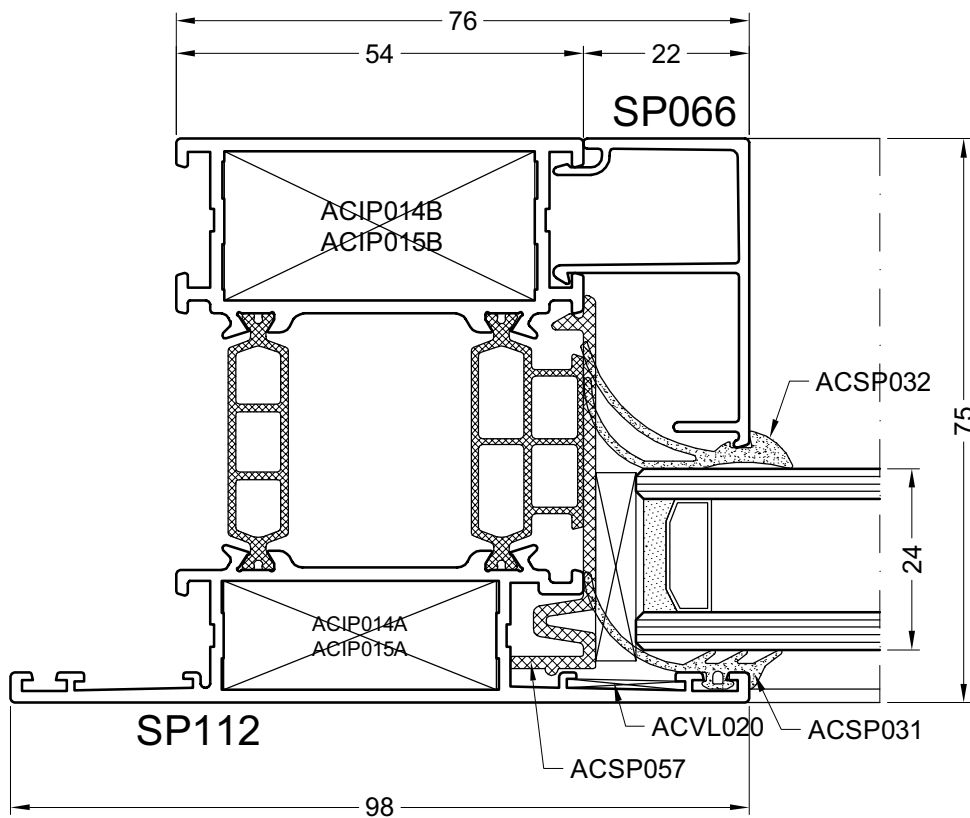

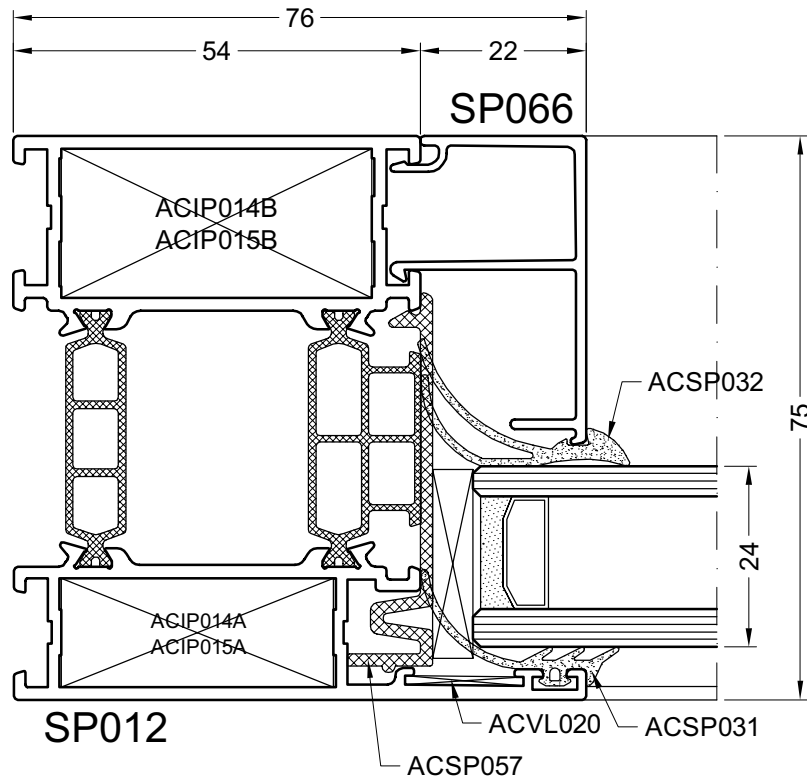
1B

DOORSNEDE - COUPE - SCHNITT - SECTION



1C

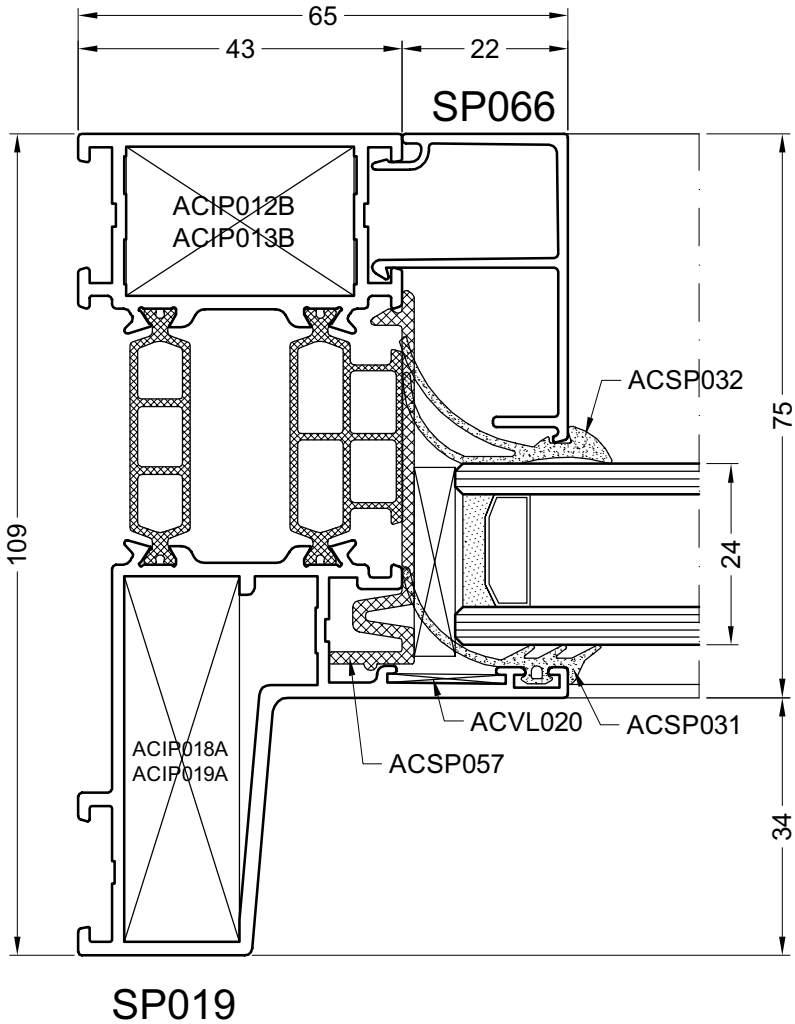

DOORSNEDE - COUPE - SCHNITT - SECTION



door1c

1D

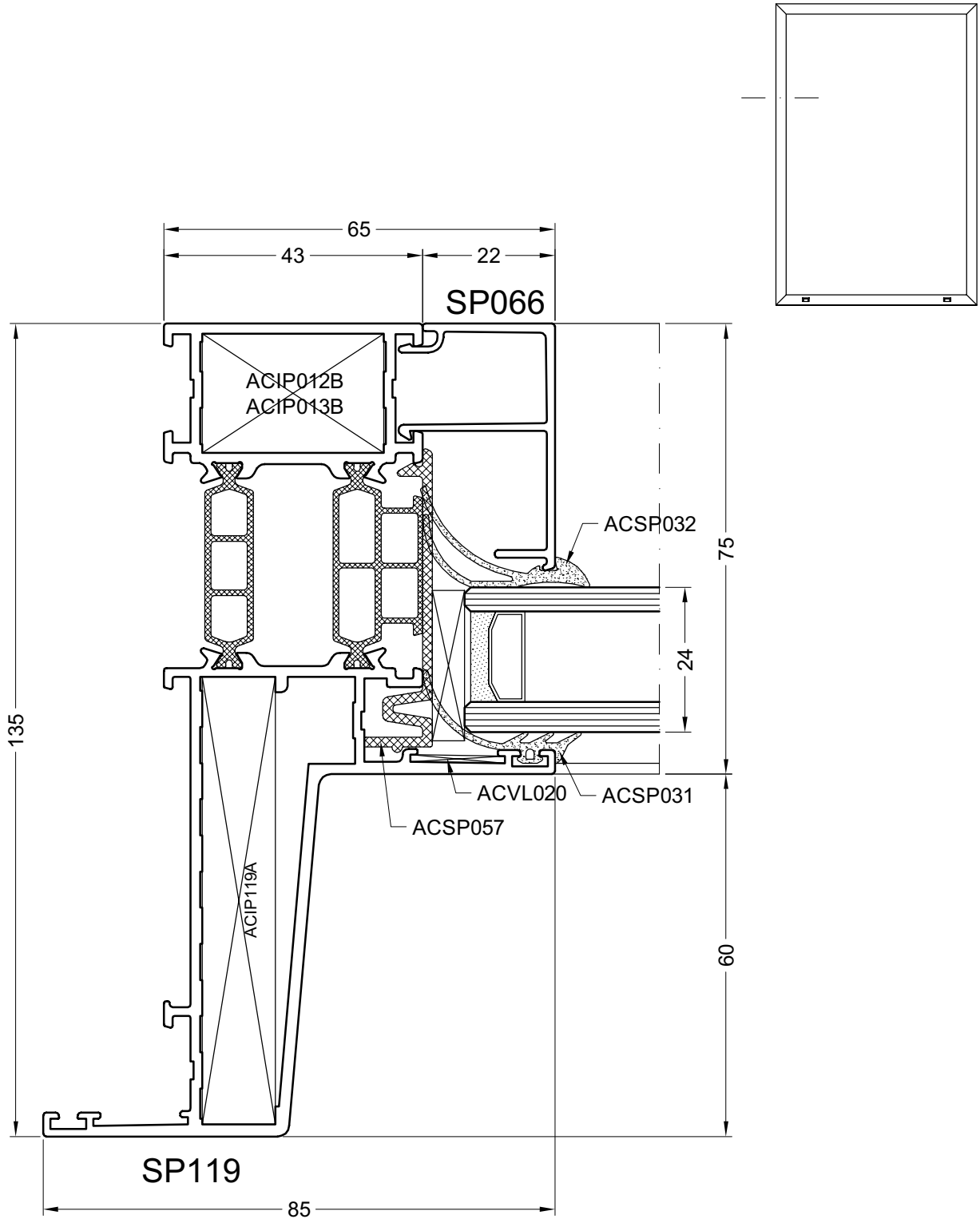
DOORSNEDE - COUPE - SCHNITT - SECTION



door1d

1E

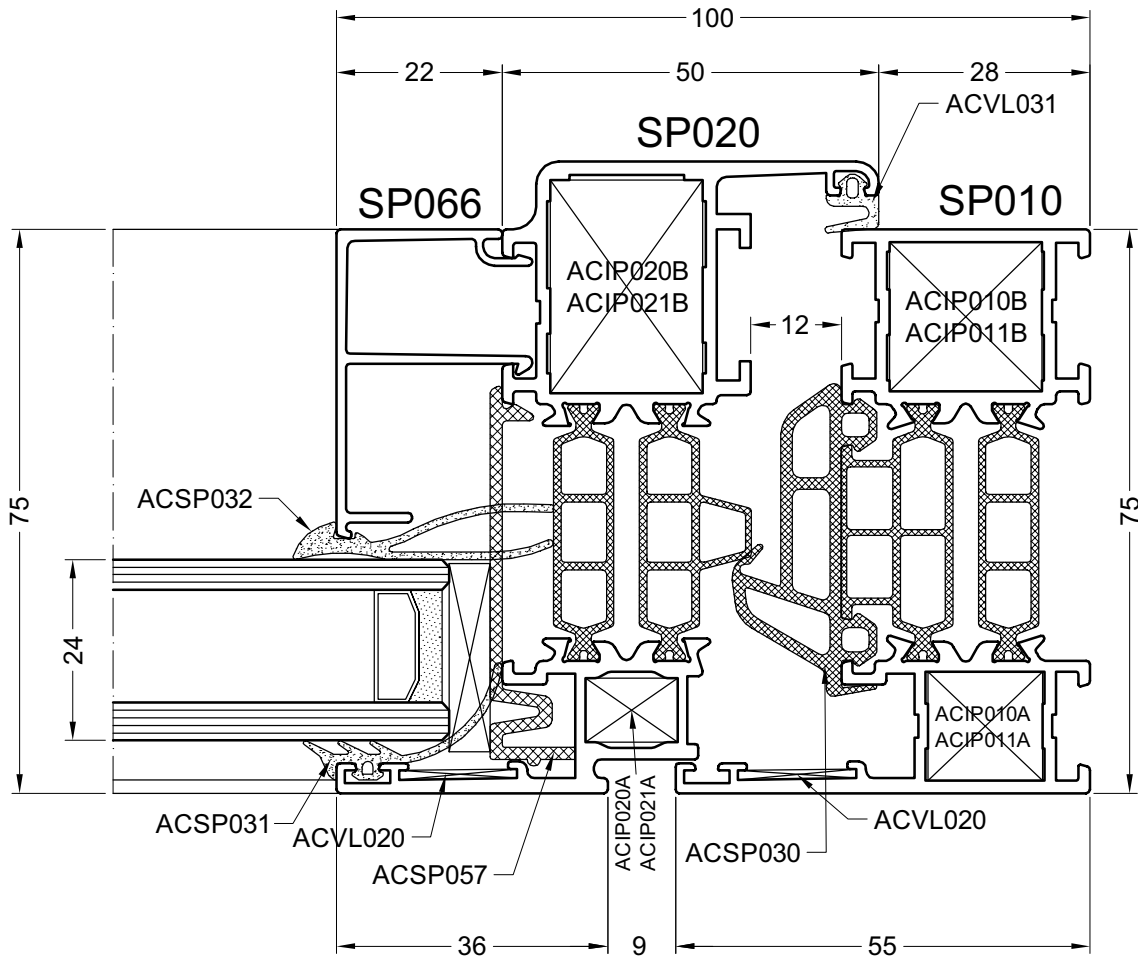
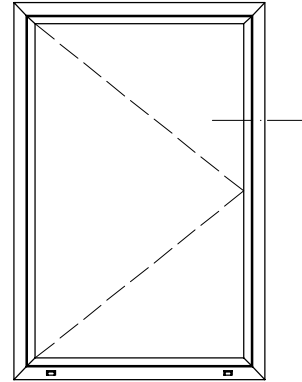
DOORSNEDE - COUPE - SCHNITT - SECTION



door1e

2A

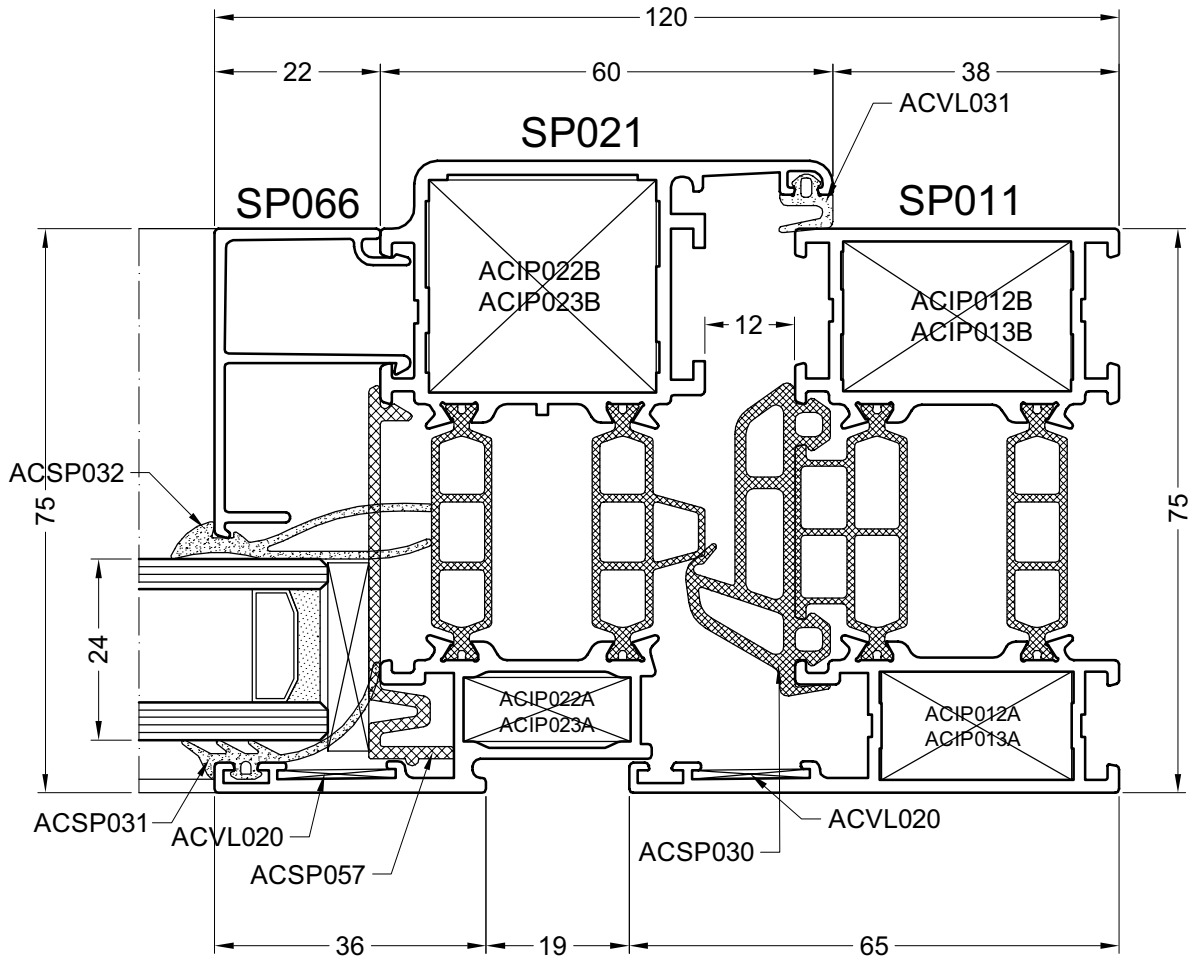
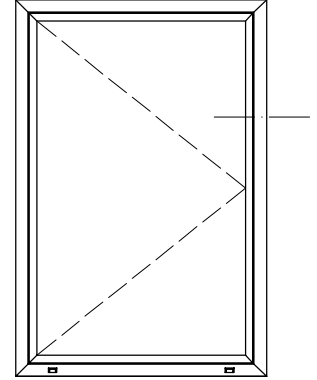
DOORSNEDE - COUPE - SCHNITT - SECTION



door2a

2B

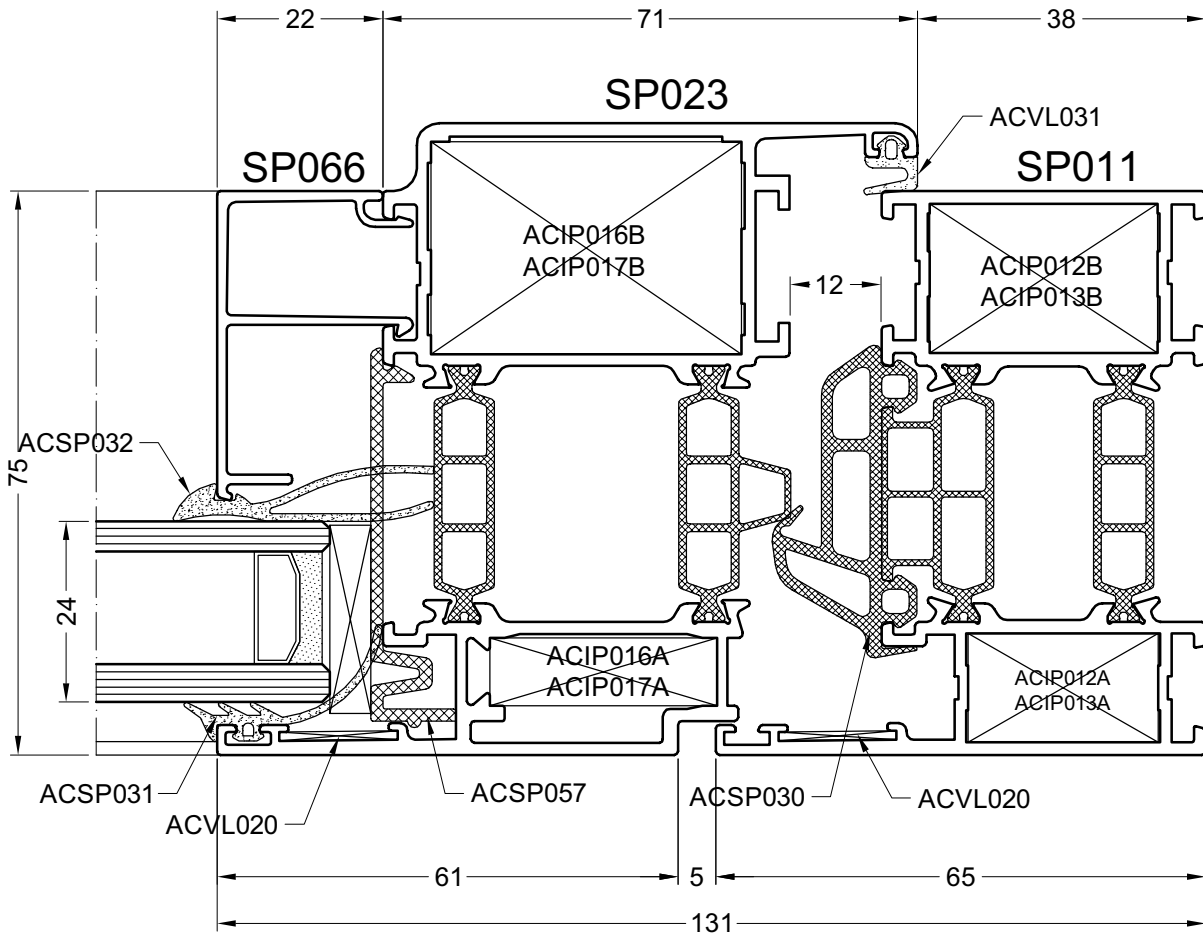
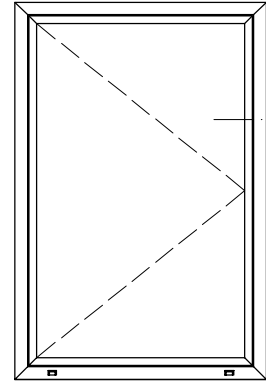
DOORSNEDE - COUPE - SCHNITT - SECTION



door2b

2C

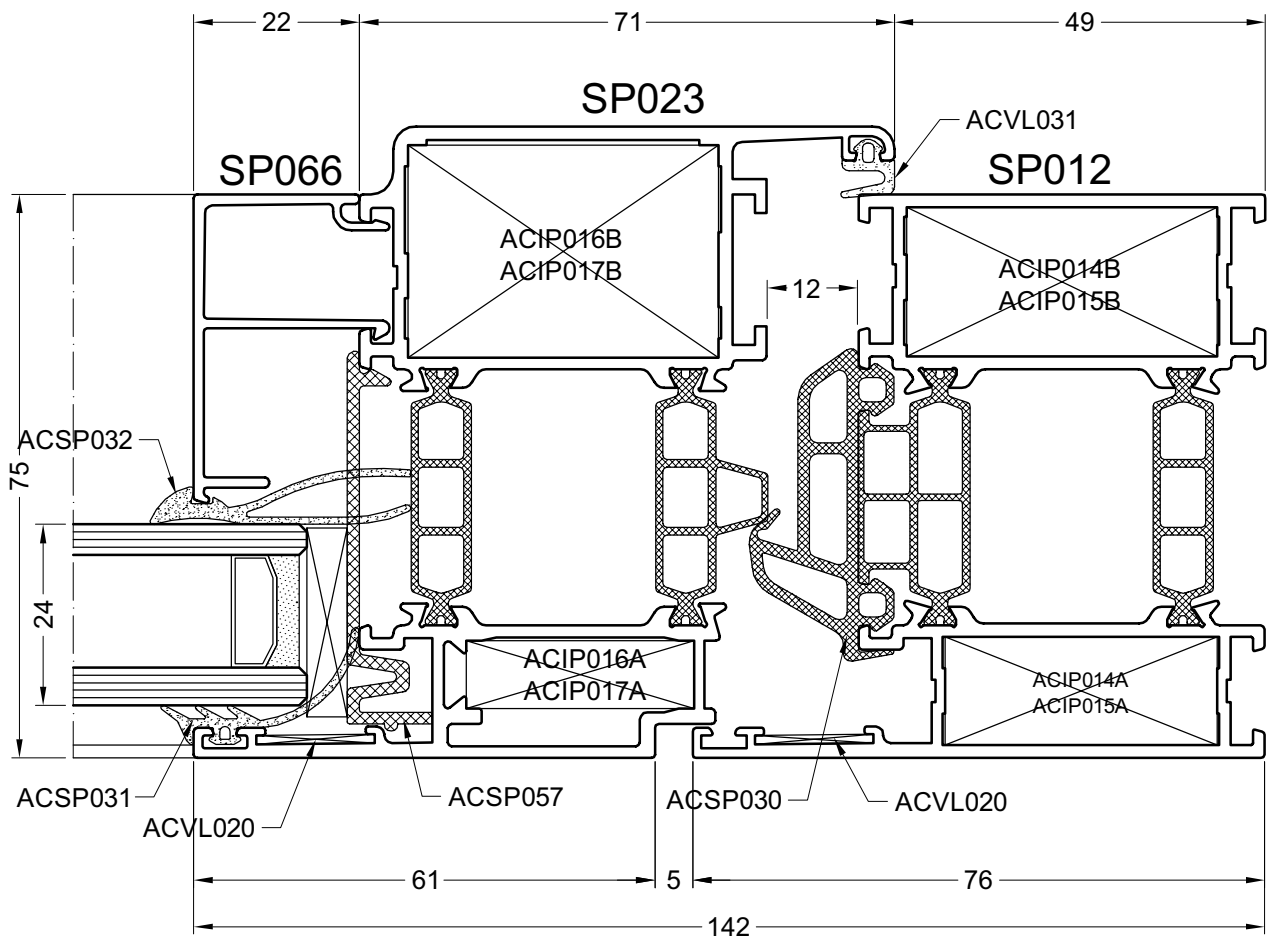
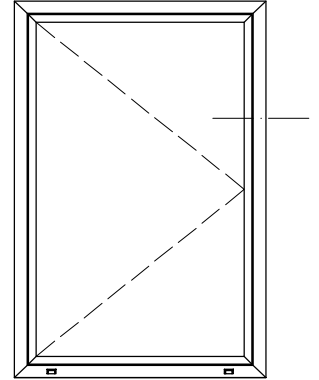
DOORSNEDE - COUPE - SCHNITT - SECTION



door2c

2D

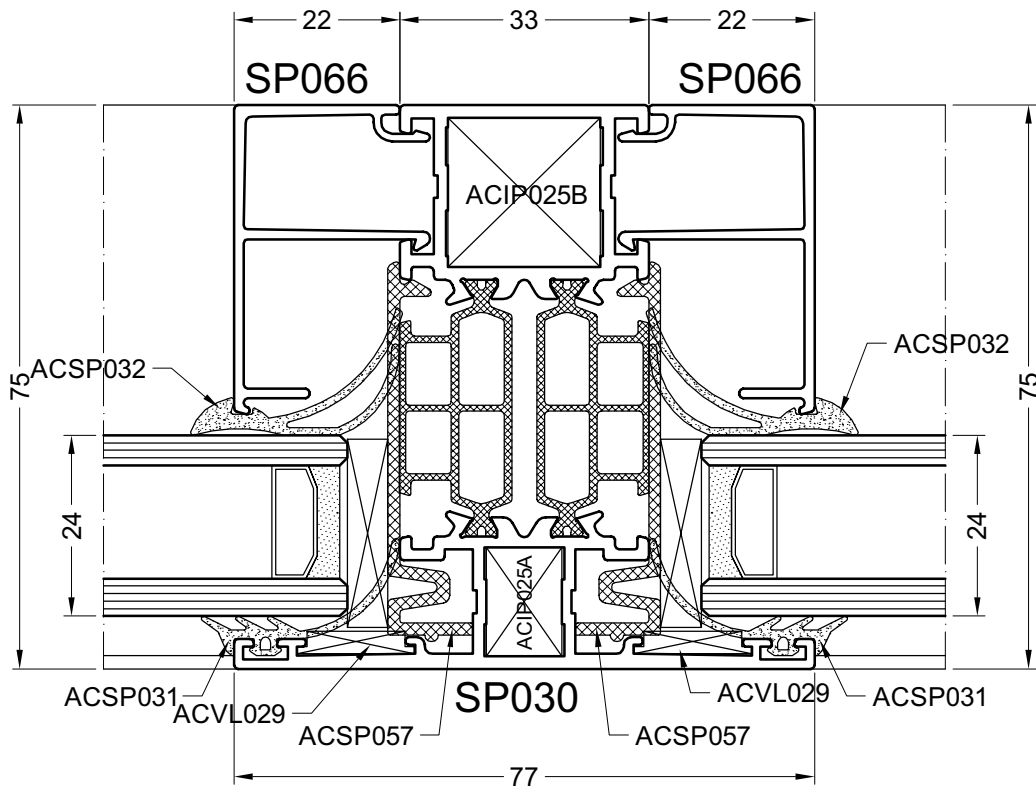
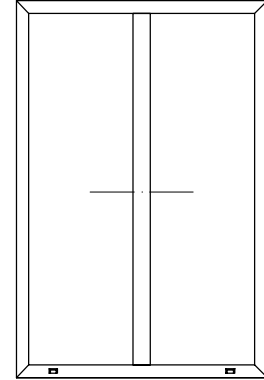
DOORSNEDE - COUPE - SCHNITT - SECTION



door2d

3A

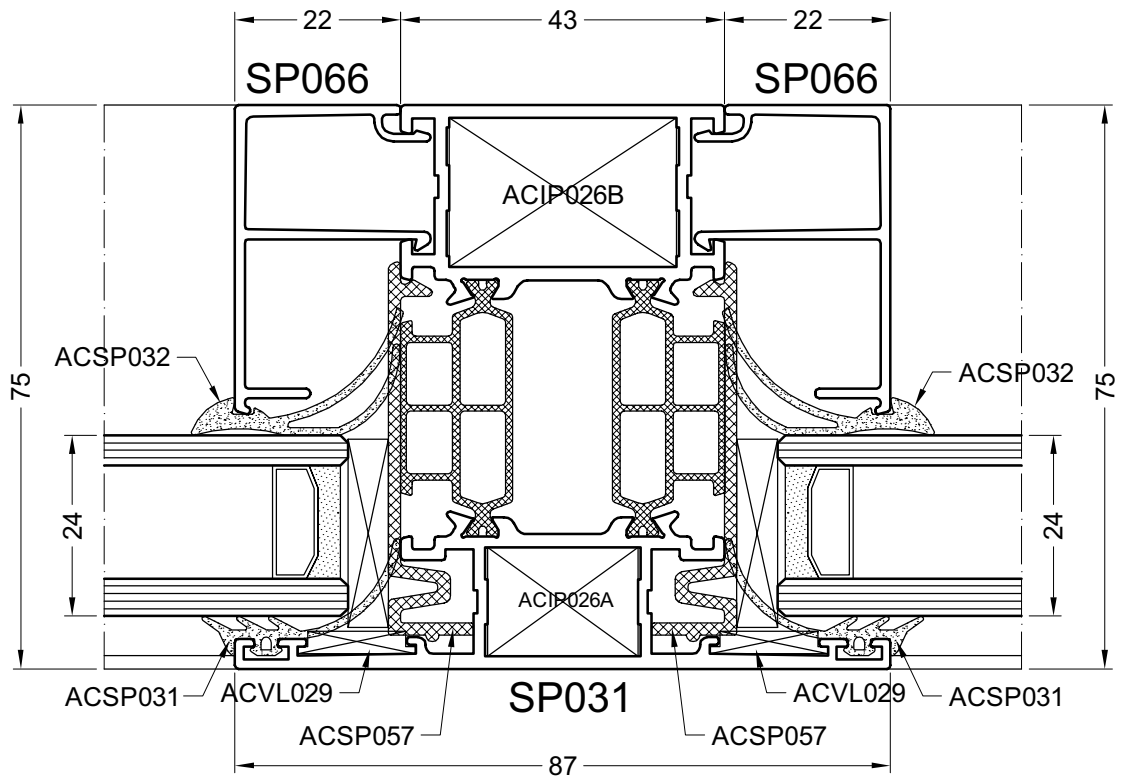
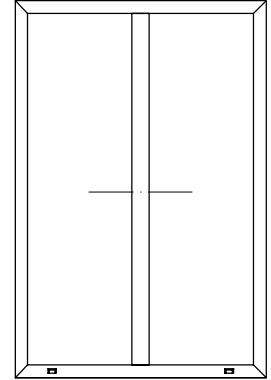
DOORSNEDE - COUPE - SCHNITT - SECTION



door3a

3B

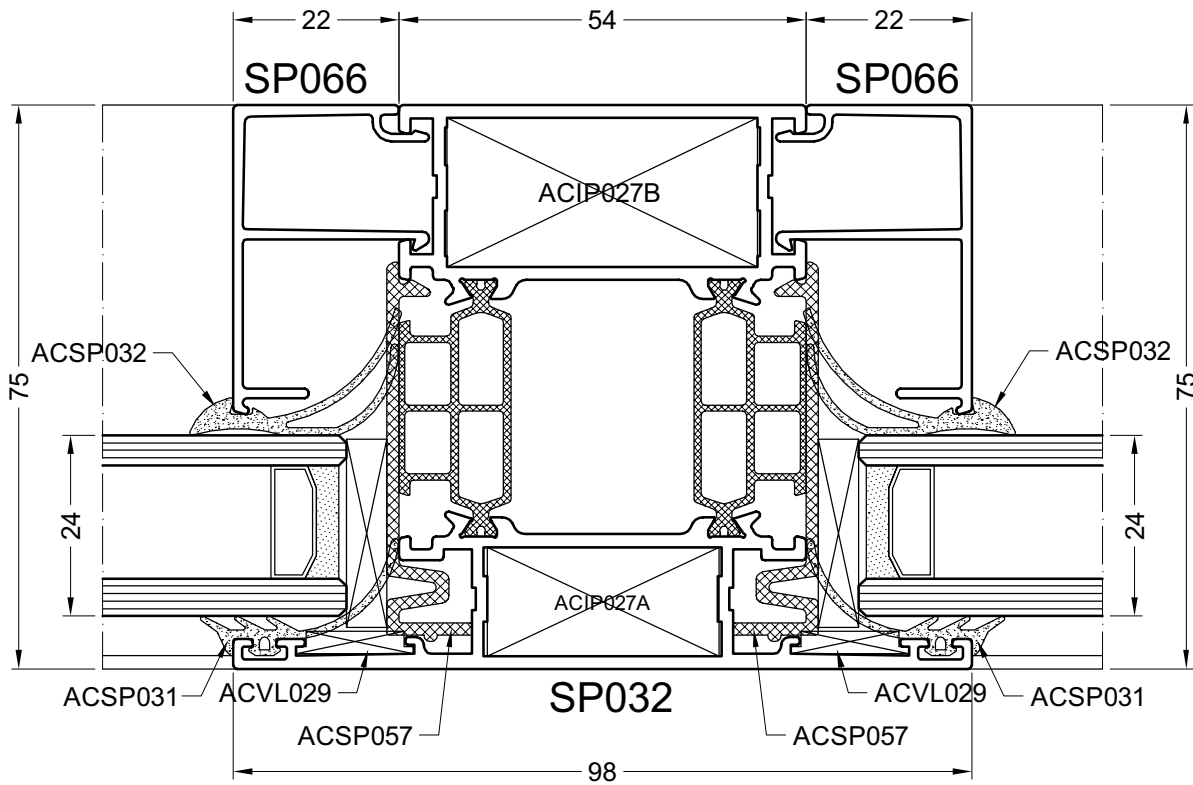
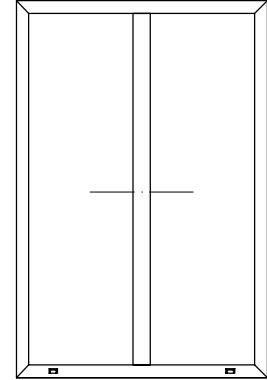
DOORSNEDE - COUPE - SCHNITT - SECTION



door3b

3C

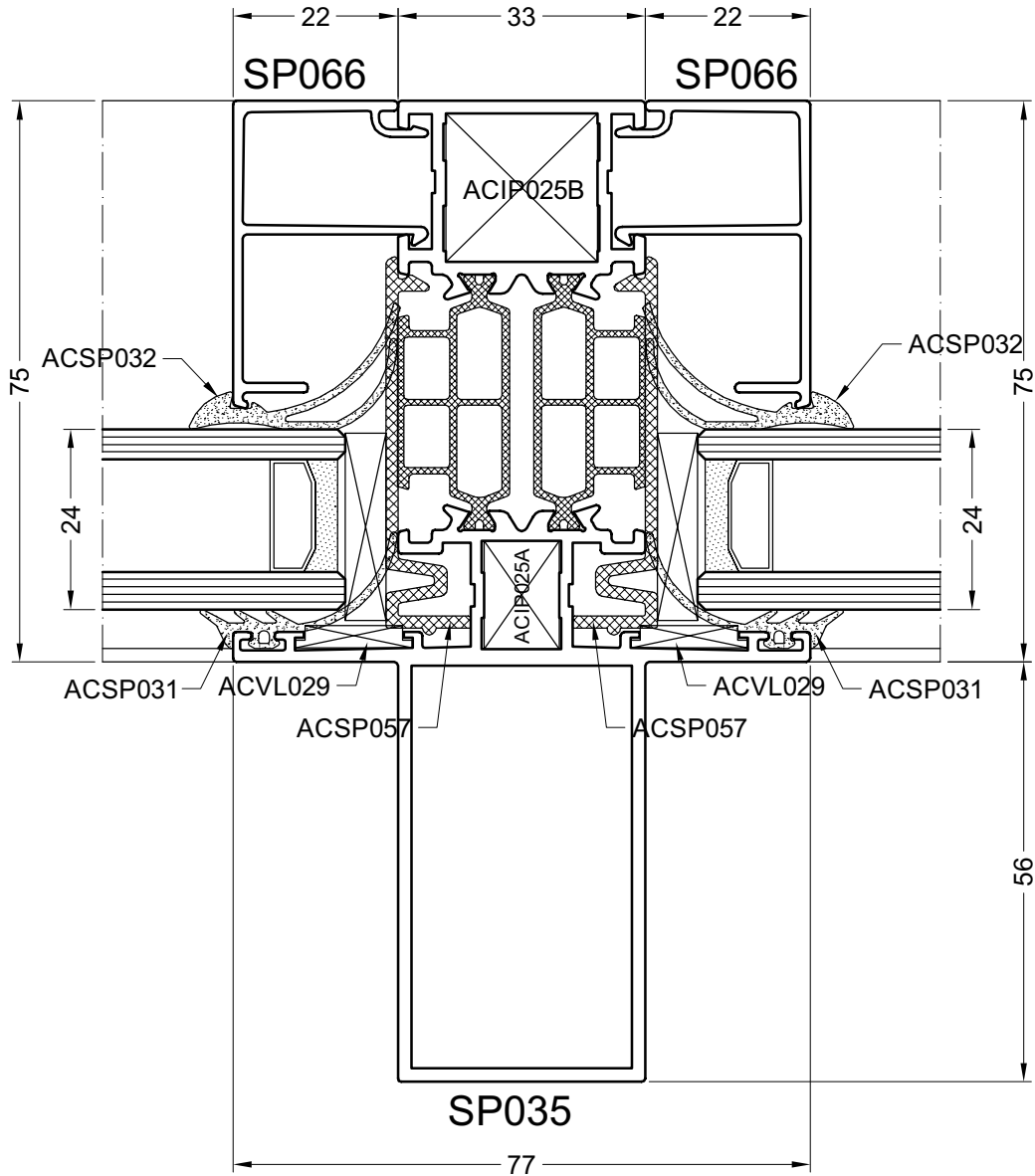
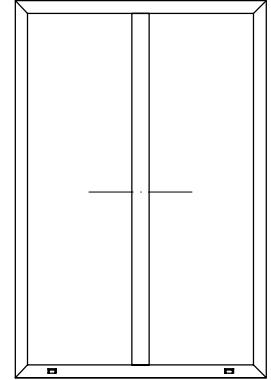
DOORSNEDE - COUPE - SCHNITT - SECTION



door3c

3D

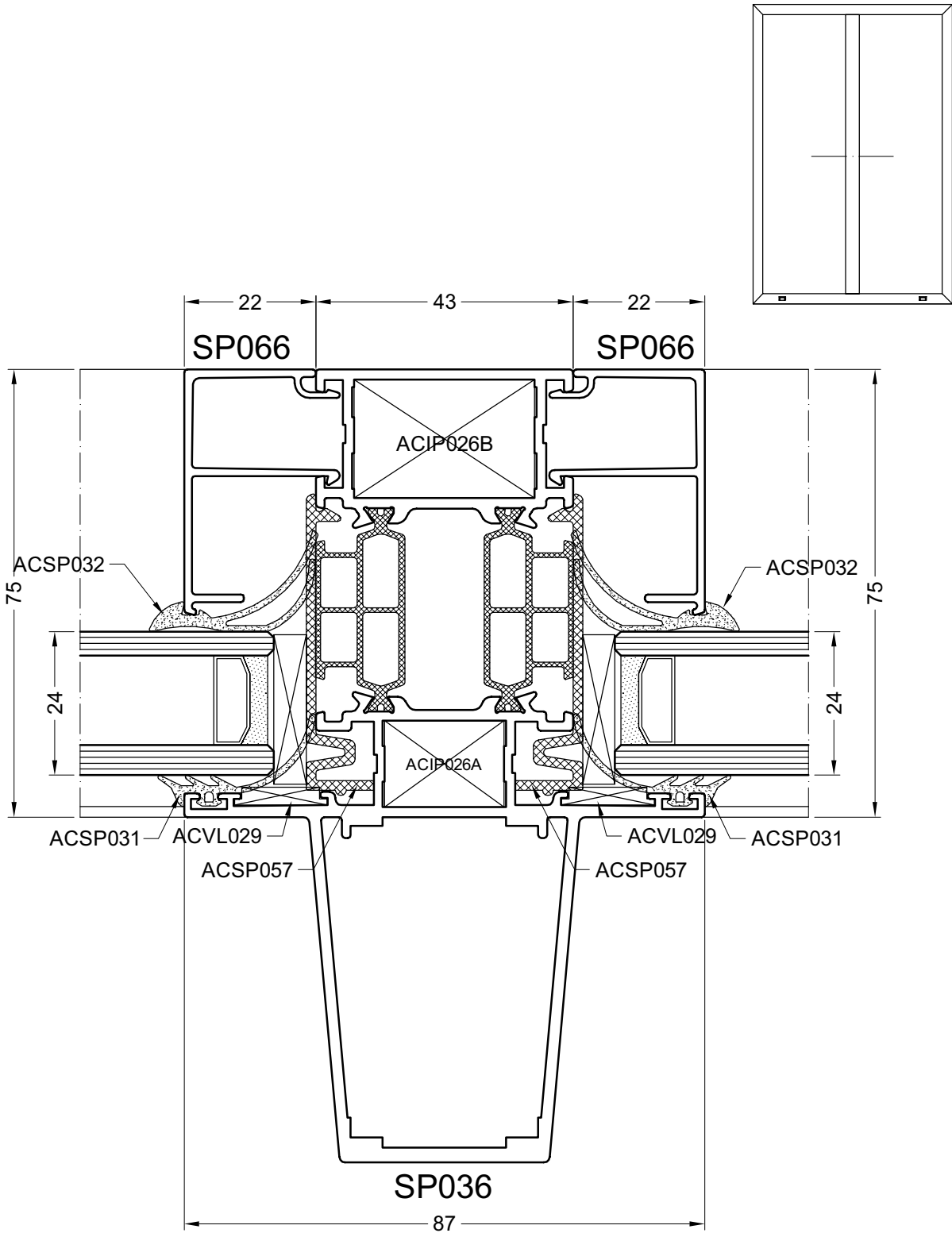
DOORSNEDE - COUPE - SCHNITT - SECTION



door3d

3E

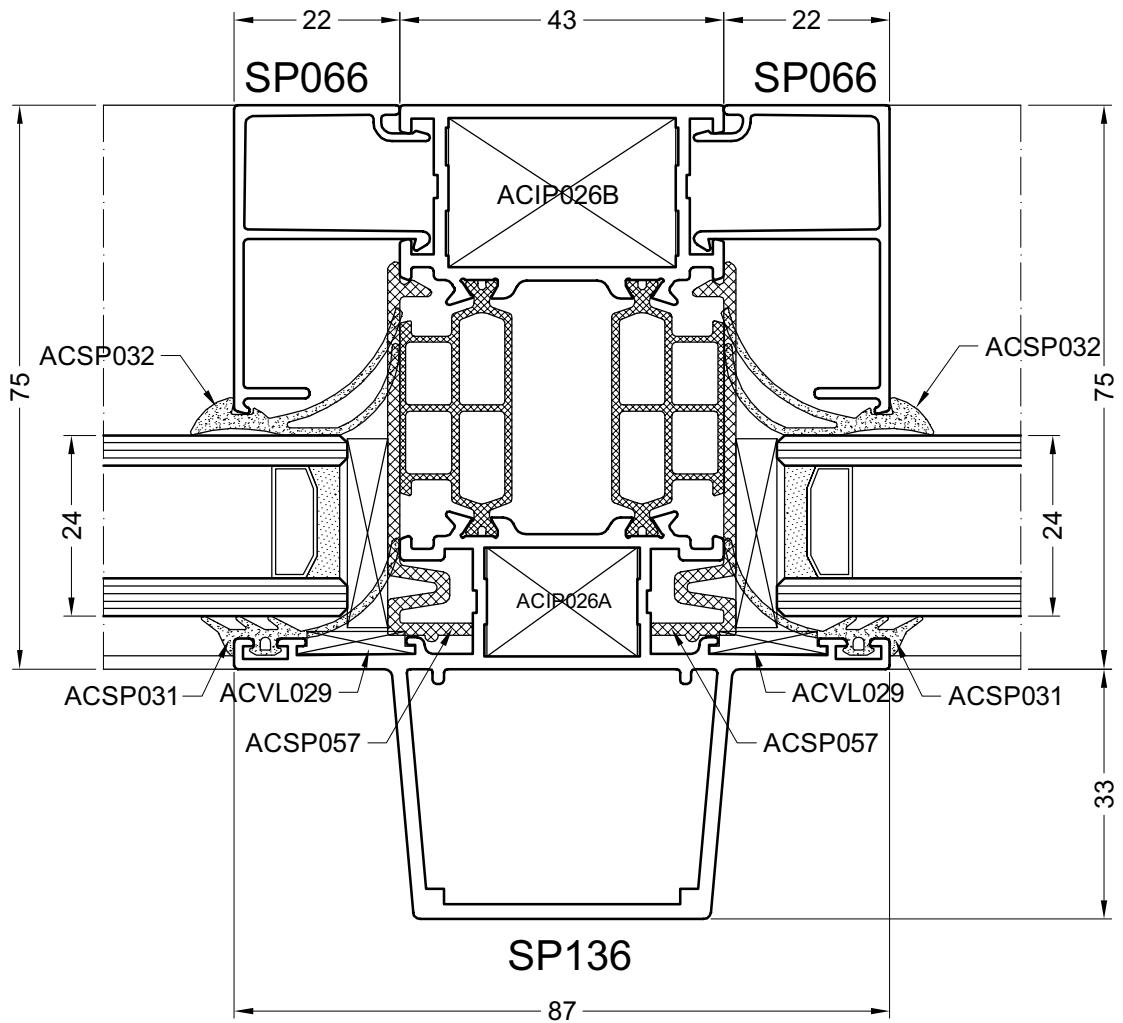
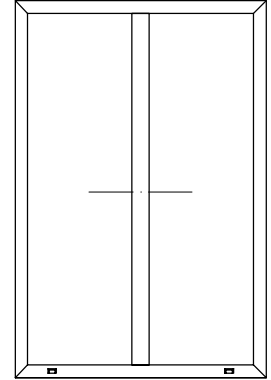
DOORSNEDE - COUPE - SCHNITT - SECTION



door3e

3F

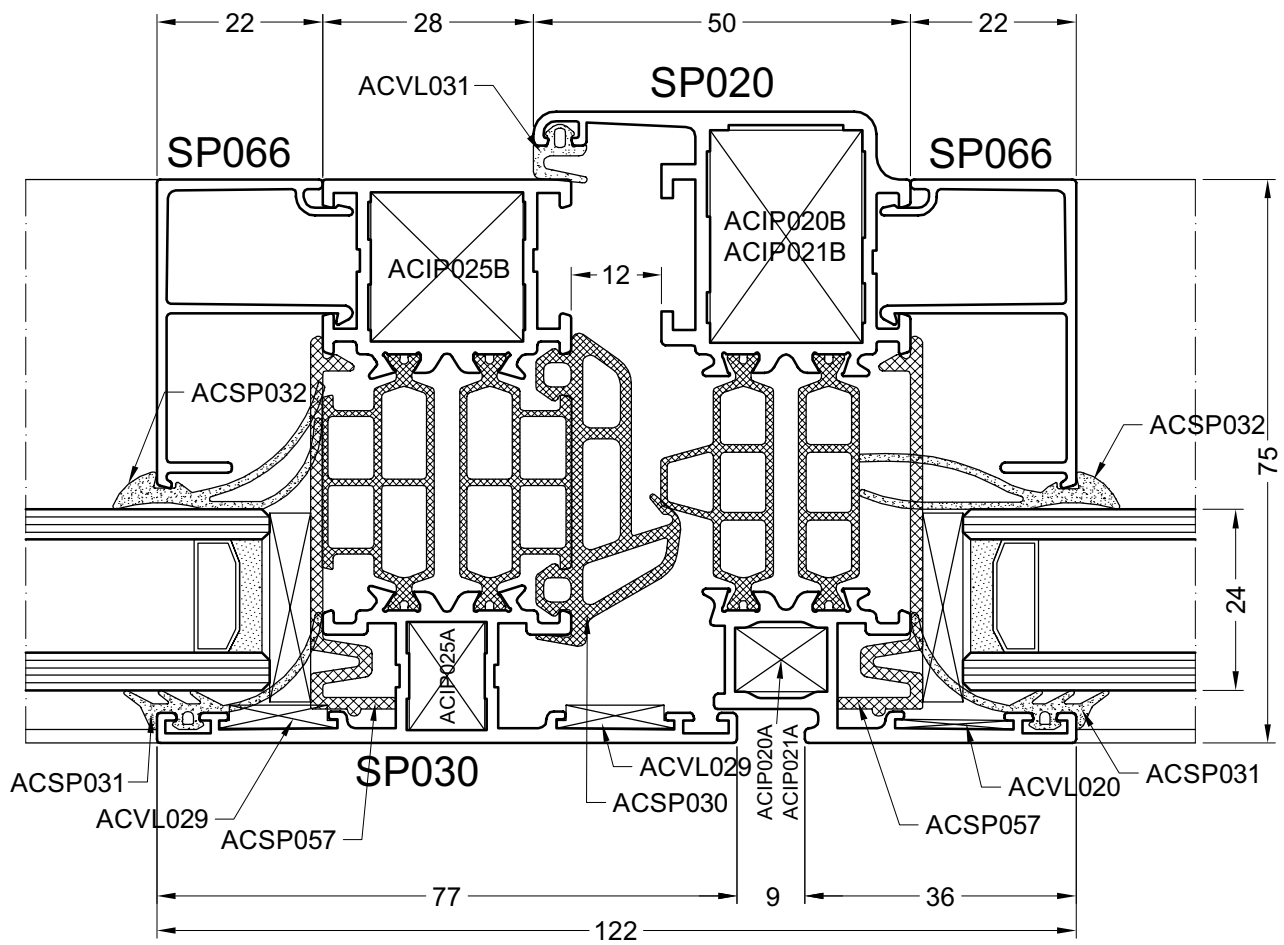
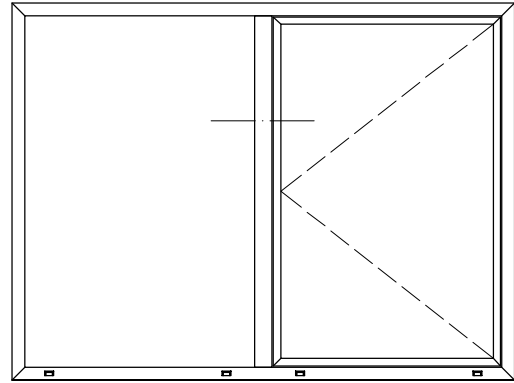
DOORSNEDE - COUPE - SCHNITT - SECTION



door3f

4A

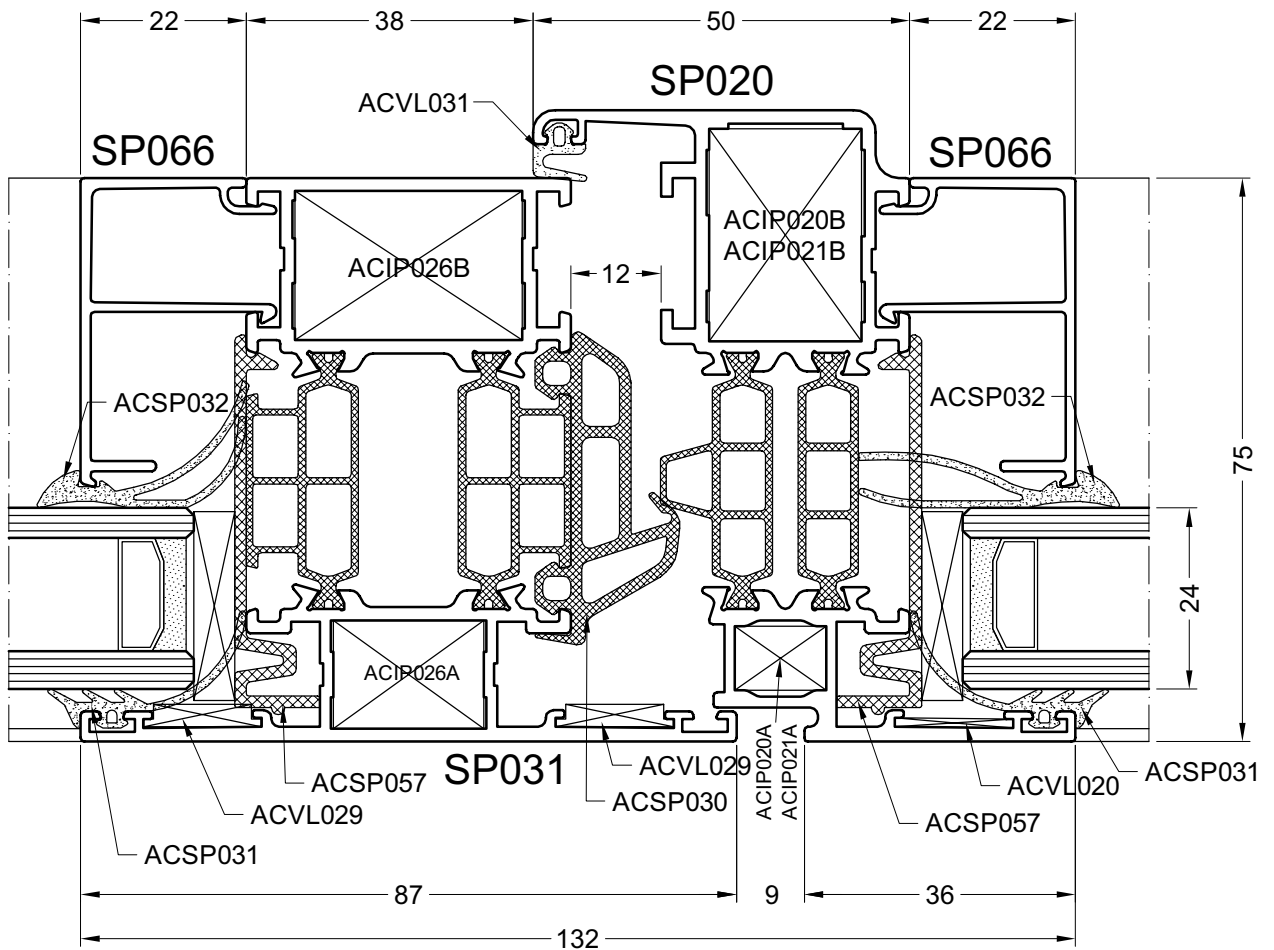
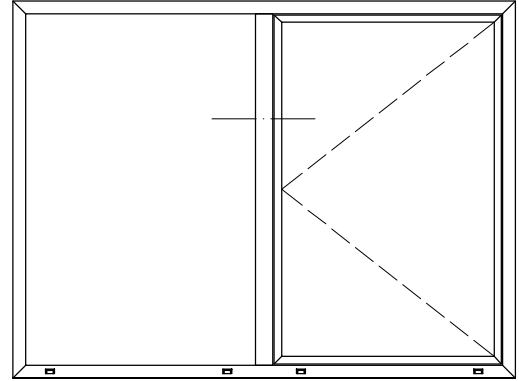
DOORSNEDE - COUPE - SCHNITT - SECTION



door4a

4B

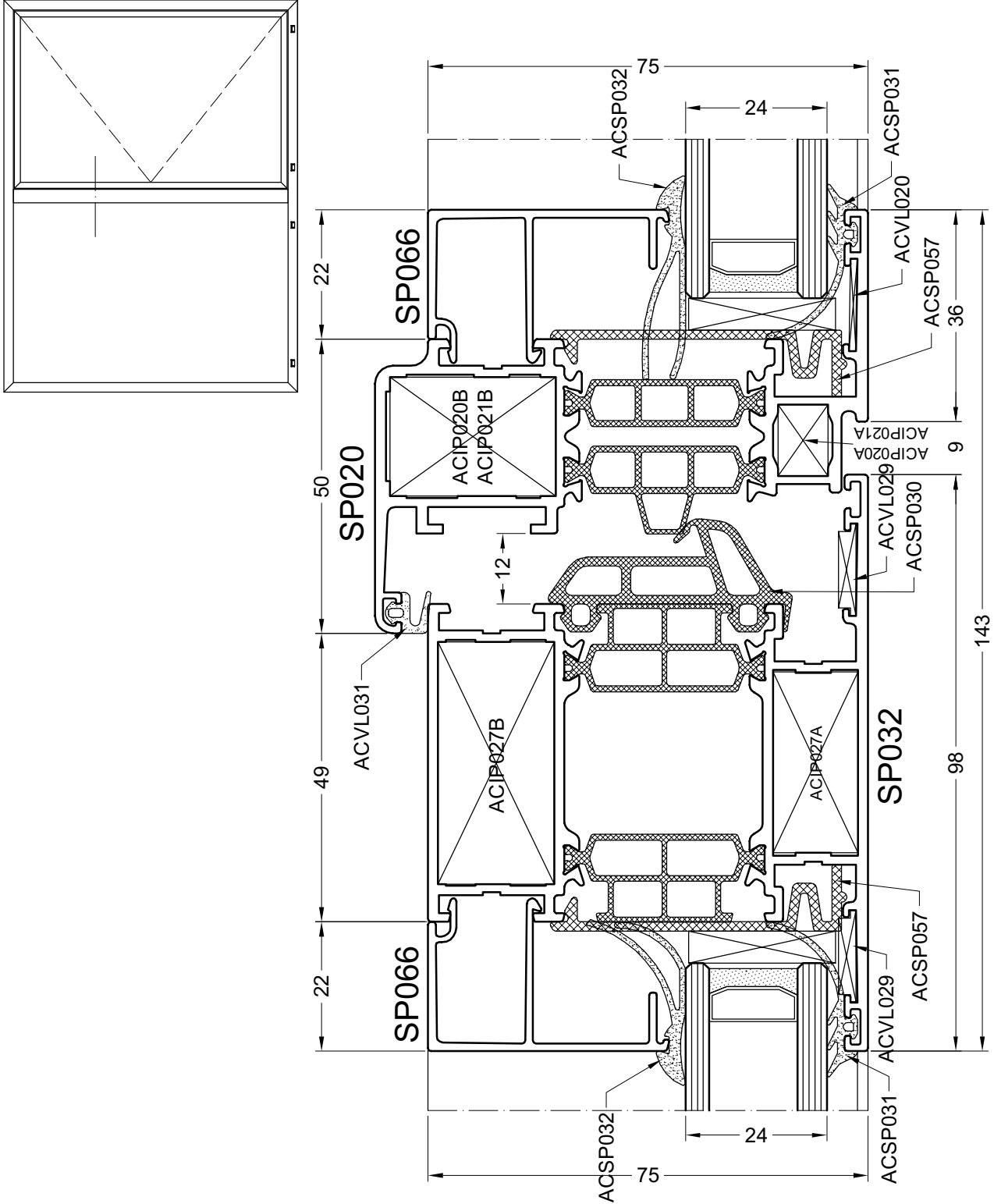
DOORSNEDE - COUPE - SCHNITT - SECTION



door4b

4C

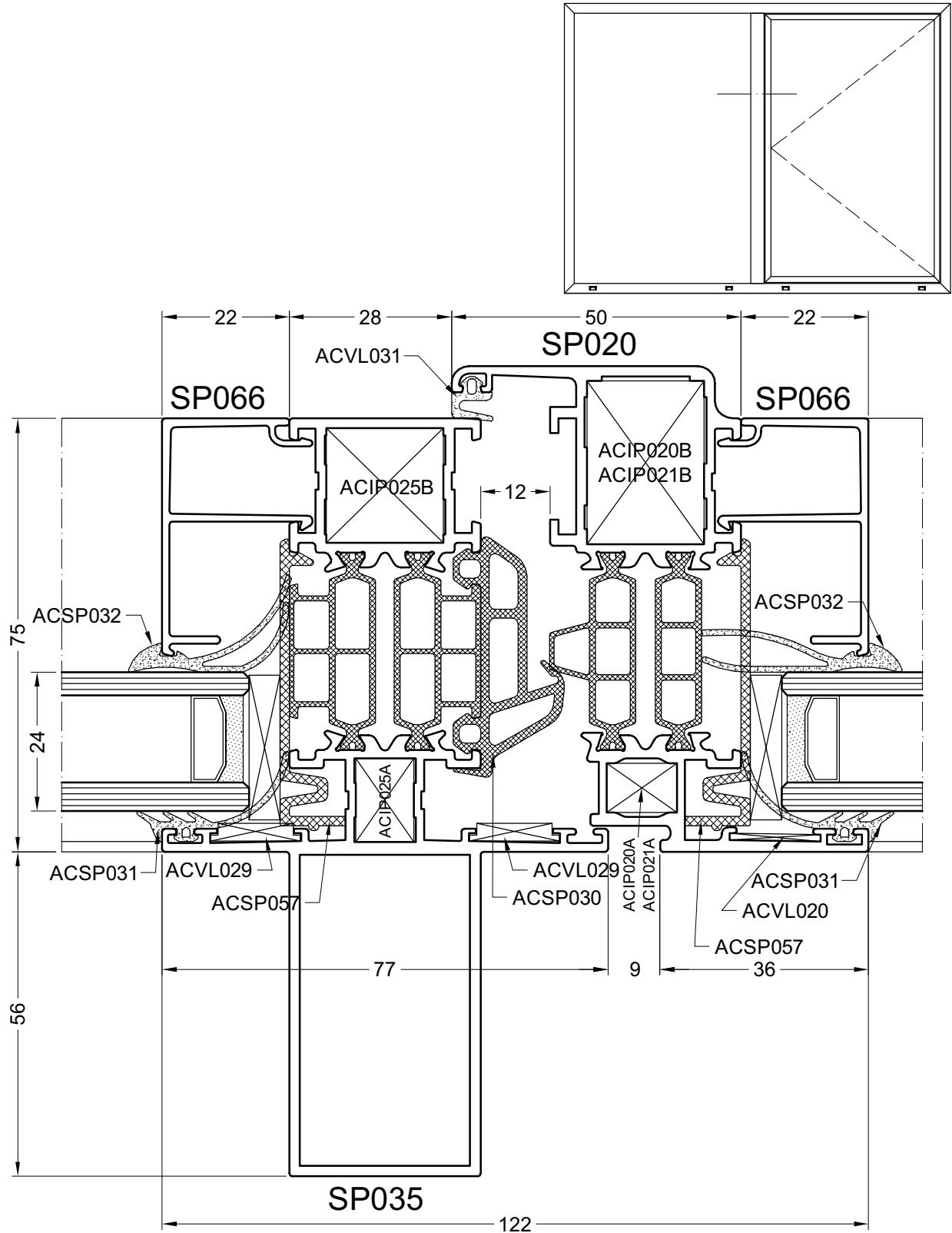
DOORSNEDE - COUPE - SCHNITT - SECTION



door4c

4D

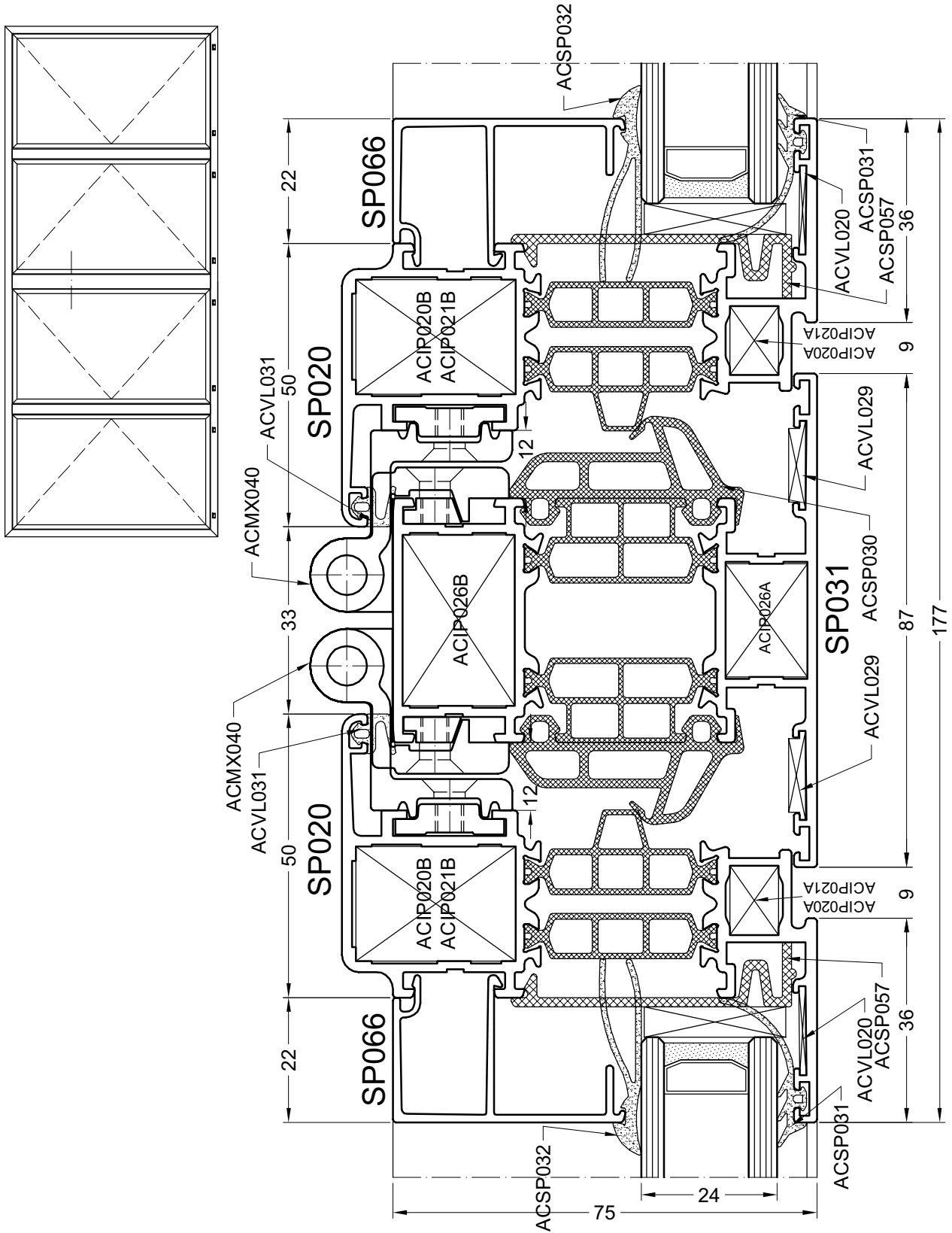
DOORSNEDE - COUPE - SCHNITT - SECTION



door4d

5A

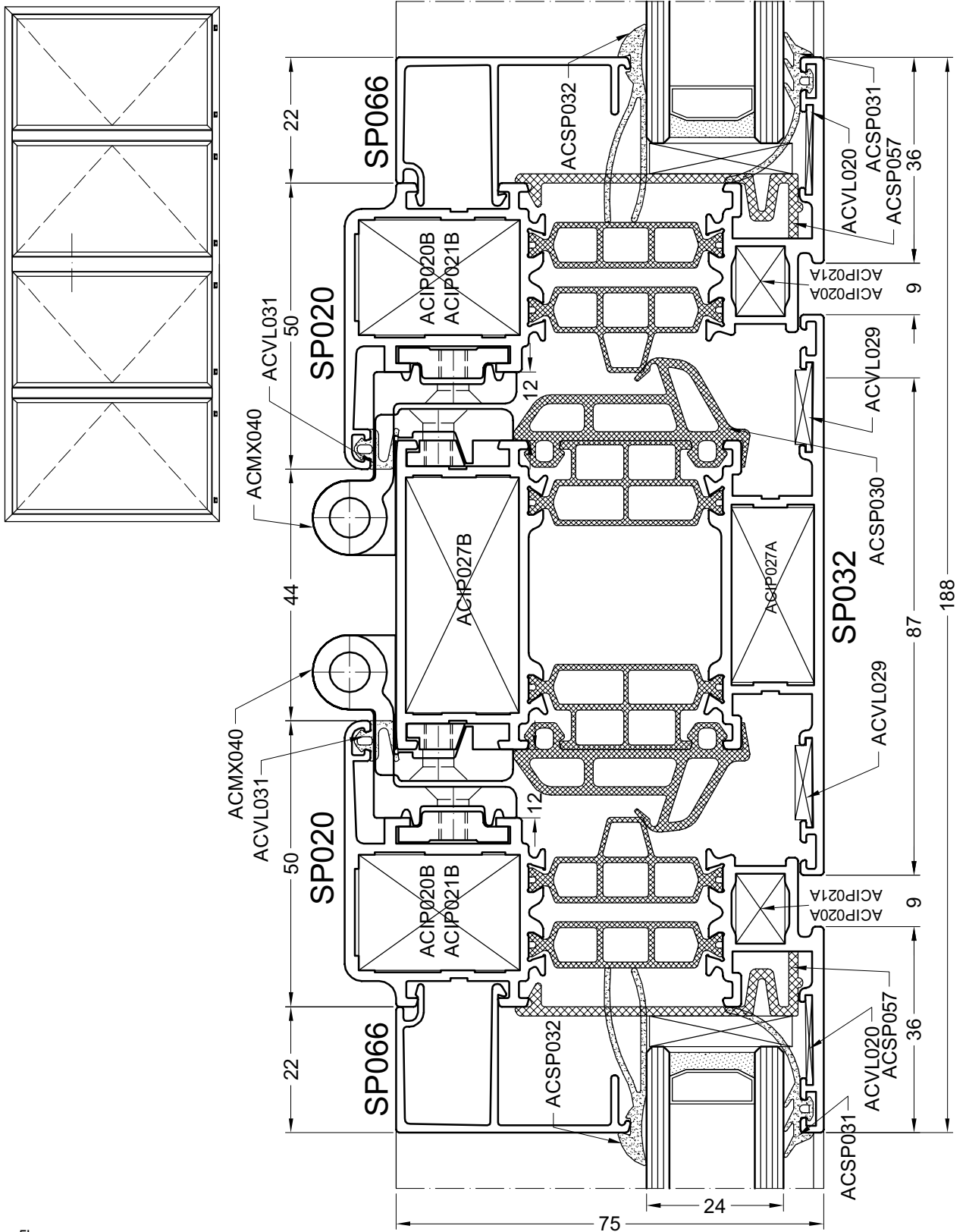
DOORSNEDE - COUPE - SCHNITT - SECTION



door5a

5B

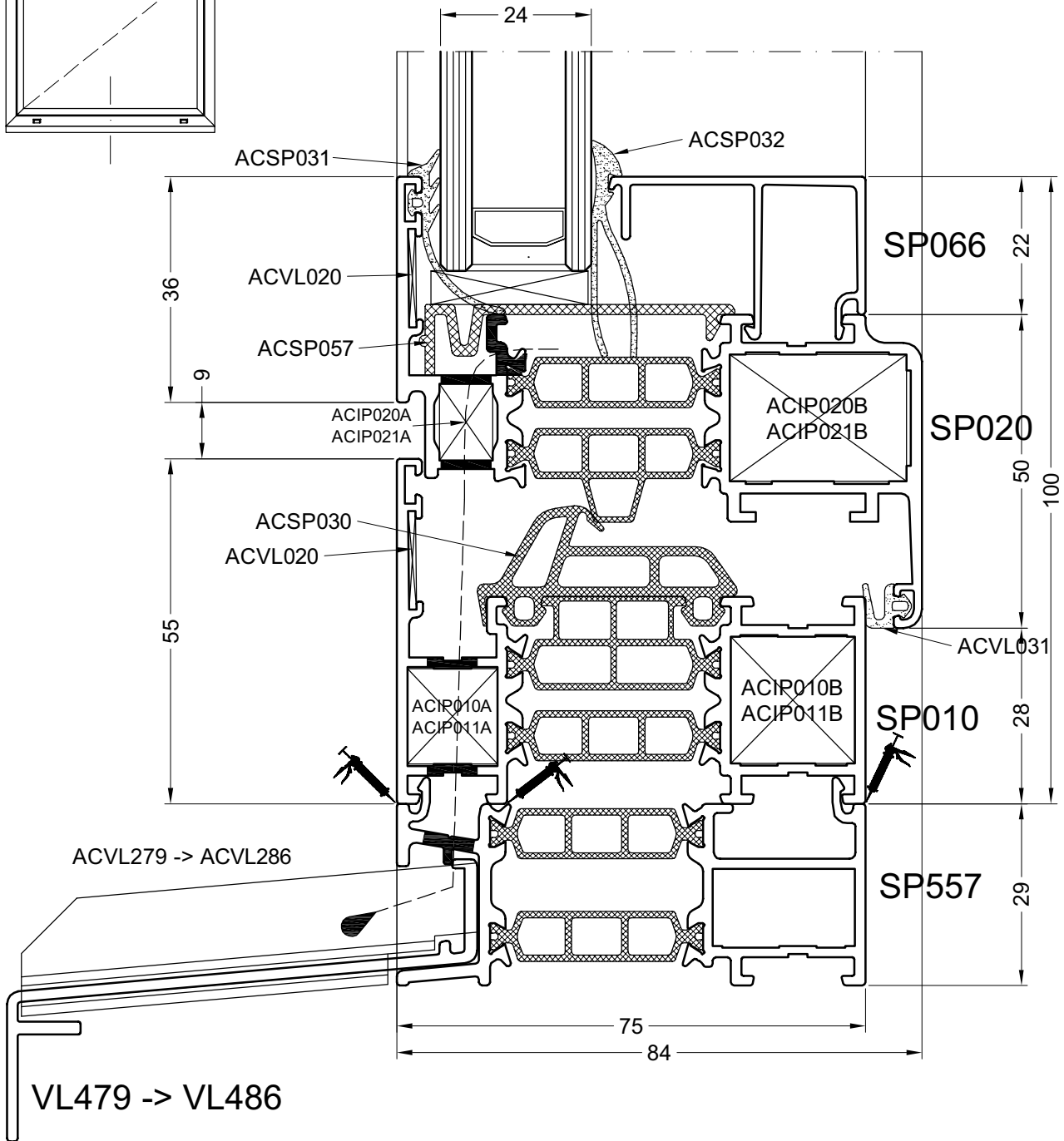
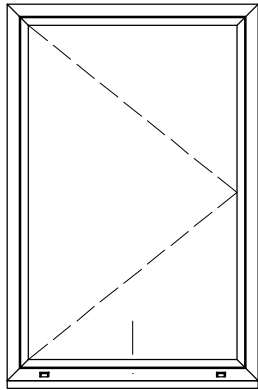
DOORSNEDE - COUPE - SCHNITT - SECTION



door5b

7A

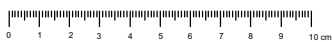
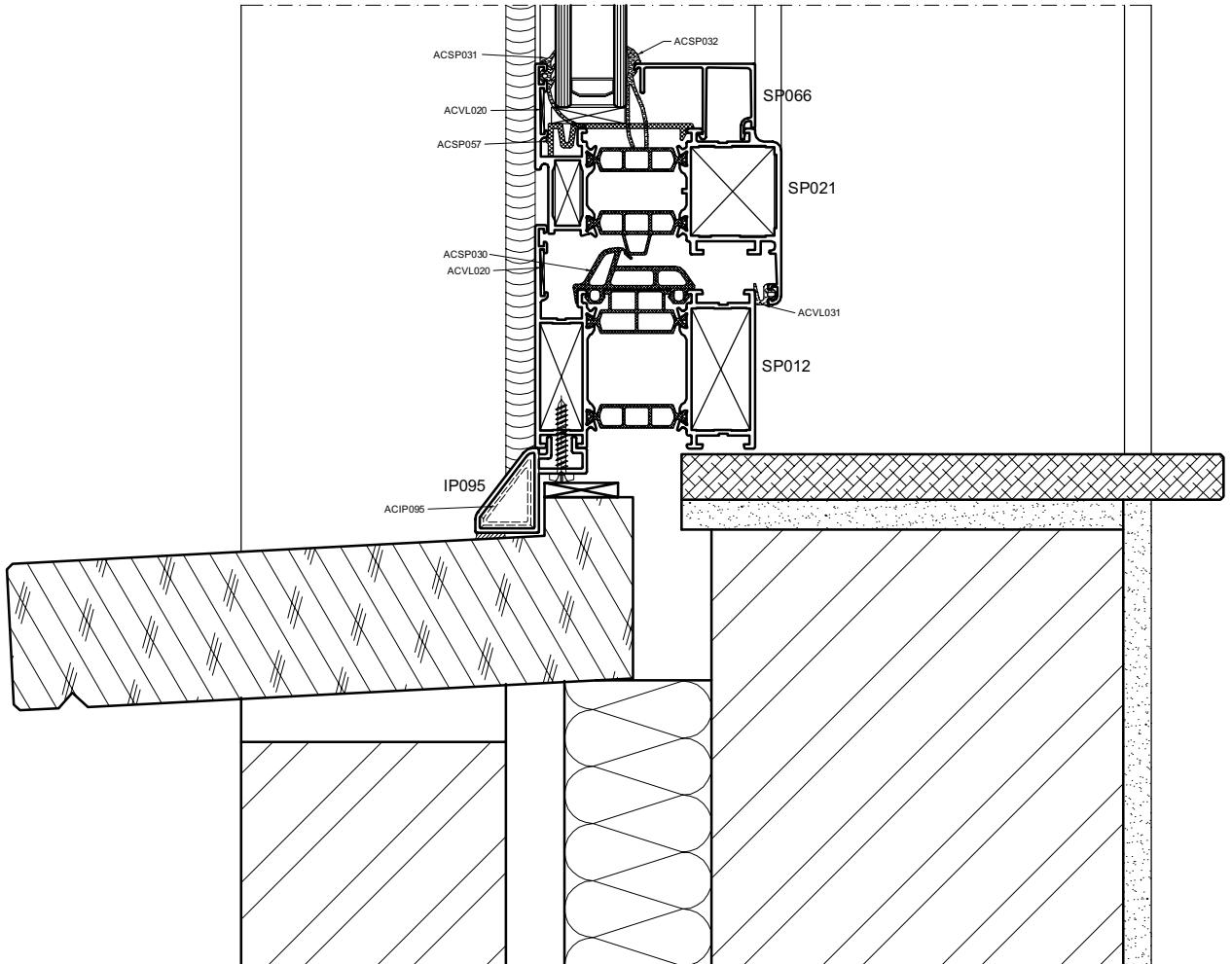
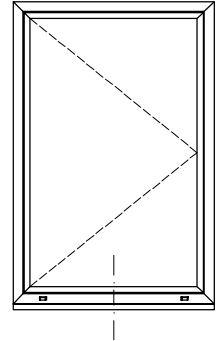
DOORSNEDE - COUPE - SCHNITT - SECTION



door7a

7B

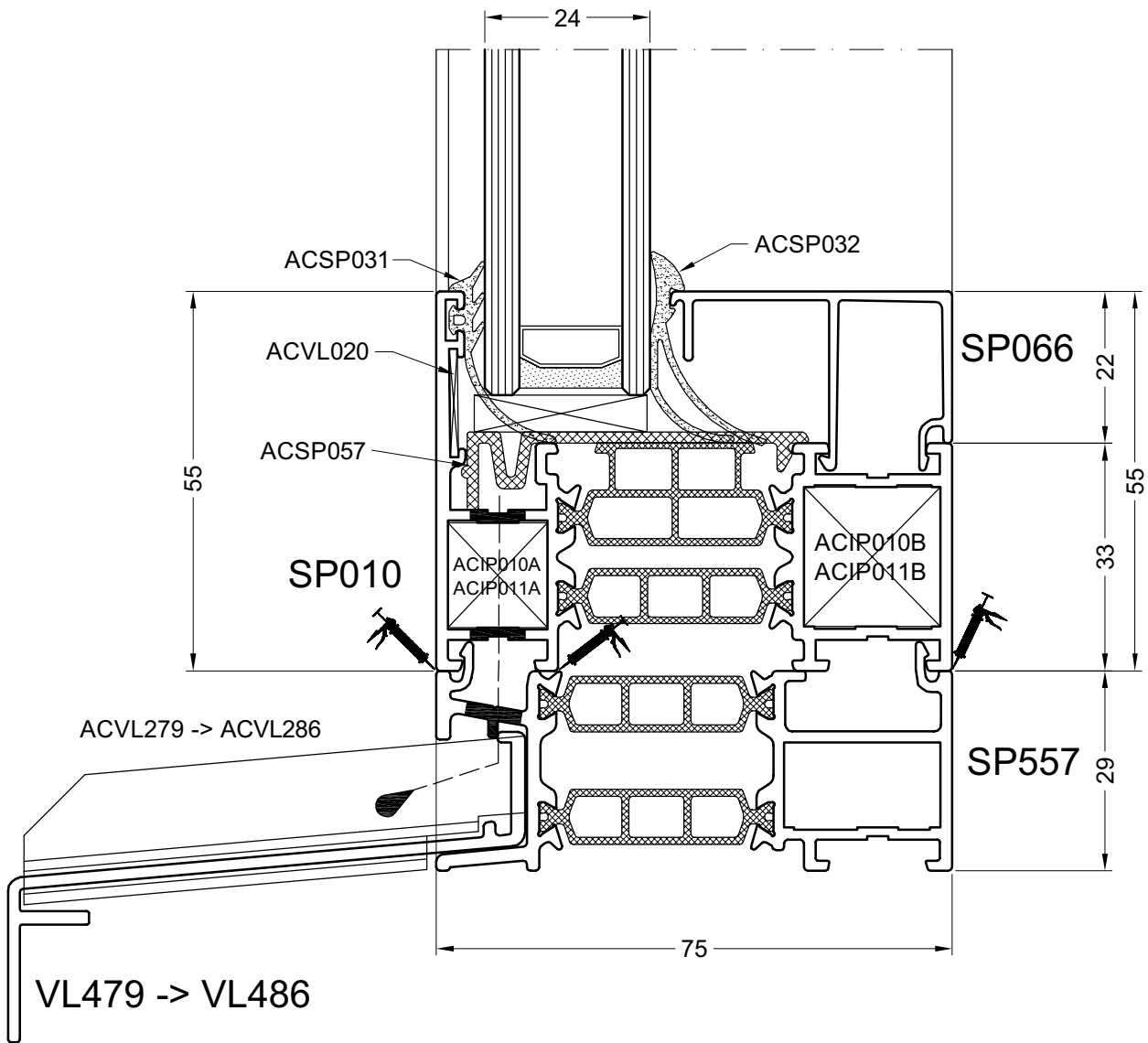

DOORSNEDE - COUPE - SCHNITT - SECTION



door7b

8A

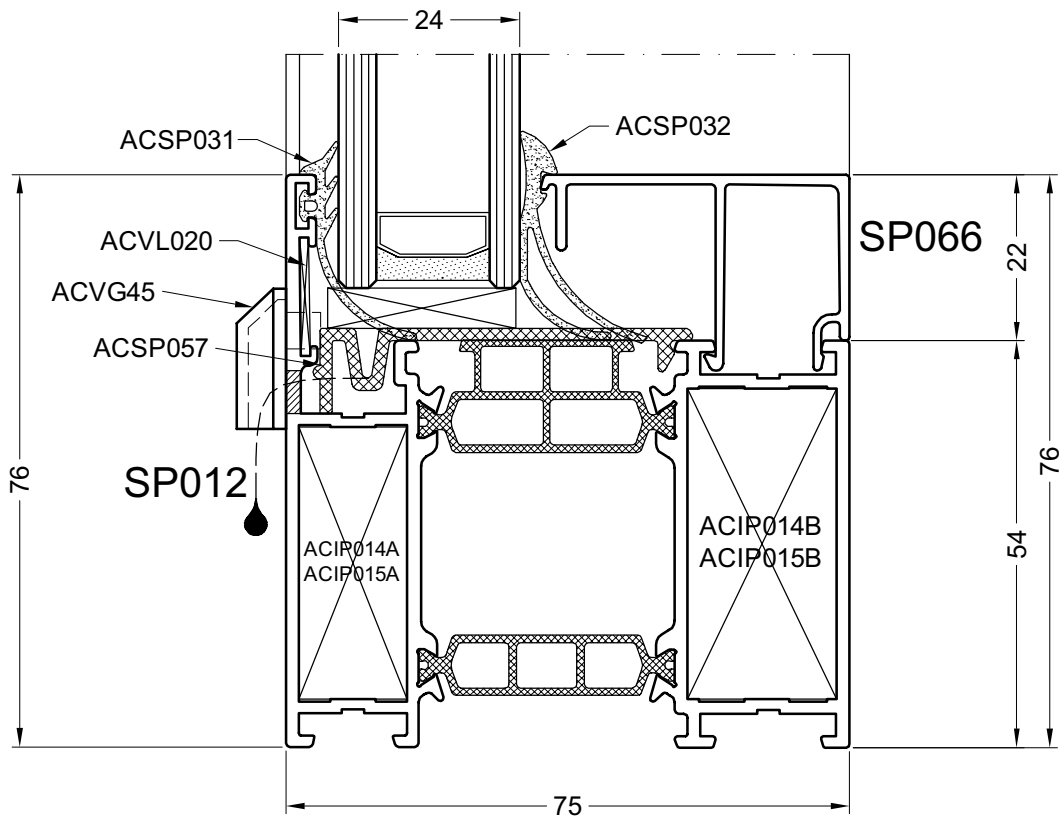

DOORSNEDE - COUPE - SCHNITT - SECTION



door8a

8B

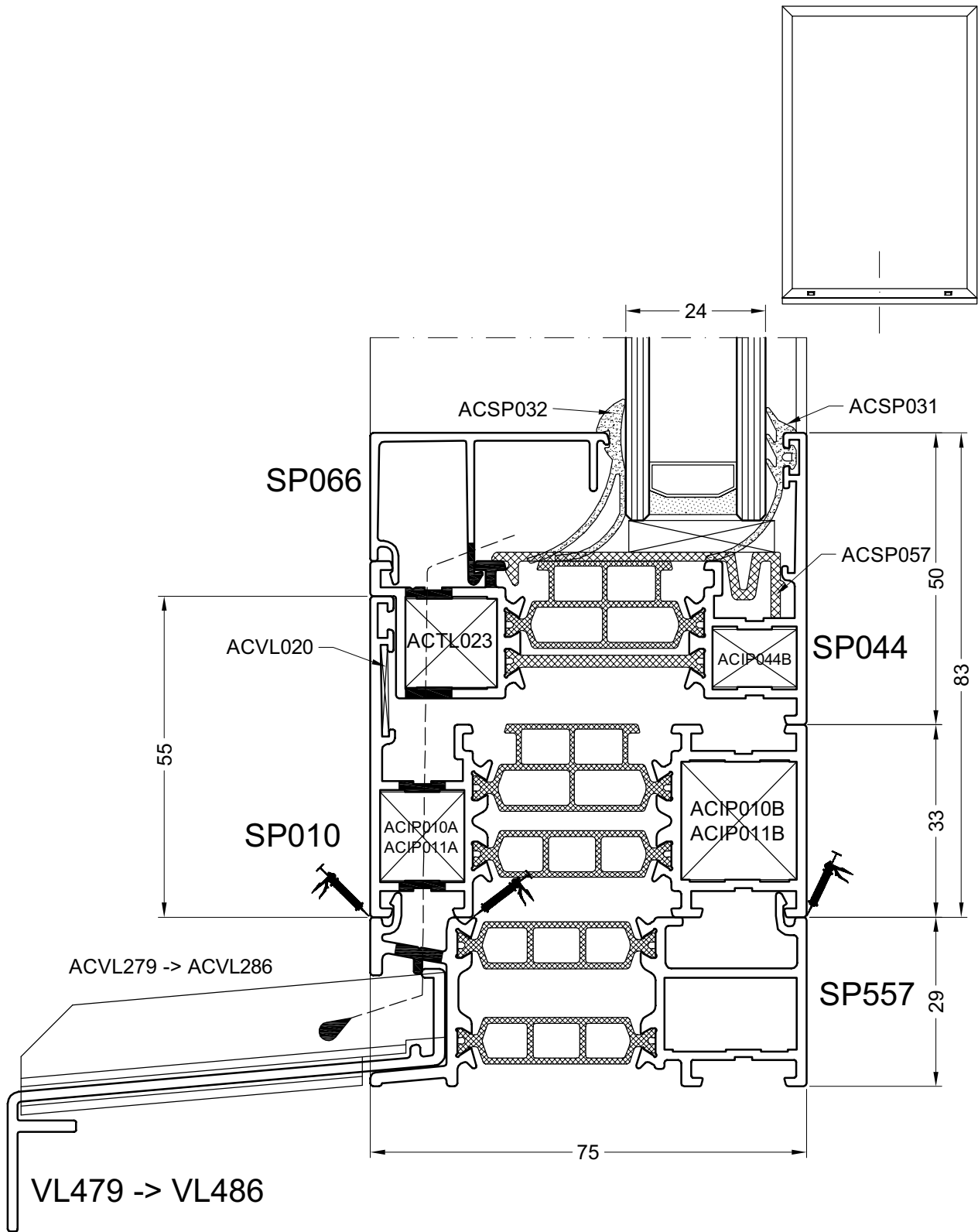
DOORSNEDE - COUPE - SCHNITT - SECTION



door8b

8C

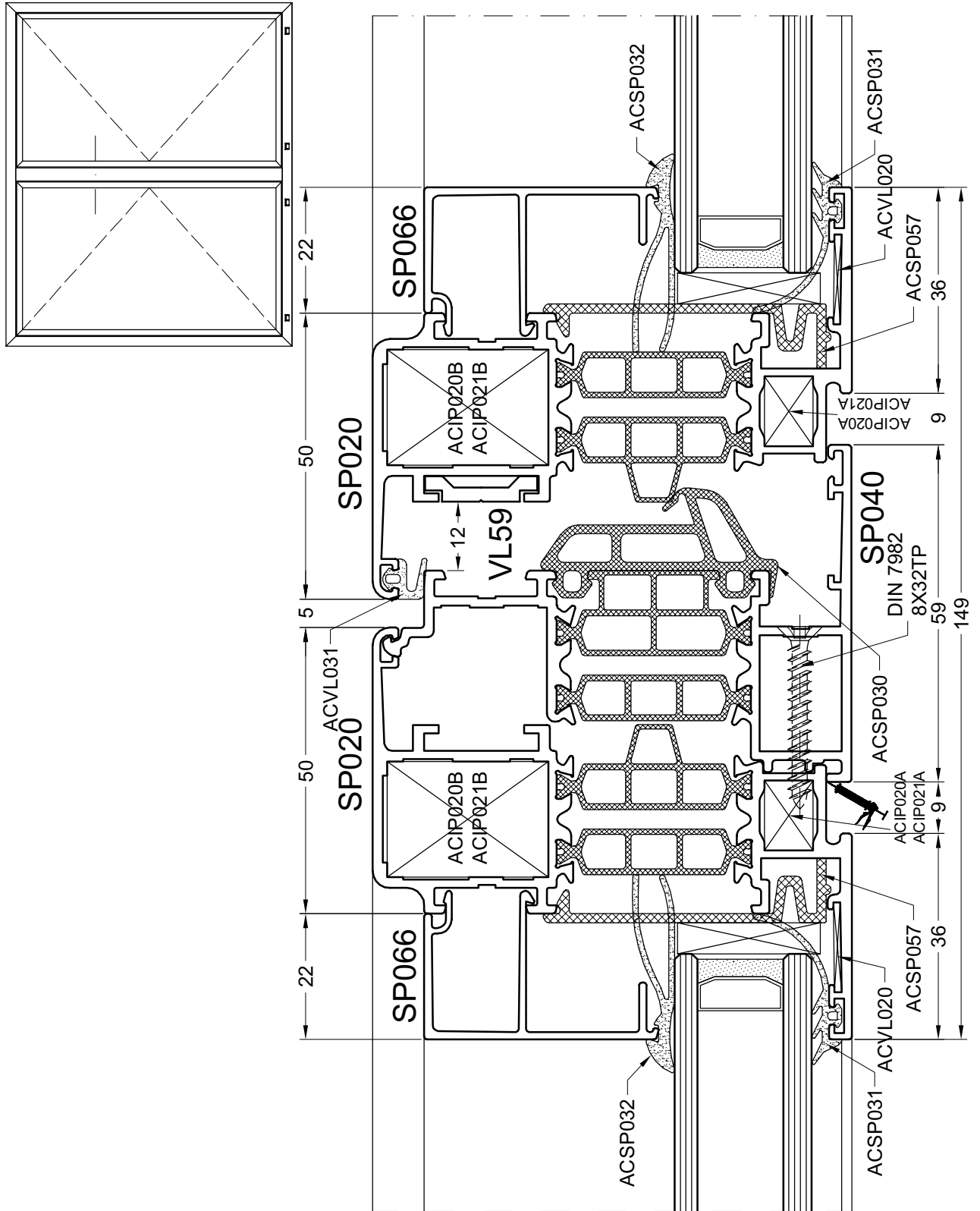
DOORSNEDE - COUPE - SCHNITT - SECTION



door8c

9A

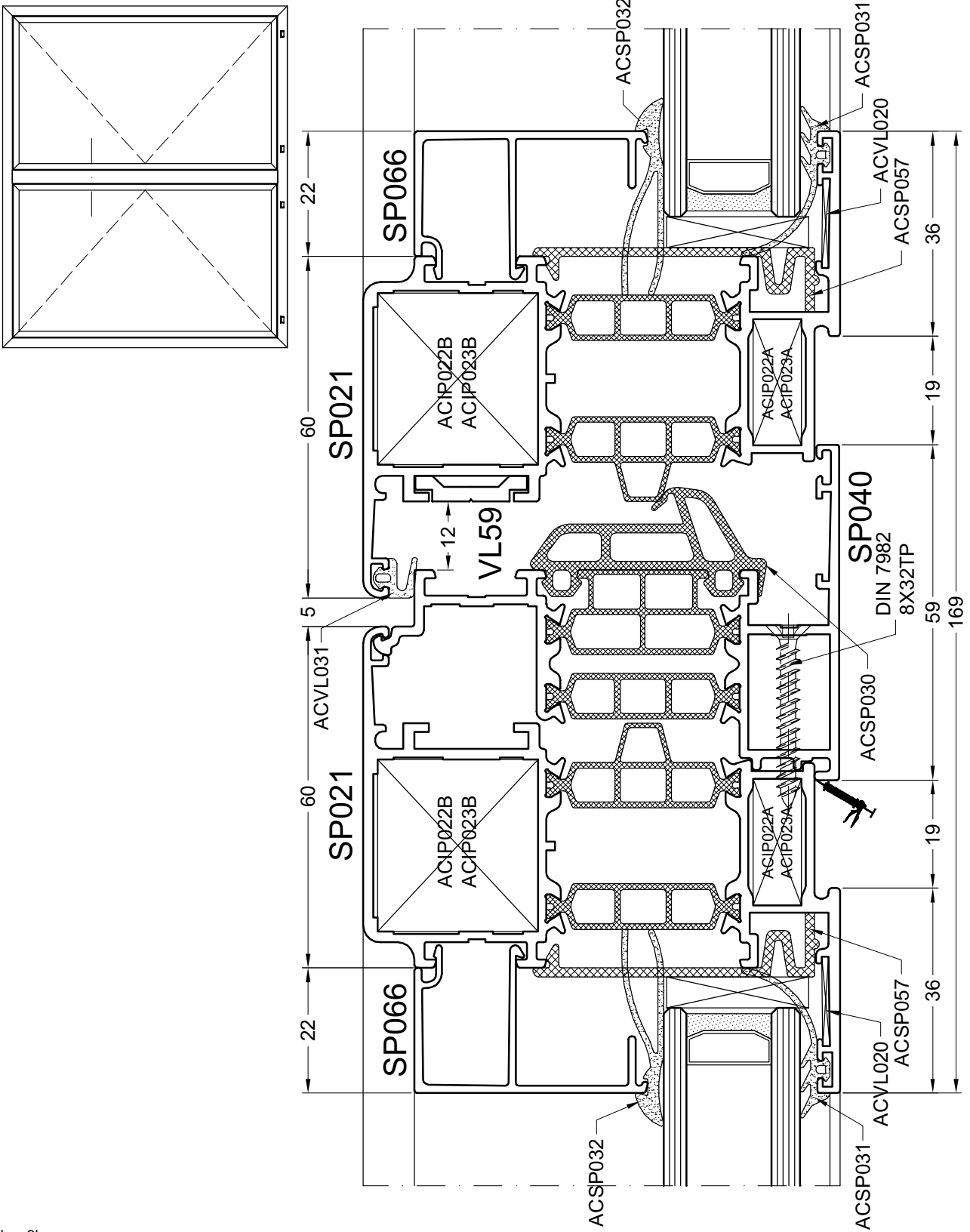
DOORSNEDE - COUPE - SCHNITT - SECTION



door9a

9B

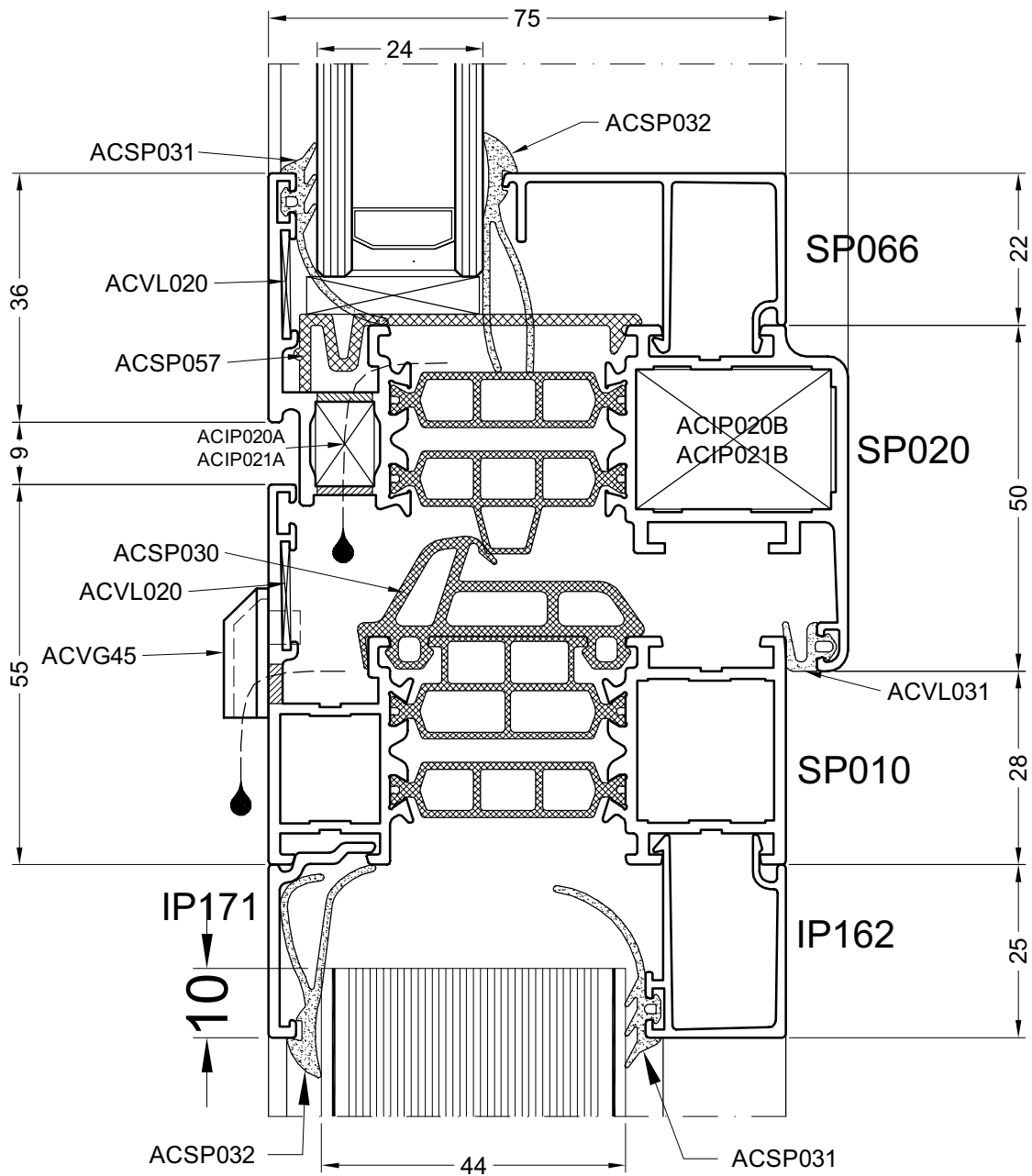
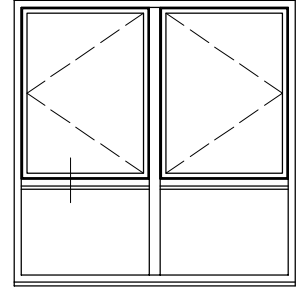
DOORSNEDE - COUPE - SCHNITT - SECTION



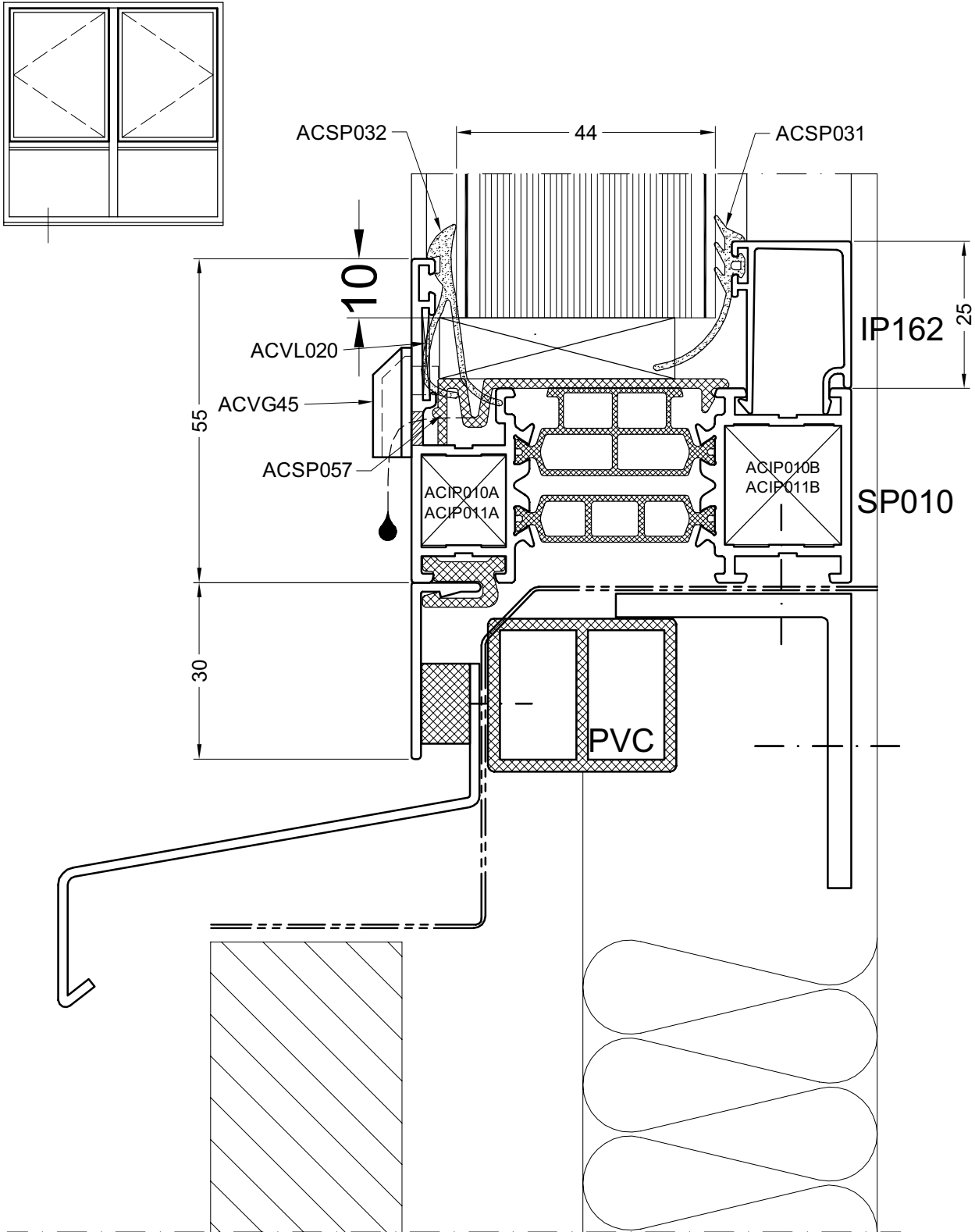
door9b

10

DOORSNEDE - COUPE - SCHNITT - SECTION



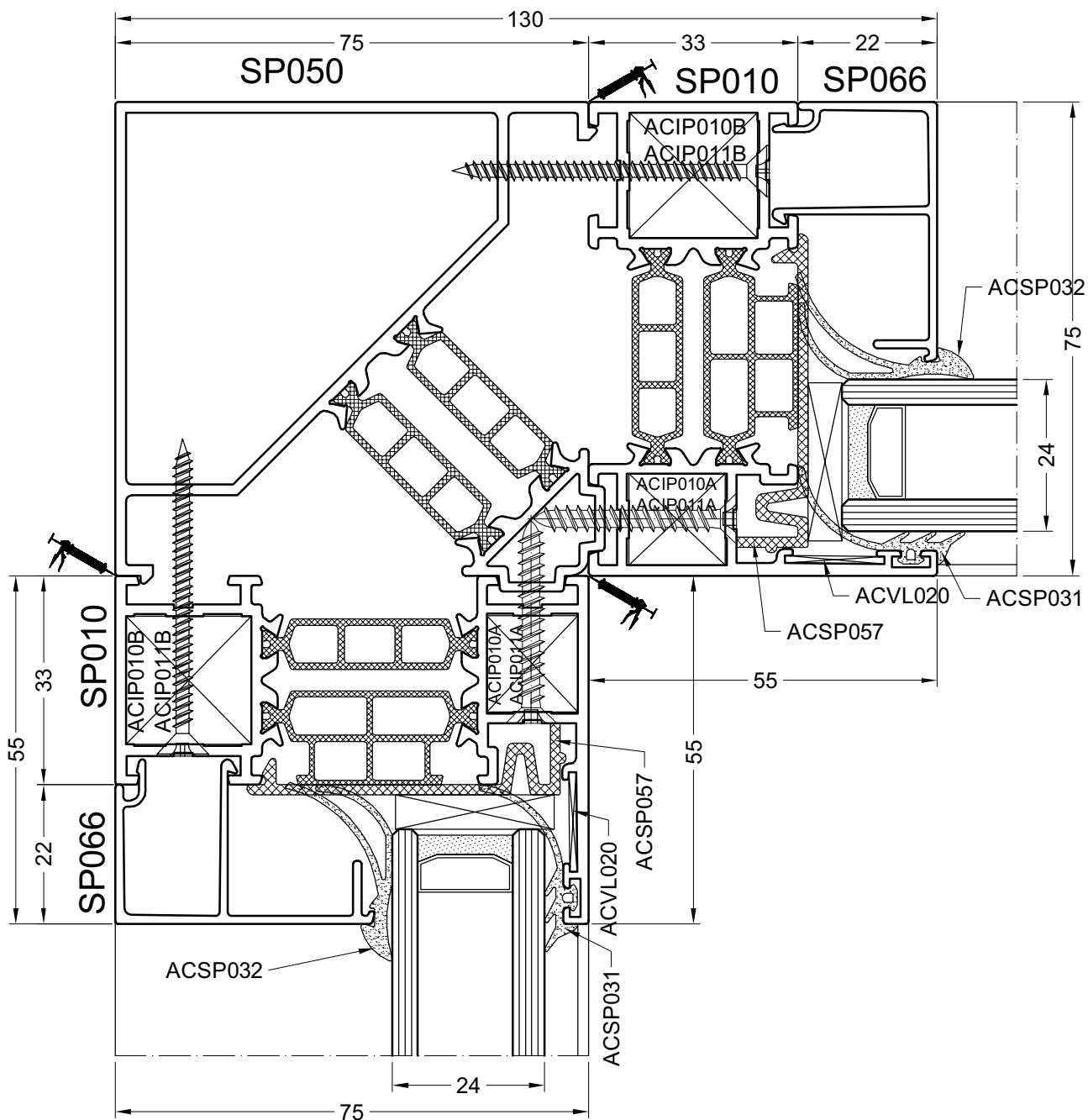

door10



door11

12A

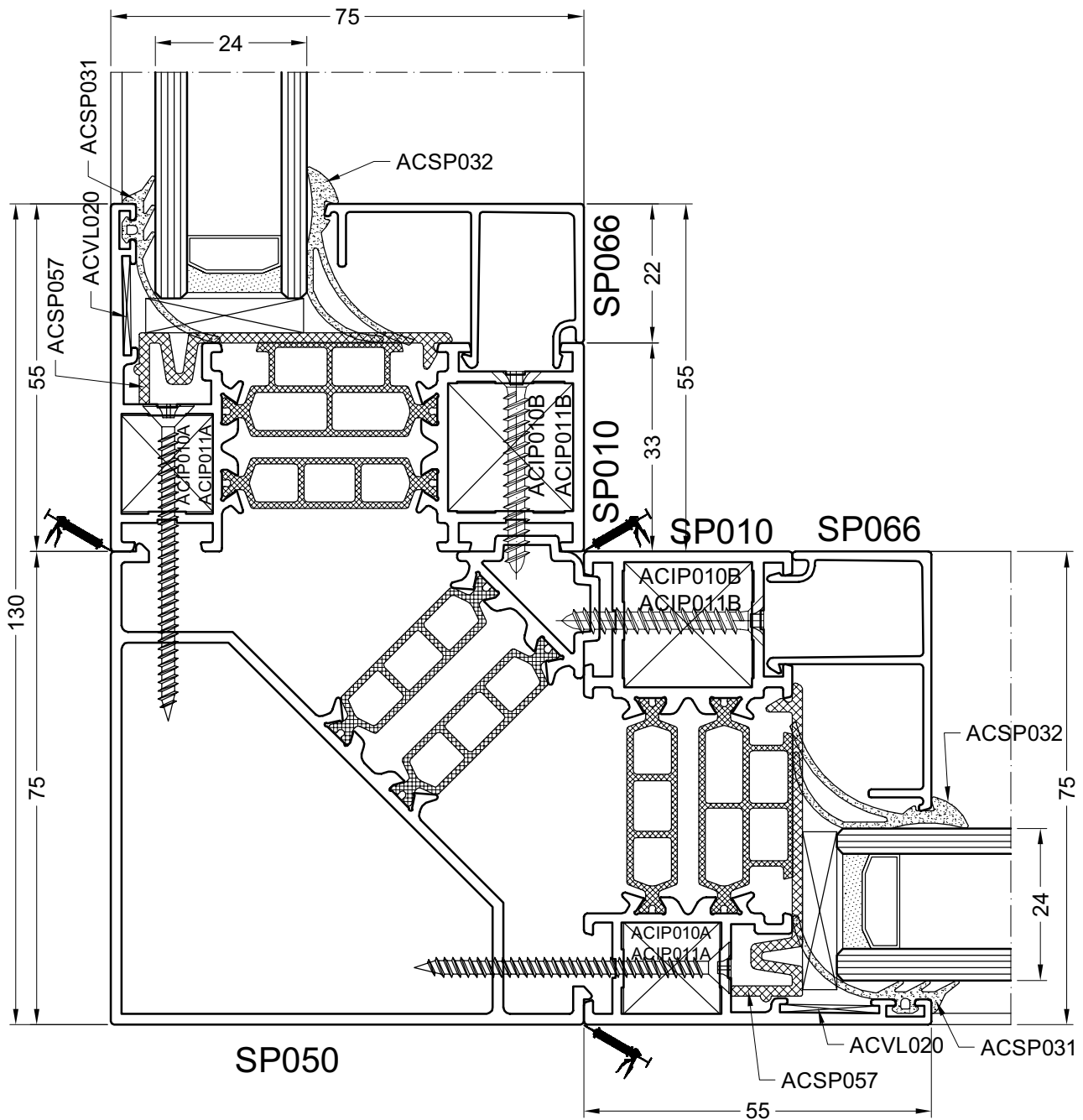

DOORSNEDE - COUPE - SCHNITT - SECTION



Door12a

12B

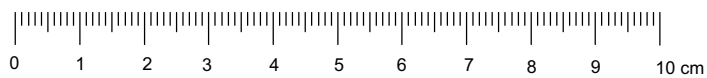
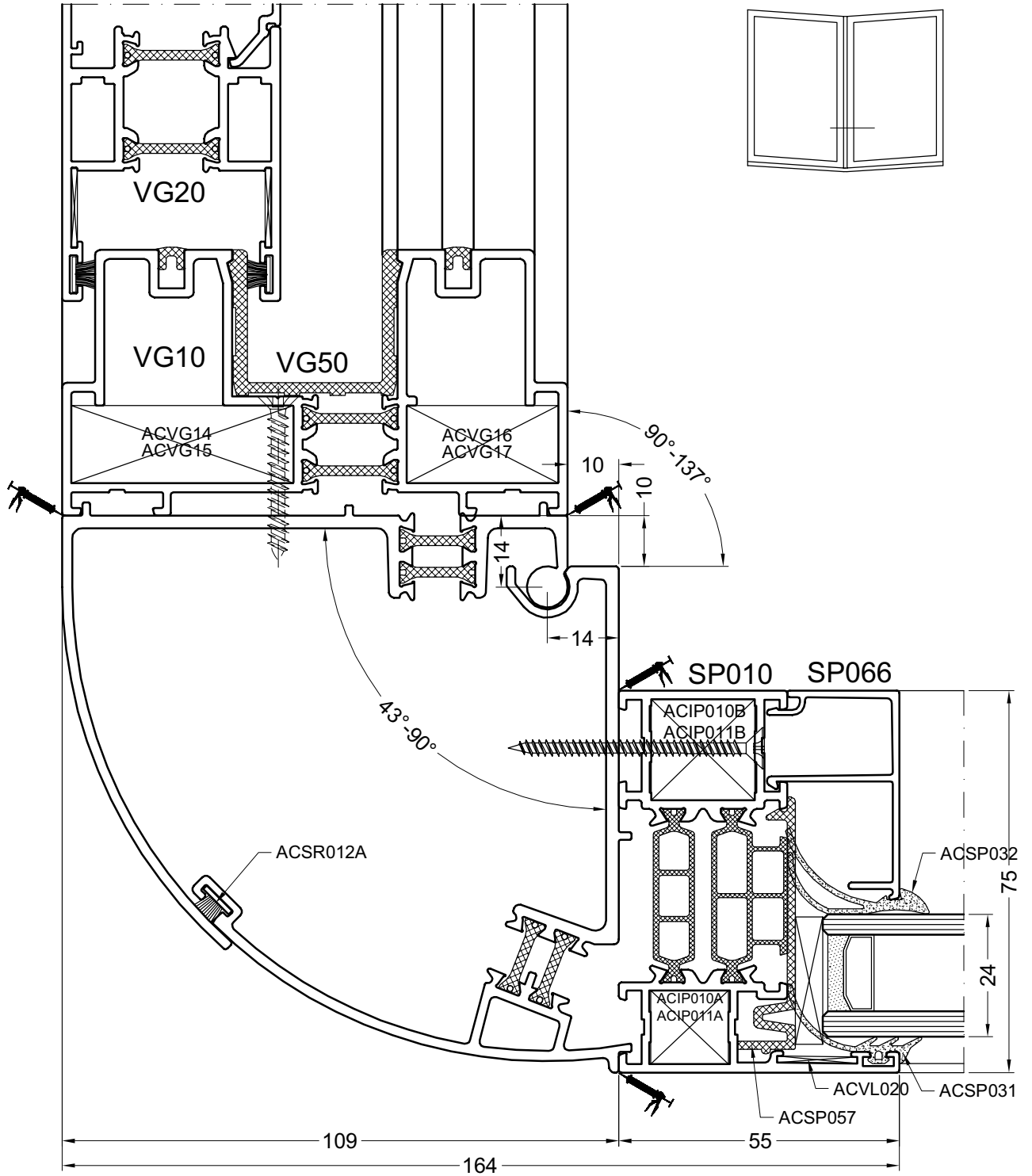
DOORSNEDE - COUPE - SCHNITT - SECTION



Door12b

12C

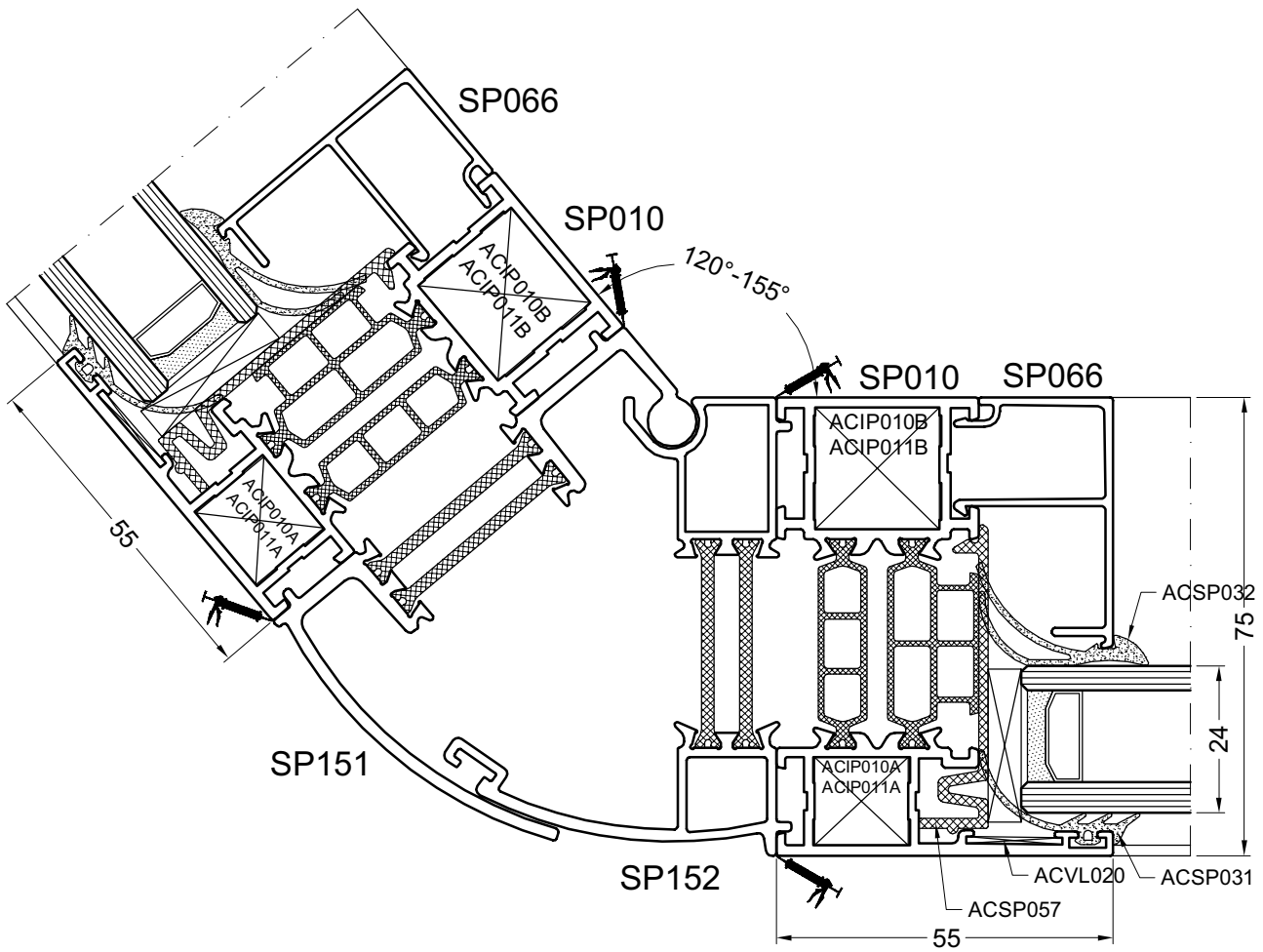

DOORSNEDE - COUPE - SCHNITT - SECTION



Door12c

12D

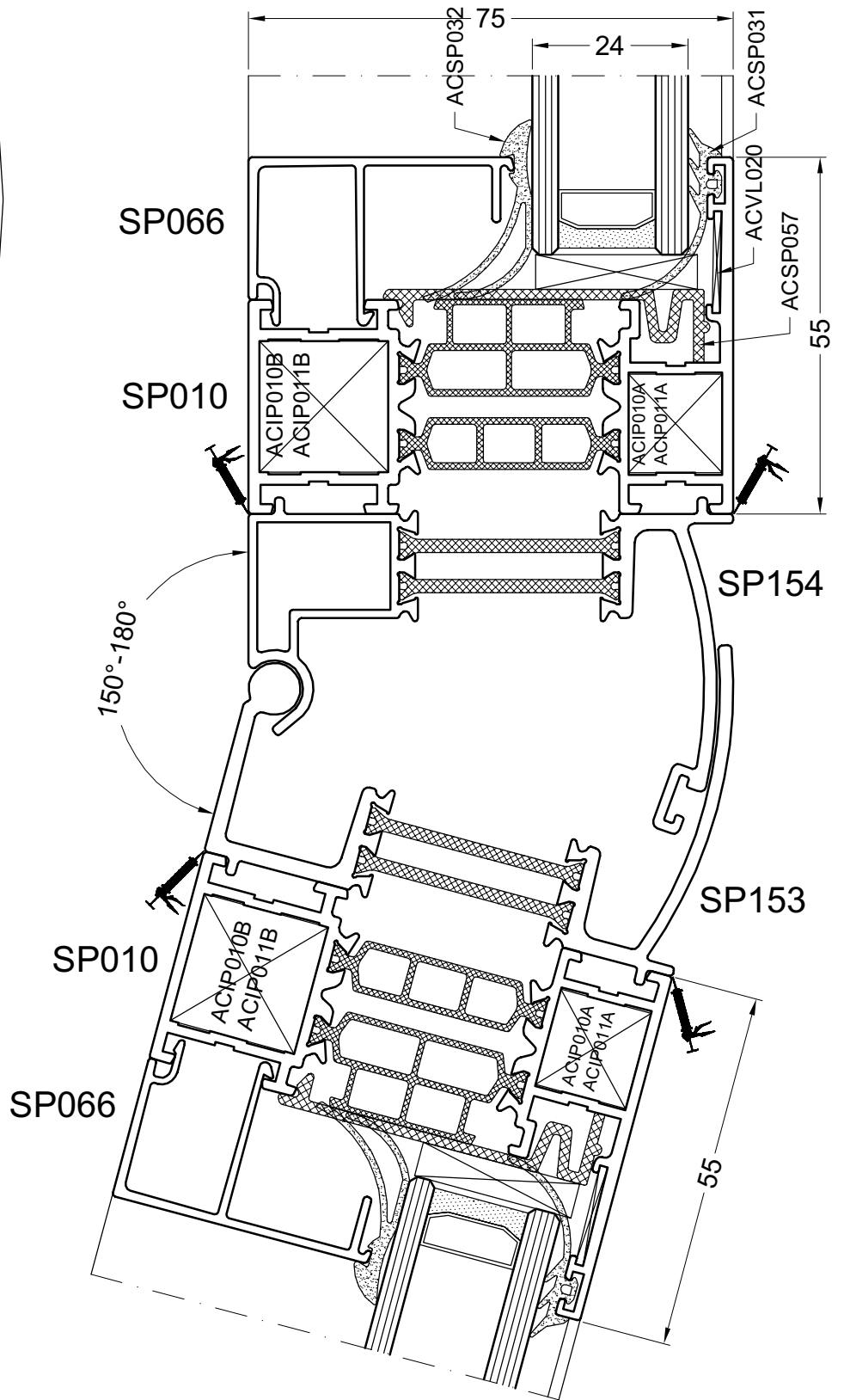

DOORSNEDE - COUPE - SCHNITT - SECTION



Door12d

12E

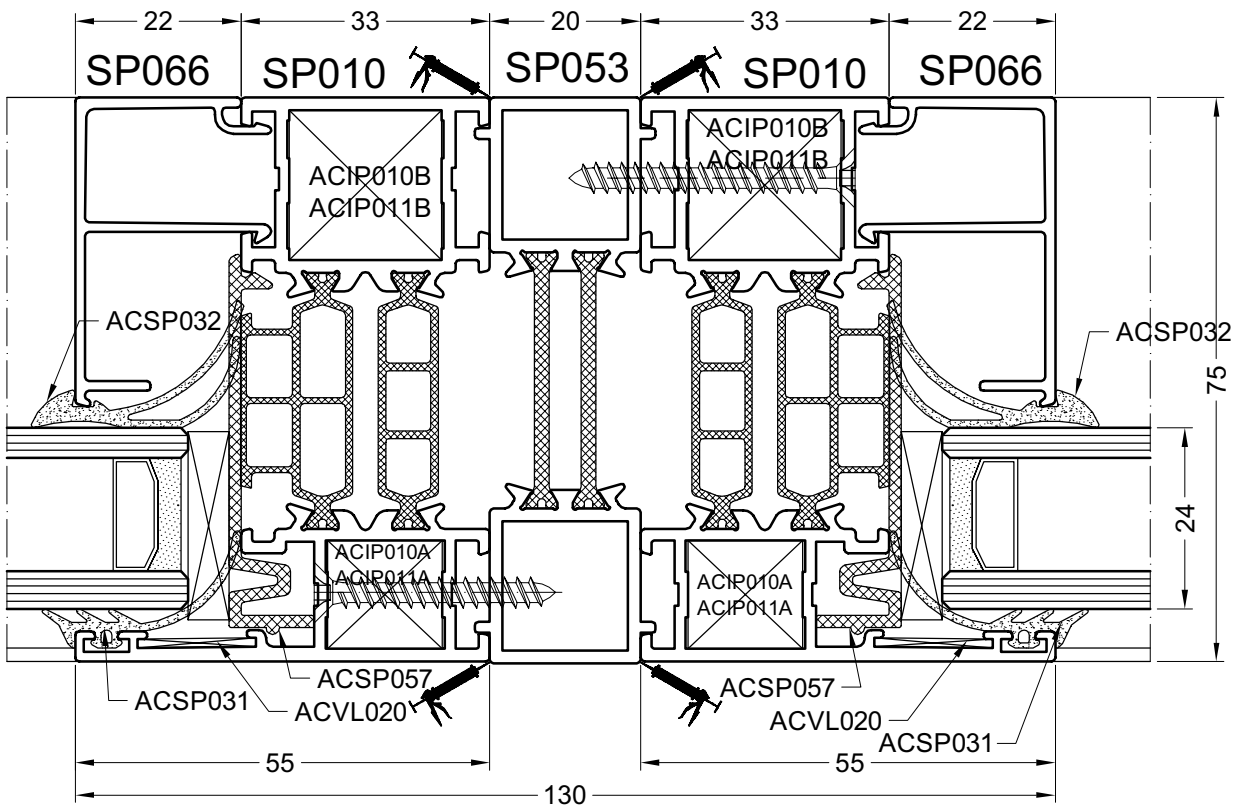
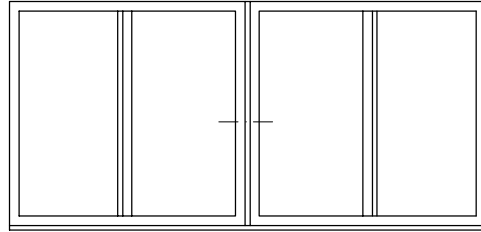
DOORSNEDE - COUPE - SCHNITT - SECTION



Door12e

13A

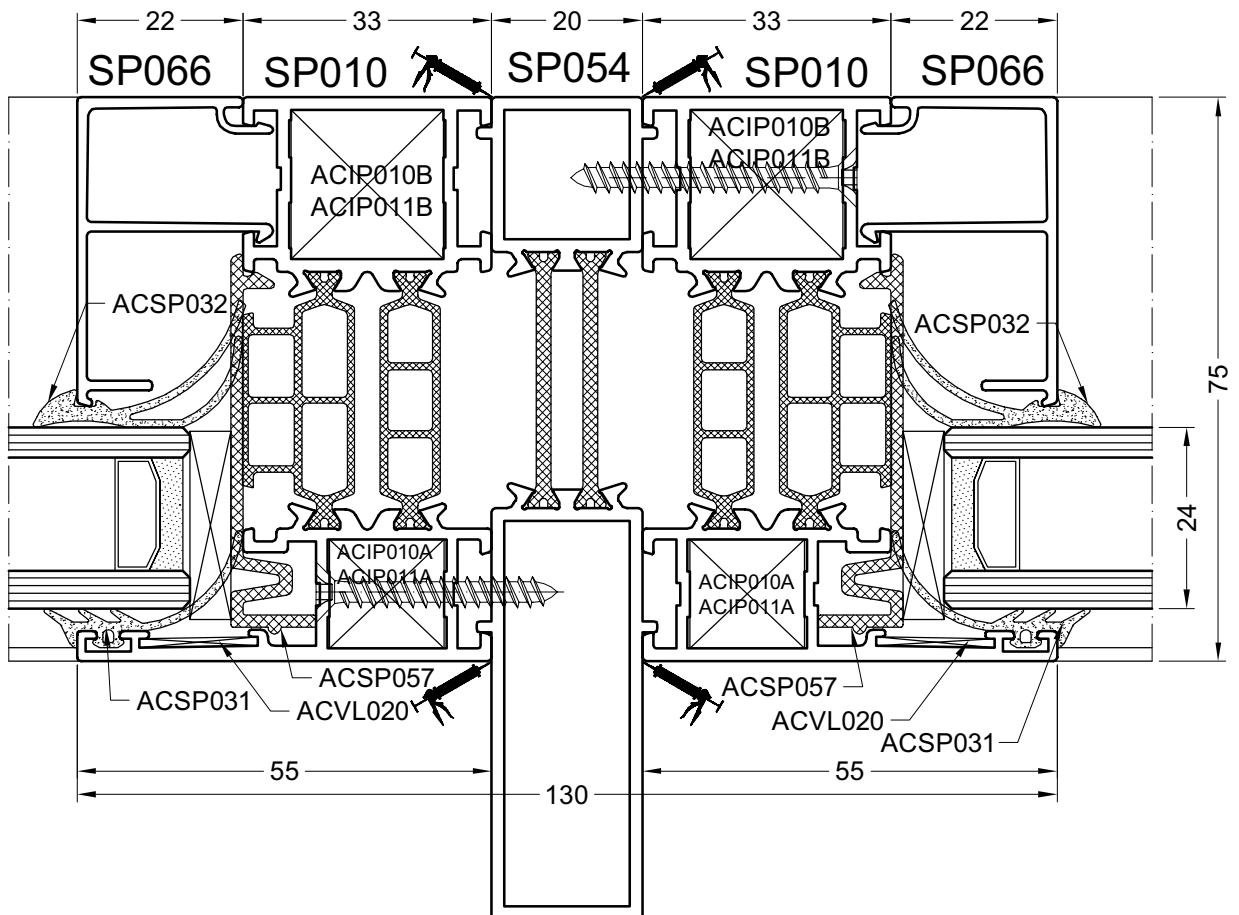
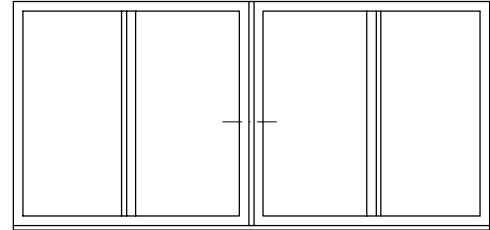
DOORSNEDE - COUPE - SCHNITT - SECTION



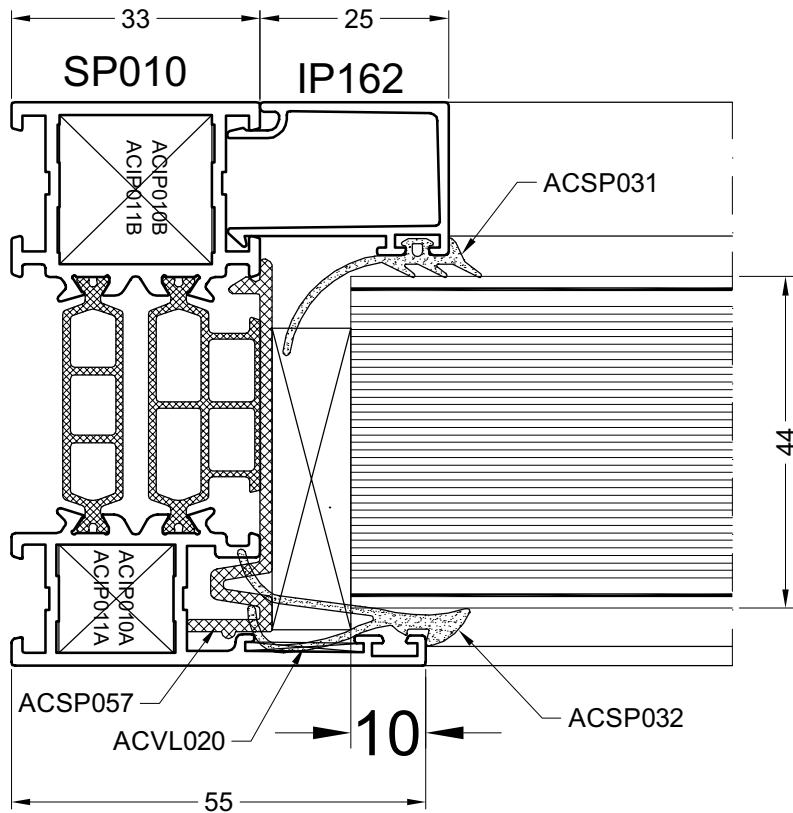
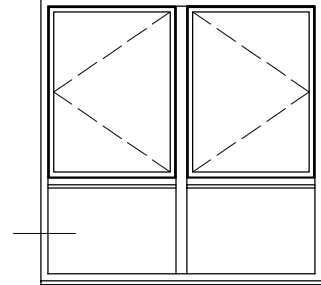
door13a

13B

DOORSNEDE - COUPE - SCHNITT - SECTION

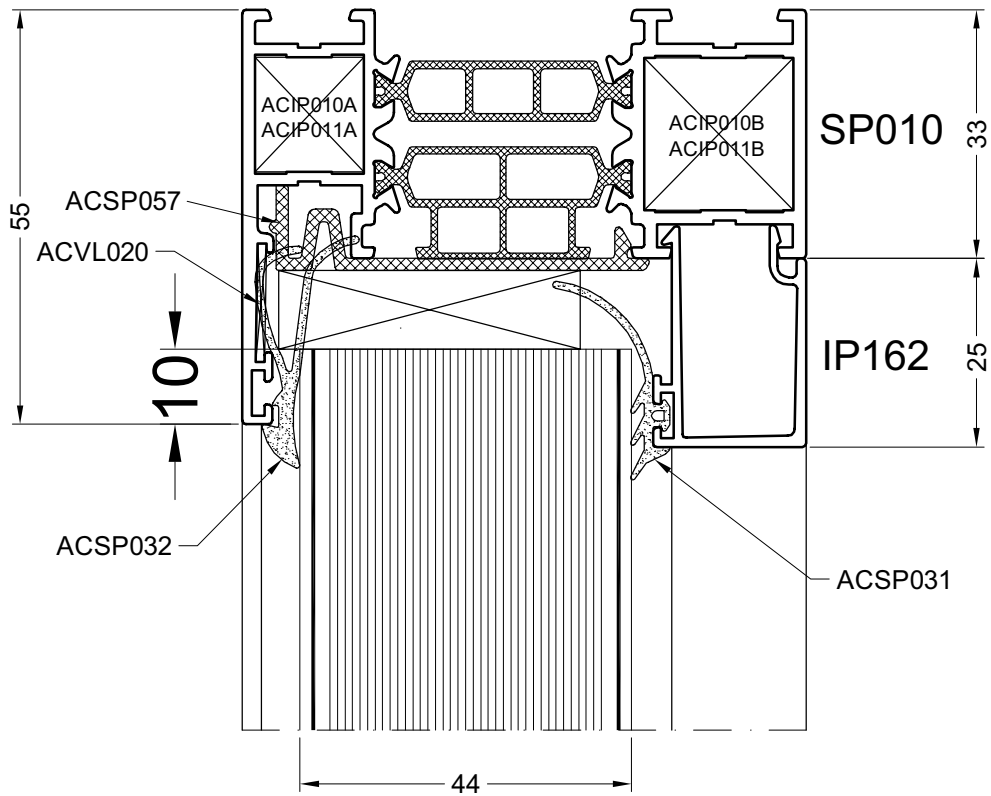



door13b

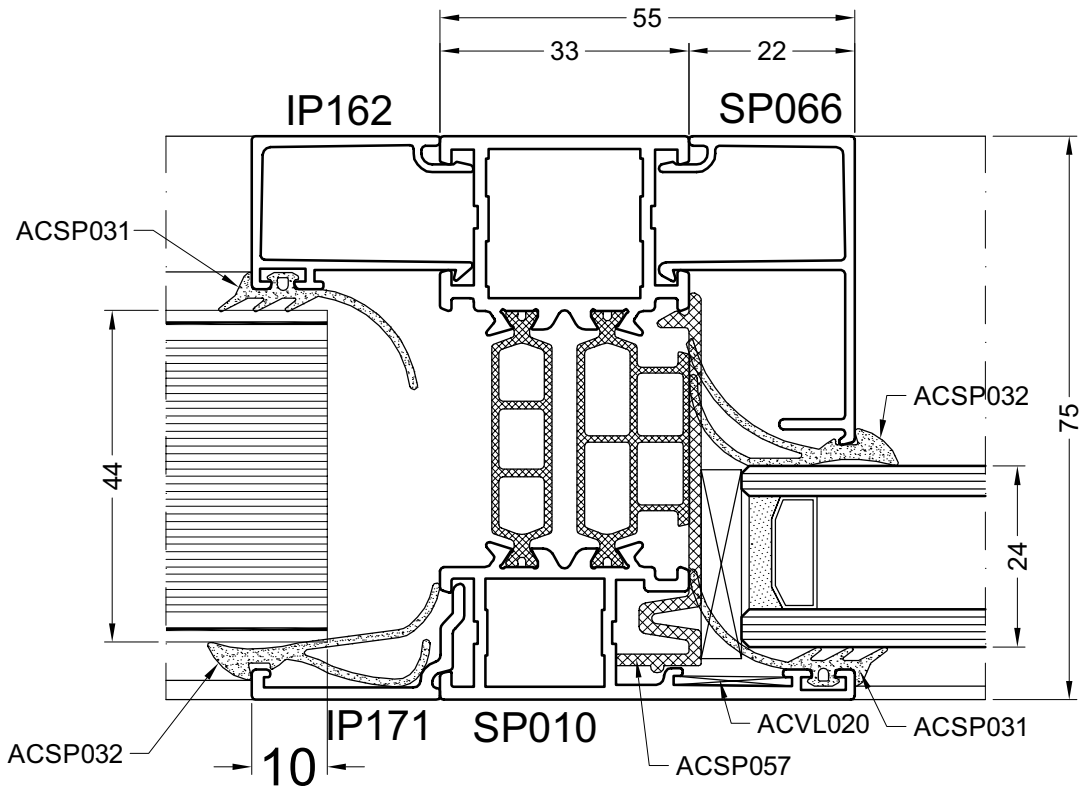



15

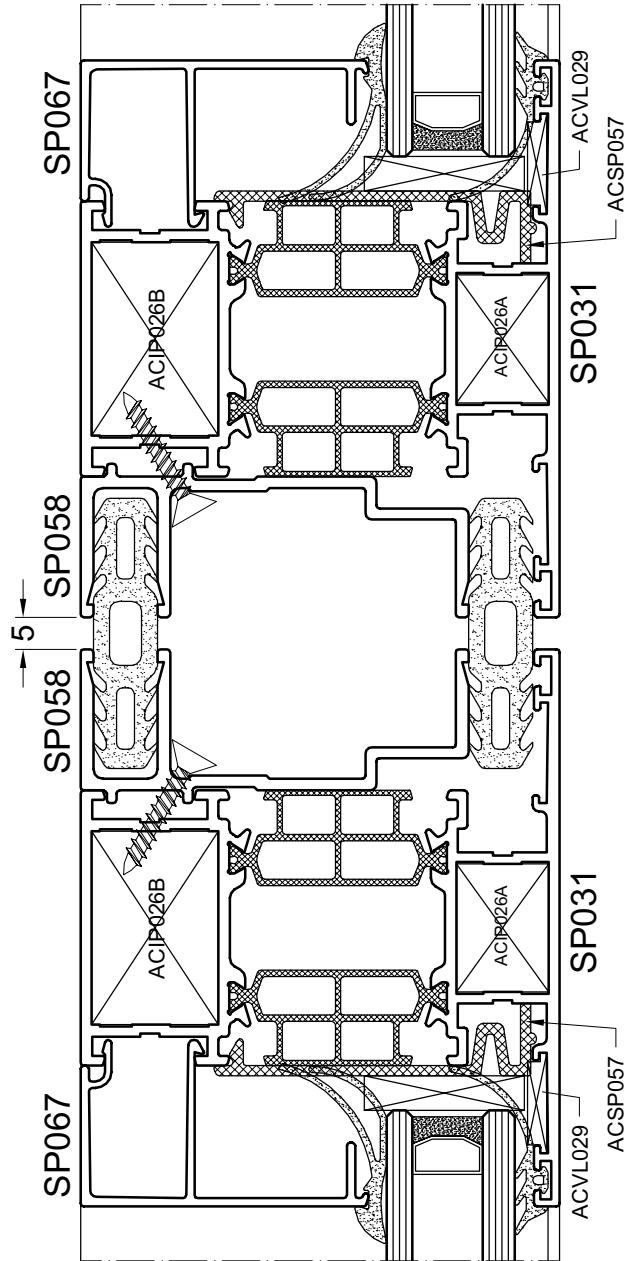
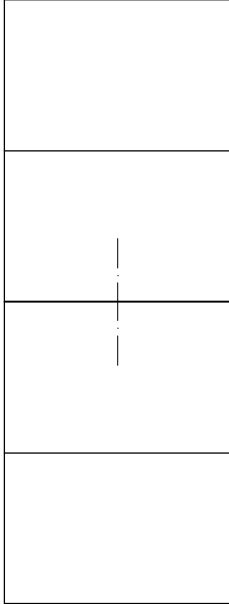
DOORSNEDE - COUPE - SCHNITT - SECTION



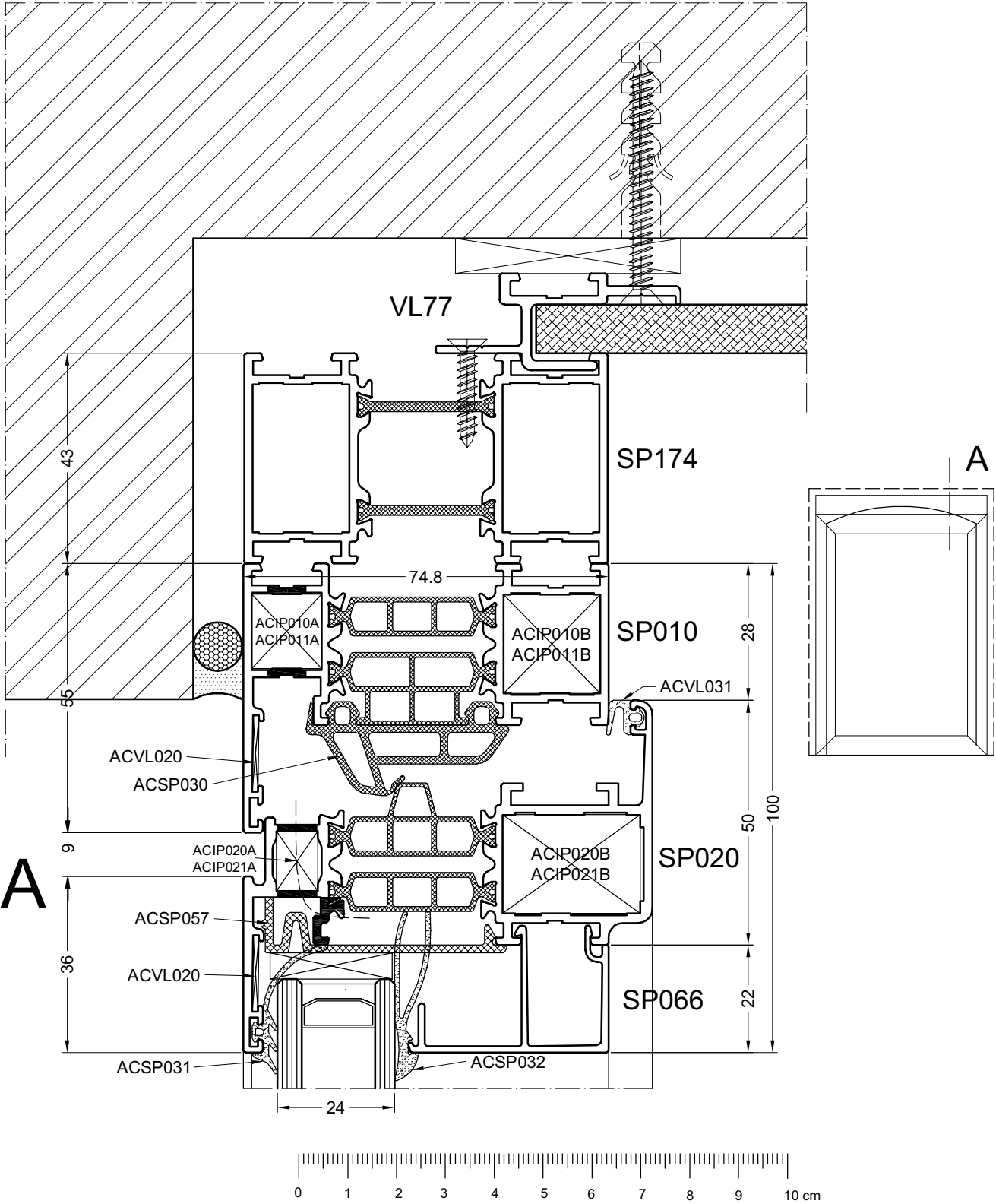
door15



door6



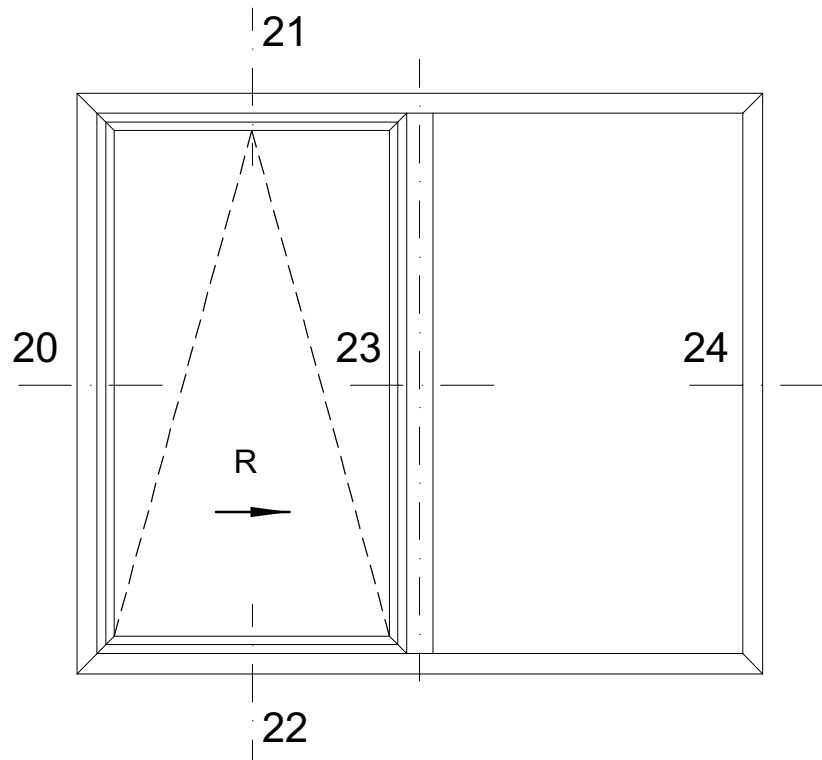
door17



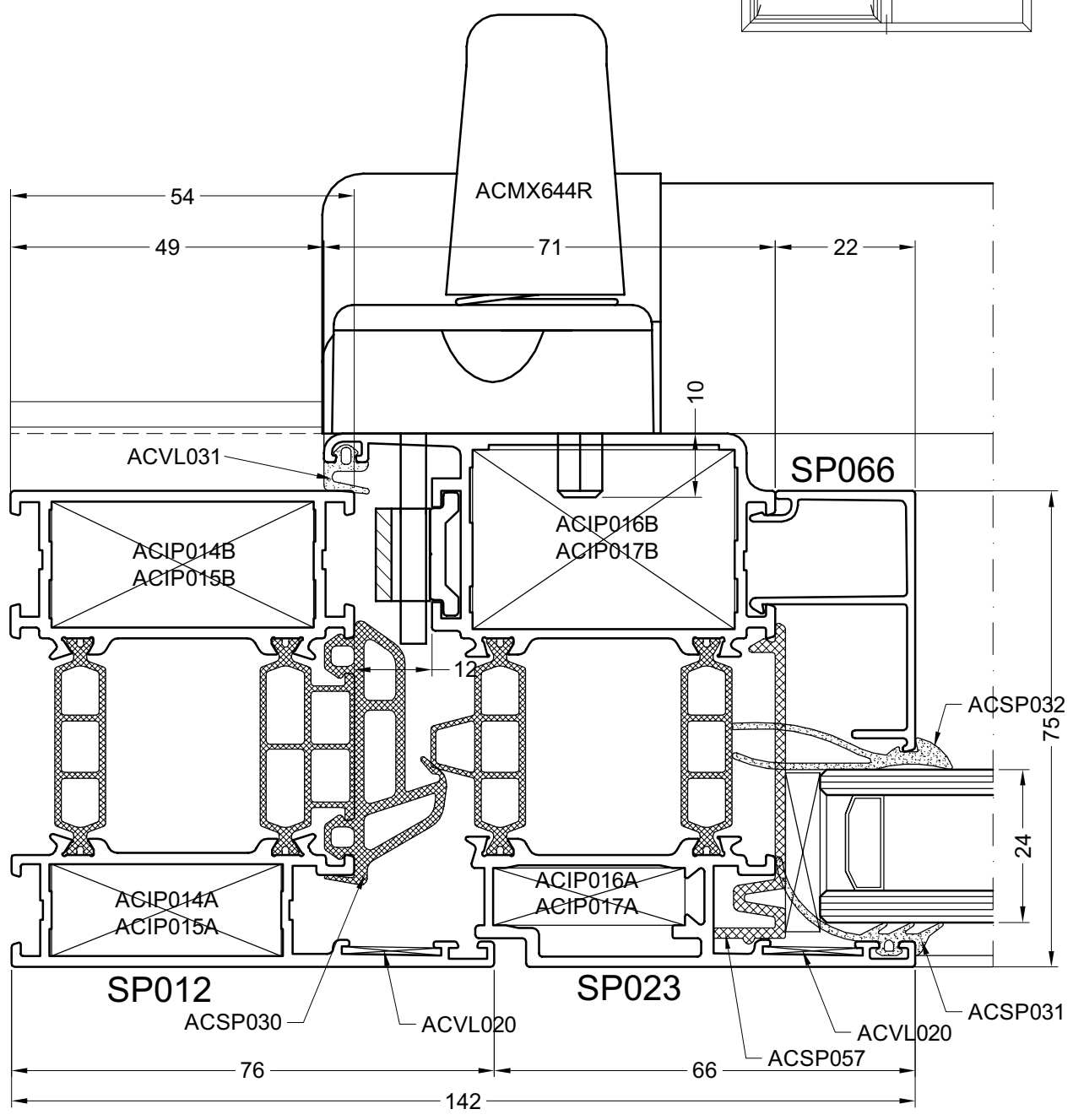
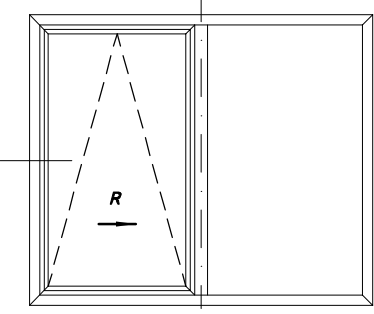
door18

KIPSCHUIF
COULISSANT A TRANSLATION
KIPP-SCHIEBE
TILT-SLIDE

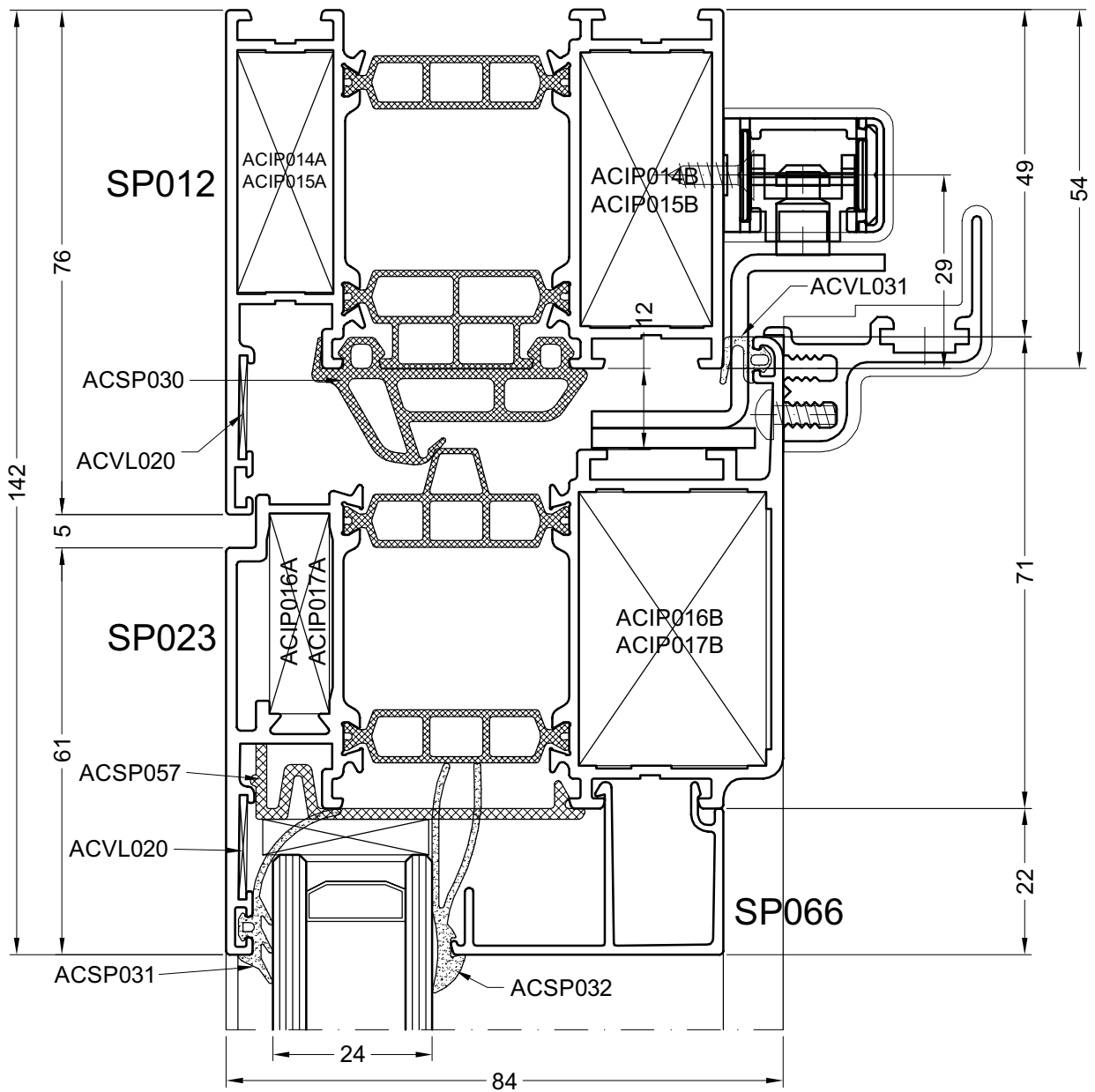
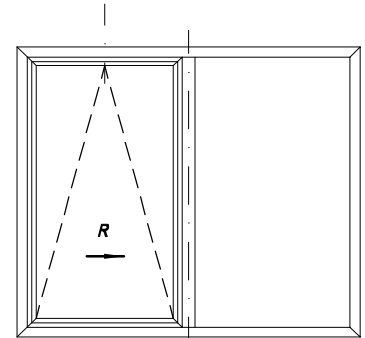
DOORSNEDE - COUPE - SCHNITT - SECTION



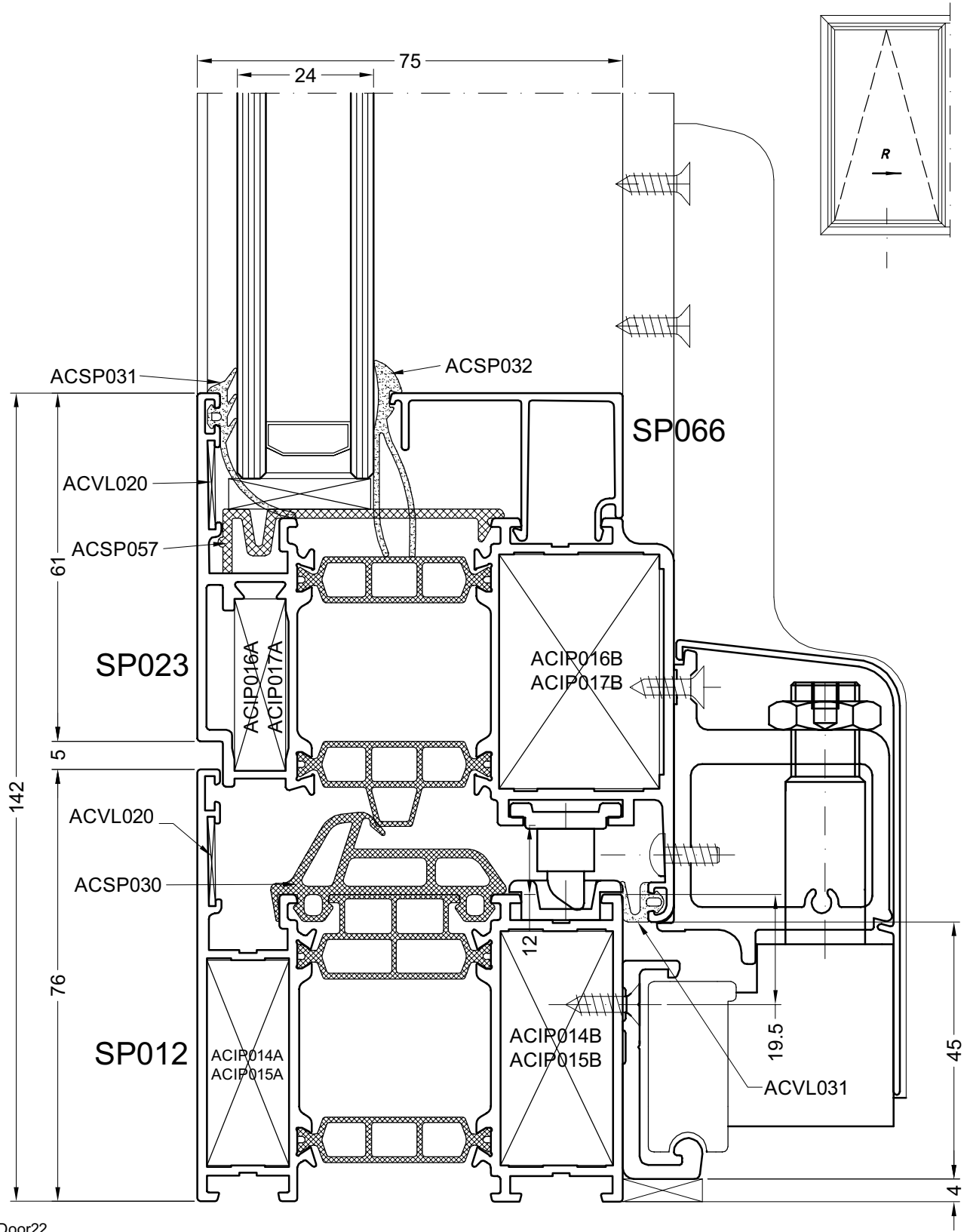
doortyp3



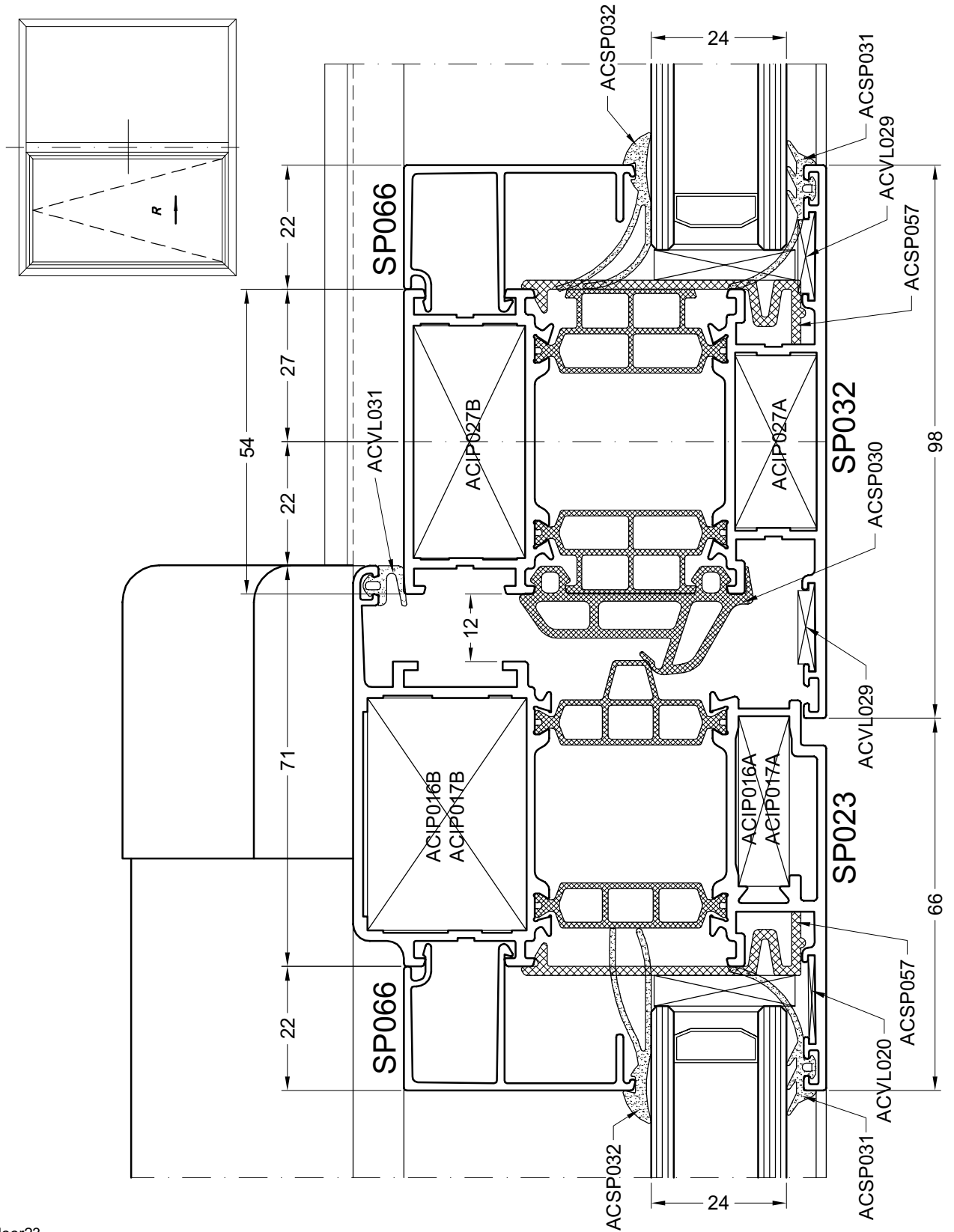
door20



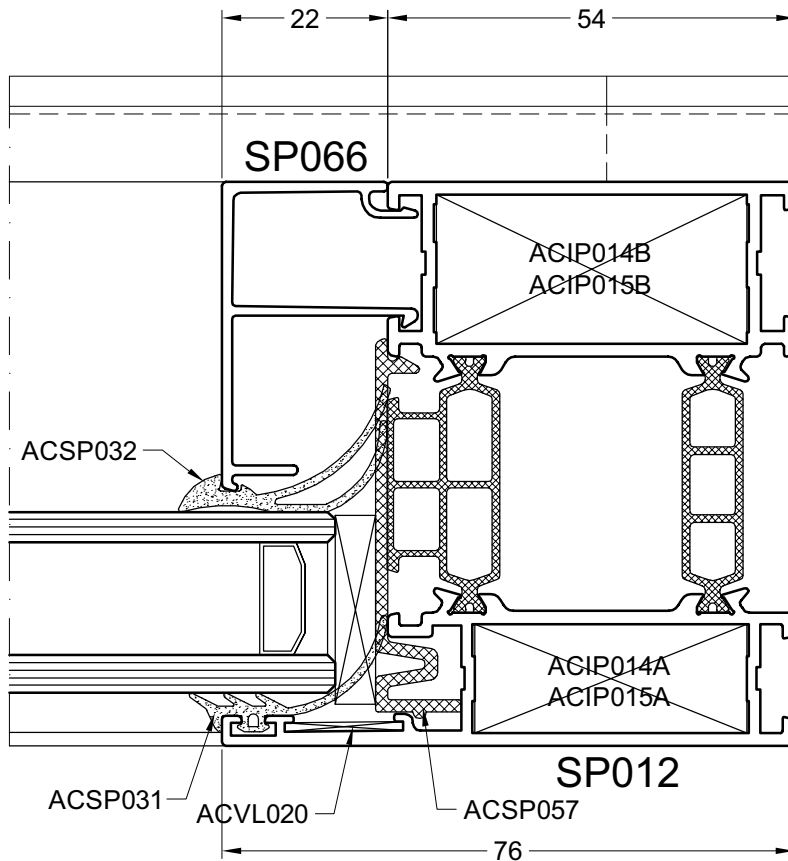
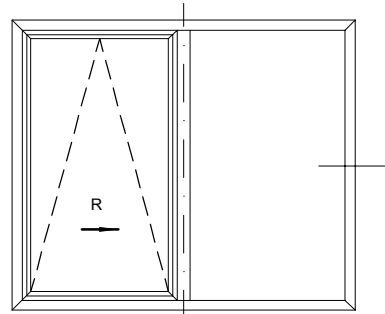
door21

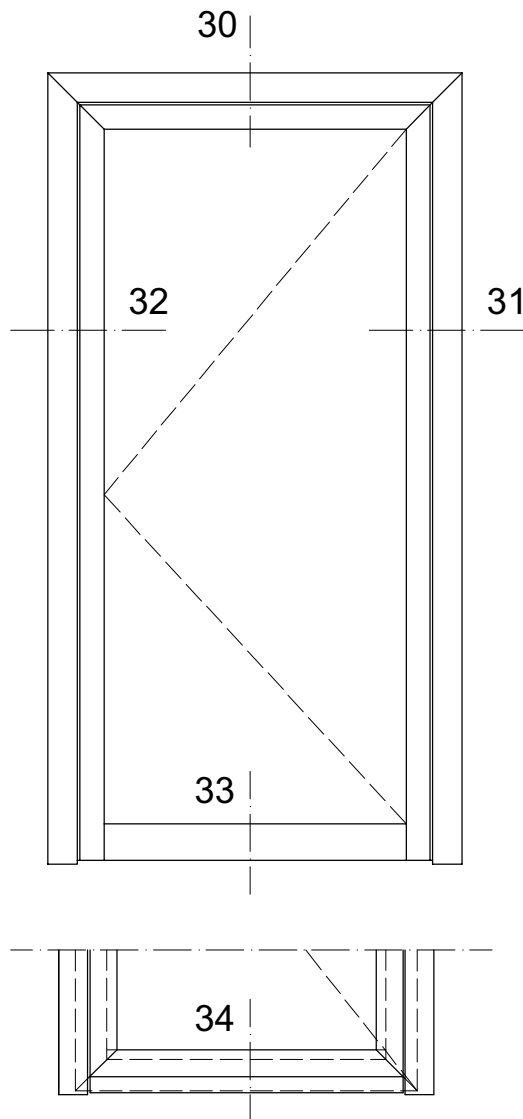


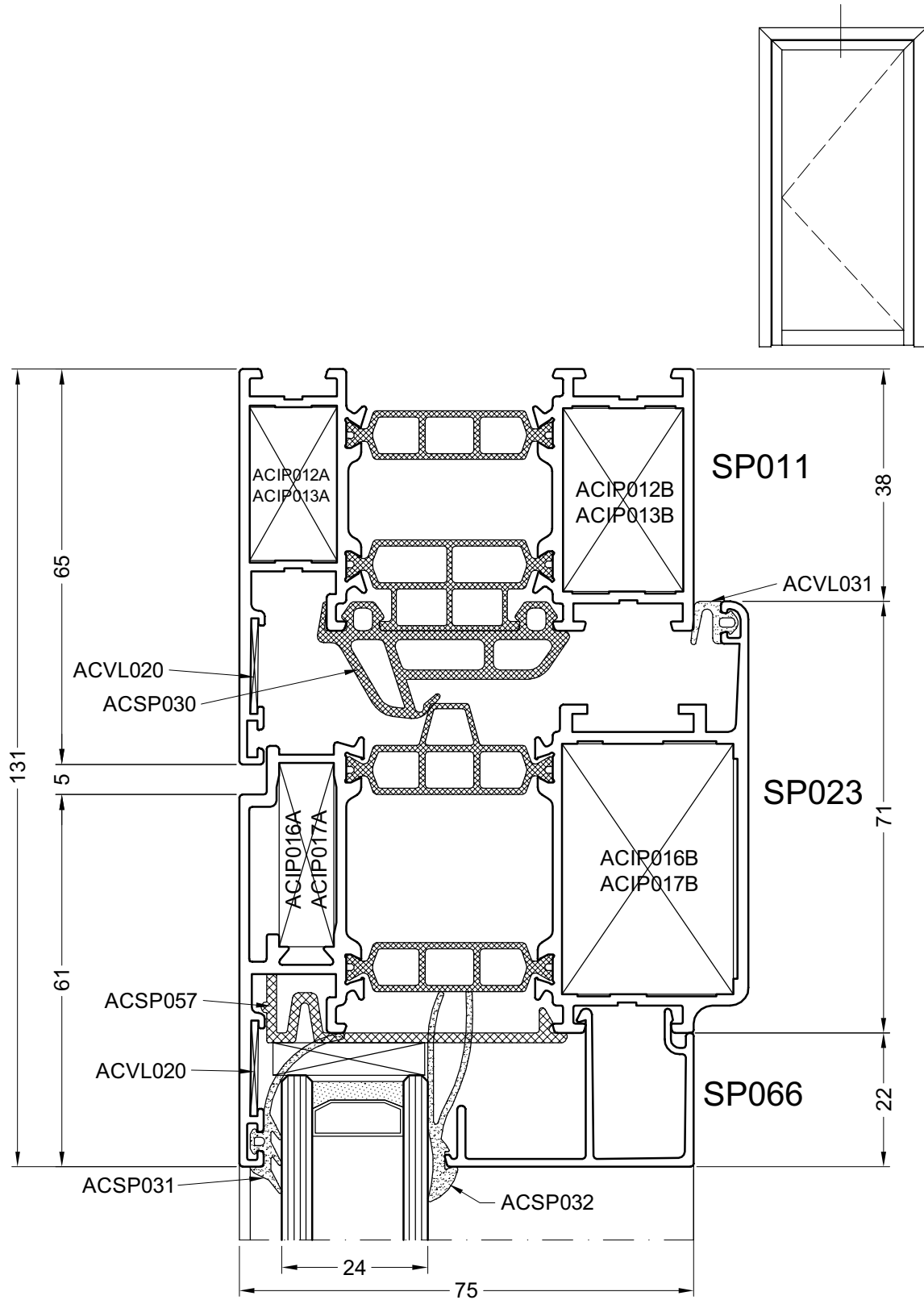
Door22



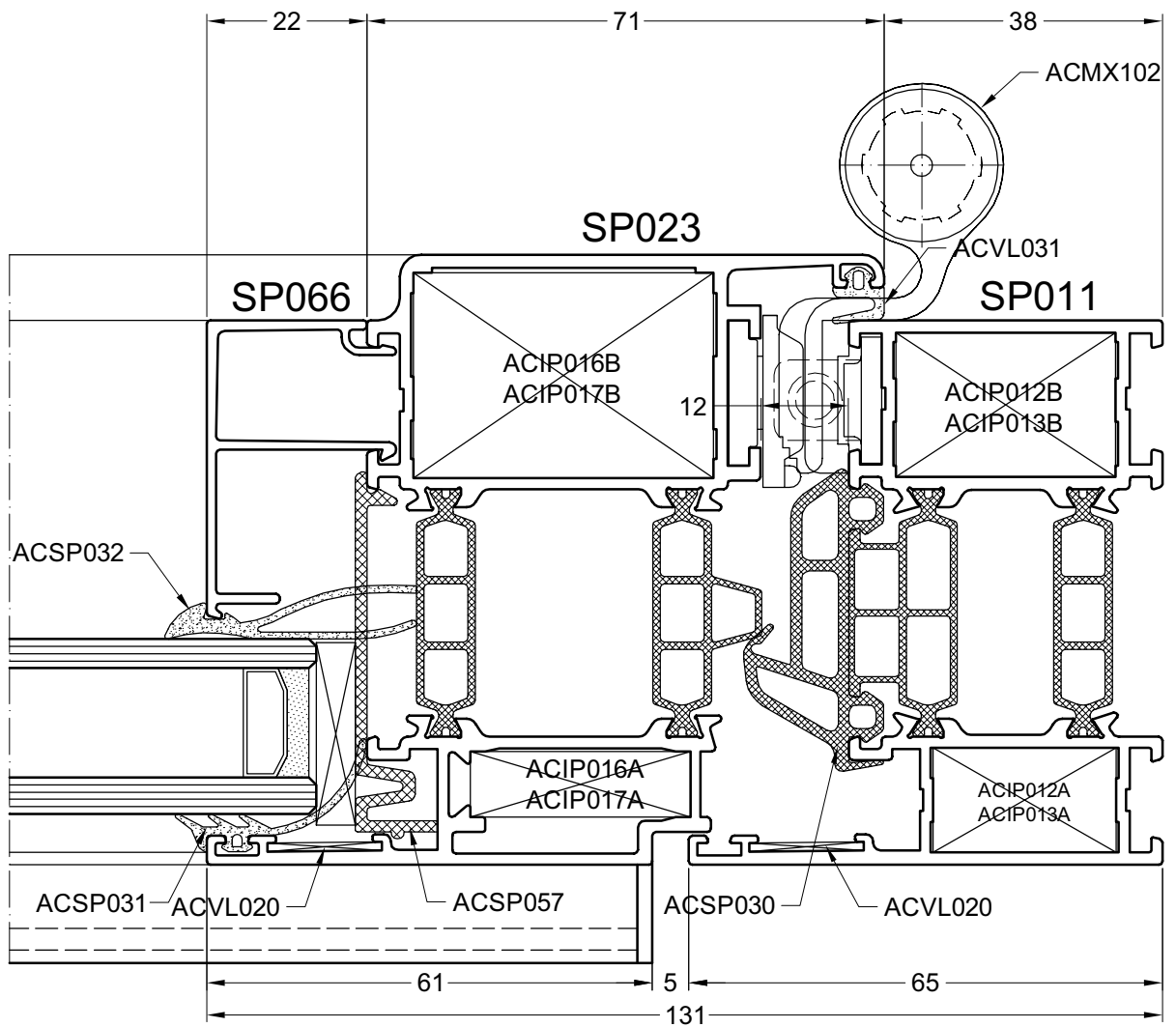
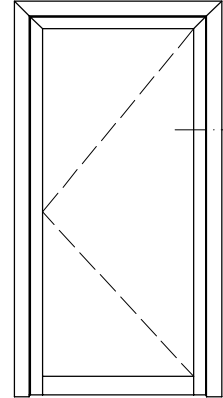
door23



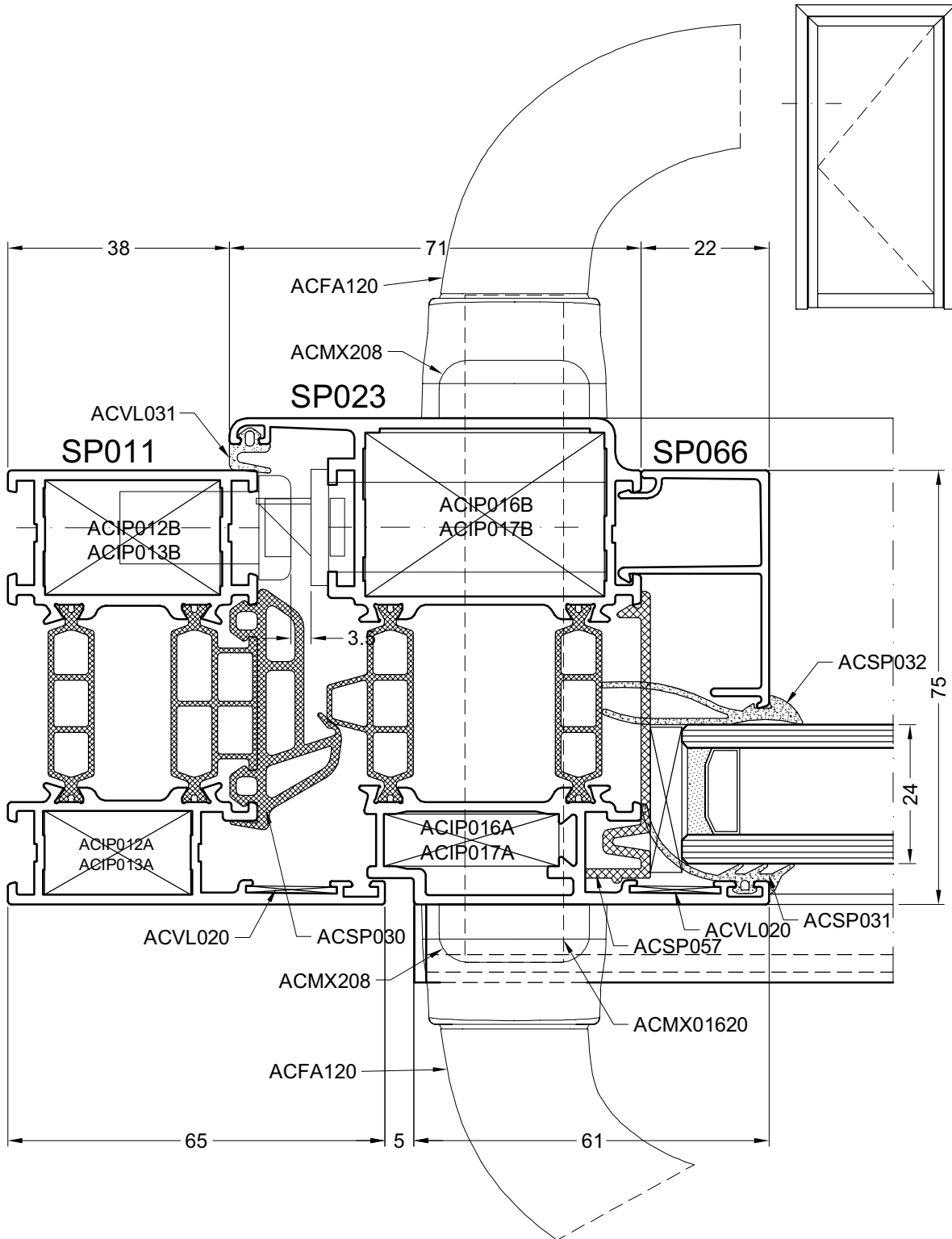




door30



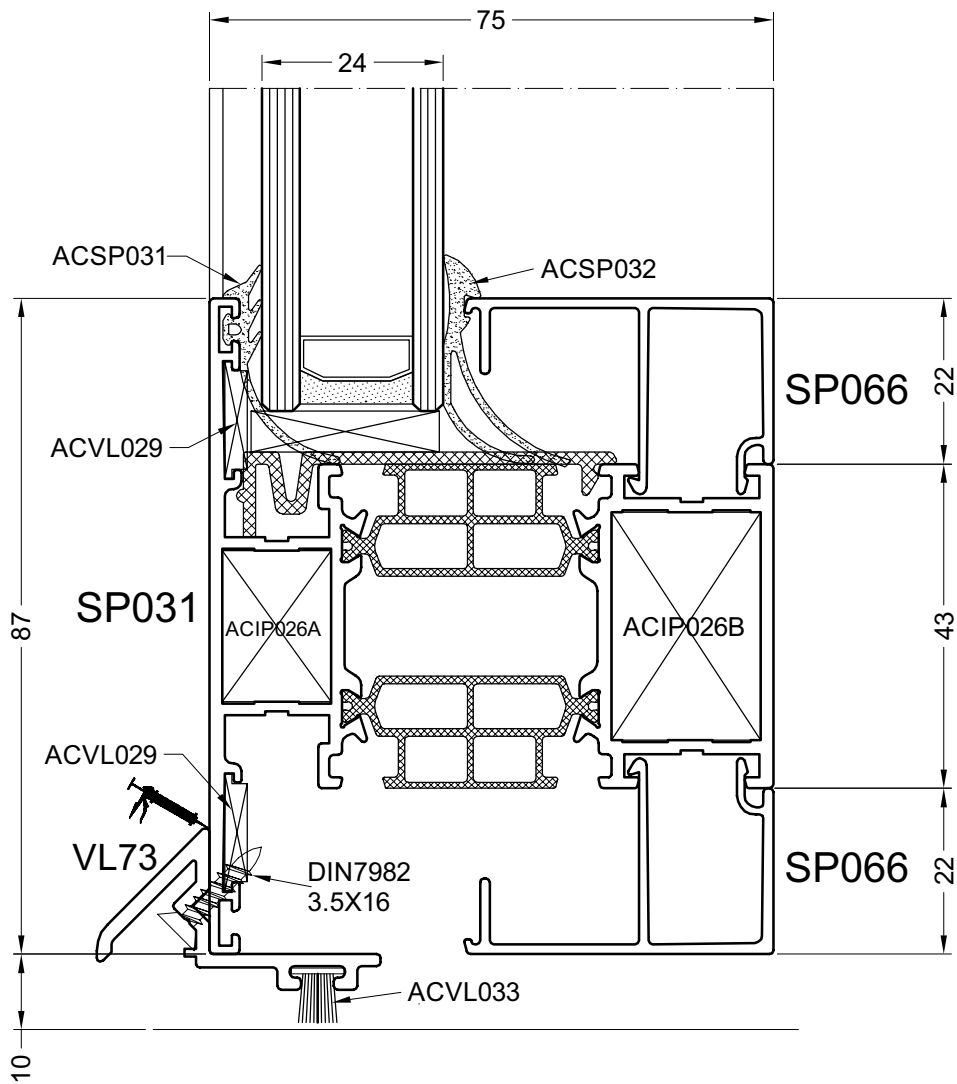
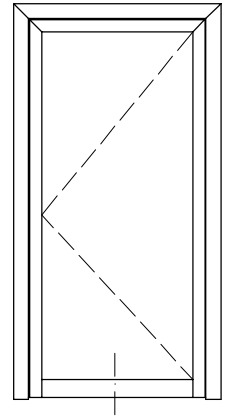
door31



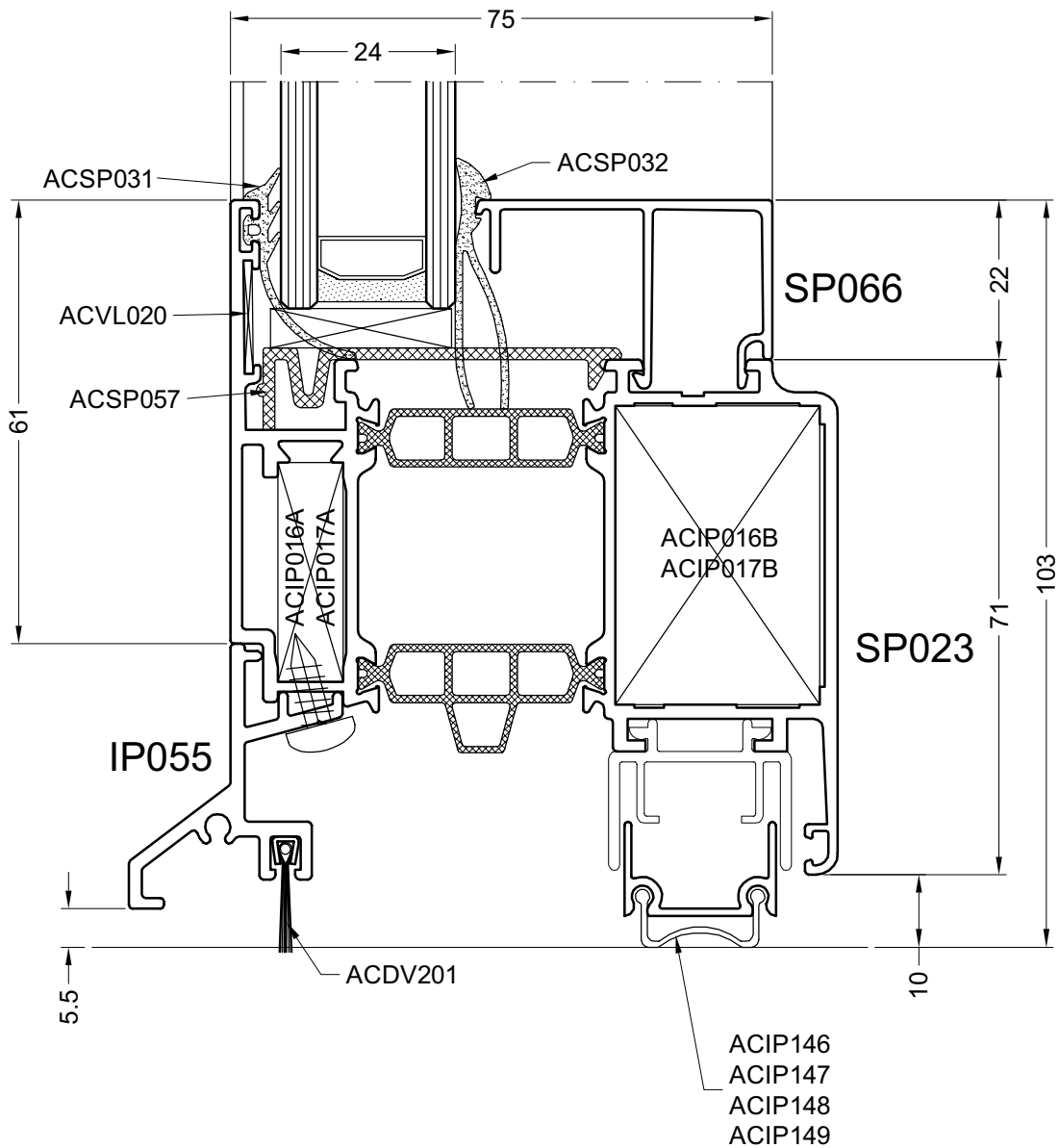
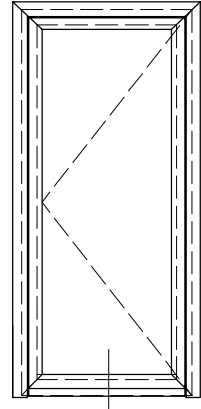
Door32

33

DOORSNEDE - COUPE - SCHNITT - SECTION



door33

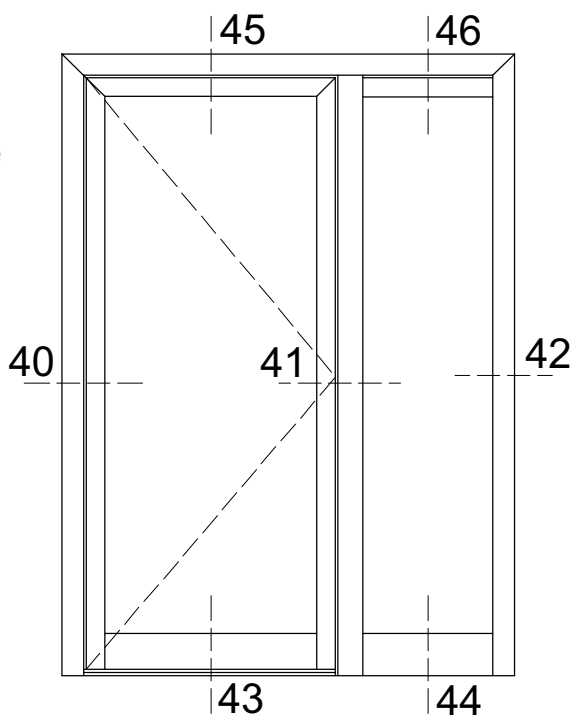


door34

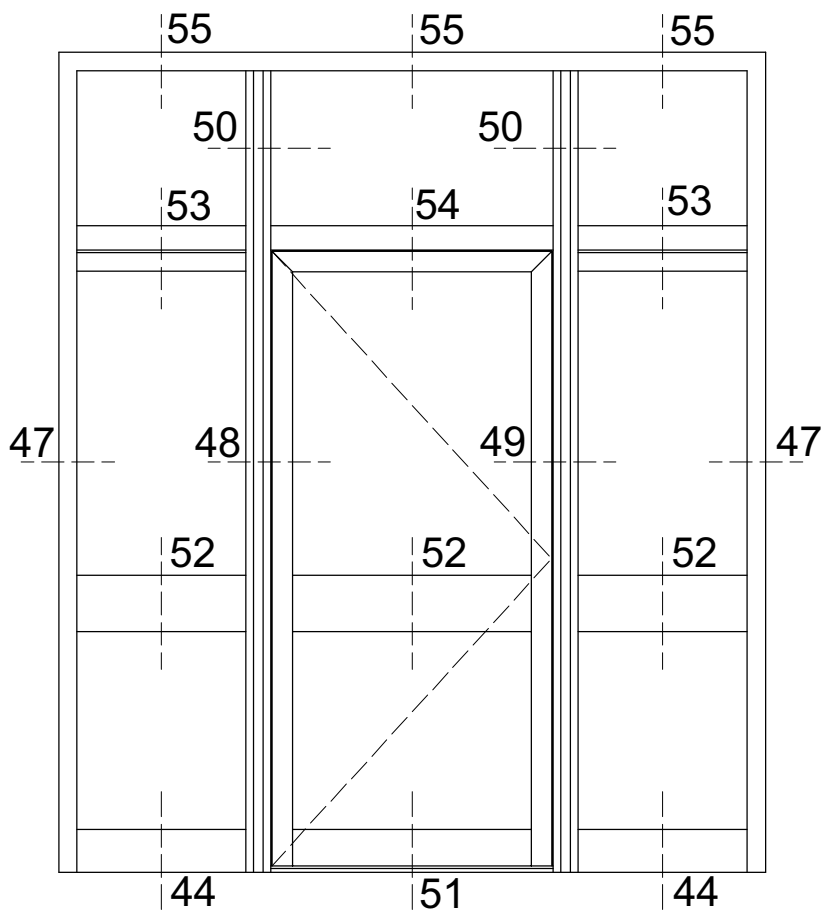
DUITSE DEUR
PORTE ALLEMANDE
DEUTSCHE TÜR
GERMAN DOOR

DOORSNEDE - COUPE - SCHNITT - SECTION

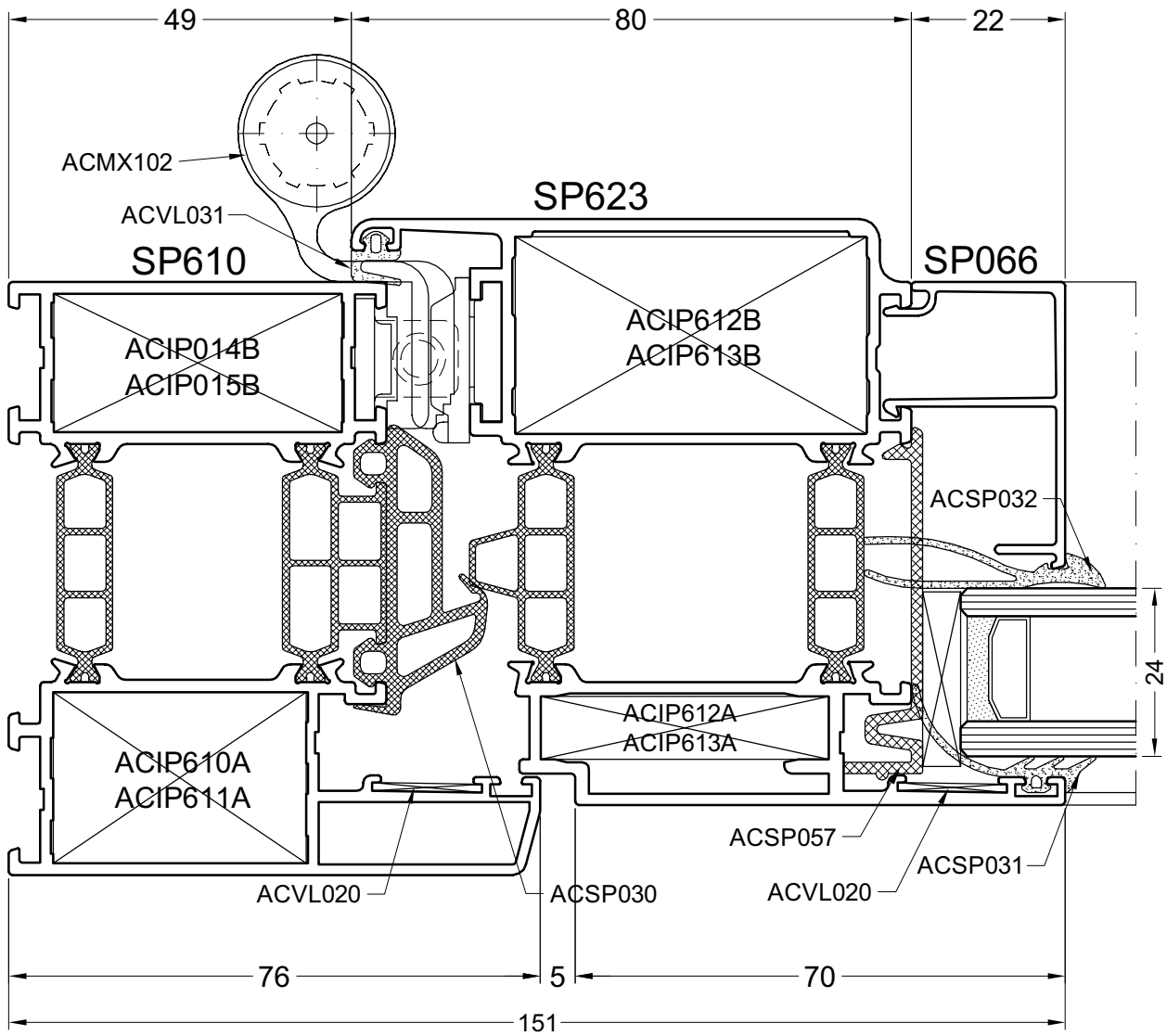
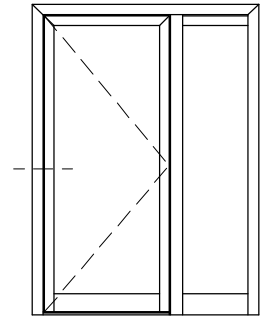
Opdek deur
Porte a frappe
Anschlag Tür
Touch door



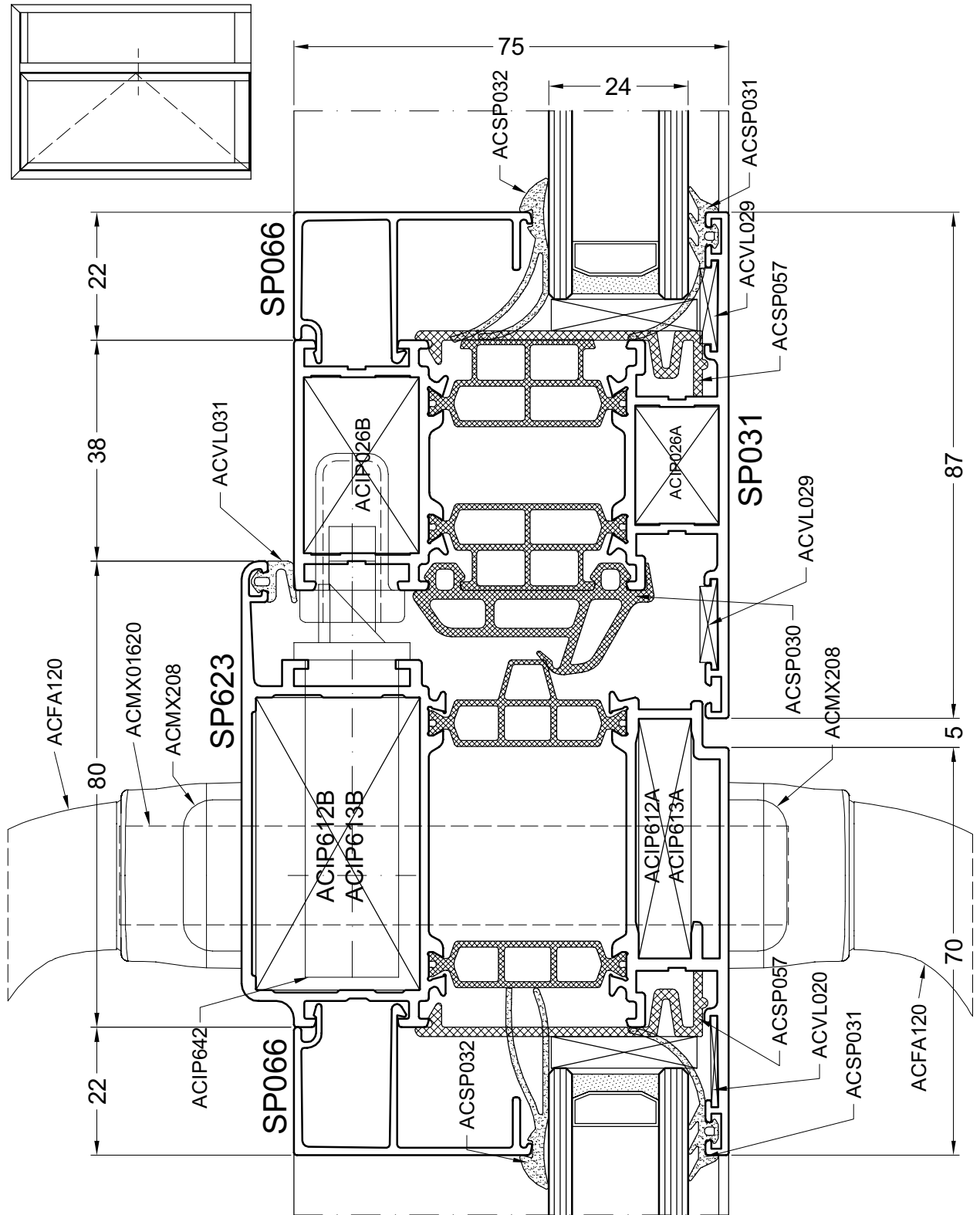
Vlakke deur
Porte plane
Flach Tür
Flat door



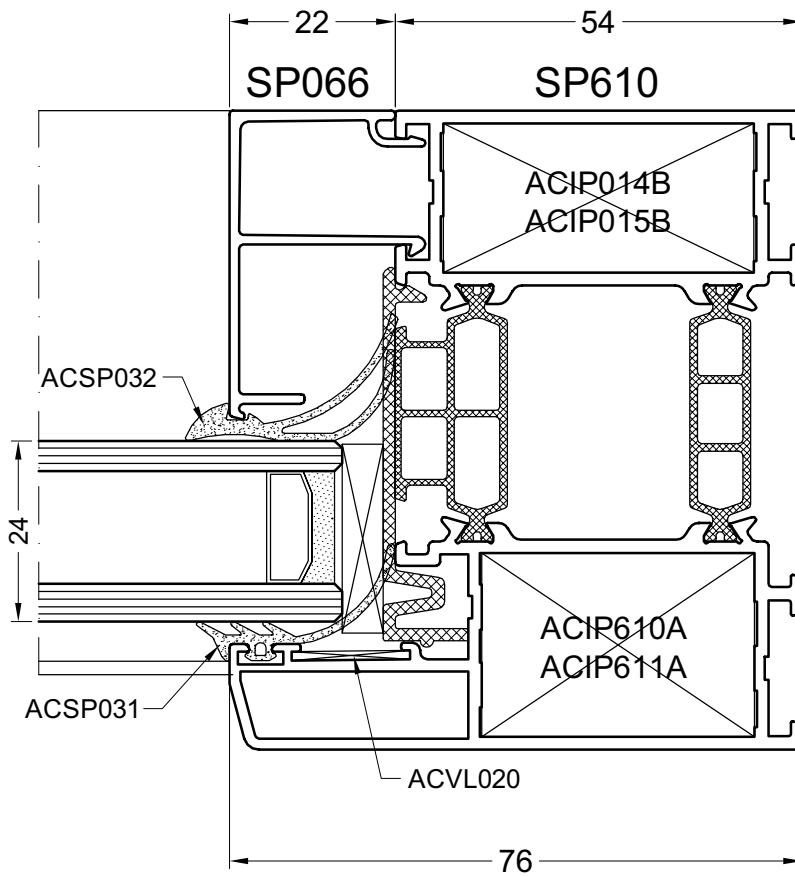
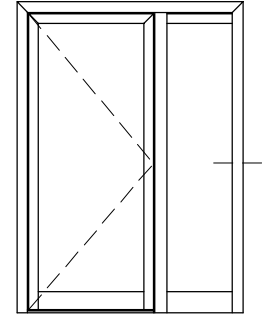
doortyp5



door40

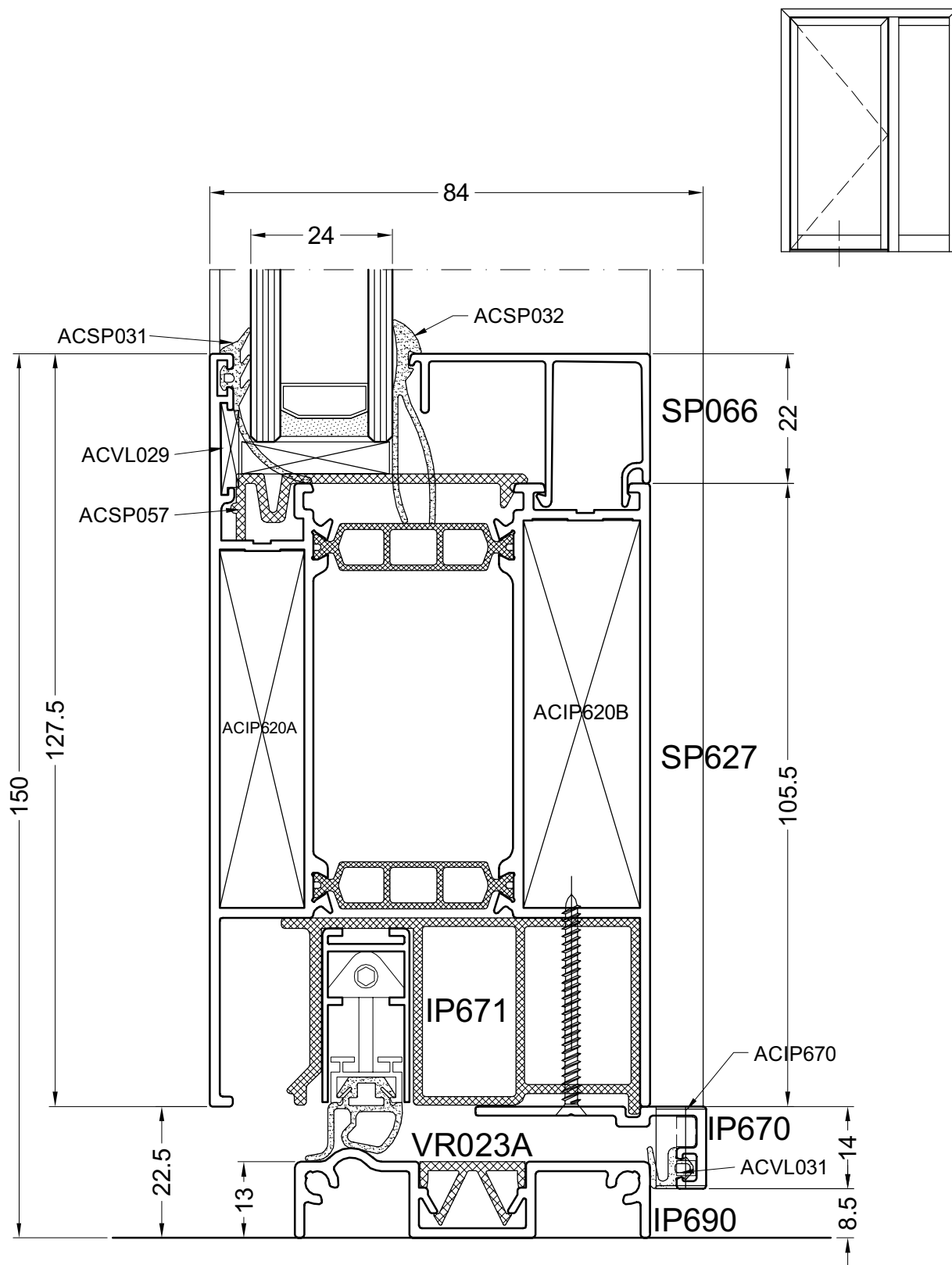


door41

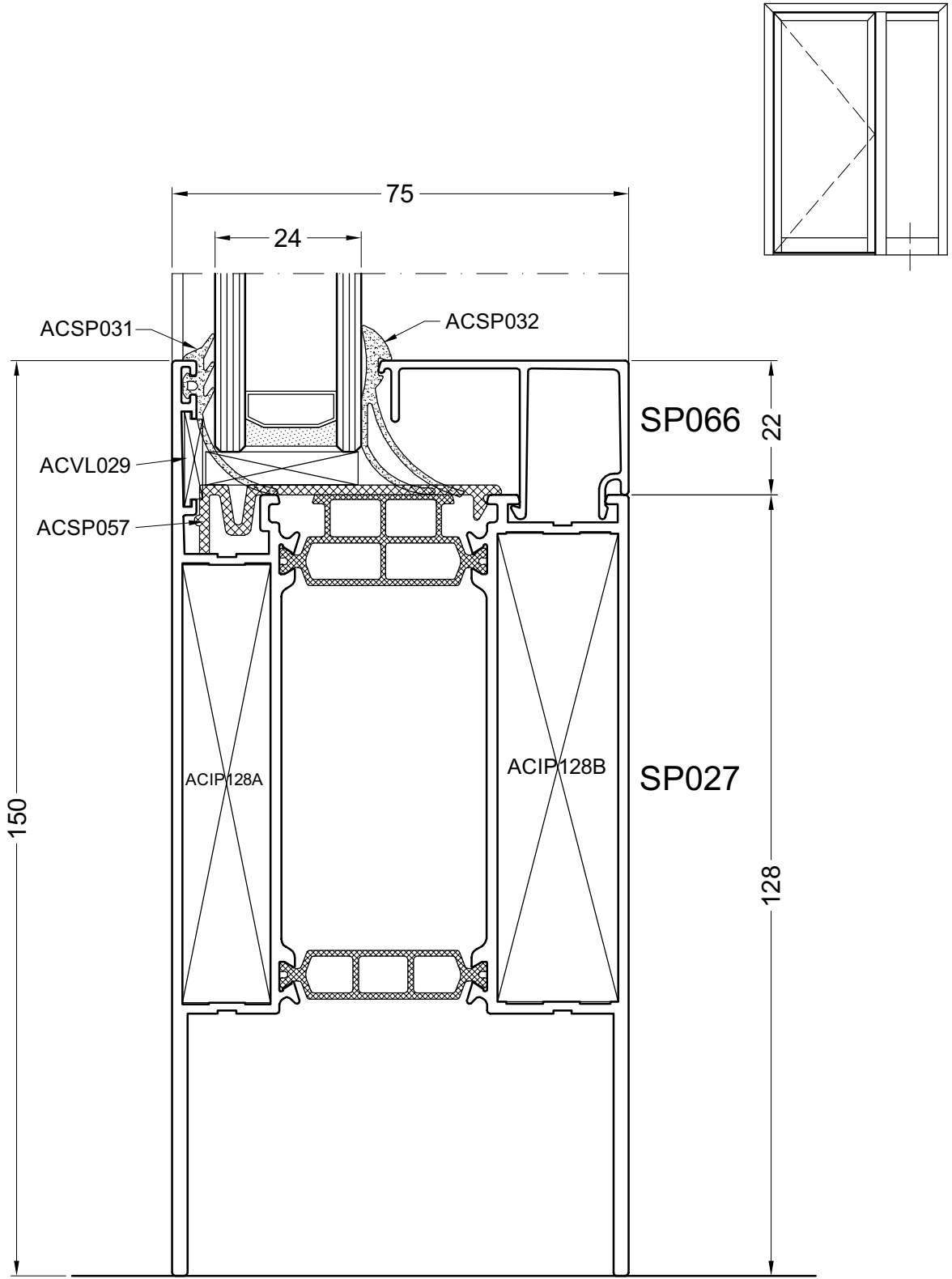


43

DOORSNEDE - COUPE - SCHNITT - SECTION



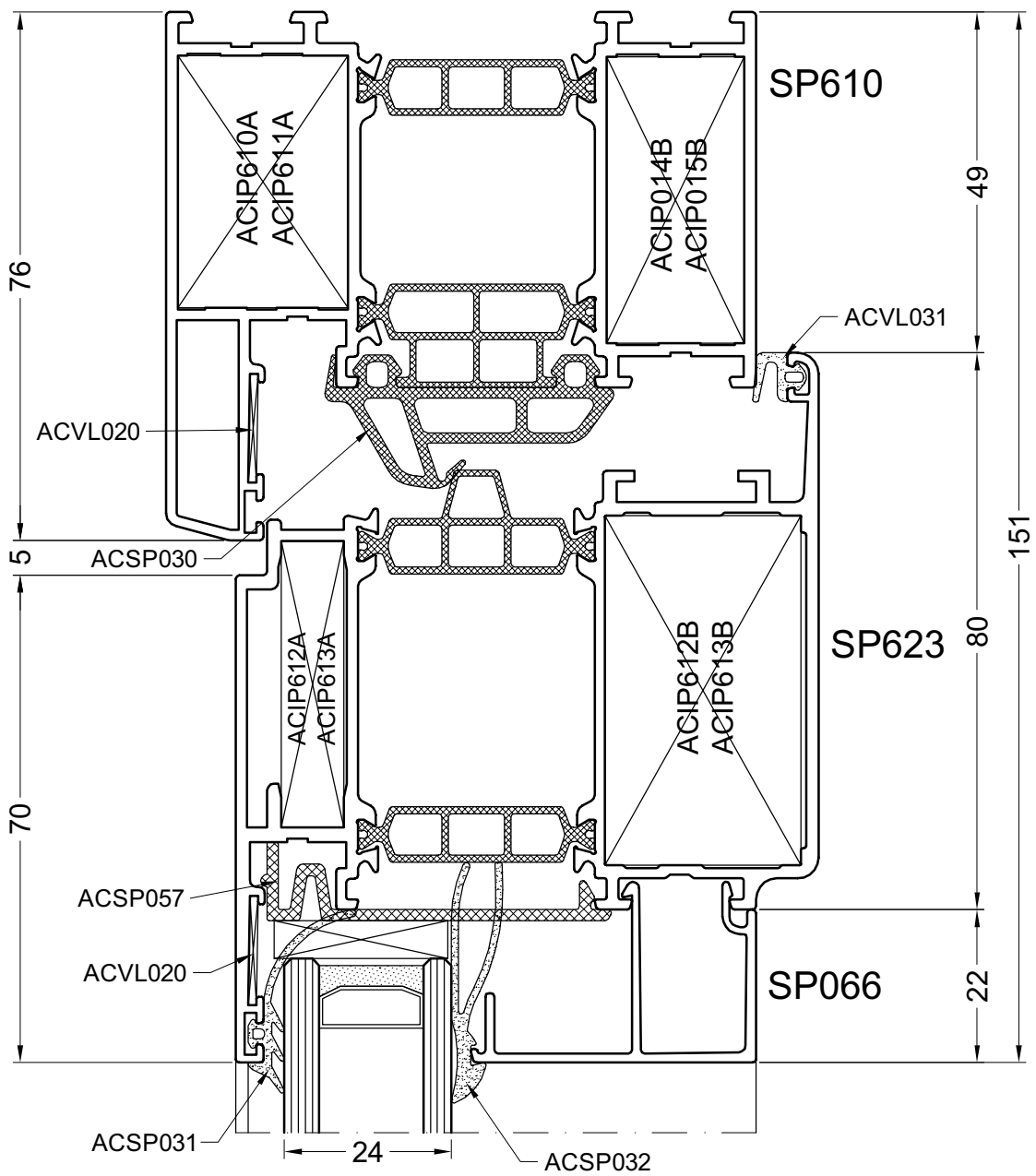
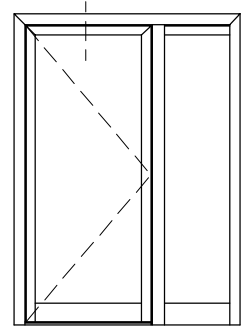
door43



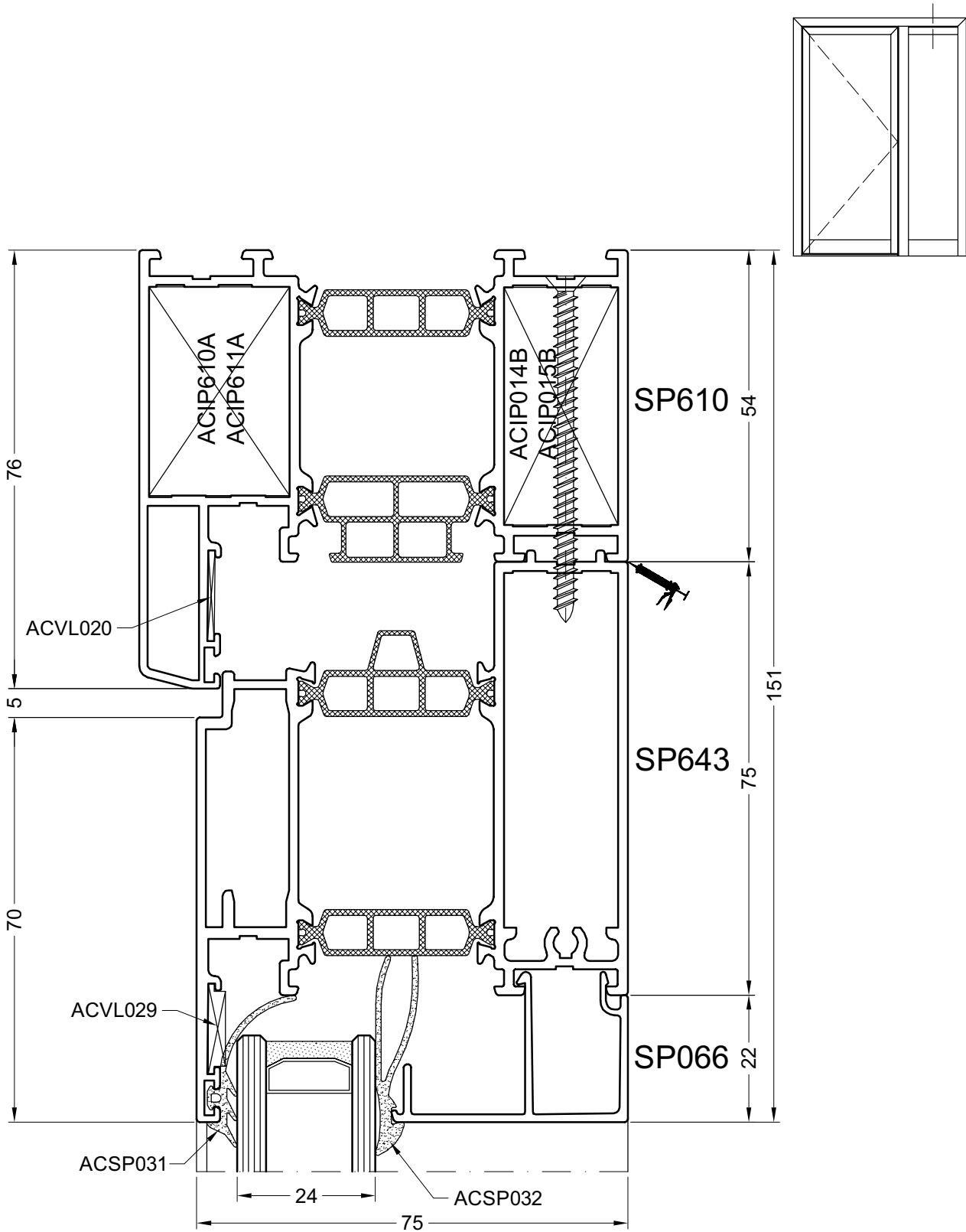
door44

45

DOORSNEDE - COUPE - SCHNITT - SECTION



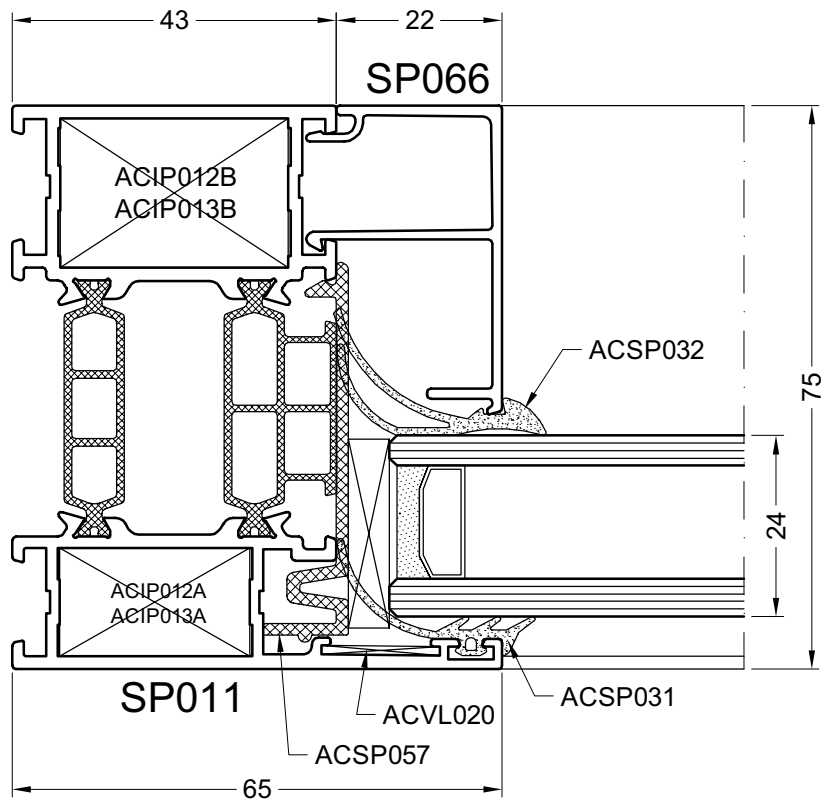
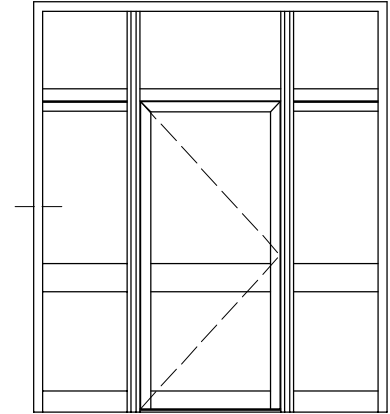
door45

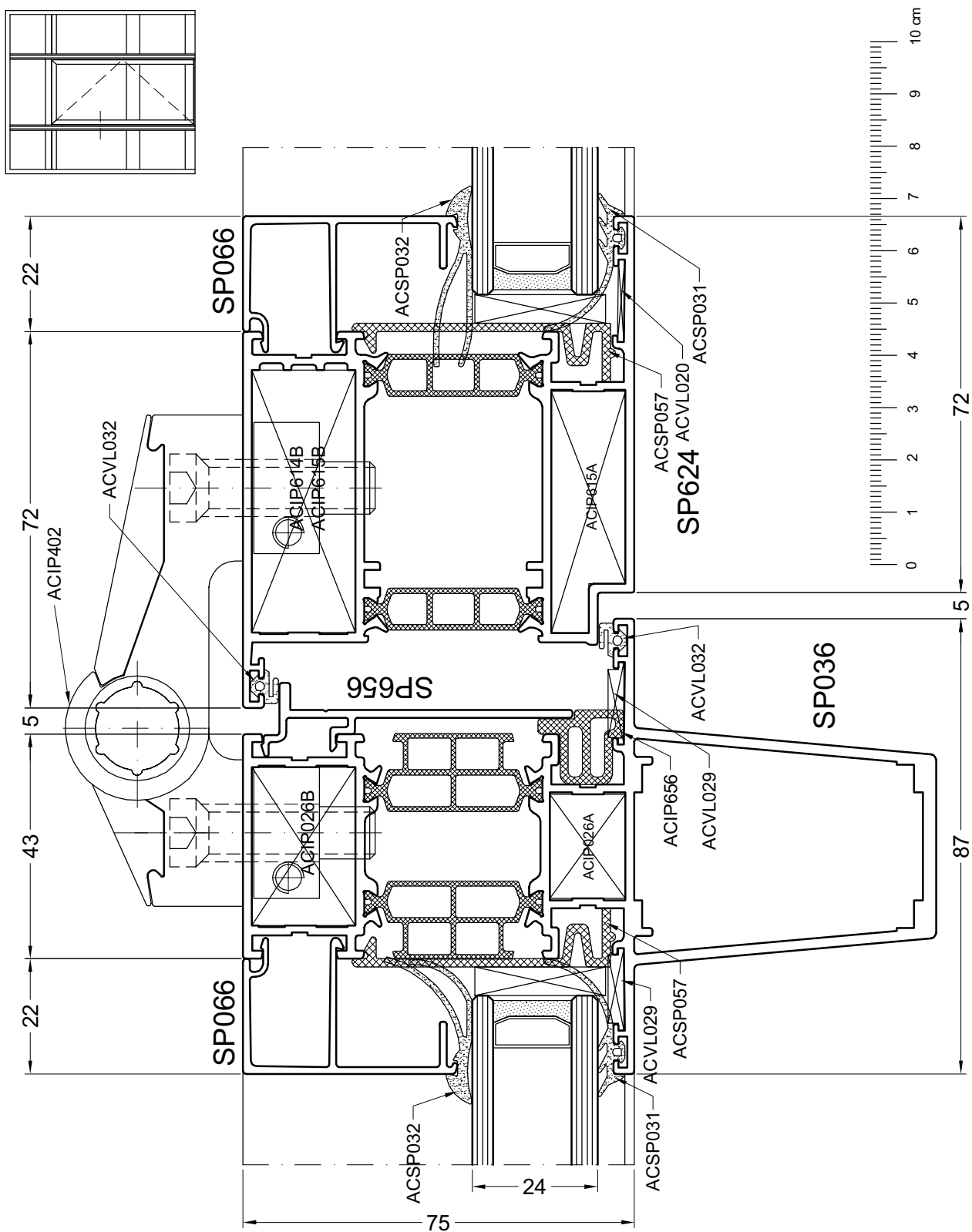


Door46

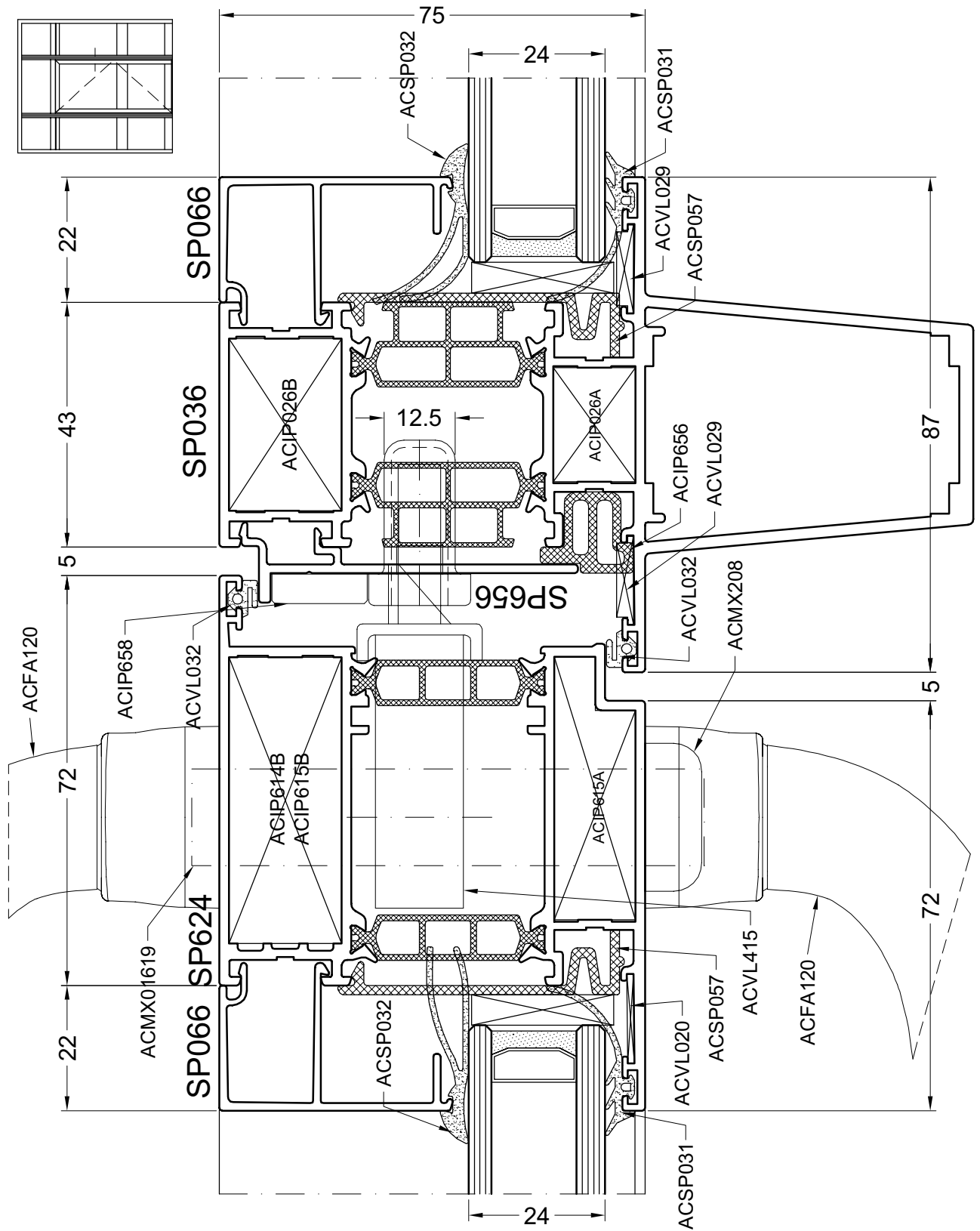
47

DOORSNEDE - COUPE - SCHNITT - SECTION

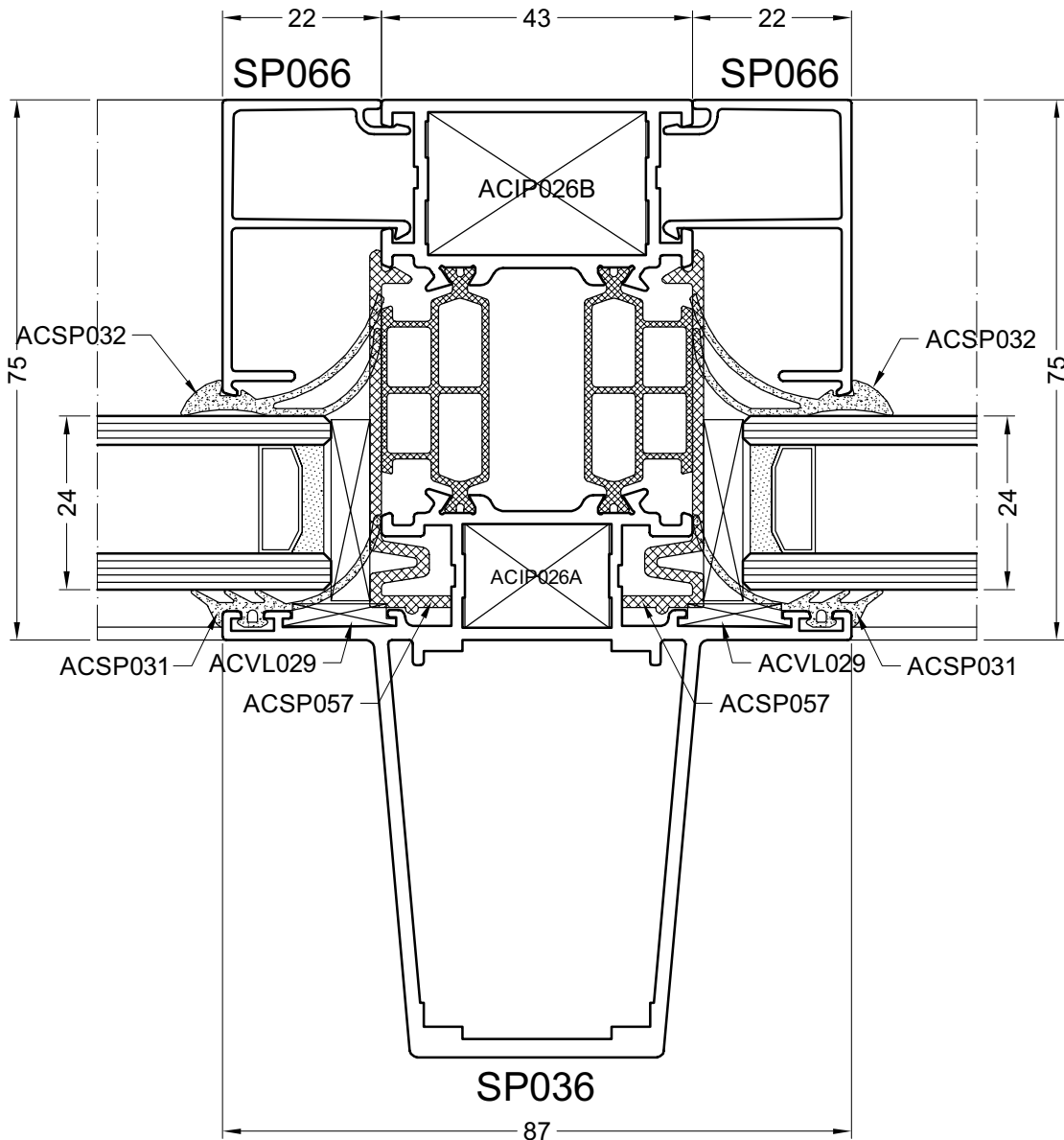
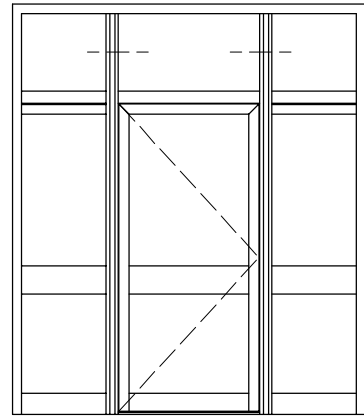




Door48



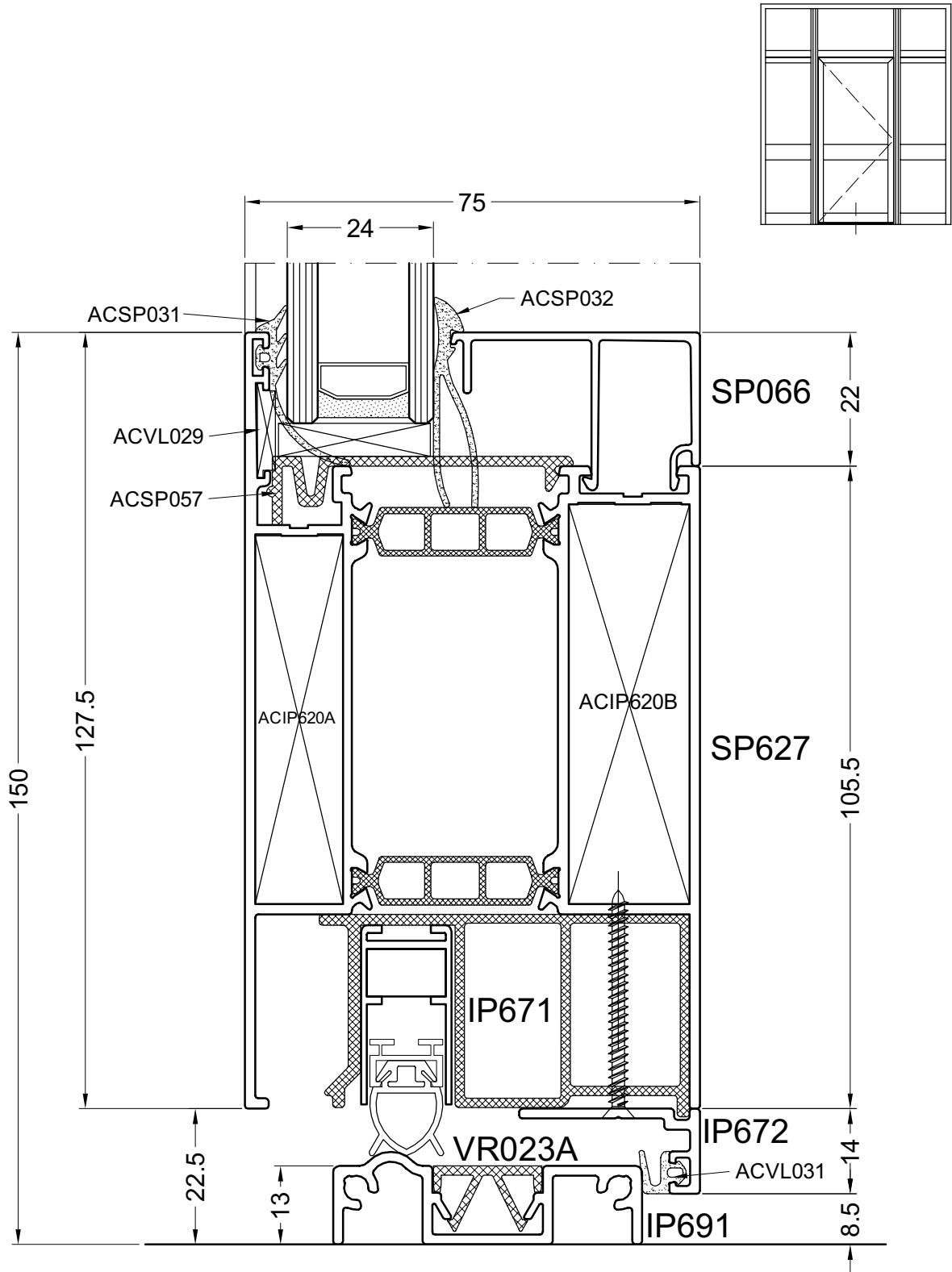
Door49



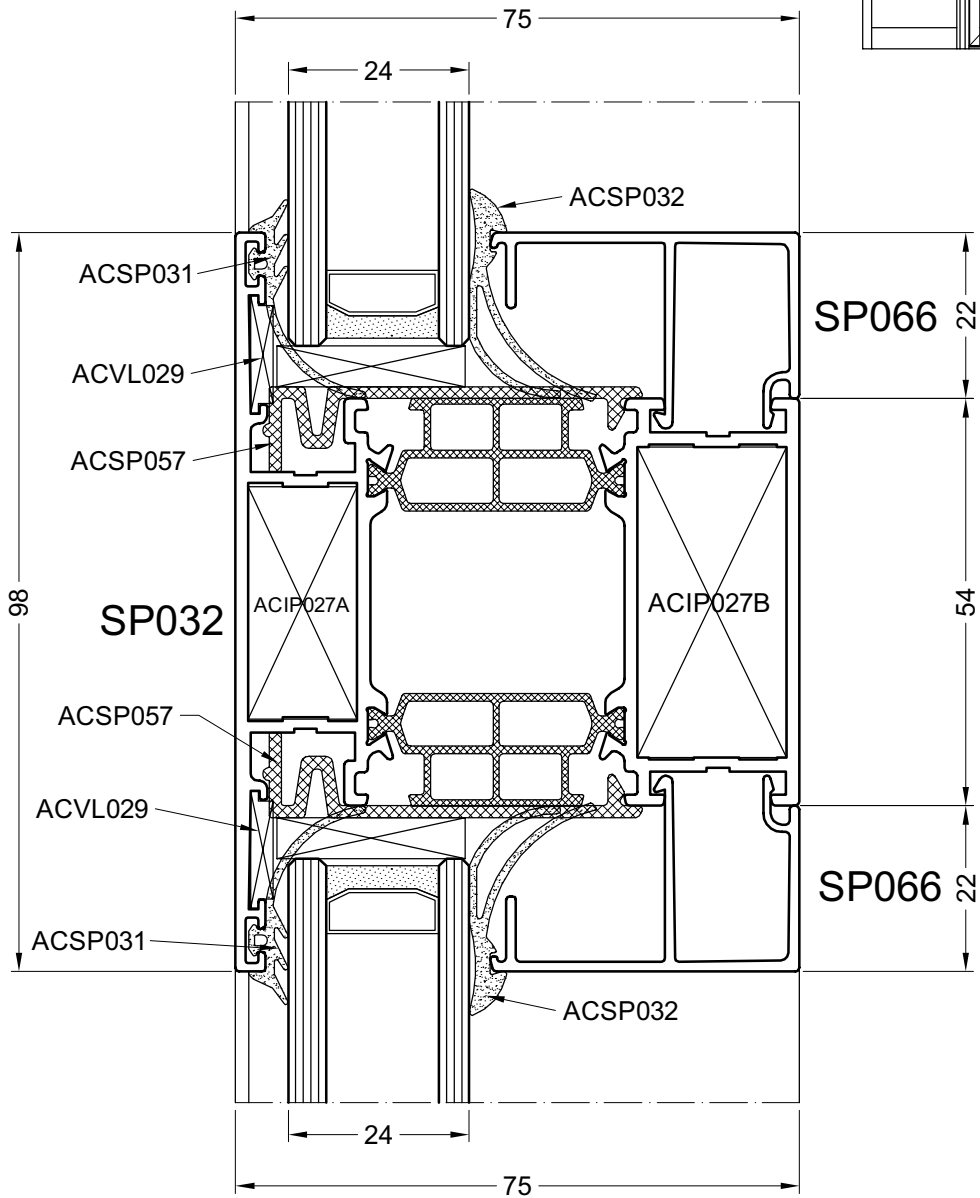
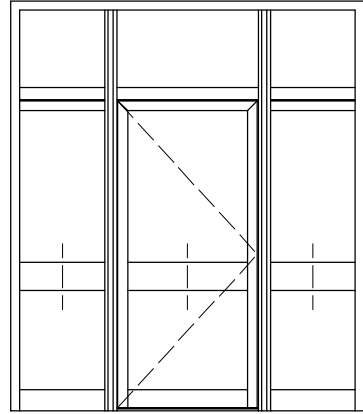
door50

51

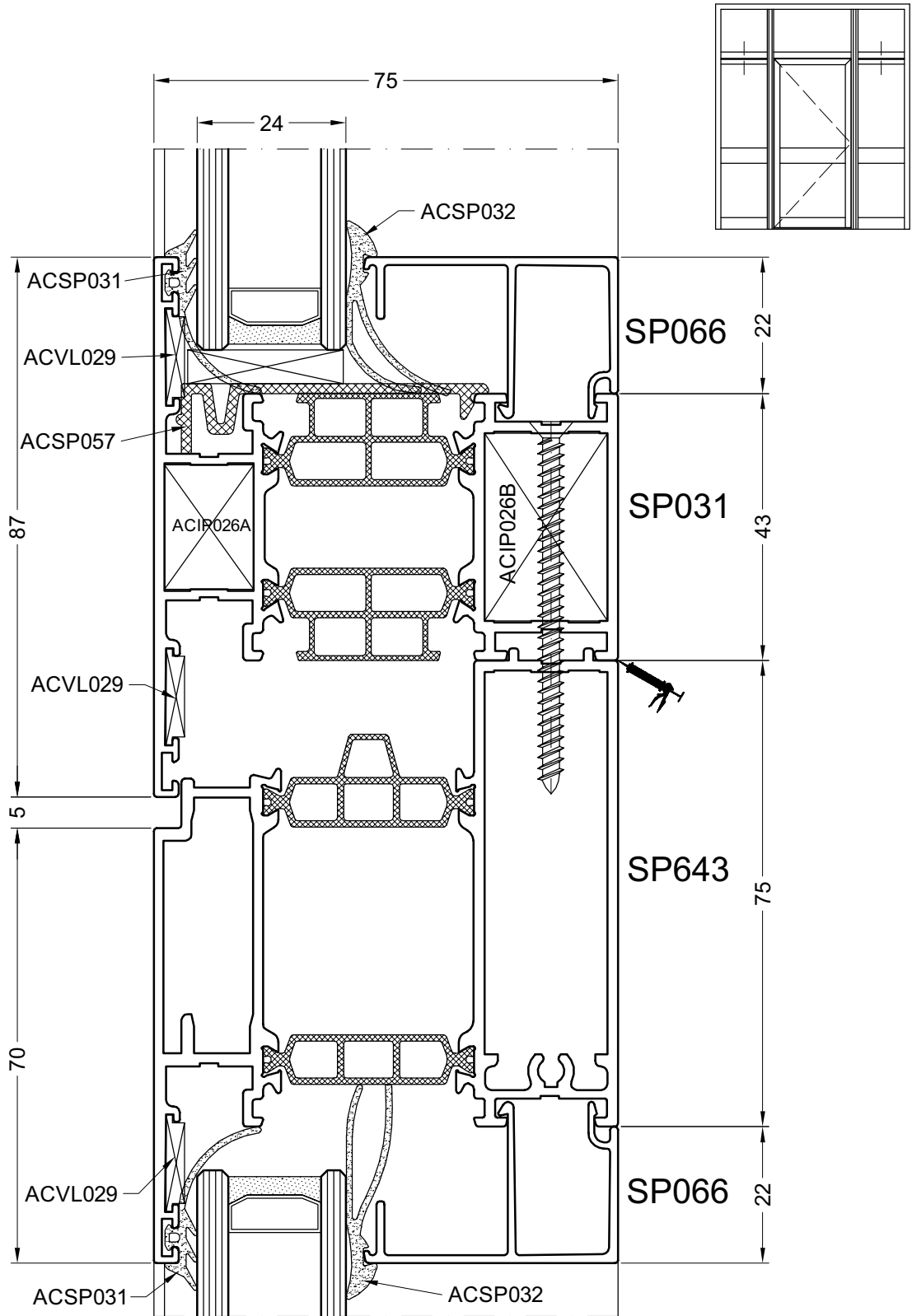
DOORSNEDE - COUPE - SCHNITT - SECTION



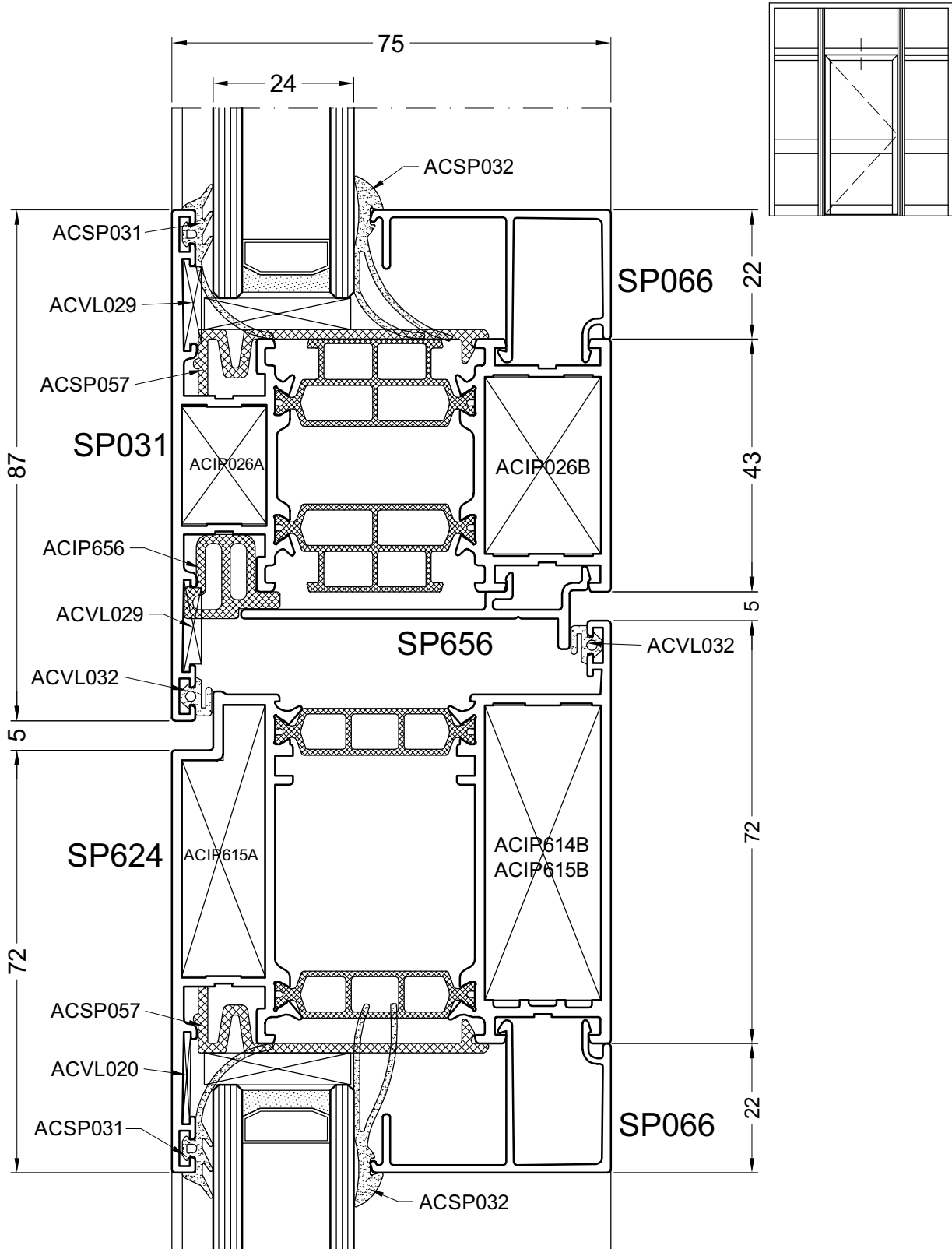
Door51



Door52



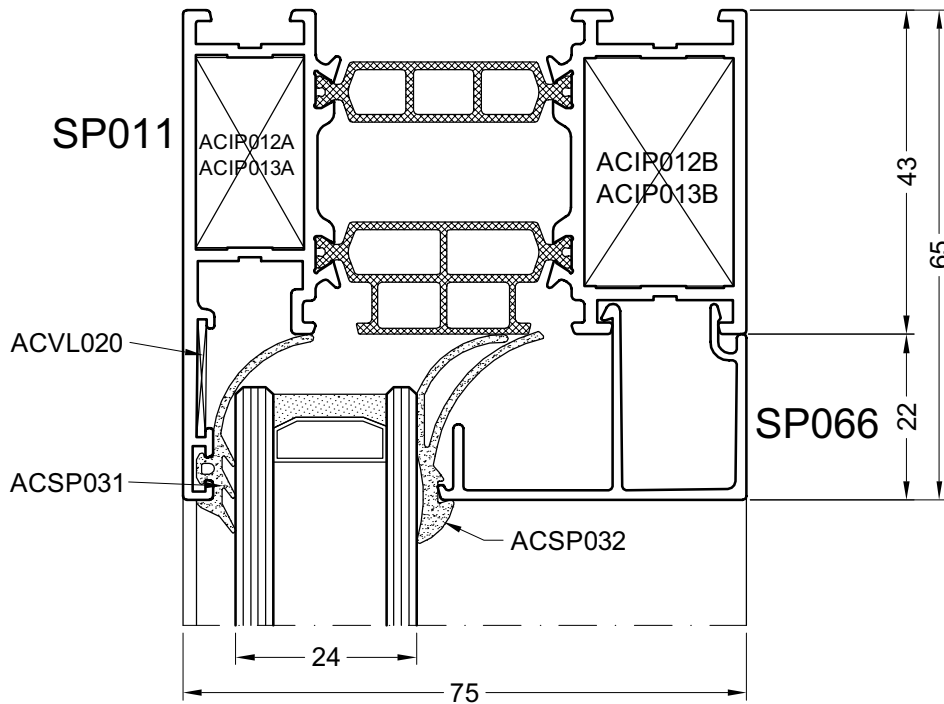
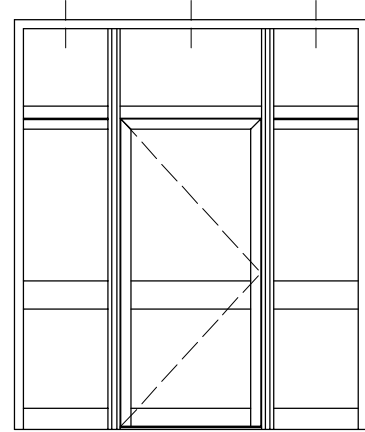
Door53



door54

55

DOORSNEDE - COUPE - SCHNITT - SECTION



GLASTABEL
TABLE DE VITRAGE
BEGLAZUNG TABELLE
GLAZING TABLE

DOORSNEDE - COUPE - SCHNITT - SECTION

Glasdikte (mm) Epaisseur de verre (mm) Glas dicke (mm) Glass thickness (mm)	Rubber buiten Joint ext. Glasdichtung aussen Gasket outside	Rubber binnen Joint int. Glasdichtung innen Gasket inside	Glaslat Latte a vitrage Verglasung latte Glazing bead
14	ACSP031	ACSP0340	IP065
15	ACSP031	ACSP034	IP065
16	ACSP031	ACSP033	IP065
17	ACSP031	ACSP032	IP065
18	ACSP031	ACSP034	SP067
19	ACSP031	ACSP033	SP067
20	ACSP031	ACSP032	SP067
21	ACSP031	ACSP0340	SP066
22	ACSP031	ACSP034	SP066
23	ACSP031	ACSP033	SP066
24	ACSP031	ACSP032	SP066
25	ACSP031	ACSP0340	SP065
26	ACSP031	ACSP034	SP065
27	ACSP031	ACSP033	SP065
28	ACSP031	ACSP032	SP065
29	ACSP031	ACSP034	VL65
30	ACSP031	ACSP033	VL65
31	ACSP031	ACSP032	VL65
32	ACSP031	ACSP0340	VL640 & IP066
33	ACSP031	ACSP034	VL640 & IP066
34	ACSP031	ACSP033	VL640 & IP066
35	ACSP031	ACSP032	VL640 & IP066
36	ACSP031	ACSP0340	VL64 & VL164 & IP564
37	ACSP031	ACSP034	VL64 & VL164 & IP564
38	ACSP031	ACSP033	VL64 & VL164 & IP564
39	ACSP031	ACSP032	VL64 & VL164 & IP564
40	ACSP031	ACSP034	VL630
41	ACSP031	ACSP033	VL630
42	ACSP031	ACSP032	VL630
43	ACSP031	ACSP034	VL63 & VL163
44	ACSP031	ACSP033	VL63 & VL163
45	ACSP031	ACSP032	VL63 & VL163
46	ACSP031	ACSP034	VL162 & VL166
47	ACSP031	ACSP033	VL162 & VL166
48	ACSP031	ACSP032	VL162 & VL166
49	ACSP031	ACSP032	VL62 & VL66 & VL562
50	ACSP031	ACSP033	VL612
51	ACSP031	ACSP032	VL612
52	ACSP031	ACSP033	VL611 & VL161
53	ACSP031	ACSP032	VL611 & VL161
54	ACSP031	ACSP0340	VL610
55	ACSP031	ACSP034	VL610
56	ACSP031	ACSP033	VL610
57	ACSP031	ACSP032	VL610
58	ACSP031	ACSP0340	VL61
59	ACSP031	ACSP034	VL61
60	ACSP031	ACSP033	VL61
61	ACSP031	ACSP032	VL61

VAST RAAM
CHASSIS FIXE
FEST FELD
FIXED WINDOW

ZAAGTABELLEN - TABLES DE SCIAGES - ZUSCHNITT-TABELLEN - SAWING TABLES

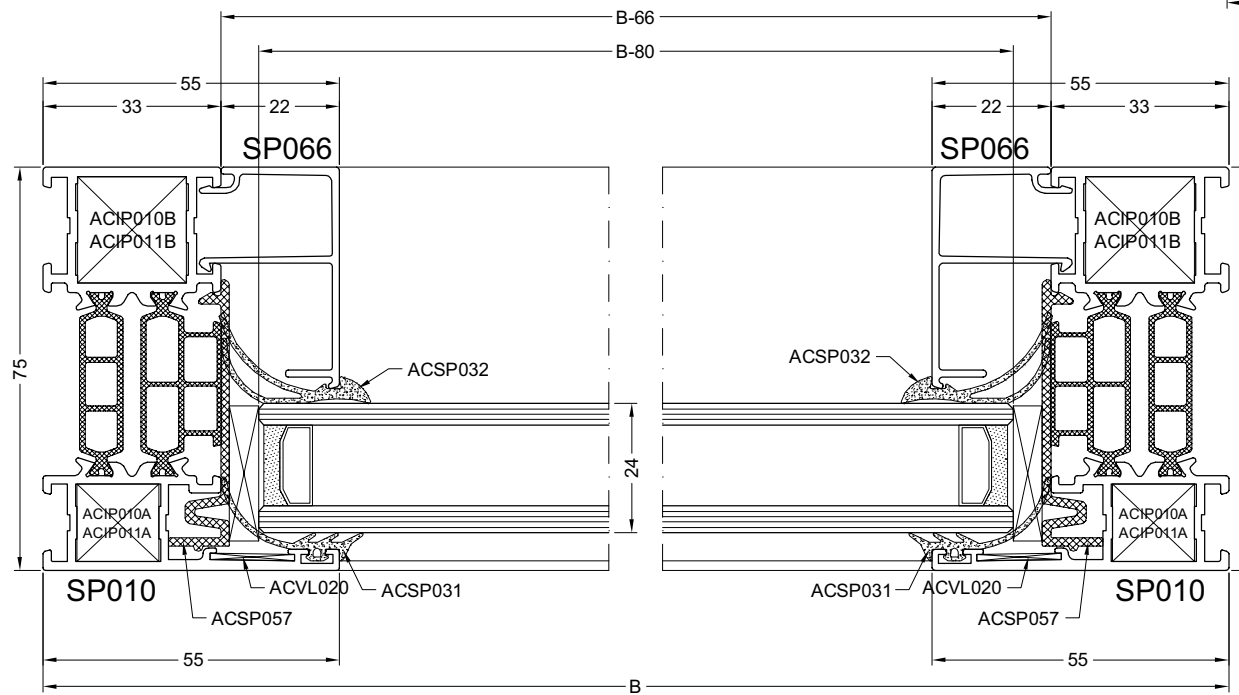
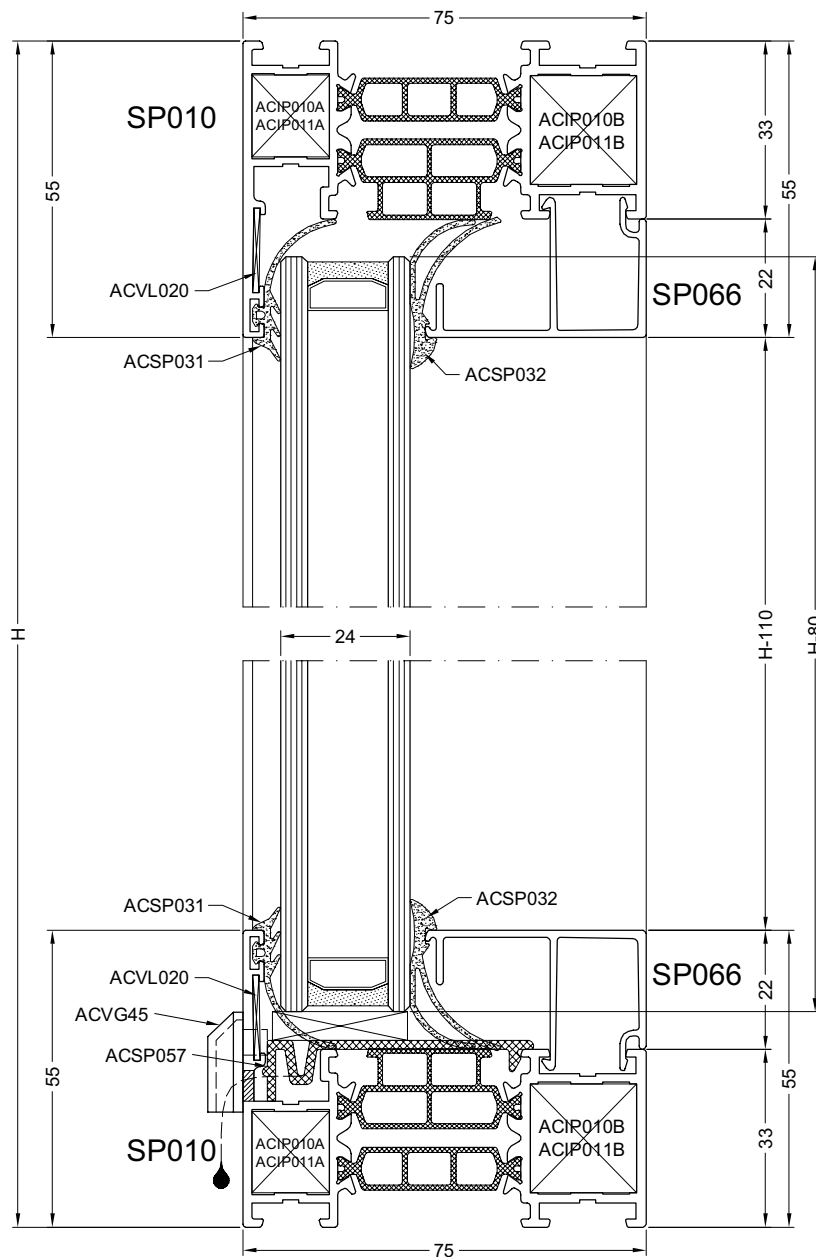
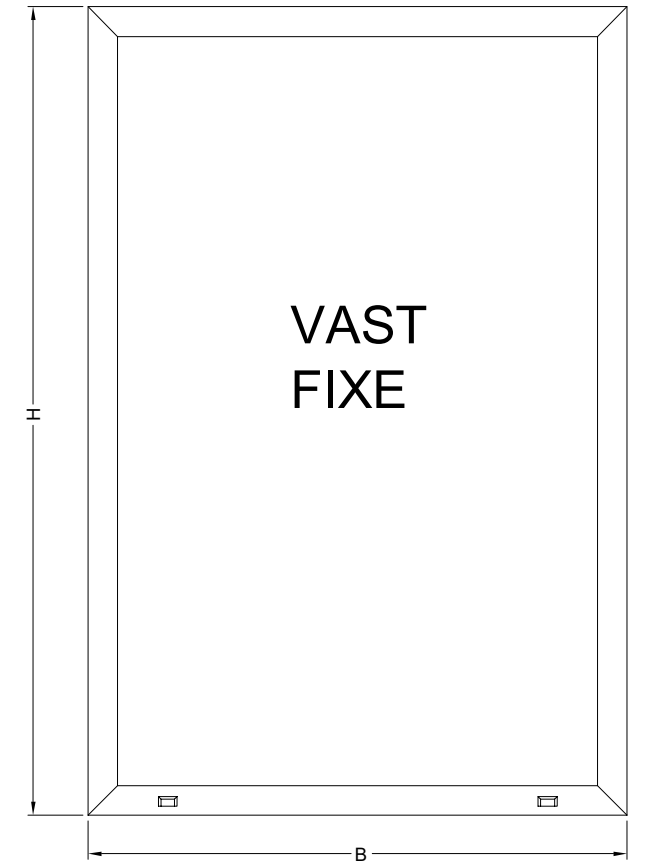
PROFIELEN PROFILES PROFILE PROFILS

SP010		2		B
SP010		2		H
SP066		2		B - 66
SP066		2		H - 110

TOEBEHOREN ACCESSOIRES
ZUBEHORTEILE ACCESSORIES

ACIP010A/11A	4
ACIP010B/11B	4
ACVL020	4
ACSP057	4
ACVG45	2
ACSP031	2B + 2H - 300
ACSP03*	2B + 2H - 300

GLASMATEN
DIMENSIONS DES VITRAGES B - 80
GLASMASSE
GLASS SIZES H - 80



spe01

ENKEL OPENDRAAIEND RAAM
OUVRANT A LA FRANCAISE
DREHFLUGEL
CASEMENT WINDOW

ZAAGTABELLEN - TABLES DE SCIAGES - ZUSCHNITT-TABELLEN - SAWING TABLES

PROFIELEN PROFILES PROFILE PROFILS

SP010		2		B
SP010		2		H
SP020		2		B - 56
SP020		2		H - 56
SP066		2		B - 156
SP066		2		H - 200
VL59		1		X - 100
VL59		1		H - (X + 156)

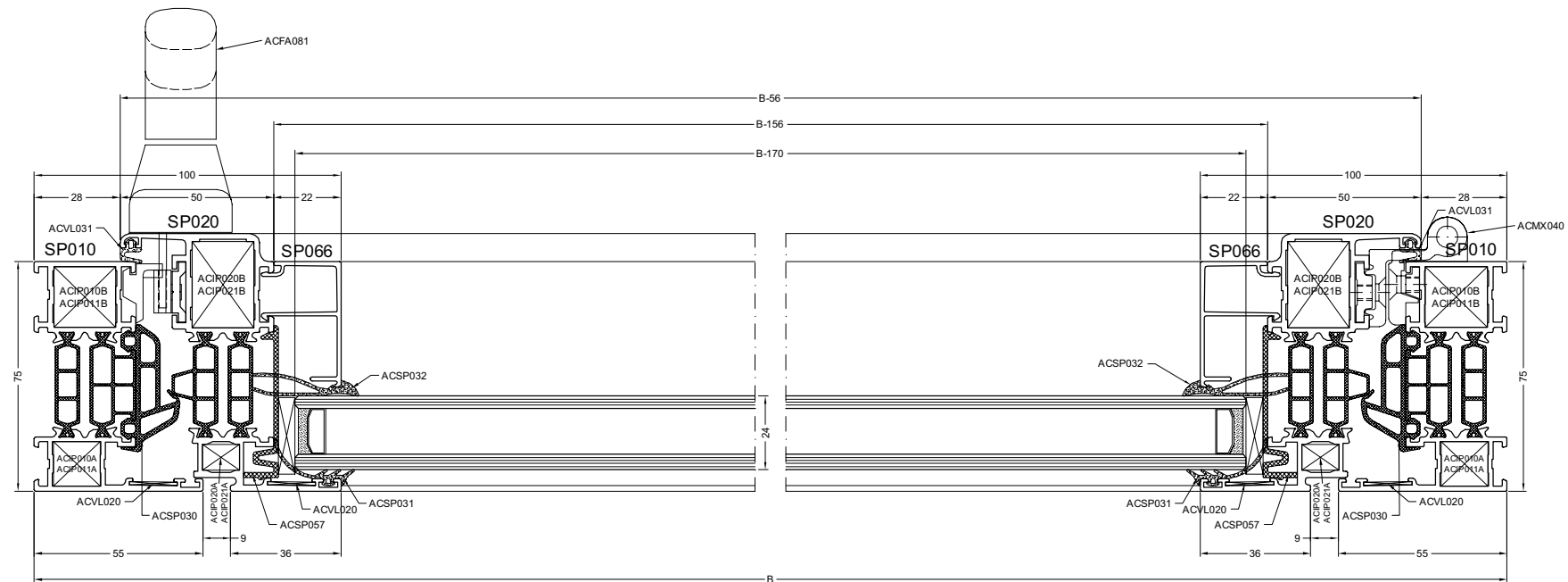
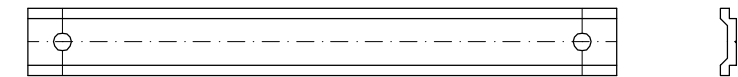
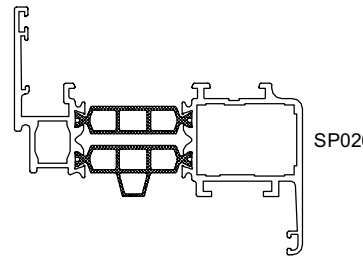
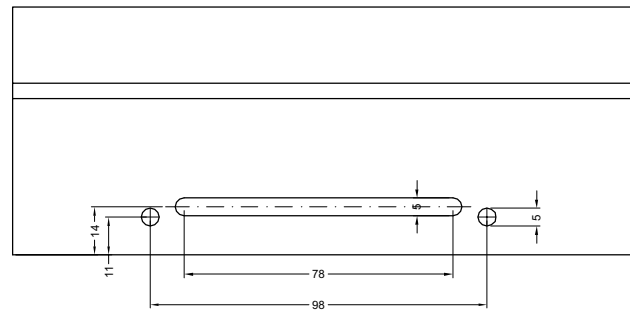
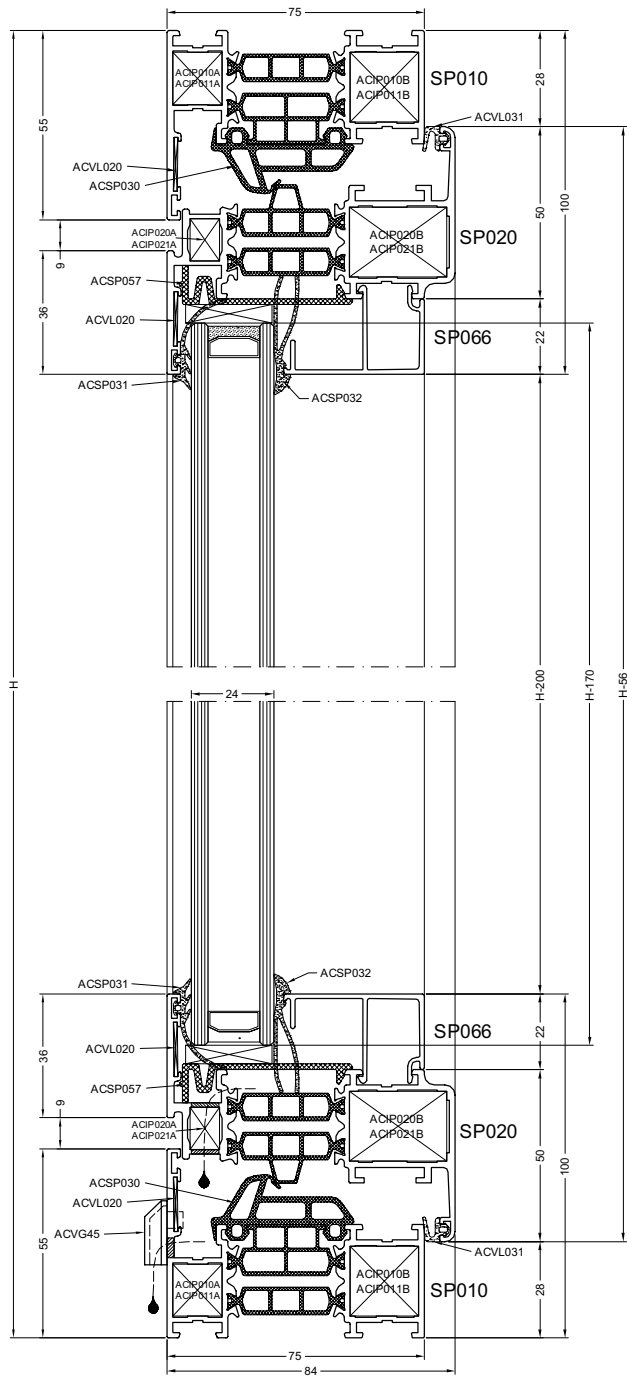
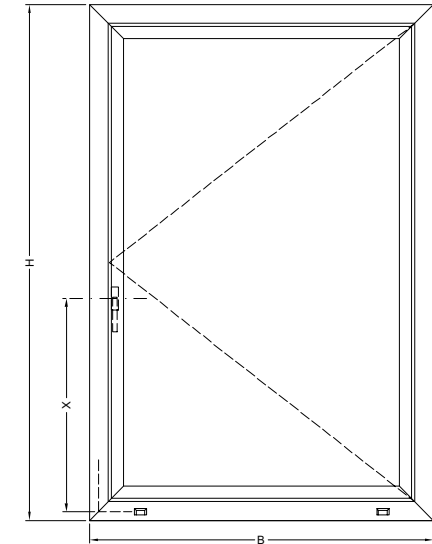
GLASMATEN DIMENSIONS DES VITRAGES GLASMASSE GLASS SIZES	B - 170 H - 170
--	--------------------

TOEBEHOREN ACCESSOIRES
ZUBEHORTEILE ACCESSORIES

ACIP010A/11A	4
ACIP010B/11B	4
ACIP020A/21A	4
ACIP020B/21B	4
ACVL020	8
ACSP057	4
ACVG45	2
ACSP031	2B + 2H - 600
ACSP03*	2B + 2H - 600
ACMX040	2
ACFA050	1 SET
ACFA051	1
ACFA081	1
ACFA083	1
ACVL031	2B + 2H - 200
ACSP030	2B + 2H - 200

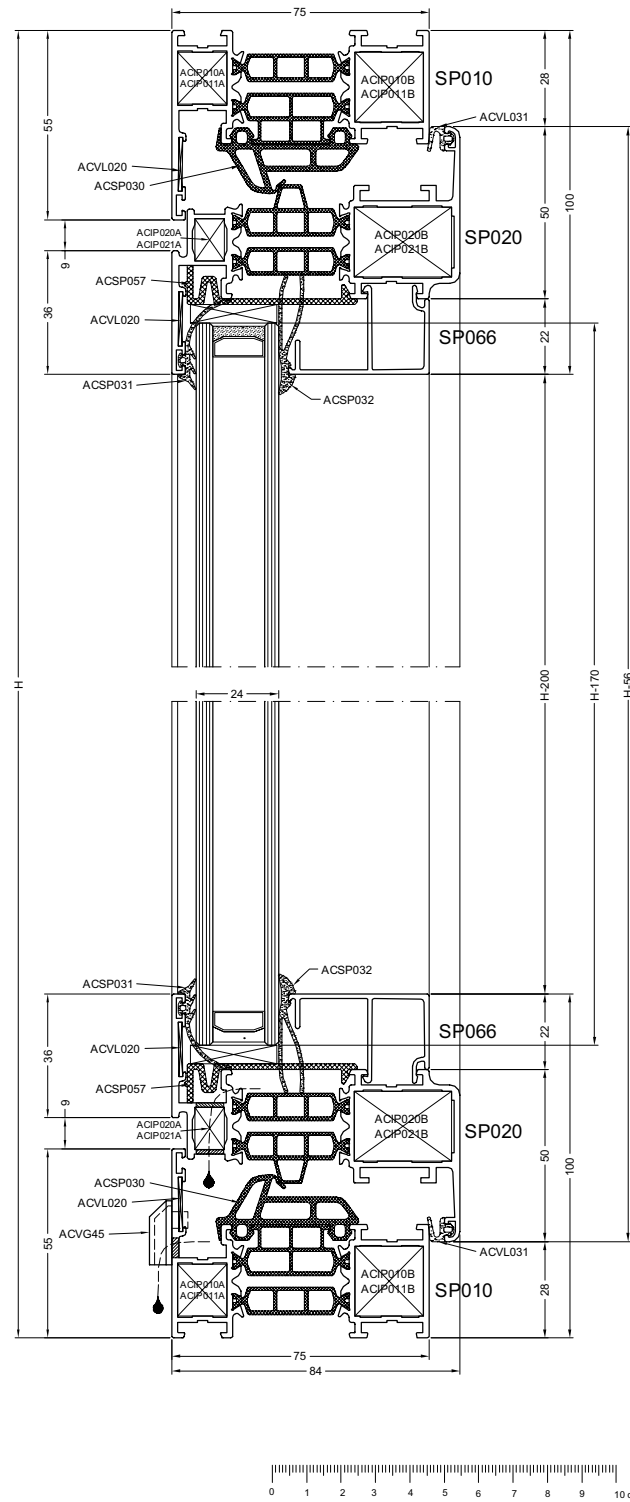
EXTRA

ACMX040	
ACSB041	



STOLPRAAM
DOUBLE OUVRANT A LA FRANCAISE
STULPFENSTER
DOUBLE CASEMENT WINDOW

ZAAGTABELLEN - TABLES DE SCIAGES - ZUSCHNITT-TABELLEN - SAWING TABLES



PROFIELEN PROFILES PROFILE PROFILS

SP010		2		B
SP010		2		H
SP020		4		B/2 - 30.5
SP020		4		H - 56
SP040		1		H - 132
SP066		4		B/2 - 130.5
SP066		4		H - 200
VL59		1		X - 100
VL59		1		H - (X + 156)
VL59		1		Y - 175
VL59		1		H - (Y + 199)

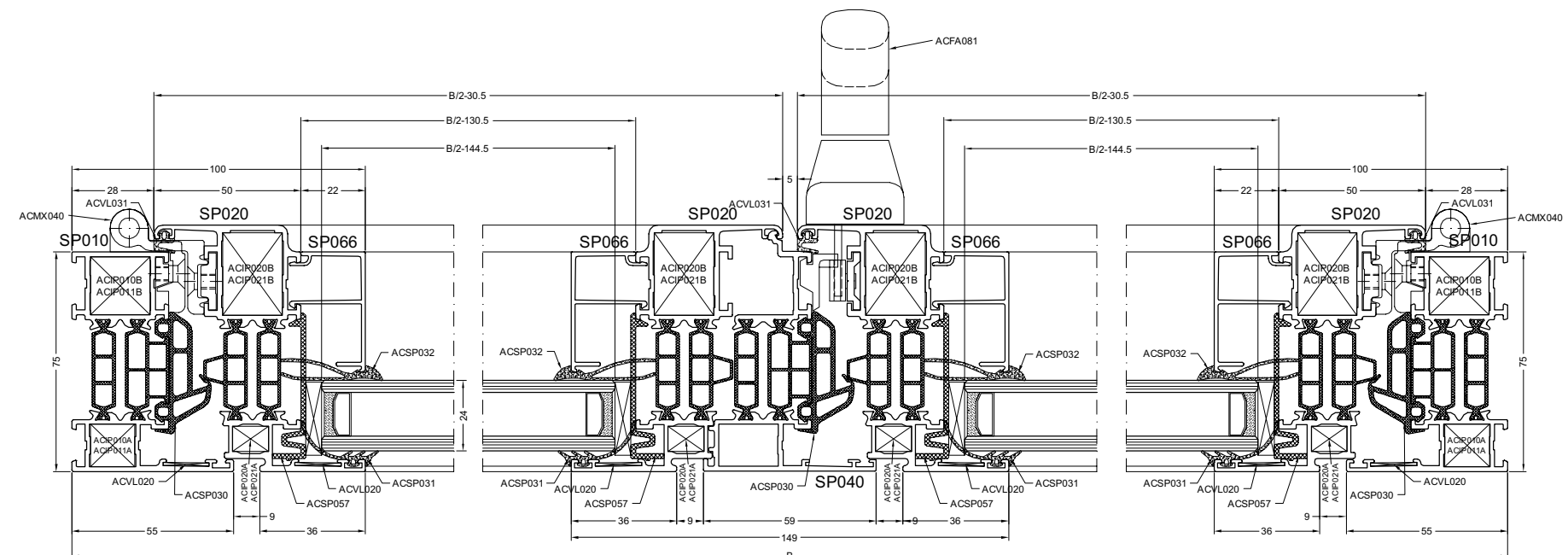
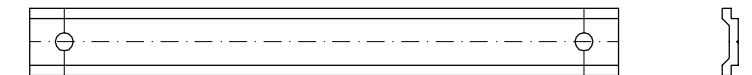
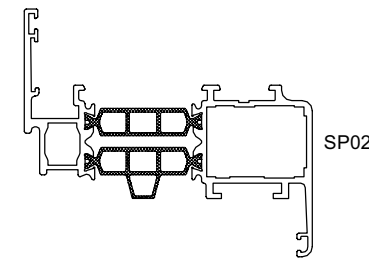
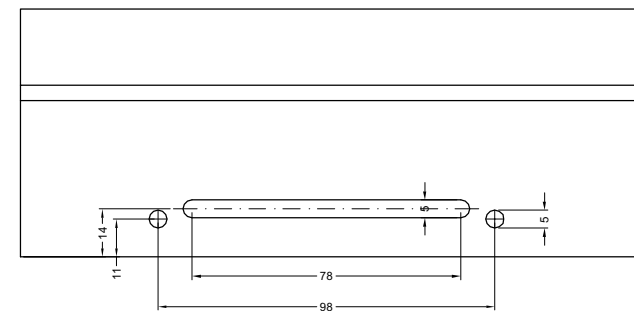
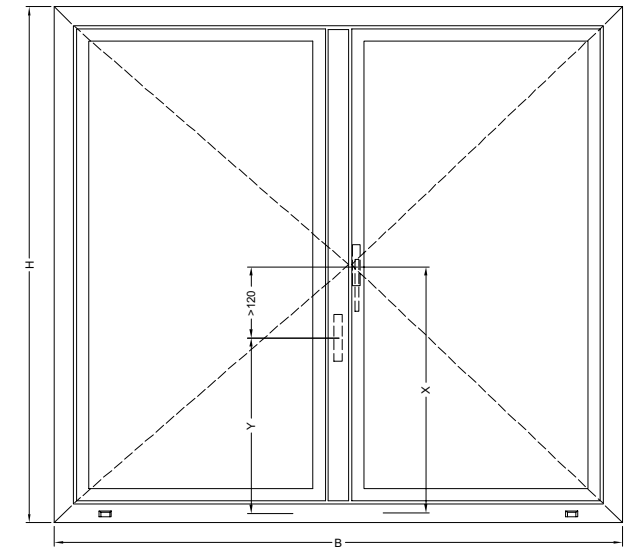
GLASMATEN DIMENSIONS DES VITRAGES GLASSMASSE GLASS SIZES	2X	B/2 - 144.5 H - 170
---	----	------------------------

TOEBEHOREN ACCESSOIRES
ZUBEHORTEILE ACCESSORIES

ACIP010A/11A	4
ACIP010B/11B	4
ACIP020A/21A	8
ACIP020B/21B	8
ACVL020	12
ACSP057	8
ACVG45	2
ACSP031	2B + 4H - 1200
ACSP03*	2B + 4H - 1200
ACMX040	4
ACFA050	1 SET
ACFA051	1
ACFA055/056	1 SET
ACFA081	1
ACFA083	1
ACVL031	2B + 3H - 250
ACSP030	2B + 3H - 250
ACSP054	1 SET

EXTRA

ACMX040	
---------	--



DRAAIKIP RAAM
CHASSIS OSCILLO-BATTANT
DREH-KIPPENFENSTER
TILT AND TURN WINDOW

ZAAGTABELLEN - TABLES DE SCIAGES - ZUSCHNITT-TABELLEN - SAWING TABLES

PROFIELN PROFILES PROFILE PROFILS

SP010		2		B
SP010		2		H
SP020		2		B - 56
SP020		2		H - 56
SP066		2		B - 156
SP066		2		H - 200

TOEBEHOREN ACCESSOIRES
ZUBEHÖRTEILE ACCESSORIES

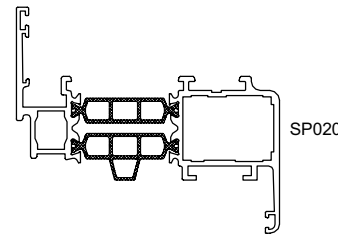
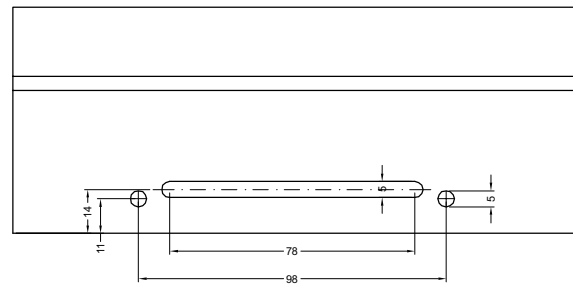
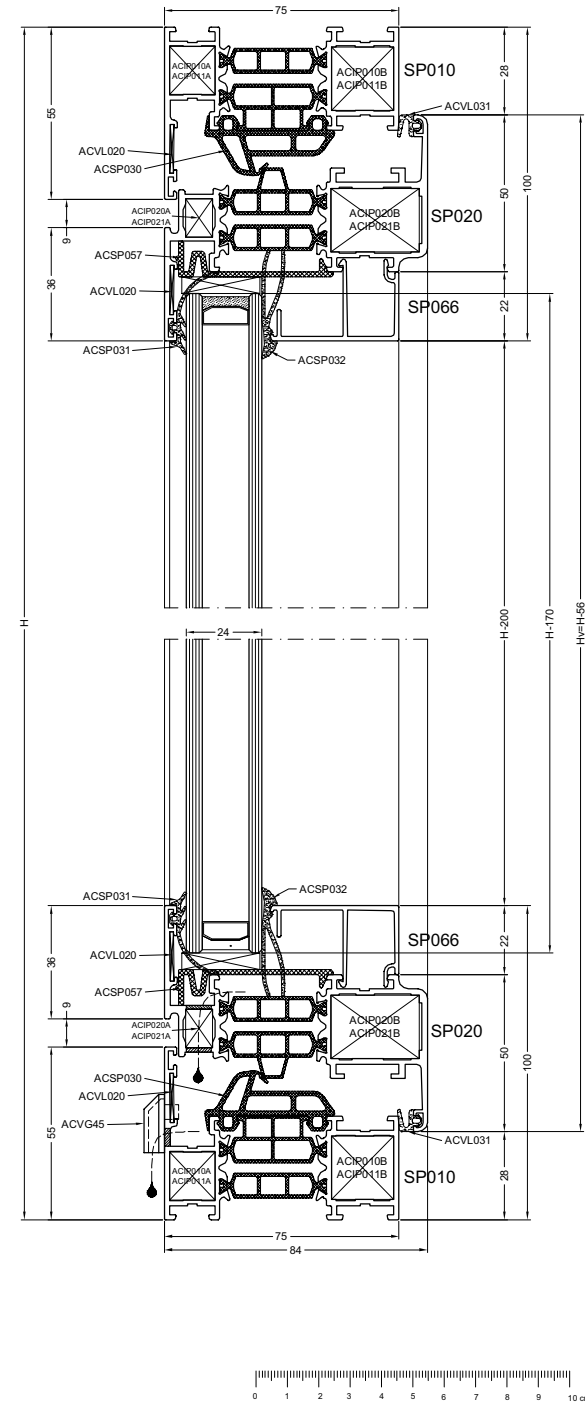
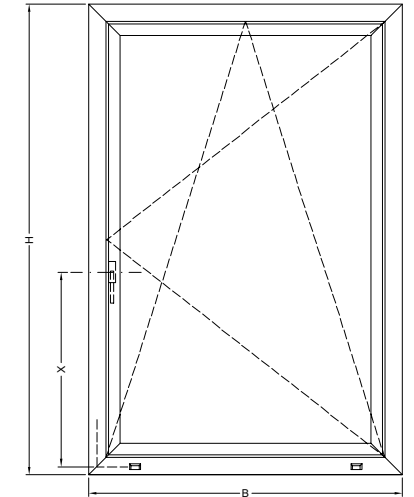
ACIP010A/11A	4
ACIP010B/11B	4
ACIP020A/21A	4
ACIP020B/21B	4
ACVL020	8
ACSP057	6
ACVG45	2
ACSP031	2B + 2H - 600
ACSP03*	2B + 2H - 600
ACVL031	2B + 2H - 200
ACSP030	2B + 2H - 200

DRAAI-KIP ** OSCILLO-BATTANT ** DREH-KIP ** TURN & TILT

Hv	Bv	402-750	526-1200	816-1080	1080-1700	1200-1700
500-1080		ACFA070XX 1x	ACFA070XX 1x	ACFA070XX 1x	ACFA070XX 1x	
		ACFA071 1x	ACFA081XX 1x	ACFA081XX 1x	ACFA073 1x	
		ACFA081XX (ACFA084XX) 1x	ACFA072 1x	ACFA073 1x	ACFA079 1x	
		VL59 1x(Bv-372)	VL59 1x(Bv-496)	VL59 1x(Bv-750)	VL59 1x(Bv-750)	
1080-2400		VL59 X-147	VL59 X-147	VL59 X-147	VL59 X-147	
		VL59 Hv-(X+191)	VL59 Hv-(X+191)	VL59 Hv-(X+191)	VL59 Hv-(X+191)	
		ACFA070XX 1x	ACFA070XX 1x	ACFA070XX 1x	ACFA070XX 1x	ACFA070XX 1x
		ACFA071 1x	ACFA072 1x	ACFA073 1x	ACFA073 1x	ACFA072 1x
		ACFA078 1x	ACFA078 1x	ACFA078 1x	ACFA078 1x	ACFA078 1x
		ACFA081XX (ACFA084XX) 1x	ACFA081XX (ACFA084XX) 1x	ACFA081XX (ACFA084XX) 1x	ACFA079 1x	ACFA081XX (ACFA082XX) 1x
		VL59 1x(Hv/2)-189	VL59 1x(Hv/2)-189	VL59 1x(Hv/2)-189	VL59 1x(Hv/2)-189	VL59 1x(Hv/2)-189
		VL59 1x(Bv-372)	VL59 1x(Bv-496)	VL59 1x(Bv-750)	VL59 1x(Bv-750)	VL59 1x(Bv-750)
	VL59 X-147	VL59 X-147	VL59 X-147	VL59 X-147	VL59 X-147	
	VL59 Hv-(X+263)	VL59 Hv-(X+263)	VL59 Hv-(X+263)	VL59 Hv-(X+263)	VL59 Hv-(X+263)	

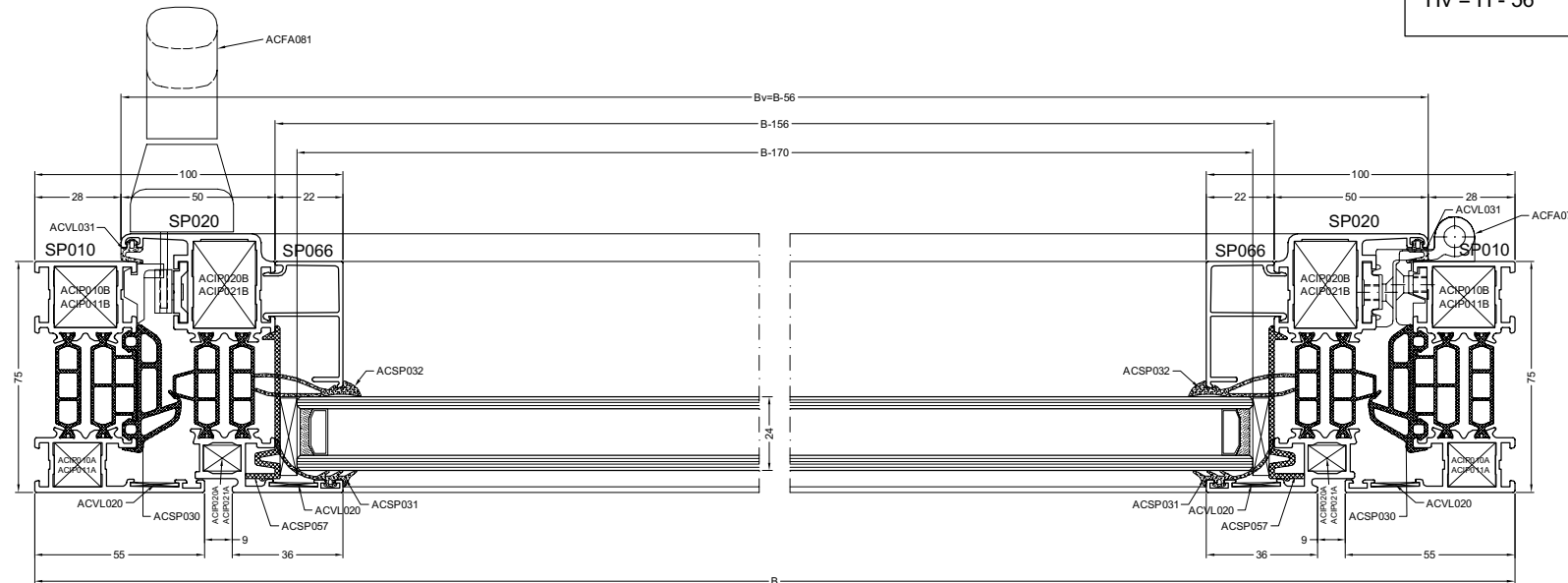
KIP-DRAAI ** MANOEUVRE LOGIQUE ** KIPDREH ** TILT BEFORE TURN

Hv	Bv	402-750	562-1200	816-1080	1080-1700
500-1080		ACFA061 1x	ACFA062 1x	ACFA063 1x	
		ACFA069 1x	ACFA069 1x	ACFA069 1x	
		ACFA081XX (ACFA082XX) 1x	ACFA081XX (ACFA082XX) 1x	ACFA081XX (ACFA082XX) 1x	
		VL59 1x(Bv-372)	VL59 1x(Bv-496)	VL59 1x(Bv-750)	
1080-2400		VL59 X-147	VL59 X-147	VL59 X-147	
		VL59 Hv-(X+191)	VL59 Hv-(X+191)	VL59 Hv-(X+191)	
		ACFA061 1x	ACFA062 1x	ACFA063 1x	ACFA063 1x
		ACFA069 1x	ACFA069 1x	ACFA069 1x	ACFA065 1x
		ACFA078 1x	ACFA078 1x	ACFA078 1x	ACFA069 1x
		ACFA081XX (ACFA082XX) 1x	ACFA081XX (ACFA082XX) 1x	ACFA081XX (ACFA082XX) 1x	ACFA078 1x
		VL59 1x(Hv/2)-189	VL59 1x(Bv-496)	VL59 1x(Bv-750)	VL59 1x(Bv-750)
		VL59 1x(Bv-372)	VL59 1x(Hv/2)-189	VL59 1x(Hv/2)-189	VL59 1x(Hv/2)-189
	VL59 X-147	VL59 X-147	VL59 X-147	VL59 1x(Bv/2)-154	
	VL59 Hv-(X+263)	VL59 Hv-(X+263)	VL59 Hv-(X+263)	VL59 1x(Hv/2)-189	



GLASMATEN DIMENSIONS DES VITRAGES B - 170
GLASSMASSE GLASS SIZES H - 170

Bv = B - 56
Hv = H - 56



DRAAIKIP RAAM
CHASSIS OSCILLO-BATTANT
DREH-KIPPFENSTER
TILT AND TURN WINDOW

ZAAGTABELLEN - TABLES DE SCIAGES - ZUSCHNITT-TABELLEN - SAWING TABLES

PROFIELEN PROFILES PROFILE PROFILS

SP010		2		B
SP010		2		H
SP020		4		B/2 - 30.5
SP020		4		H - 56
SP040		1		H - 132
SP066		4		B/2 - 130.5
SP066		4		H - 200
VL59		1		Y - 175
VL59		1		(H-56) - (Y+143)

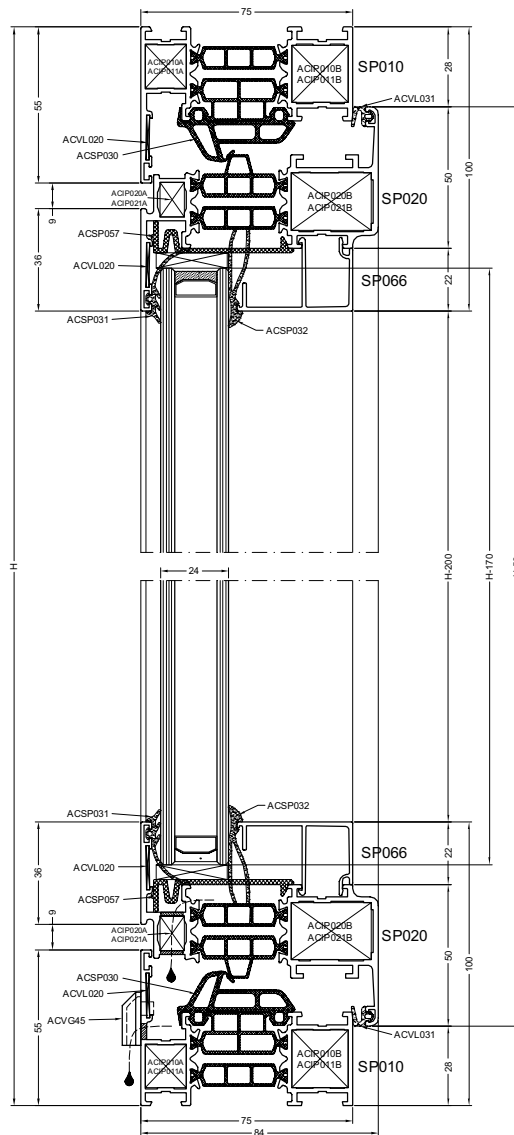
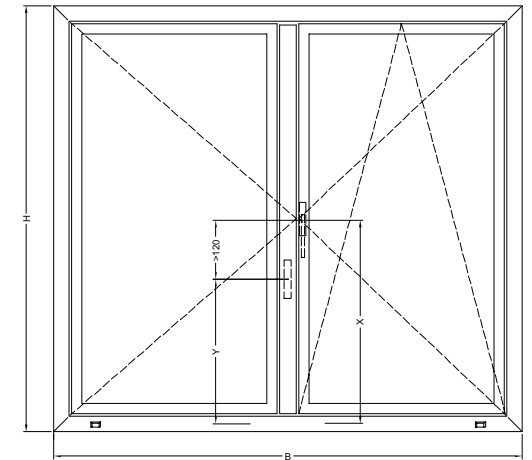
GLASMATEN DIMENSIONS DES VITRAGES GLASSMASSE GLASS SIZES	2X	B/2 - 144.5 H - 170
---	----	------------------------

TOEBEHOREN ACCESSOIRES
ZUBEHÖRTEILE ACCESSORIES

ACIP010A/11A	4
ACIP010B/11B	4
ACIP020A/21A	8
ACIP020B/21B	8
ACVL020	12
ACSP057	10
ACVG45	2
ACSP031	2B + 4H - 1200
ACSP03*	2B + 4H - 1200
ACFA101	1
ACFA055	1
ACFA081	1
ACVL031	2B + 3H - 250
ACSP030	2B + 3H - 250
ACSP054	1 SET

EXTRA

ACFA042	Naar gelang van H Au fur et a mesure que H Je nach H In proportion to H
---------	--

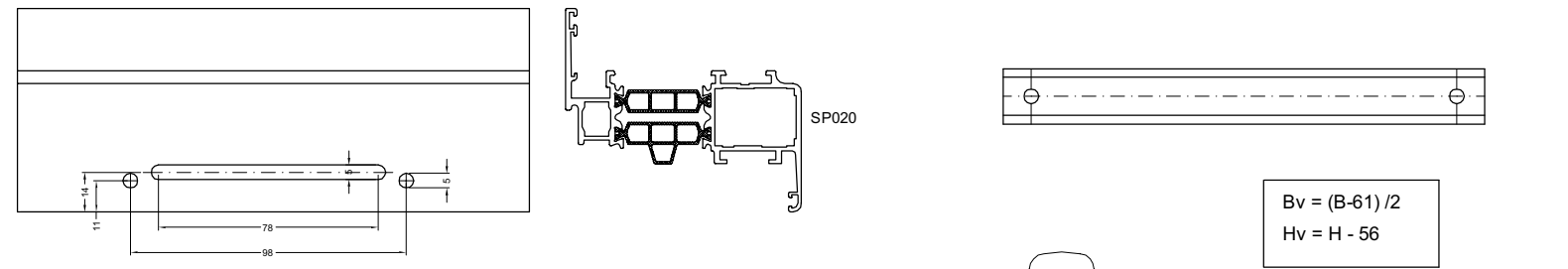


DRAAI-KIP ** OSCILLO-BATTANT ** DREH-KIP ** TURN & TILT

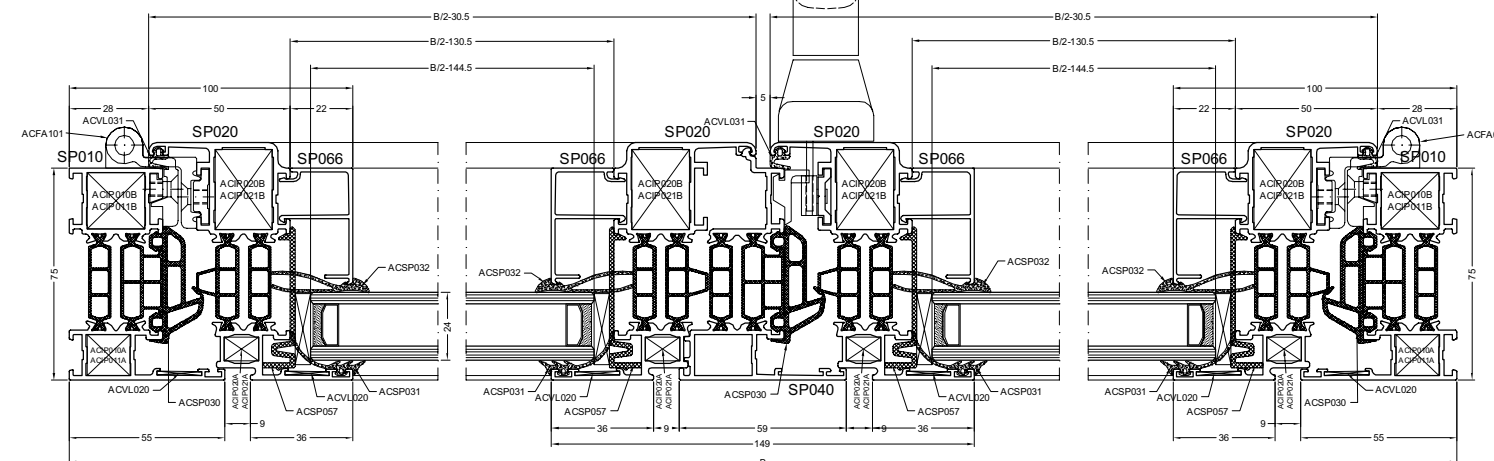
Hv	Bv	402-750	526-1200	816-1080	1080-1700	1200-1700
500-1080		ACFA070XX 1x	ACFA070XX 1x	ACFA070XX 1x	ACFA070XX 1x	
		ACFA071 1x	ACFA072 1x	ACFA073 1x	ACFA074 1x	
		ACFA081XX (ACFA084XX) 1x	ACFA081XX (ACFA084XX) 1x	ACFA081XX (ACFA084XX) 1x	ACFA081XX (ACFA084XX) 1x	
		VL59 1x(Bv-372)	VL59 1x(Bv-496)	VL59 1x(Bv-750)	VL59 1x(Bv-750)	
1080-2400		ACFA070XX 1x	ACFA070XX 1x	ACFA070XX 1x	ACFA070XX 1x	ACFA070XX 1x
		ACFA071 1x	ACFA072 1x	ACFA073 1x	ACFA074 1x	ACFA075 1x
		ACFA081XX (ACFA084XX) 1x	ACFA081XX (ACFA084XX) 1x	ACFA081XX (ACFA084XX) 1x	ACFA081XX (ACFA084XX) 1x	ACFA081XX (ACFA084XX) 1x
		VL59 1x(Hv/2)-189	VL59 1x(Hv/2)-189	VL59 1x(Hv/2)-189	VL59 1x(Hv/2)-189	VL59 1x(Hv/2)-189

KIP-DRAAI ** MANOEUVRE LOGIQUE ** KIPDREH ** TILT BEFORE TURN

Hv	Bv	402-750	526-1200	816-1080	1080-1700
500-1080		ACFA081 1x	ACFA082 1x	ACFA083 1x	ACFA084 1x
		ACFA085 1x	ACFA086 1x	ACFA087 1x	ACFA088 1x
		ACFA081XX (ACFA082XX) 1x	ACFA081XX (ACFA082XX) 1x	ACFA081XX (ACFA082XX) 1x	ACFA081XX (ACFA082XX) 1x
		VL59 1x(Bv-372)	VL59 1x(Bv-496)	VL59 1x(Bv-750)	VL59 1x(Bv-750)
1080-2400		ACFA081 1x	ACFA082 1x	ACFA083 1x	ACFA084 1x
		ACFA085 1x	ACFA086 1x	ACFA087 1x	ACFA088 1x
		ACFA081XX (ACFA082XX) 1x	ACFA081XX (ACFA082XX) 1x	ACFA081XX (ACFA082XX) 1x	ACFA081XX (ACFA082XX) 1x
		VL59 1x(Hv/2)-189	VL59 1x(Hv/2)-189	VL59 1x(Hv/2)-189	VL59 1x(Hv/2)-189

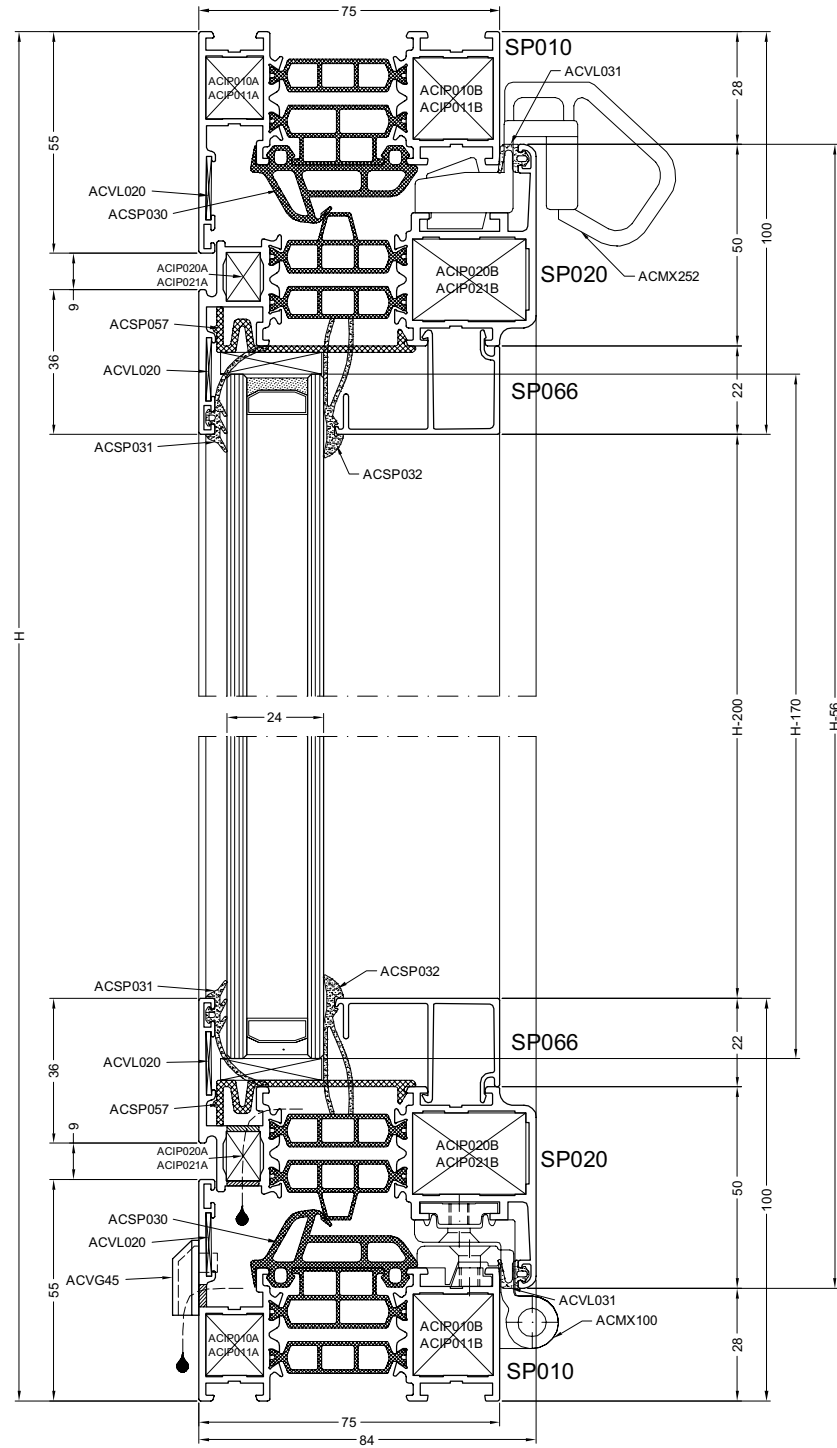


$Bv = (B-61) / 2$
 $Hv = H - 56$



KIPRAAM
FENETRE BASCULANTE
KIPPFENSTER
TILT WINDOW

ZAAGTABELLEN - TABLES DE SCIAGES - ZUSCHNITT-TABELLEN - SAWING TABLES



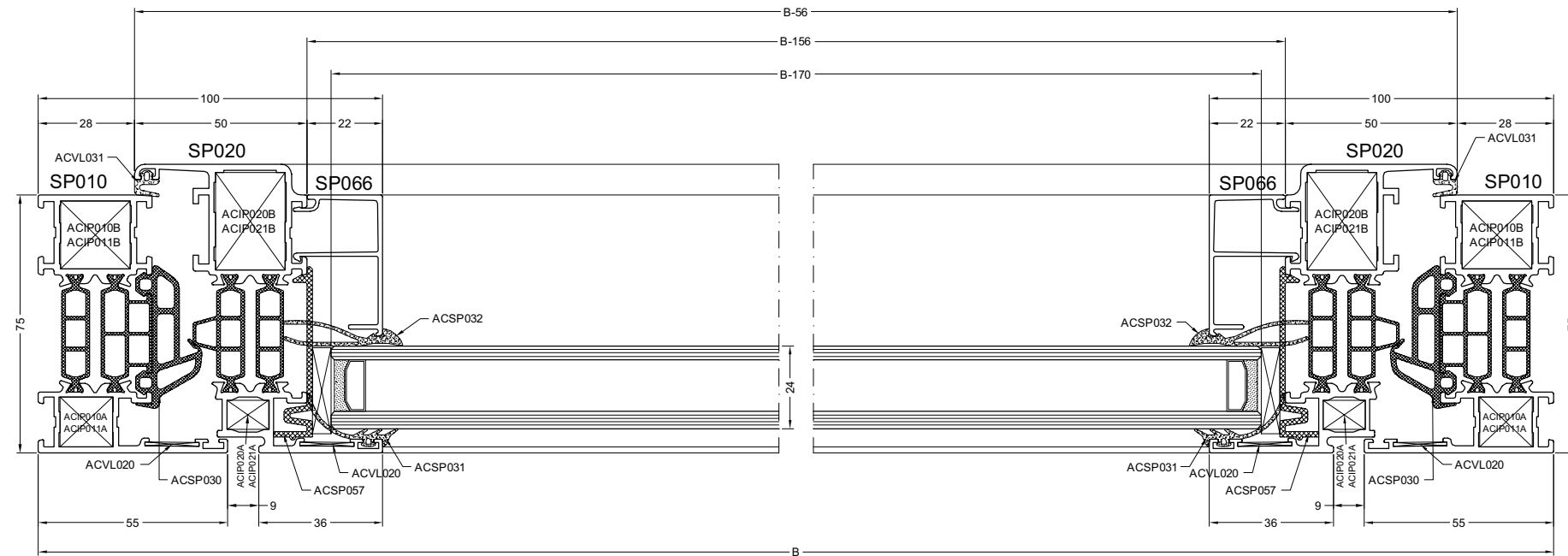
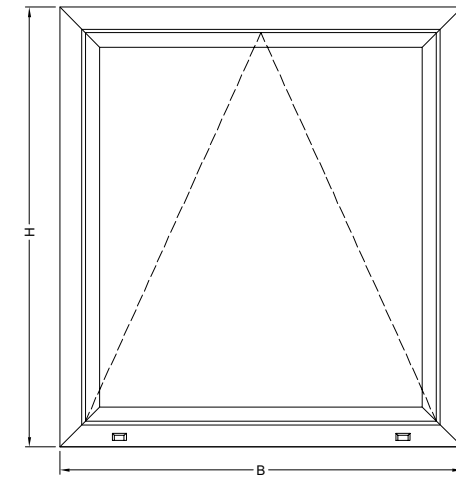
PROFIELEN PROFILES PROFILE PROFILS

SP010		2		B
SP010		2		H
SP020		2		B - 56
SP020		2		H - 56
SP066		2		B - 156
SP066		2		H - 200

**TOEBEHOREN ACCESSOIRES
ZUBEHORTEILE ACCESSORIES**

ACIP010A/11A	4
ACIP010B/11B	4
ACIP020A/21A	4
ACIP020B/21B	4
ACVL020	8
ACSP057	8
ACVG45	2
ACSP031	2B + 2H - 600
ACSP03*	2B + 2H - 600
ACMX100	2 (3)
ACMX252	1
ACMX053	1 SET
ACVL031	2B + 2H - 200
ACSP030	2B + 2H - 200

GLASMATEN
DIMENSIONS DES VITRAGES **B - 170**
GLASSMASSE
GLASS SIZES **H - 170**



KIPSCHUIF RAAM - 2 DELIG
FENETRE COULISSANTE A TRANSLATION - 2 PARTS
KIPP-SCHIEBE FENSTER - 2 TEILIG
TILT SLIDING WINDOW - 2 PARTS

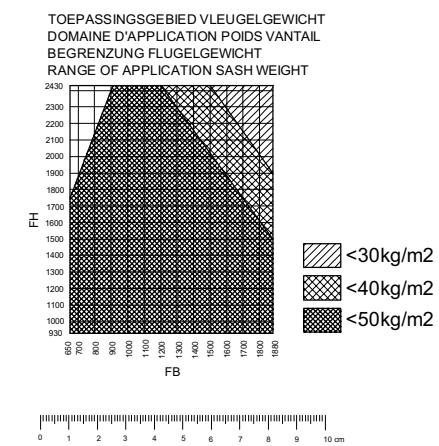
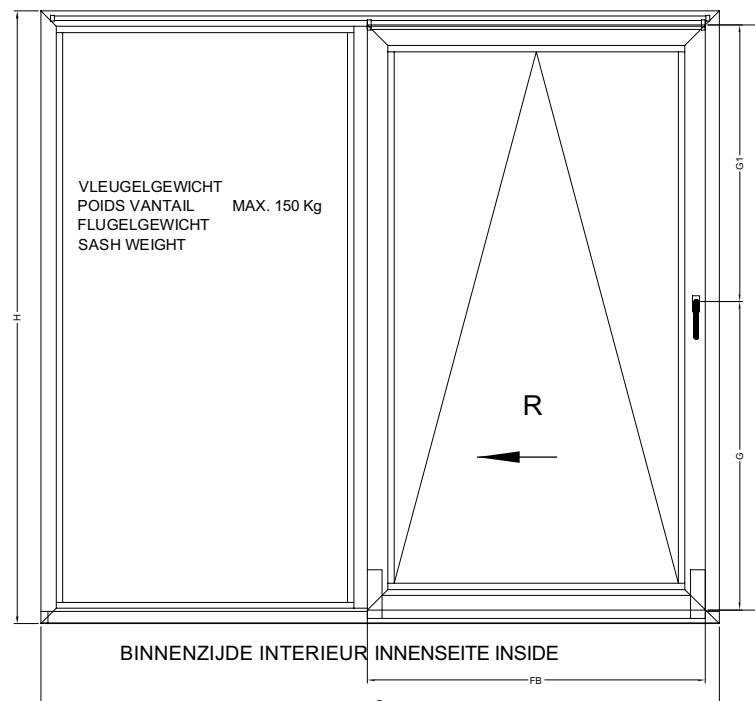
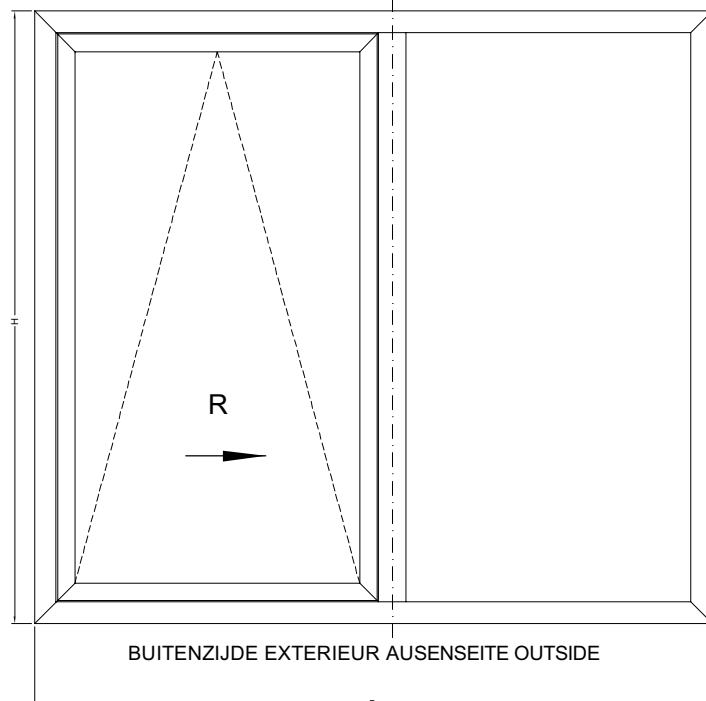
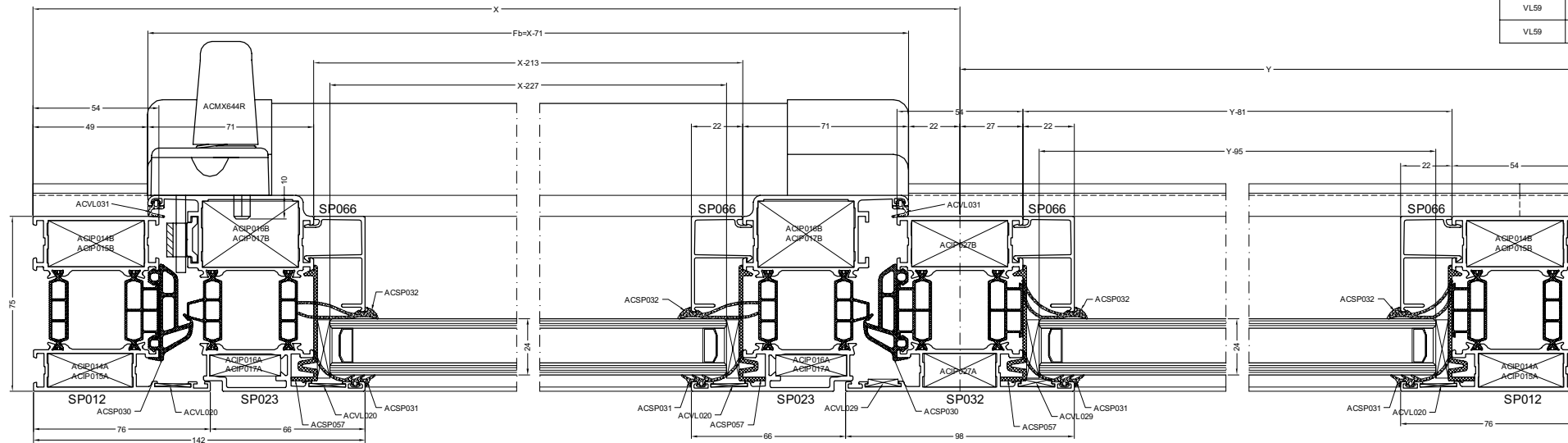
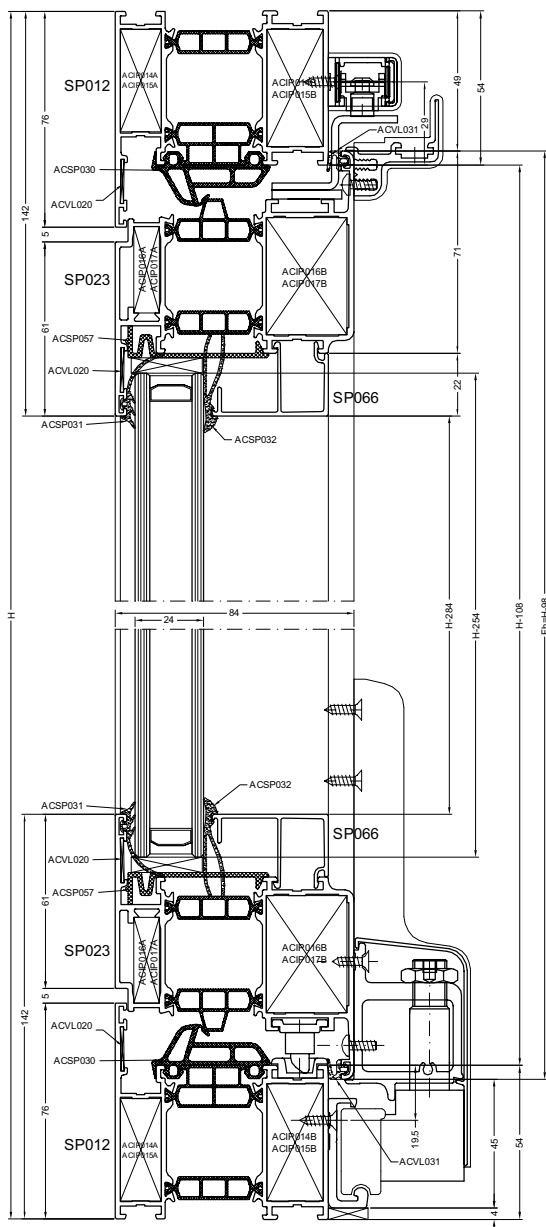
ZAAGTABELLEN - TABLES DE SCIAGES - ZUSCHNITT-TABELLEN - SAWING TABLES

VLEUGELBREEDTE	LARGEUR VANTAIL	BREITE FLUGEL	WIDTH SASH	AFMETINGEN DIMENSION		DIMENSION DIMENSION	
VASTE KADER	FIXE	FEST	FIXED	<1280mm	1281mm>1880mm		
KIPSCHUIFBESLAG	FERRURE COULISSANTE	KIPP-SCHIEBE	TILT AND SLIDE	<2630mm	2631mm>3830mm	3831mm>6000mm	
HANDGREEP ENKEL	POIGNEE	GRIF	HANDLE		ACMX644L/RXX	ACMX642L/RXX	+ ACMX643XX
HANDGREEP AFSLUITBAAR	POIGNEE VERROULLABLE	GRIF ABSCHLIESBAR	HANDLE LOCKABLE		ACMX644L XX - ACMX644R XX		
				NIET MOGELIJK - IMPOSSIBLE - UNMOGLICH - IMPOSSIBLE			

GLASMATEN DIM. VITRAGE	GLASMASSE GLASS SIZES
VLEUGEL VANTAIL	X - 227
FLUGEL SASH	H - 254
VAST FIXE	Y - 95
FEST FIXED	H - 122

VLEUGELMAAT DIM VANTAIL	FLUGELMASSE SASH SIZES
	FB = X - 71
	FH = H - 98

PROFIEN	PROFILES	PROFILE	PROFILS
SP012	2		H
SP012	2		B
SP032	1		H - 108
SP023	2		H - 98
SP023	2		X - 71
SP066	2		H - 284
SP066	2		X - 213
SP066	2		H - 152
SP066	2		Y - 81
VL59	2		
VL59	1		
VL59	1		
VL59	1		



TOEBEHOREN ACCESSOIRES
ZUBEHÖRTEILE ACCESSORIES

ACIP014A/015A	4
ACIP014B/015B	4
ACIP016A/017A	4
ACIP016B/017B	4
ACIP027A	2
ACIP027B	2
ACVL020	8
ACSP057	12
ACV045	2
ACSP030	2FB+2FH
ACVL031	2FB+2FH
ACSP031	2B+4H+1000
ACSP032	2B+4H+1000
ACVL029	4

spkipsch2

KIPSCHUIF RAAM - 4 DELIG
FENETRE COULISSANTE A TRANSLATION - 4 PARTS
KIPP-SCHIEBE FENSTER - 4 TEILIG
TILT SLIDING WINDOW - 4 PARTS

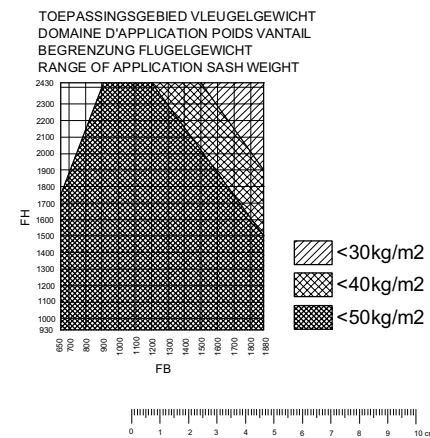
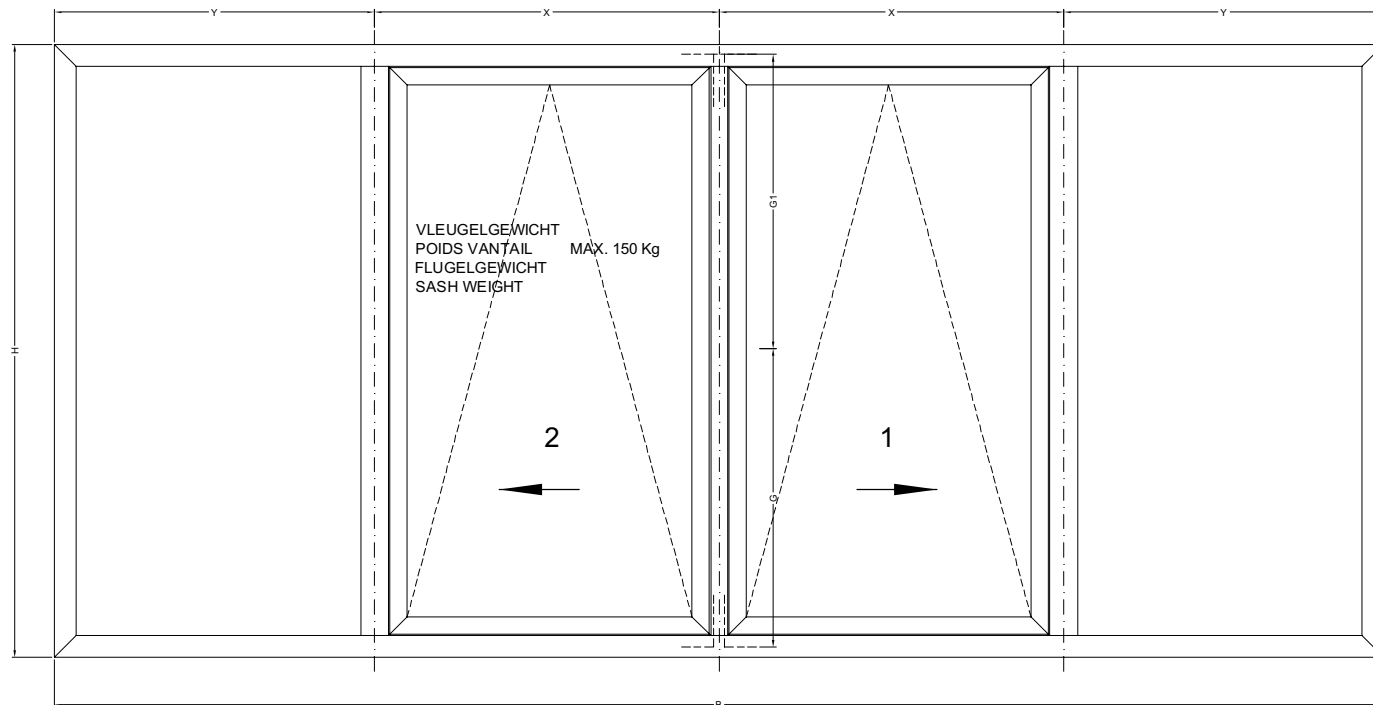
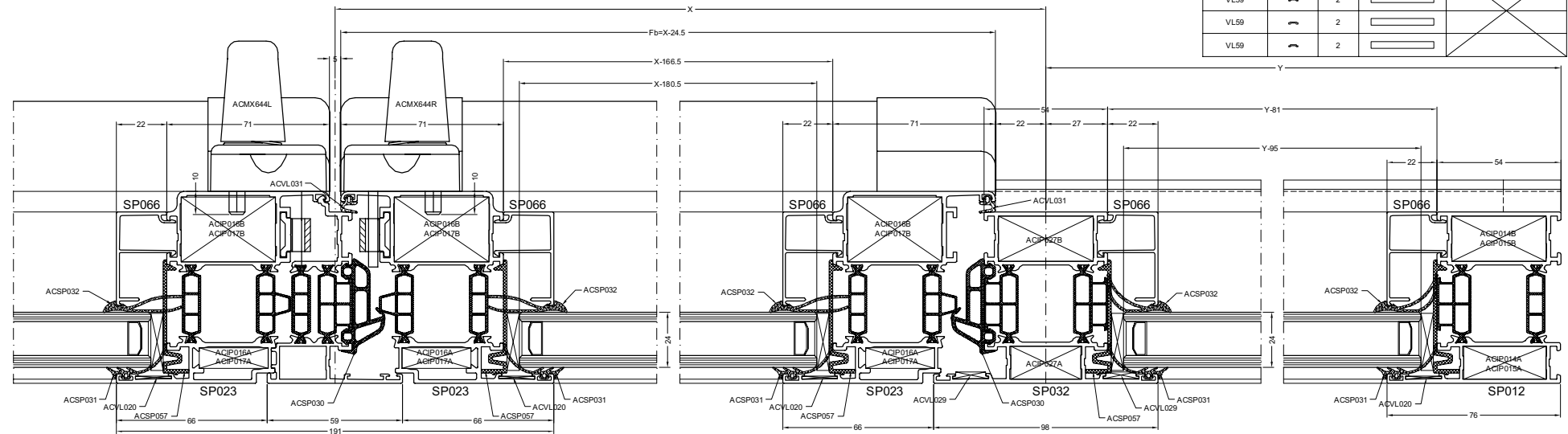
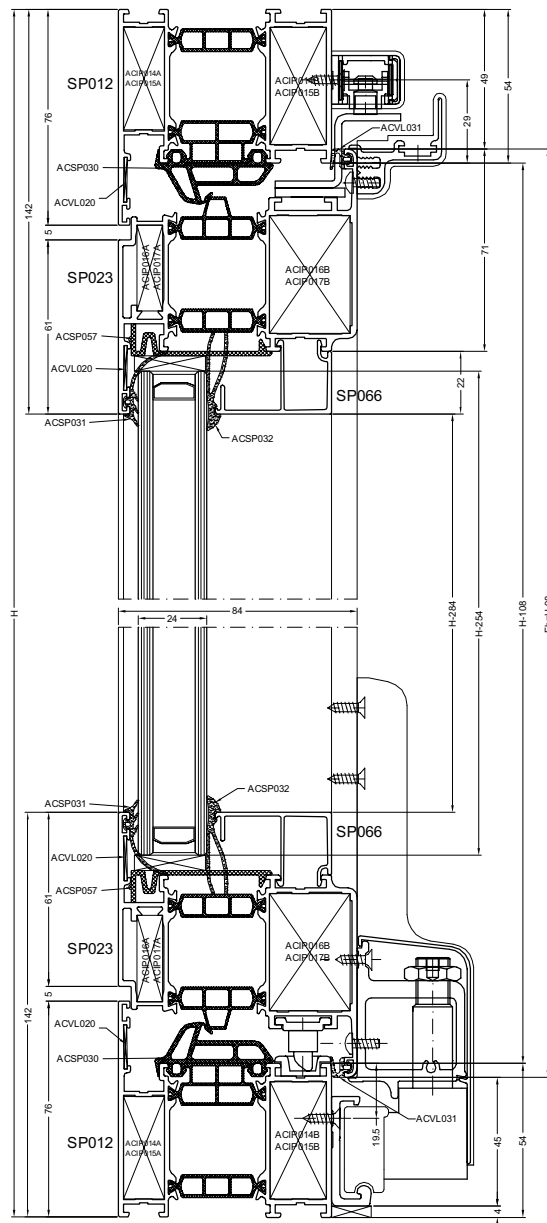
ZAAGTABELLEN - TABLES DE SCIAGES - ZUSCHNITT-TABELLEN - SAWING TABLES

VLEUGELBRE EDTE	LARGEUR VANTAIL	BREITE FLUGEL	WIDTH SASH	AFMETINGEN ABMESSUNG	DIMENSION DIMENSION
VASTE KADER	FIXE	FEST	FIXED	<1280mm	1281mm>1880mm
KIPSCHUIFBESLAG	FERRURE COULISSANTE A TRANSL	KIPP-SCHIEBE BESCHLAGE	TILT AND SLIDE FITTING	ACMX647 XX	ACMX648 XX
HANDGREEP ENKEL	POIGNEE	GRIFF	HANDLE	ACMX644L XX - ACMX644R XX	
HANDGREEP AFLUITBAAR	POIGNEE VERROUILLABLE	GRIFF ABSCHLIESBAR	HANDLE LOCKABLE	NIET MOGELIJK - IMPOSSIBLE - UNMOGLICH - IMPOSSIBLE	

GLASMATEN DIMENSIONS DES VITRAGES GLASSMASSE GLASS SIZES	2X	VLEUGEL VANTAIL FLUGEL SASH	X - 180.5 H - 254
		VAST FIXE FEST FIXED	Y - 95 H - 122

VLEUGELMAAT DIM VANTAIL FLUGELMASSE SASH SIZES	FB =	X - 24.5
	FH =	H - 98

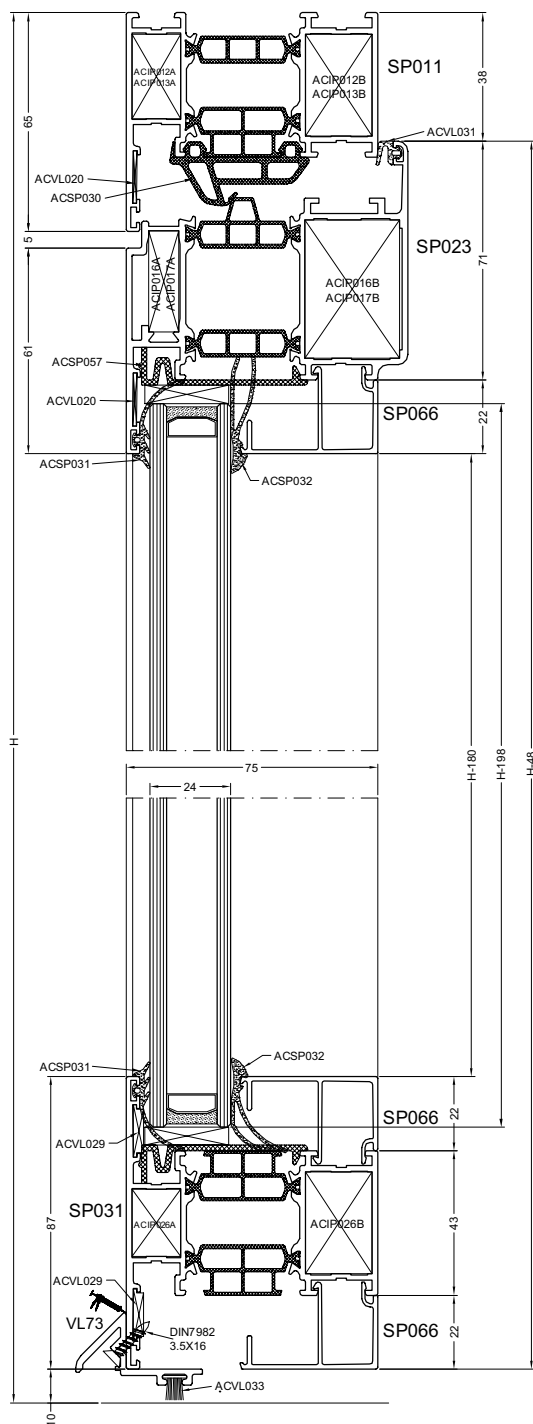
PROFIELEN PROFILES PROFILE PROFILS	SP012	2	H
	SP012	2	B
	SP032	2	H - 108
	SP023	4	H - 98
	SP023	4	X - 24.5
	SP040	1	H - 174
	SP066	4	H - 284
	SP066	4	X - 166.5
	SP066	4	H - 152
	SP066	4	Y - 81
	VL59	4	
	VL59	2	
	VL59	2	
	VL59	2	



TOEBEHOREN ACCESSOIRES ZUBEHÖRTEILE ACCESSORIES		
ACIP014A/015A	4	
ACIP014B/015B	4	
ACIP016A/017A	8	
ACIP016B/017B	8	
ACIP027A	4	
ACIP027B	4	
ACVL020	12	
ACSP057	24	
ACVG45	4	
ACSP030	4FB+3FH	
ACVL031	4FB+3FH	
ACSP031	2B+8H-2500	
ACSP03*	2B+8H-2500	
ACSP054	1 SET	
ACVL029	8	

ENKELE DEUR NAAR BINNEN DRAAIEND MET SP011, SP023 EN SP031
PORTE SIMPLE OUVRANT INTERIEUR AVEC SP011, SP023 ET SP031
ANSCHLAGTUR NACH INNEN OFFNEND MIT SP011, SP023 UND SP031
INSIDE OPENING DOOR WITH SP011, SP023 AND SP031

ZAAGTABELLEN - TABLES DE SCIAGES - ZUSCHNITT-TABELLEN - SAWING TABLES



PROFIELEN PROFILE PROFILES

SP011		1		H
SP011		1		H
SP011		1		B
SP023		1		H - 48
SP023		1		H - 48
SP023		1		B - 76
SP031		1		B-218
SP066		3		B-218
SP066		2		H-228

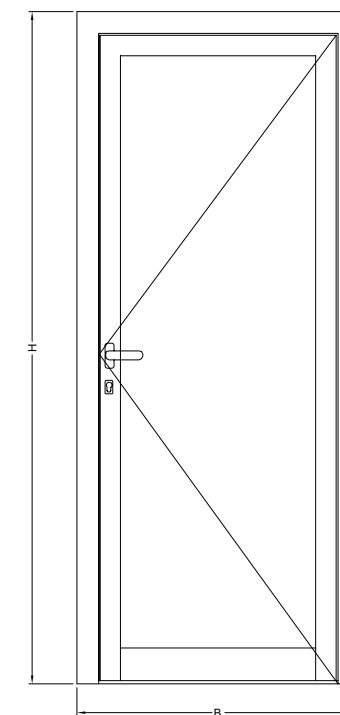
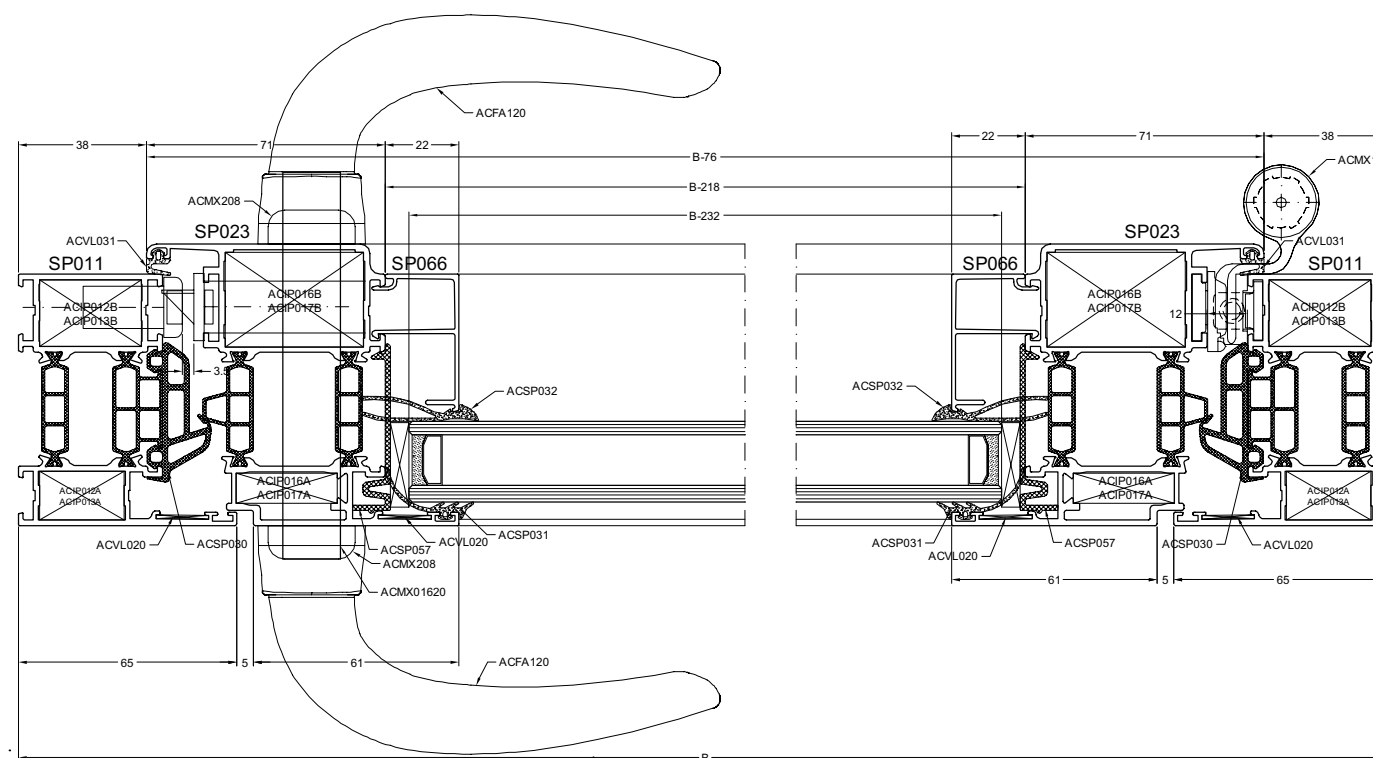
GLASMATEN DIMENSIONS DES VITRAGES GLASMASSE GLASS SIZES	B - 232 H - 198
--	----------------------------

BORSTELDICHTING BRASSE DESSOUS BURSTENDICHTUNG BRUSH FITTING

VL73		1	B - 95
ACVL033		1	B - 95
ACVL059		1	

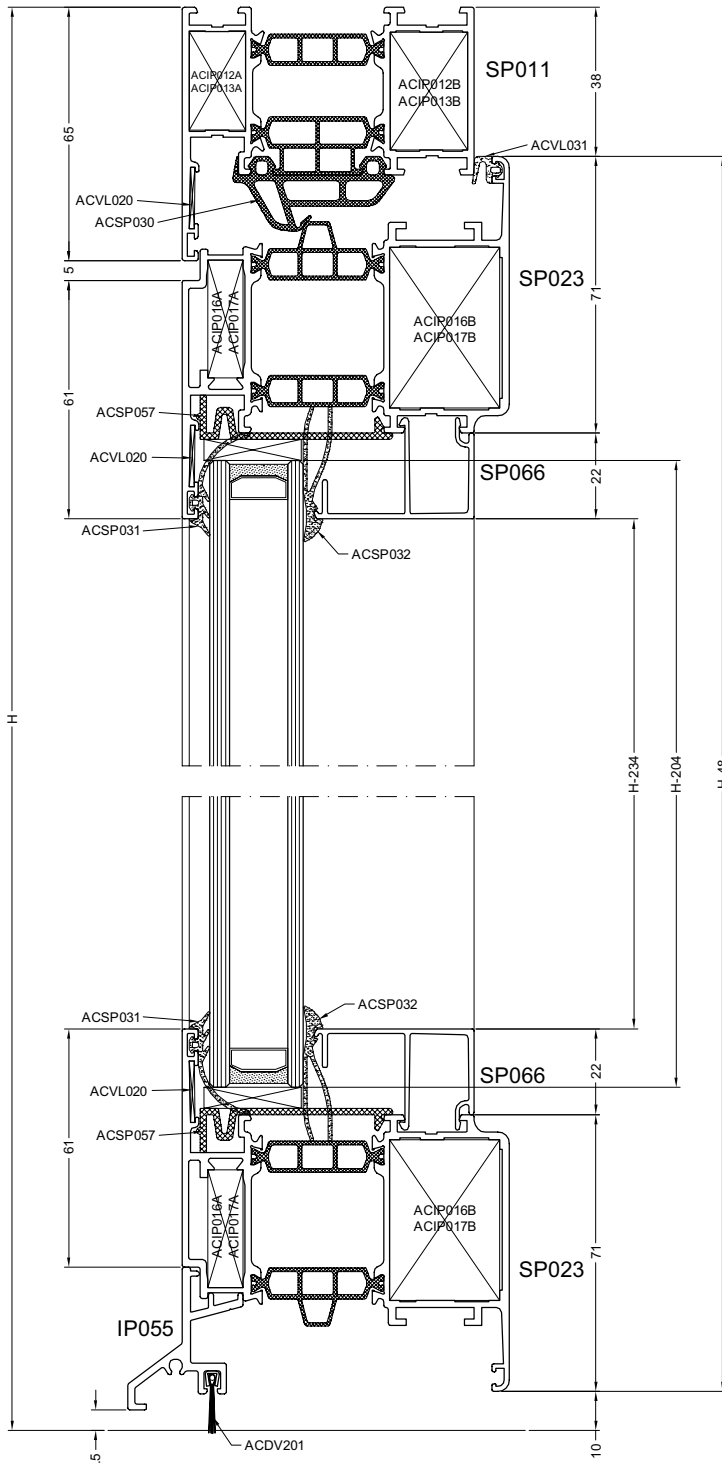
TOEBEHOREN ACCESSOIRES
ZUBEHÖRTEILE ACCESSORIES

ACIP12A/13A	2
ACIP012B/13B	2
ACIP016A/17A	2
ACIP016B/17B	2
ACIP026A	2
ACIP026B	2
ACVL020	4
ACVL029	4
ACSP057	4
ACVL707	1
ACMX102	2
ACFA120	2
ACFA121	1/5
ACMX863	1/5
ACMX409	1
ACMX208	2
ACMX01620	1
ACSP030	2H+B-172
ACVL031	2H+B-172
ACSP031	2H + 2B -798
ACSP03*	2H + 2B -798
ACSP440	1 SET



ENKELE DEUR NAAR BINNEN DRAAIEND MET SP011 EN SP023
PORTE SIMPLE OUVRANT INTERIEUR AVEC SP011 ET SP023
ANSCHLAGTUR NACH INNEN OFFNEND MIT SP011 UND SP023
INSIDE OPENING DOOR WITH SP011 AND SP023

ZAAGTABELLEN - TABLES DE SCIAGES - ZUSCHNITT-TABELLEN - SAWING TABLES



PROFIELN PROFILES PROFILE PROFILS

SP011		1		H
SP011		1		H
SP011		1		B
SP023		2		B - 76
SP023		2		H - 48
SP066		2		B - 218
SP066		2		H - 234
IP055		1		B - 144

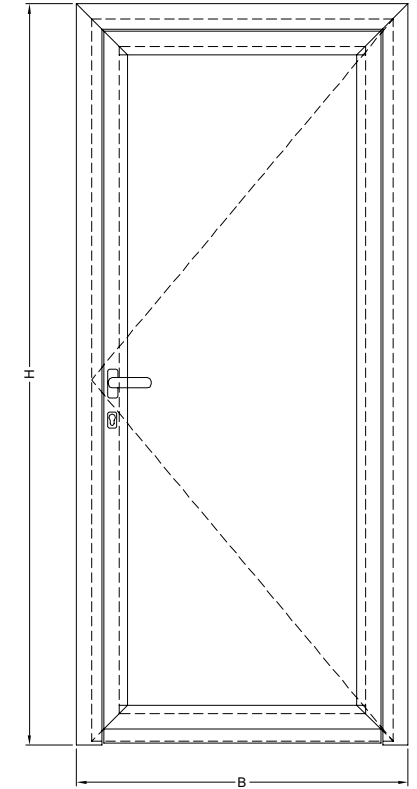
BORSTELDICHTING BRUSSE DESSOUS
BURSTENDICHTUNG BRUSH FITTING

ACDV201	1	B-127
---------	---	-------

ACIP146/147/148/149	1	L=B-110
ACIP146	Lmin=560mm	Lmax=710mm
ACIP147	Lmin=685mm	Lmax=835mm
ACIP148	Lmin=810mm	Lmax=960mm
ACIP149	Lmin=935mm	Lmax=1085mm

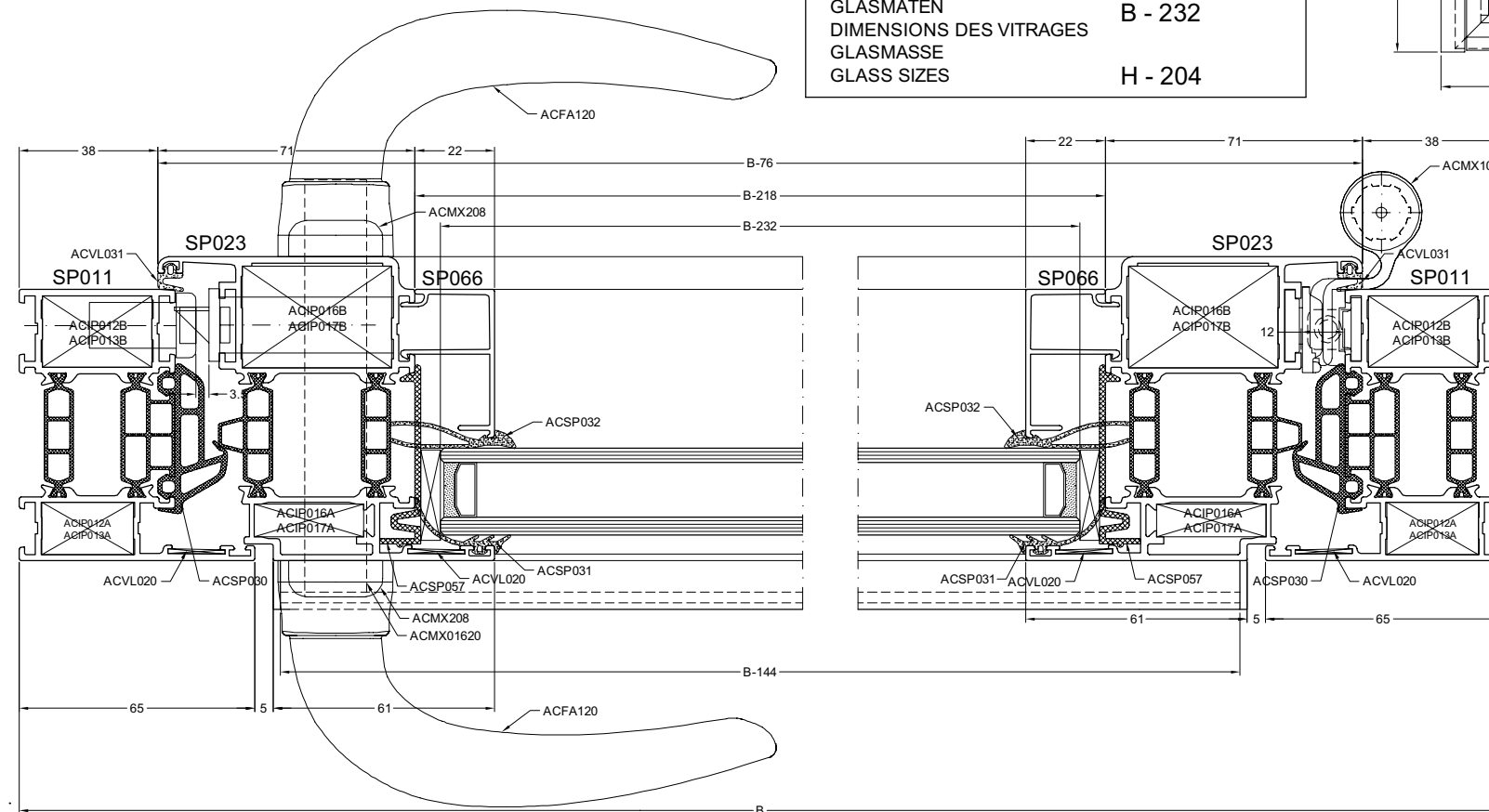
TOEBEHOREN ACCESSOIRES
ZUBEHORTEILE ACCESSORIES

ACIP12A/13A	2
ACIP012B/13B	2
ACIP016A/17A	4
ACIP016B/17B	4
ACVL020	6
ACSP057	4
ACVL707	1
ACMX102	2
ACFA120	2
ACFA121	1/5
ACMX863	1/5
ACMX409	1
ACMX208	2
ACMX01620	1
ACSP030	B + 2H - 150
ACVL031	B + 2H - 150
ACSP031	2B + 2H - 800
ACSP03*	2B + 2H - 800
ACSP055	1 SET
ACSP440	1 SET
ACIP146/147/148/149	B - 110
ACDV201	B - 126



GLASMATEN DIMENSIONS DES VITRAGES
GLASSMASSE
GLASS SIZES

B - 232
H - 204



OPDEK DEUR NAAR BINNENDRAAIEND
PORTE A FRAPPE OUVRANT INTERIEUR
ANSCHLAG TUR NACH INNEN OFFNEND
INSIDE OPENING TOUCH DOOR

ZAAGTABELLEN - TABLES DE SCIAGES - ZUSCHNITT-TABELLEN - SAWING TABLES

PROFIELEN PROFILES PROFILE PROFILS

SP610		1		B
SP610		1		H
SP610		1		H
SP623		1		B-98
SP623		1		H-71.5
SP623		1		H-71.5
SP627		1		B-258
IP671		1		B-258
IP670		1		B-104
IP690		1		B-108
VR023A		1		B-108
SP066		2		H-301
SP066		2		B-258

TOEBEHOREN ACCESSOIRES
ZUBEHÖRTEILE ACCESSORIES

ACIP610A/611A	2
ACIP612A/613A	2
ACIP612B/613B	2
ACIP014B/ACIP015B	2
ACIP620A	2
ACIP620B	2
ACSP030	B+2H-200
ACSP031	2B+2H-1000
ACSP03*	2B+2H-1000
ACSP057	4
ACVL031	2B+2H-400
ACMX102	2
ACVL020	4
ACVL029	2
ACFA120	2
ACFA121	1/5
ACMX863	1/5
ACMX208	2
ACMX409	1
ACMX01620	1
ACIP670	1
ACIP642	1
ACSP440	1 SET

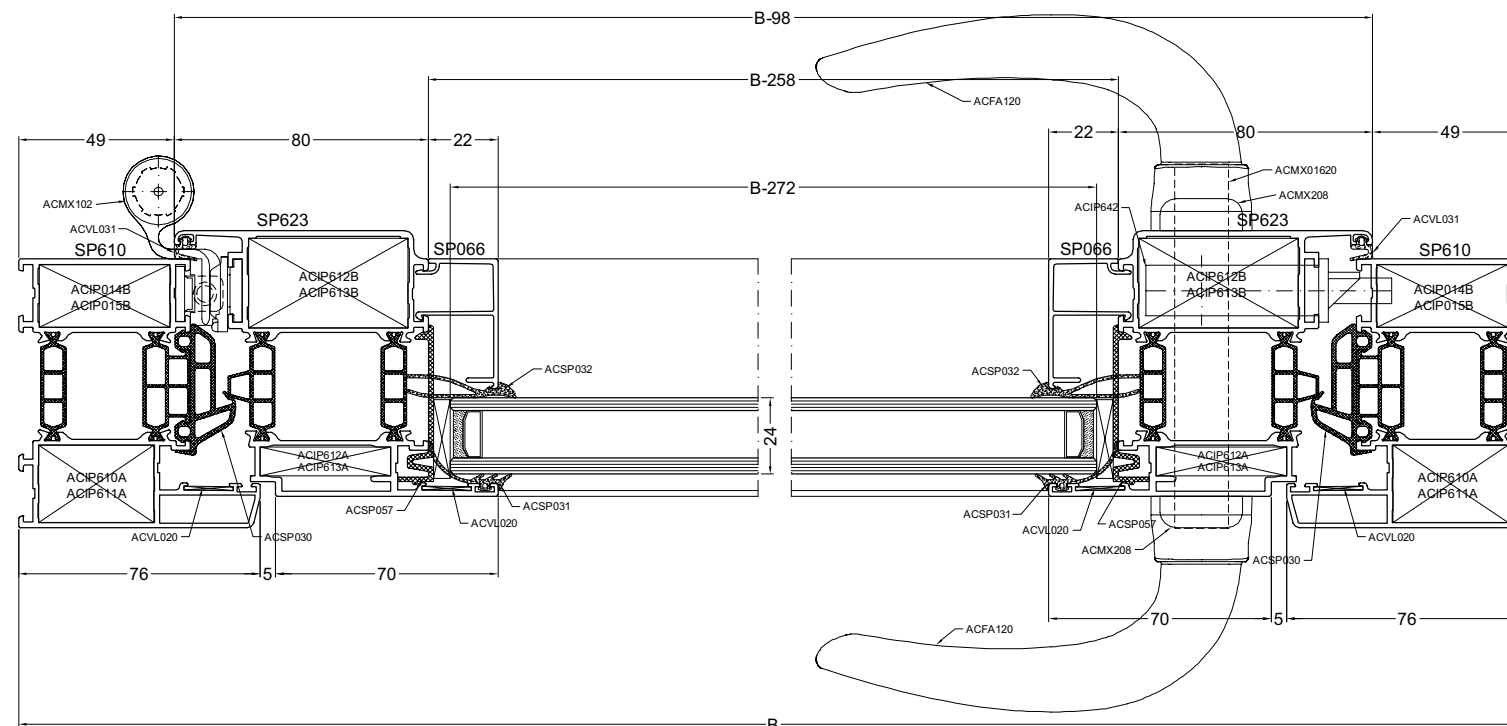
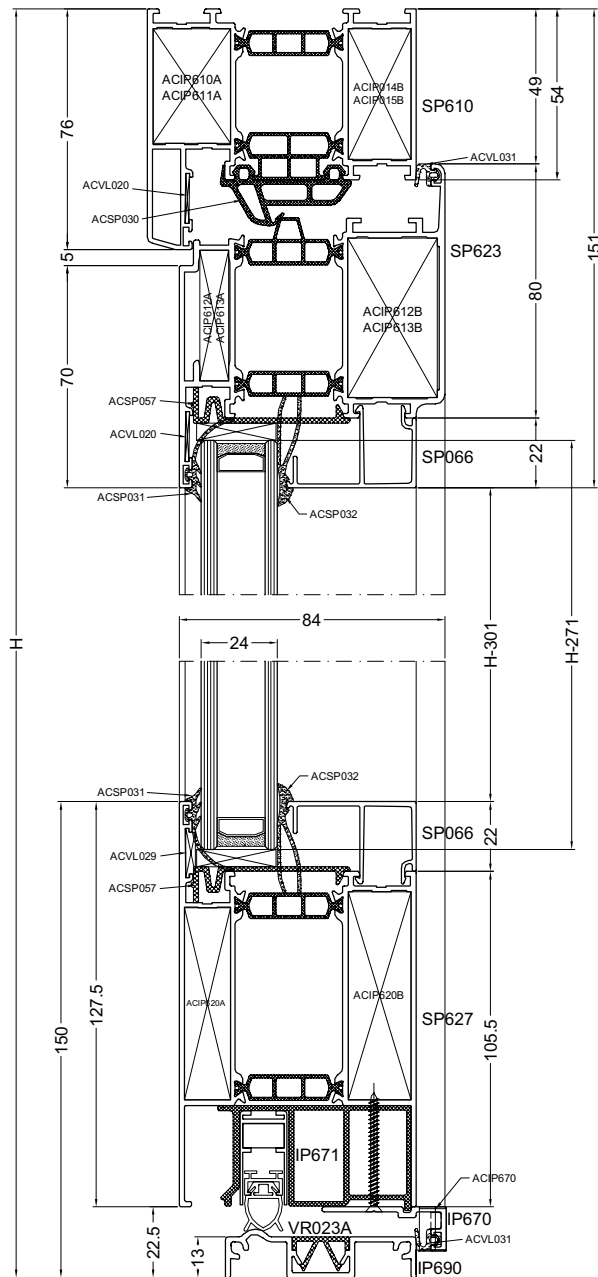
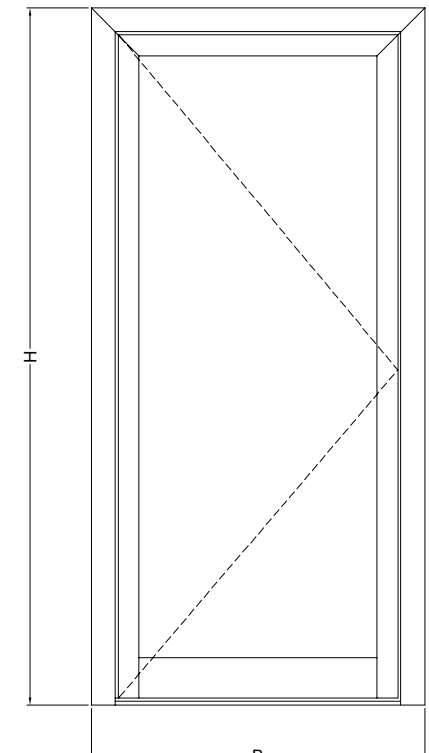
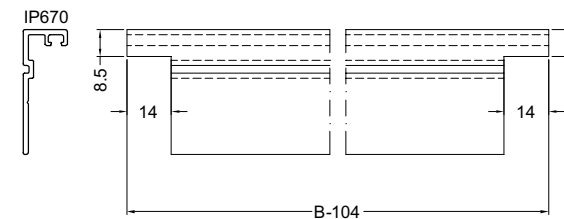
AUTOMATISCHE TOCHTAFSLUITER JOINT BAS DE PORTE AUTOMATIQUE
AUTOMATISCHE TURDICHTUNG SELF OPERATING THRESHOLD

ACIP64*	1	L=B-149
---------	---	---------

OF OU ODER OR

OPLOOPDICHTING JOINT BAS DE PORTE AUF LAUFDICHTUNG THRESHOLD	ACIP65*	1	L=B-149
---	---------	---	---------

ACIP646	Lmin=585mm	Lmax=710mm
ACIP647	Lmin=710mm	Lmax=835mm
ACIP648	Lmin=835mm	Lmax=960mm
ACIP649	Lmin=960mm	Lmax=1085mm
ACIP650	Lmin=585mm	Lmax=710mm
ACIP651	Lmin=710mm	Lmax=835mm
ACIP652	Lmin=835mm	Lmax=960mm
ACIP653	Lmin=960mm	Lmax=1085mm

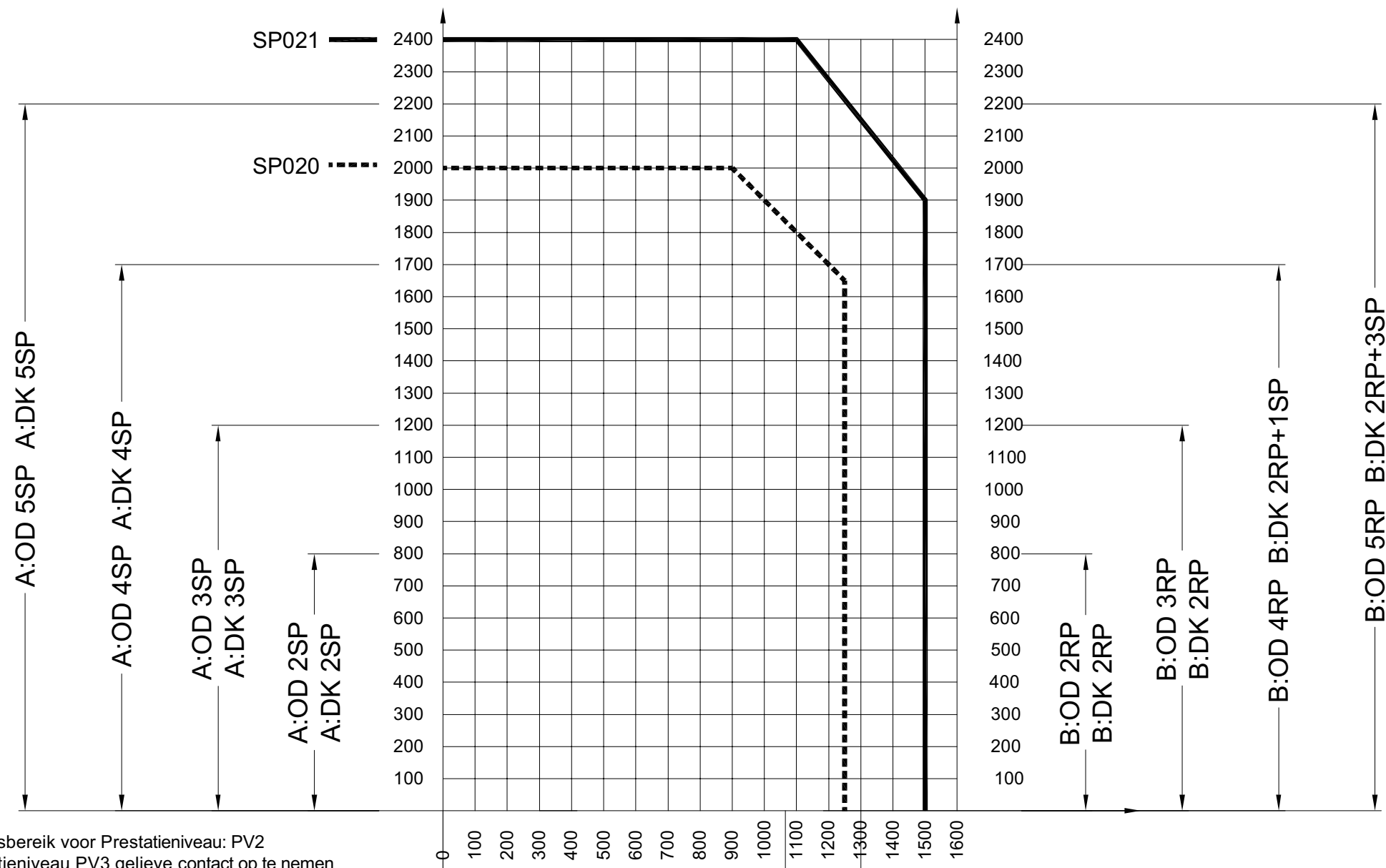


GLASMATEN DIMENSIONS DES VITRAGES GLASSMASSE GLASS SIZES	B - 272 H - 271
---	--------------------

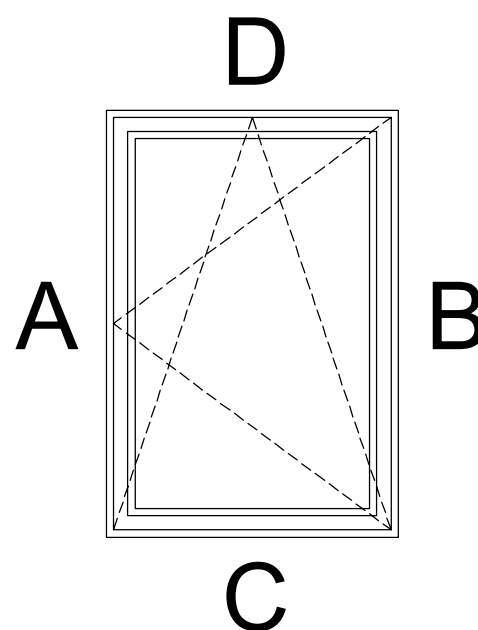


TOEPASSINGSBEREIK OPENDRAAIEND RAAM EN DRAAIKIP VENSTER
 PORTEE D'UTILISATION OUVRANT A LA FRANCAISE ET FENETRE OSCILLO-BATTANTE
 ANWENDUNGSBEREICH DREHFLUGEL UND DREHKIP FENSTER
 APPLICATION LIMIT CASEMENT WINDOW AND TURN AND TILT WINDOW

WERKTEKENINGEN - DESSINS DE CONSTRUCTION - KONSTRUKTIONZEICHNUNGEN - CONSTRUCTION DRAWINGS



Hang- en sluitwerk
 Quincaillerie
 Beschlage
 Hardware



Toepassingsbereik voor Prestatieniveau: PV2
 Voor prestatieniveau PV3 gelieve contact op te nemen
 Max. vleugelgewicht: 90 kg

Portée d'utilisation pour niveau de performance: PV2
 Pour PV3 veuillez nous contacter
 Poids max. de l'ouvrant: 90 kg

Anwendungsbereich für das Niveau der Leistung: PV2
 Für PV3 Bitte kontaktieren Sie Uns
 Max. Gewicht der Flügel: 90 kg

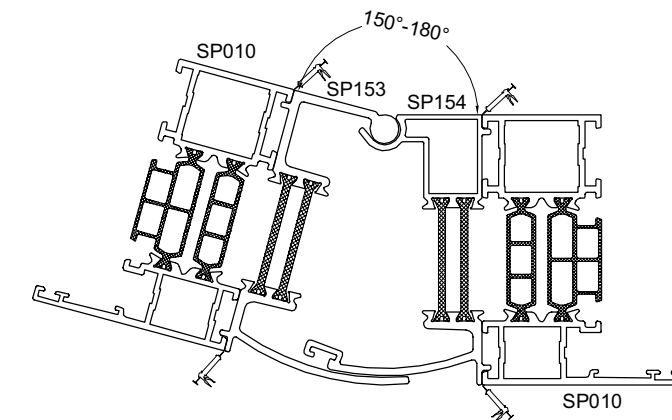
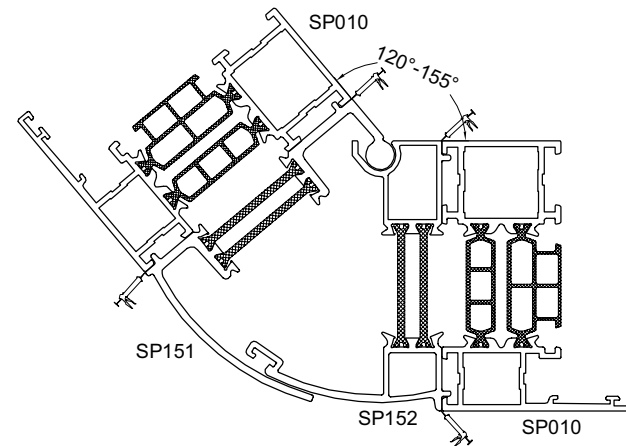
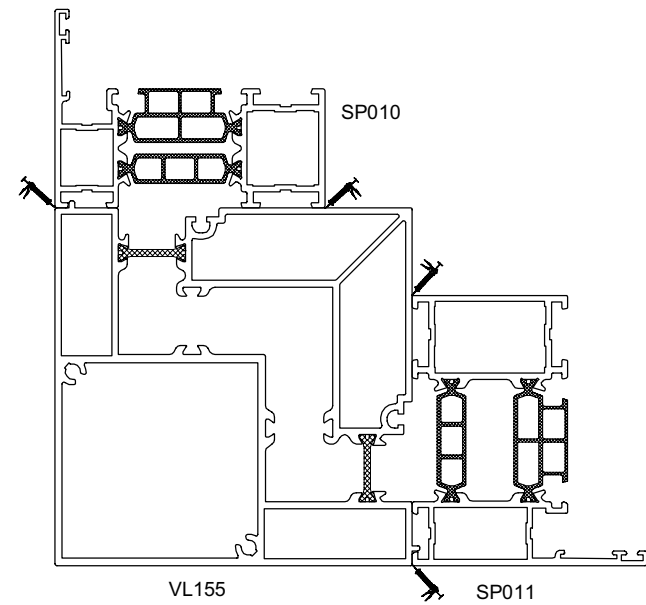
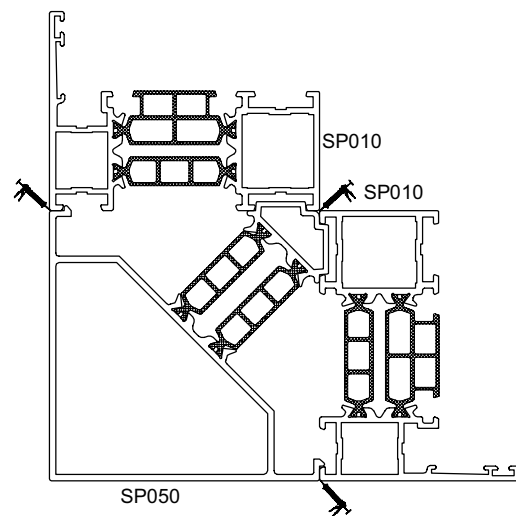
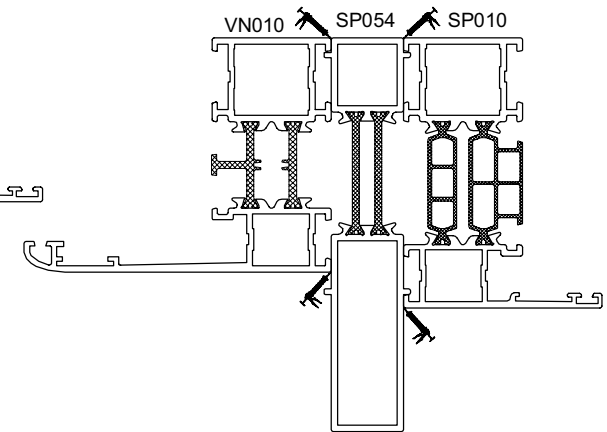
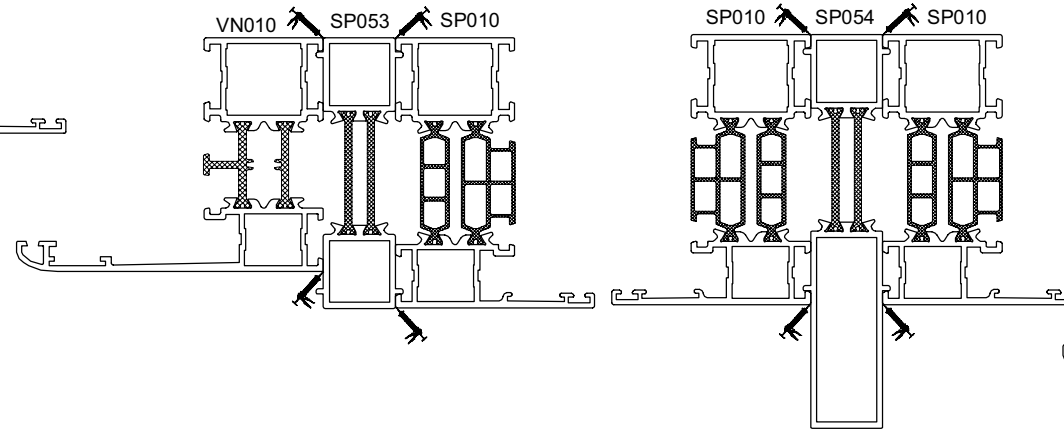
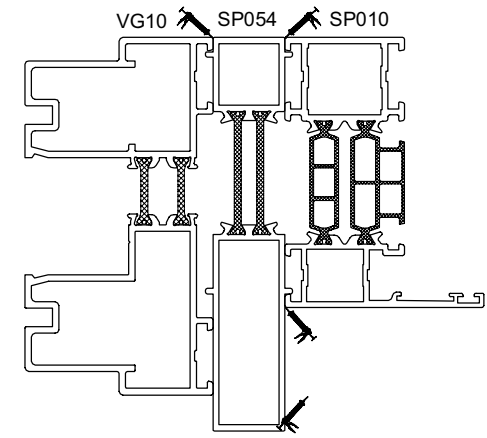
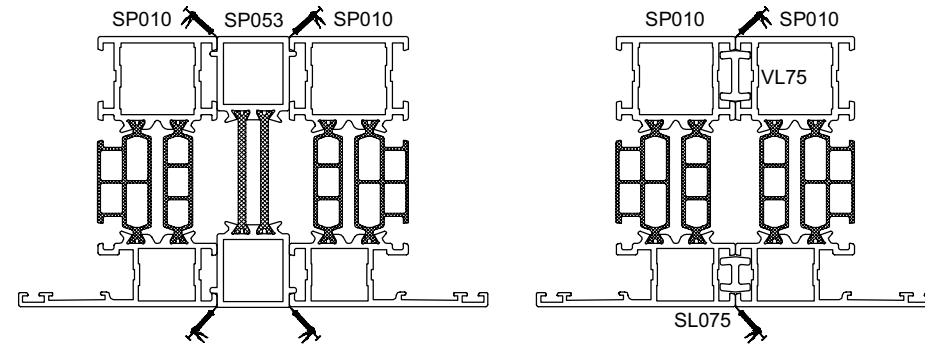
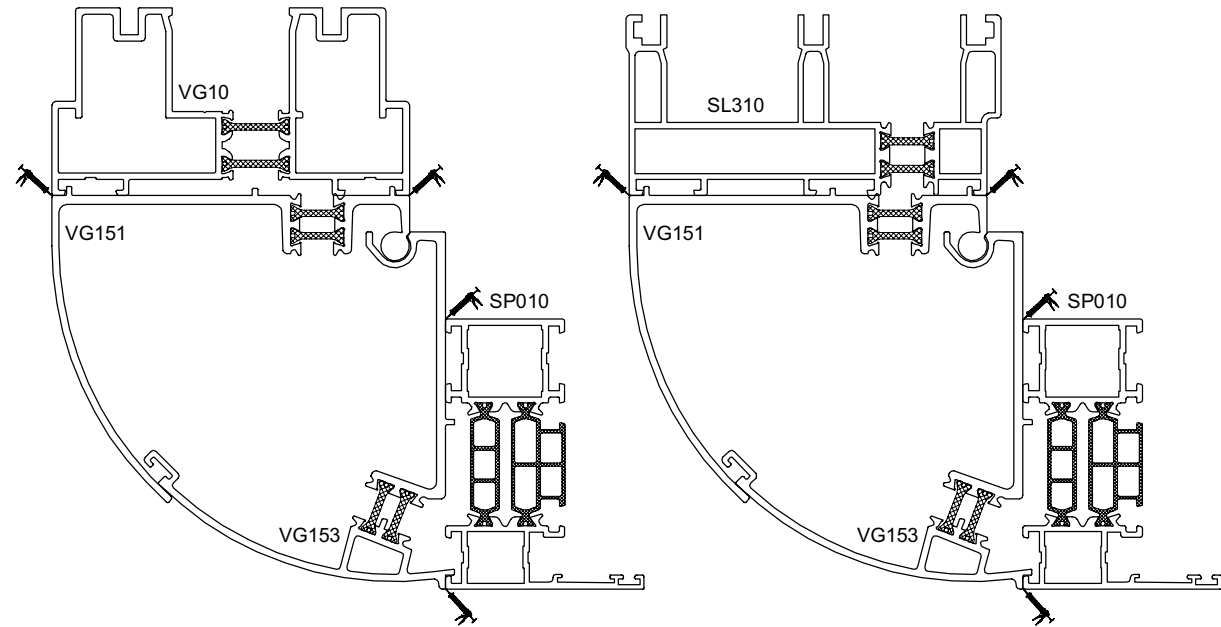
Application limit for performance level: PV2
 For PV3 please contact us
 Max. weight for opening part: 90 kg

hangwerk

C&D zonder SP
 C&D sans SP
 C&D ohne SP
 C&D without SP

C&D met 1 SP
 C&D avec 1 SP
 C&D mit 1 SP
 C&D with 1 SP

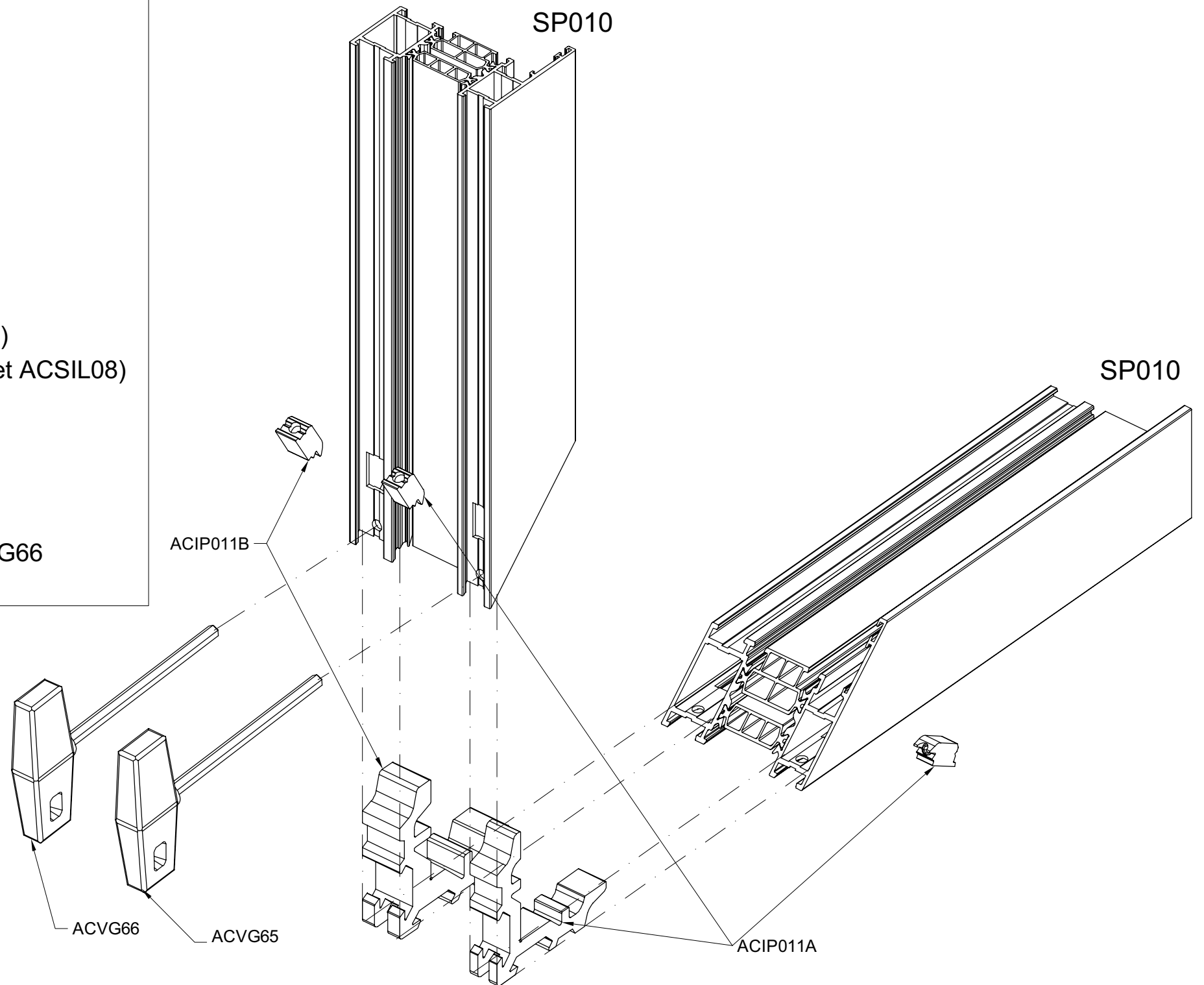
A,B,C,D: vleugelprofiel - profil de vantail - flügelprofil - sash profile
 OD: opendraaiend raam - fenêtre ouvrante - drehflügel - casement window
 DK: draai-kip venster - fenêtre oscillo-battante - drehkip fenster - turn and tilt window
 SP: sluitpunt - point de fermeture - schlusspunkt - lock point
 RP: rotatiepunt - point de rotation - rotation punkt - rotation point



MONTAGE SCHROEFHOEK VOOR SP010
MONTAGE CLAME A VISSER POUR SP010
AUFSTELLEN ECK SCHRAUBBAR FÜR SP010
ASSEMBLY SCREWING CORNER FOR SP010

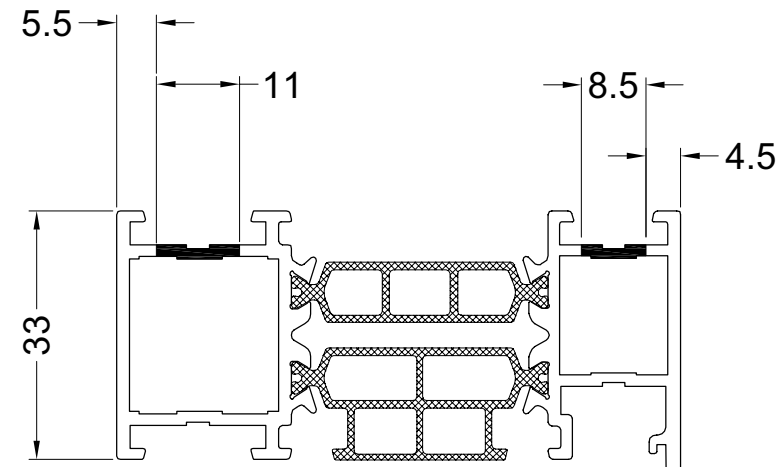
WERKTEKENINGEN - DESSINS DE CONSTRUCTION - KONSTRUKTIONZEICHNUNGEN - CONSTRUCTION DRAWINGS

1. Ontvetten van zaagsnede
Degraisser les coupes
Entfetten der Sageschnitt
Degrease saw cut
2. Afkitten met ACSIL04
Colmater avec ACSIL04
Abdichten mit ACSIL04
Seal with ACSIL04
3. Lijmen in profiel met ACSIL013 (met pistool ACSIL08)
Colle ACSIL013 a mettre dans les chambres (pistolet ACSIL08)
ACSIL013 klebstoff im profil (kleber pistol ACSIL08)
ACSIL013 to glue in profile (pistol ACSIL08)
4. Blokjes vastdraaien met ACVG65 EN ACVG66
Serrer les clames avec ACVG65 et ACVG66
Festsetzen der Eckverbinder mit ACVG65 und ACVG66
Fixe the cleat corner with ACVG65 and ACVG66

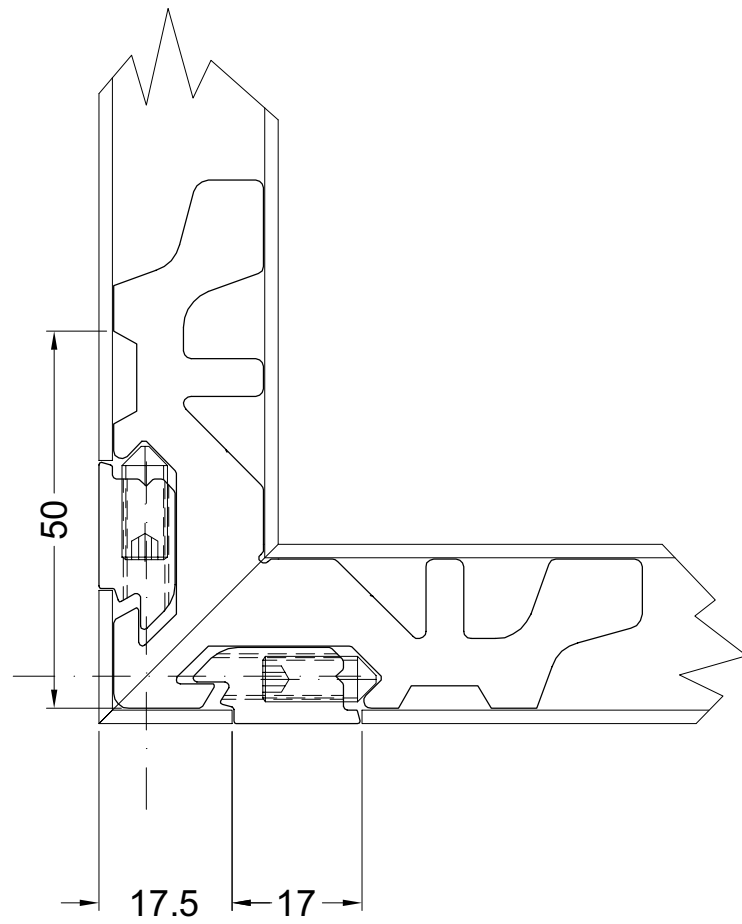


MONTAGE SCHROEFHOEK VOOR SP010
MONTAGE CLAME A VISSER POUR SP010
AUFSTELLEN ECK SCHRAUBBAR FUR SP010
ASSEMBLY SCREWING CORNER FOR SP010

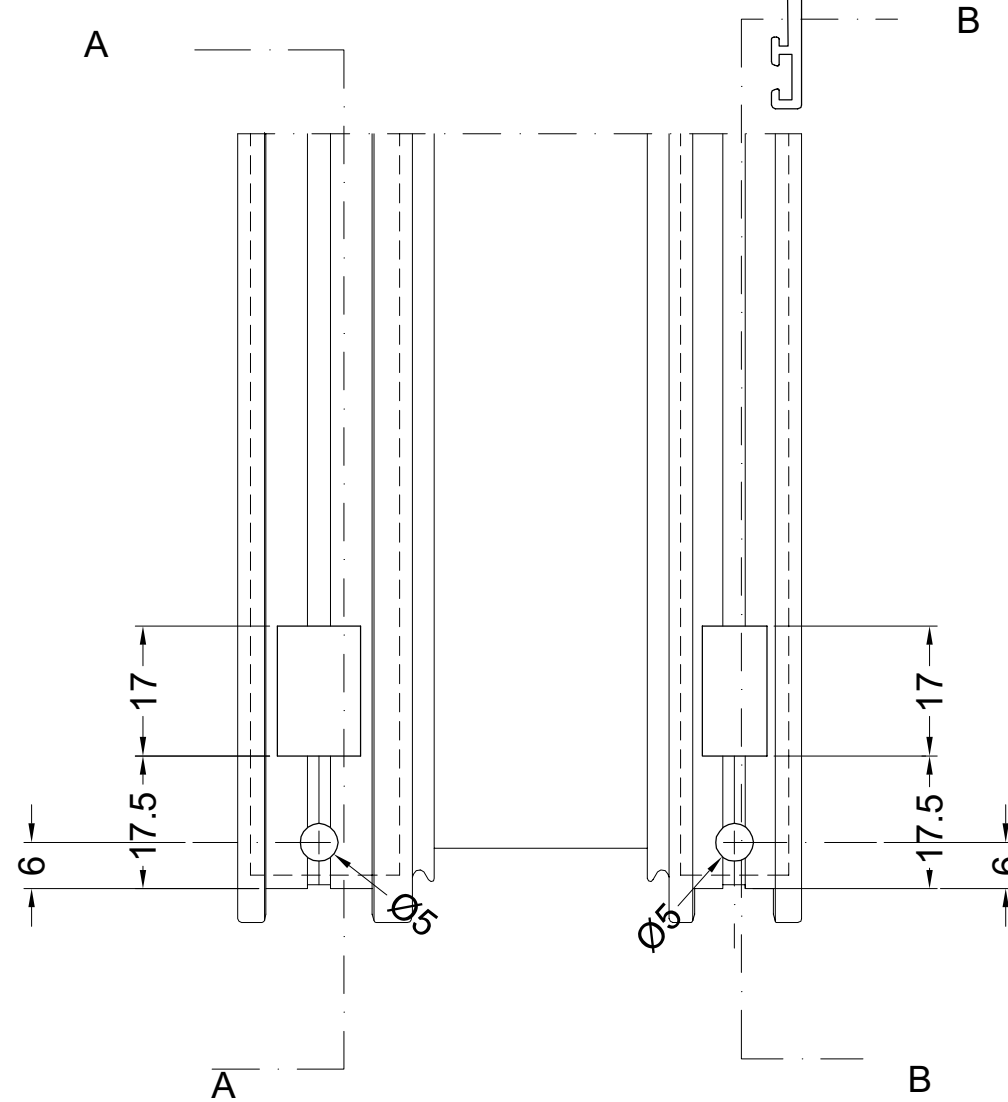
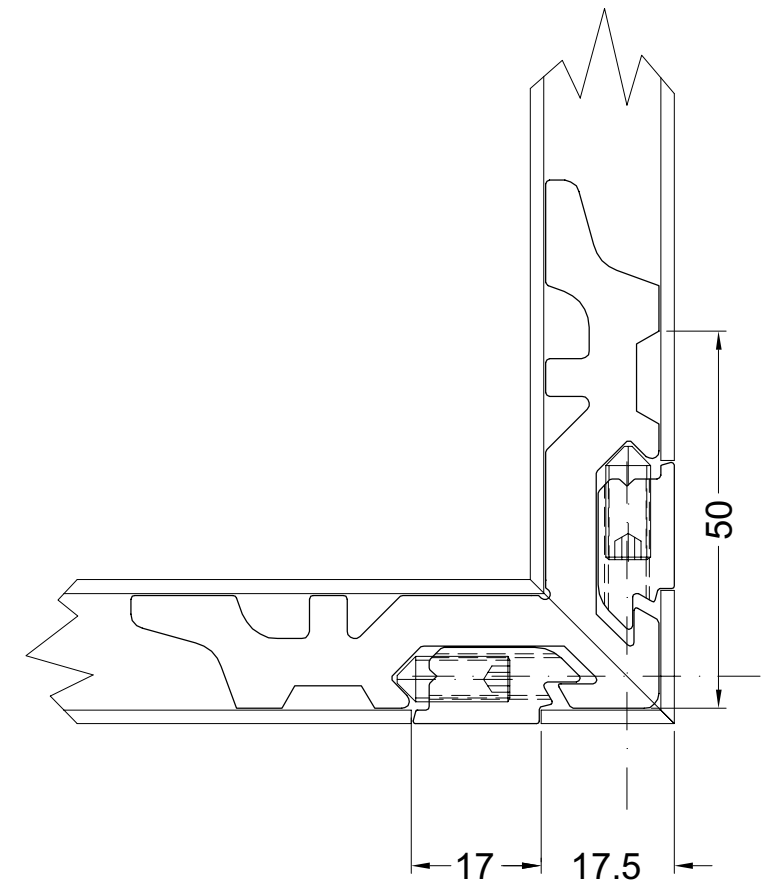
WERKTEKENINGEN - DESSINS DE CONSTRUCTION - KONSTRUKTIONZEICHNUNGEN - CONSTRUCTION DRAWINGS



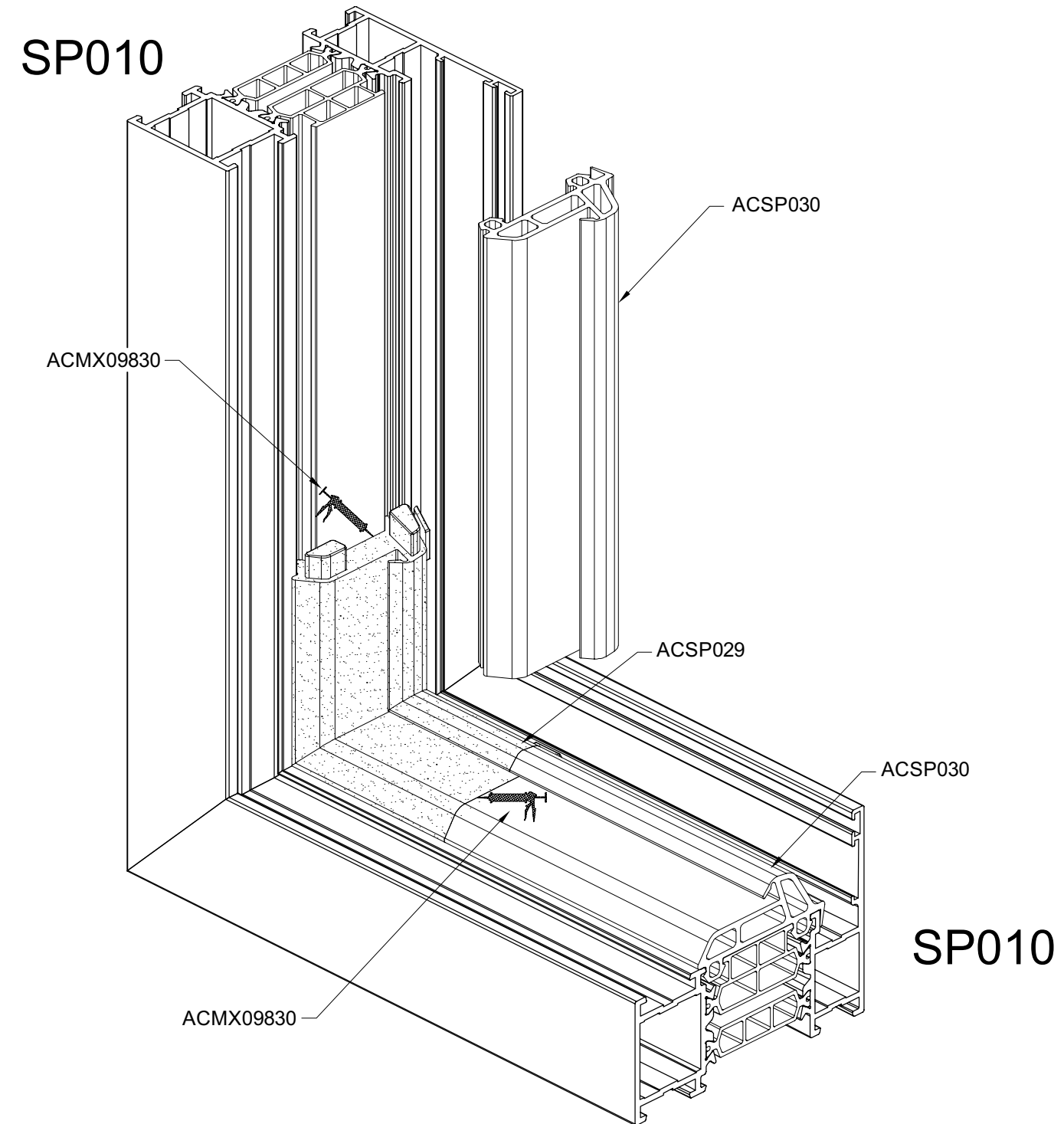
COUPE A-A

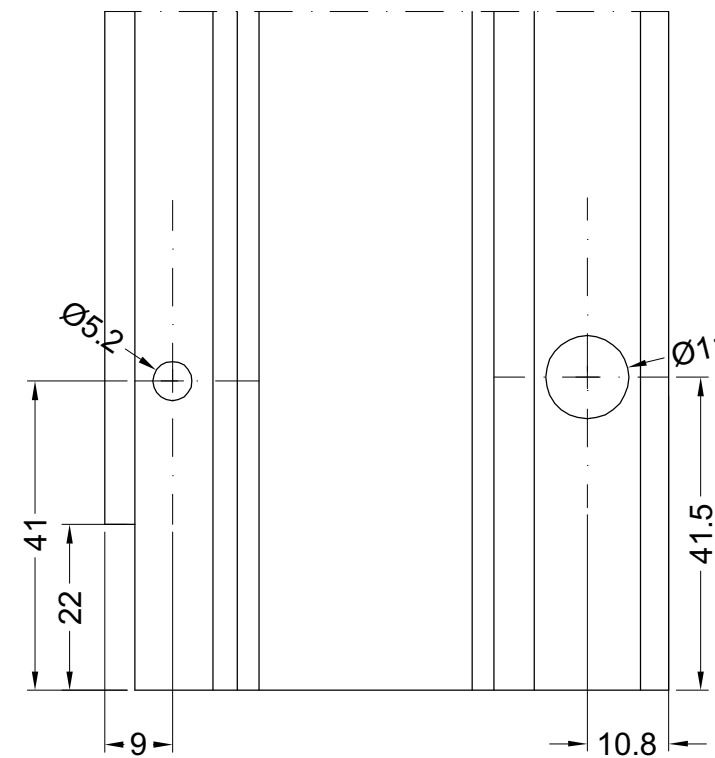
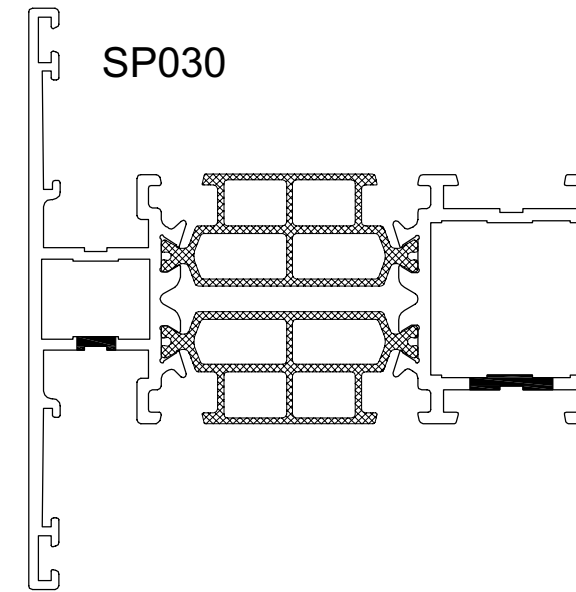
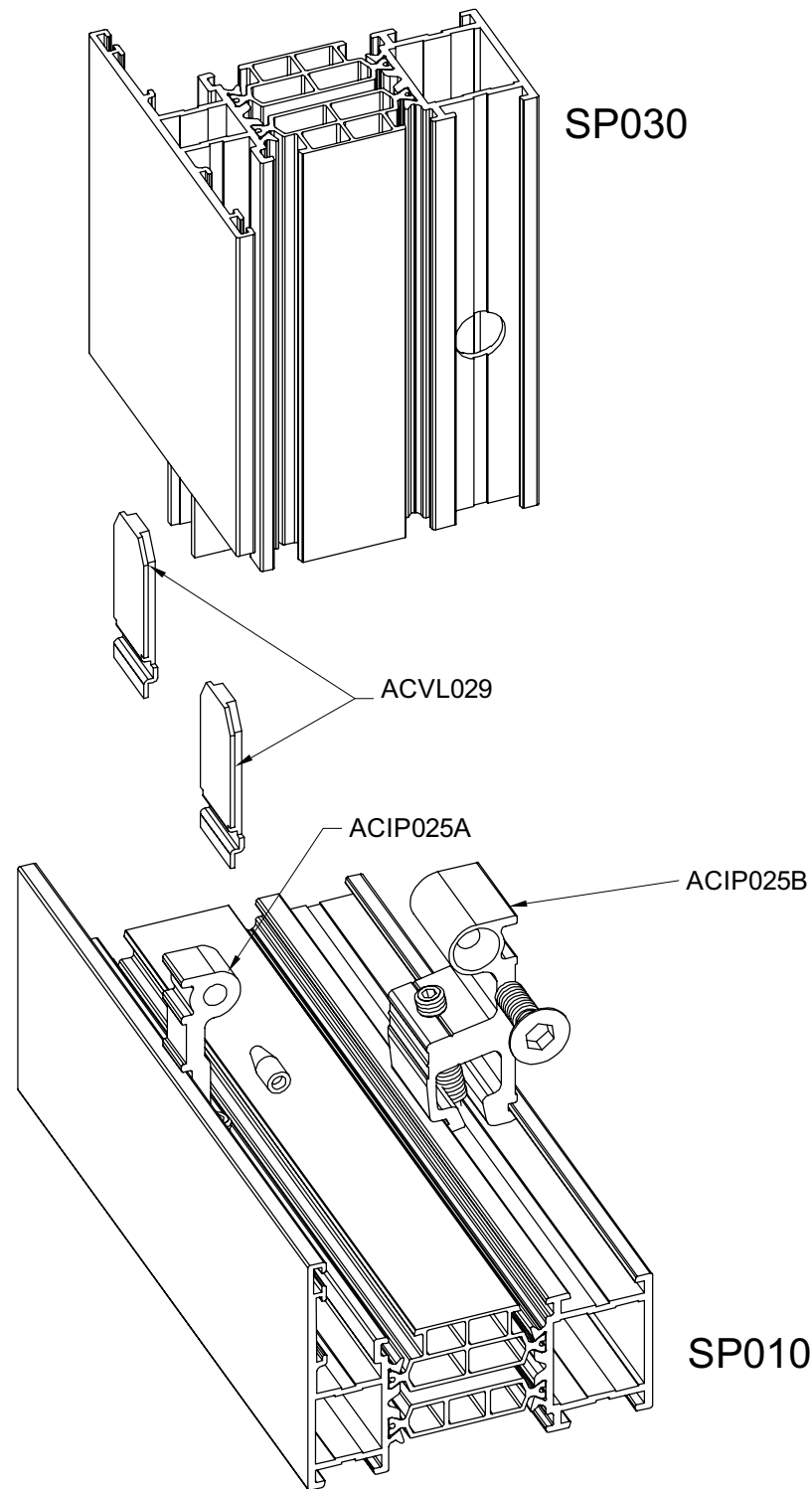


COUPE B-B



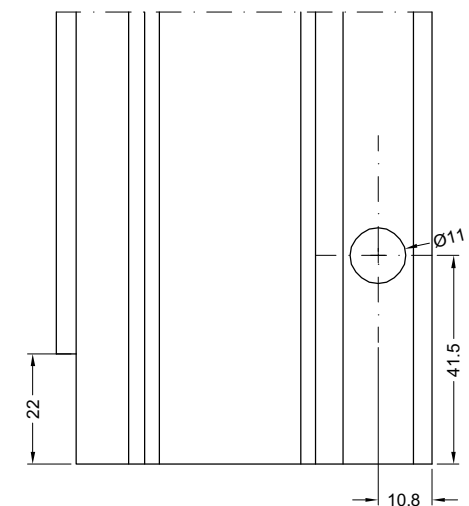
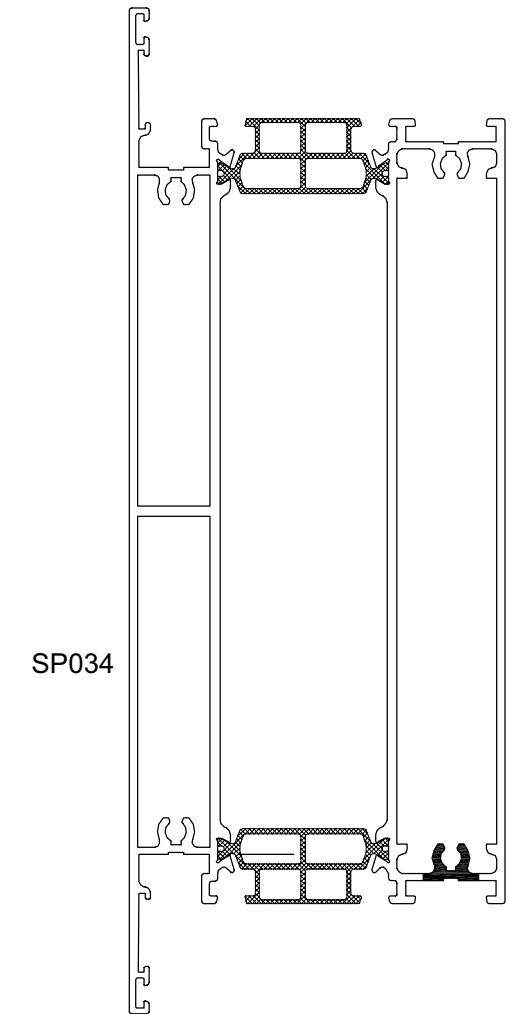
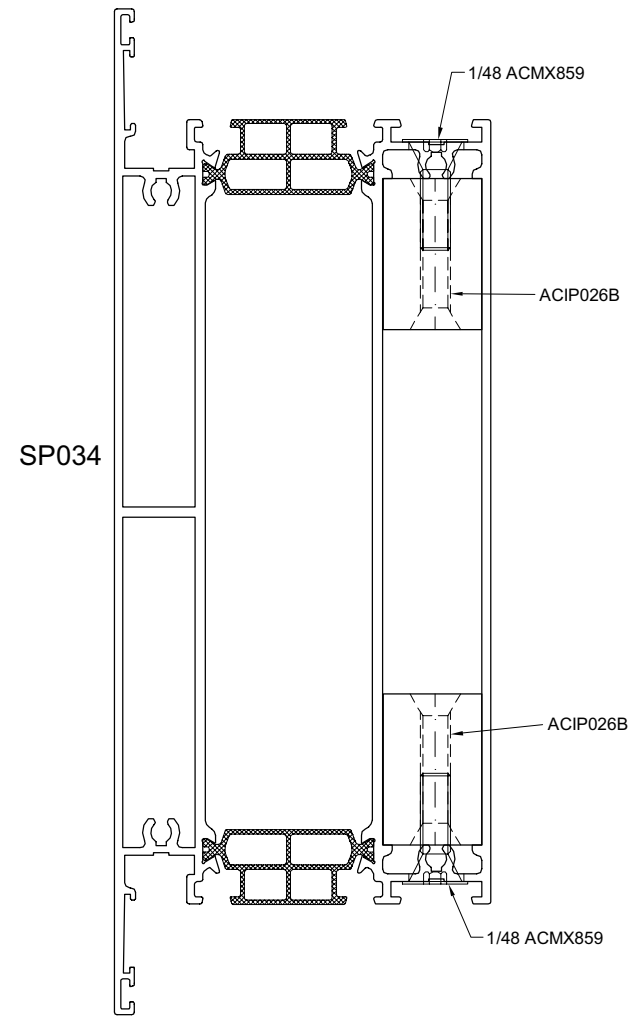
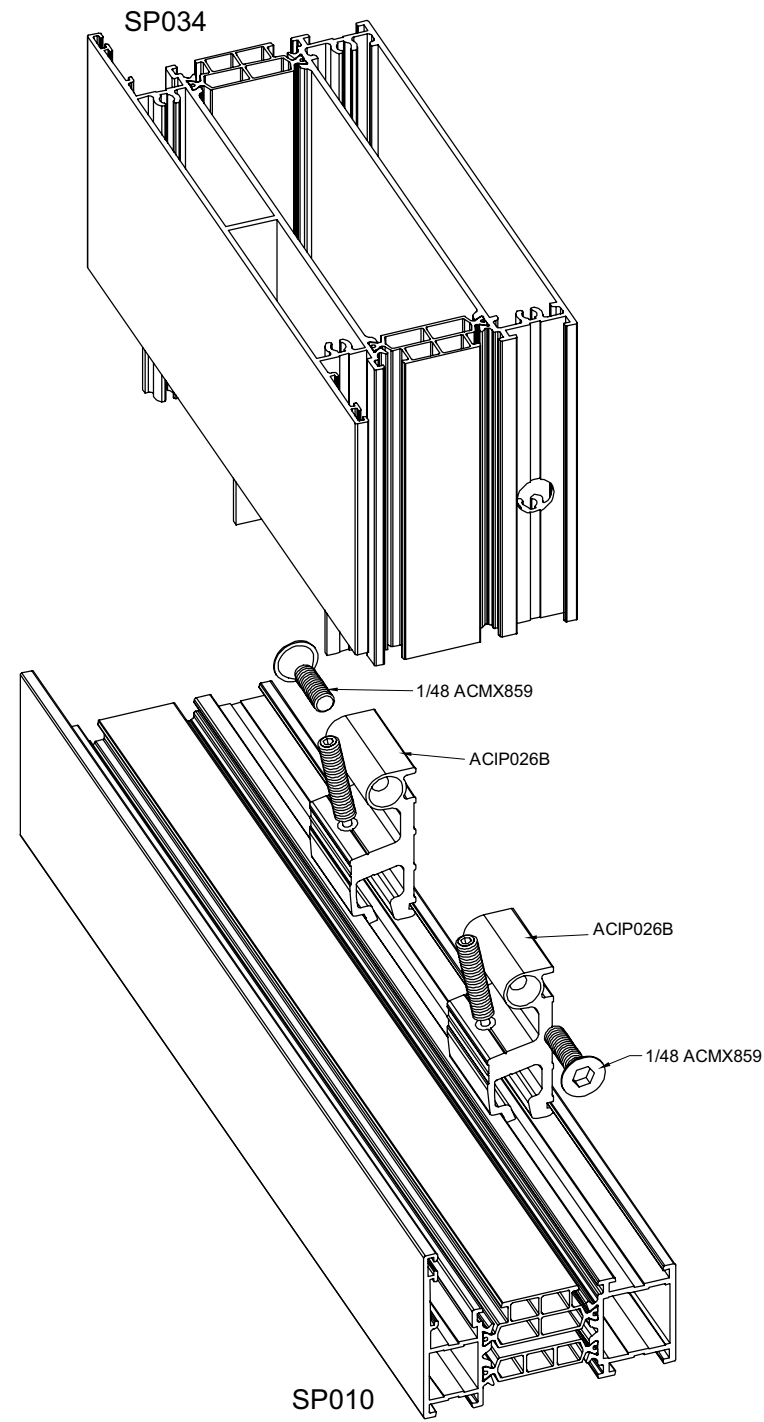
spd09





MONTAGE SP010 - SP034 MET ACMX859
MONTAGE SP010 - SP034 AVEC ACMX859
ZUSAMMENBAU SP010 - SP034 MIT ACMX859
ASSEMBLY SP010 - SP034 WITH ACMX859

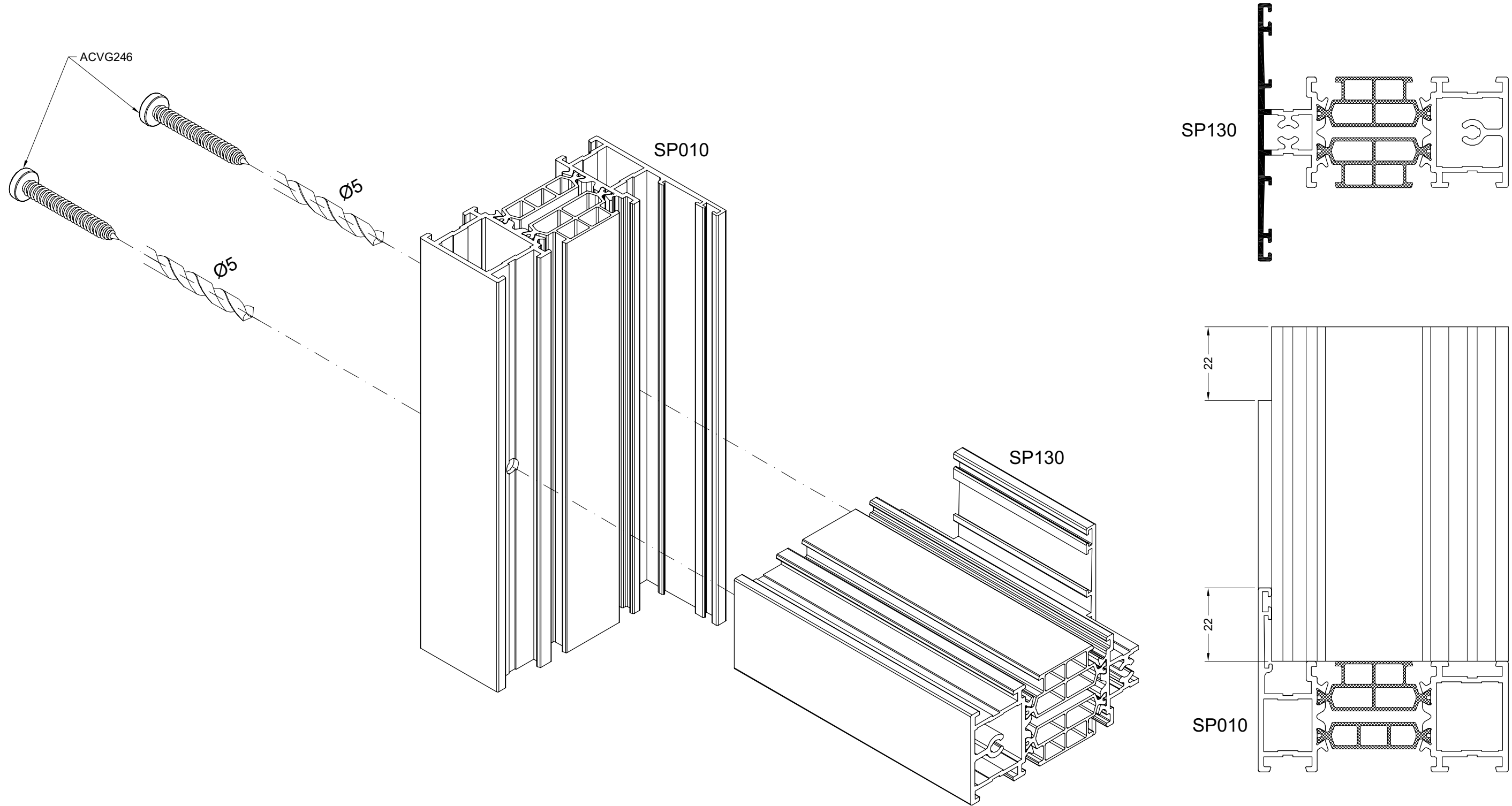
WERKTEKENINGEN - DESSINS DE CONSTRUCTION - KONSTRUKTIONZEICHNUNGEN - CONSTRUCTION DRAWINGS



tverbinding

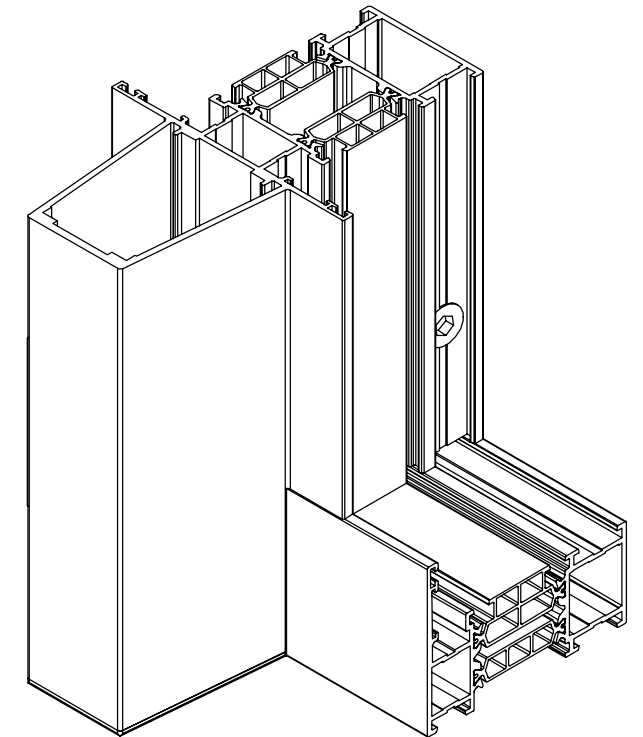
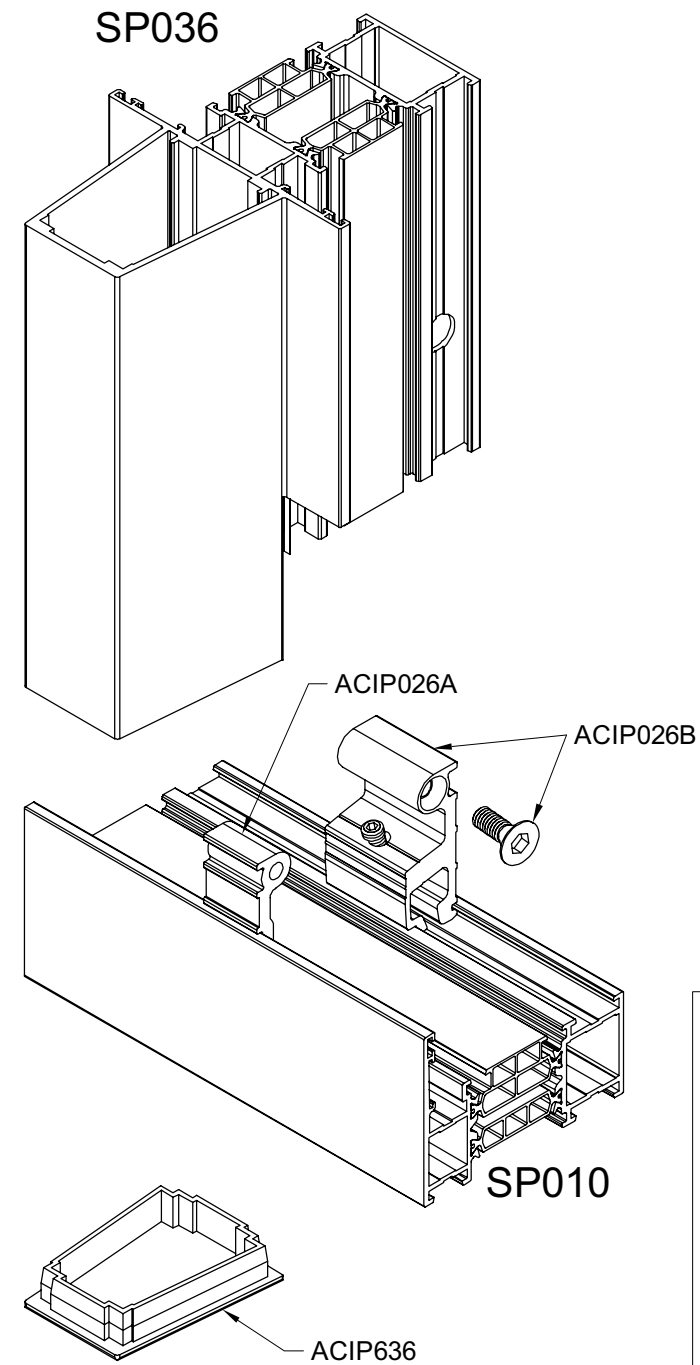
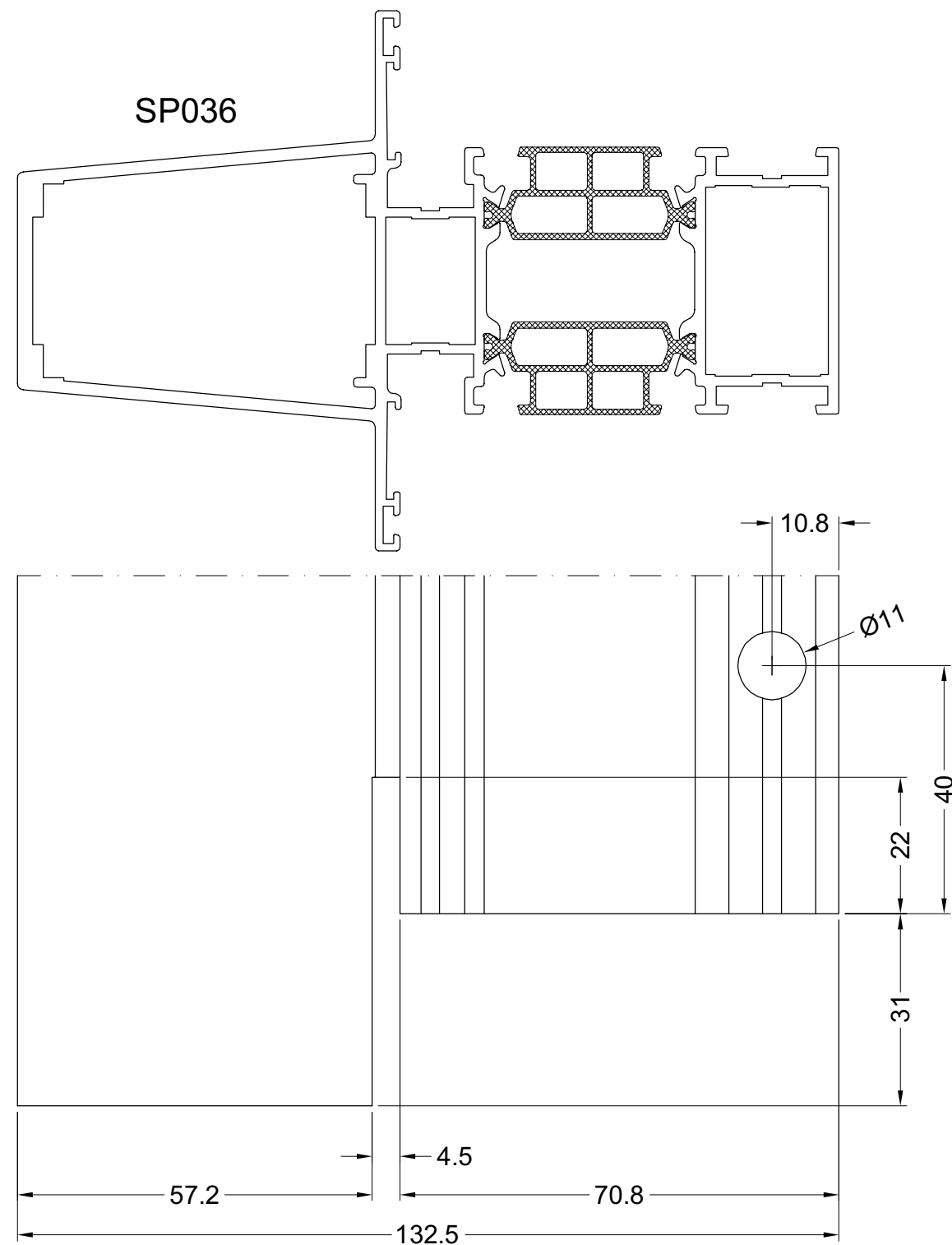
MONTAGE SP130 - ACVG246
MONTAGE SP130 - ACVG246
MONTAGE SP130 - ACVG246
MONTAGE SP130 - ACVG246

WERKTEKENINGEN - DESSINS DE CONSTRUCTION - KONSTRUKTIONZEICHNUNGEN - CONSTRUCTION DRAWINGS



MONTAGE SP036 - SP010
MONTAGE SP036 - SP010
MONTAGE SP036 - SP010
MONTAGE SP036 - SP010

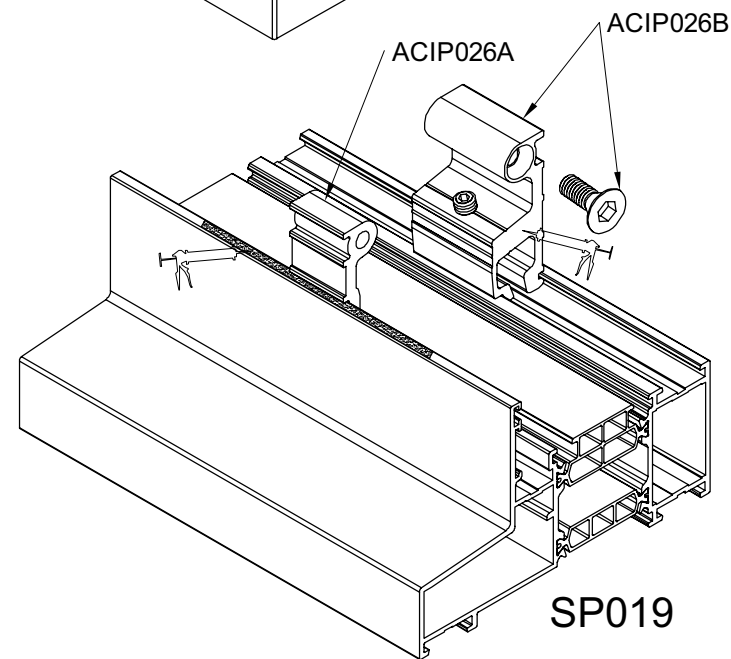
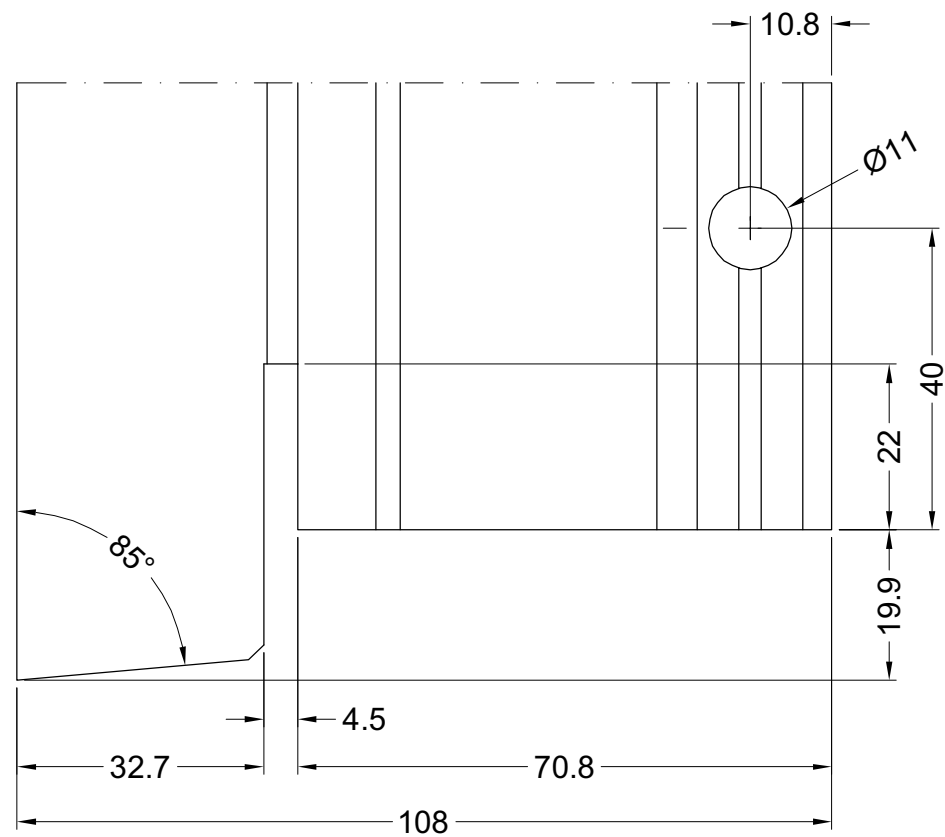
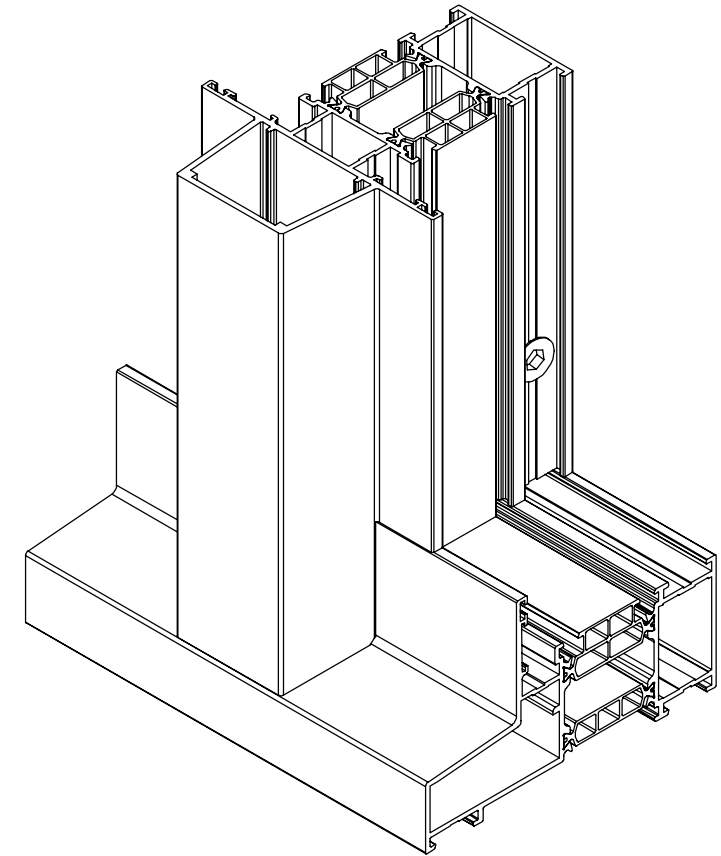
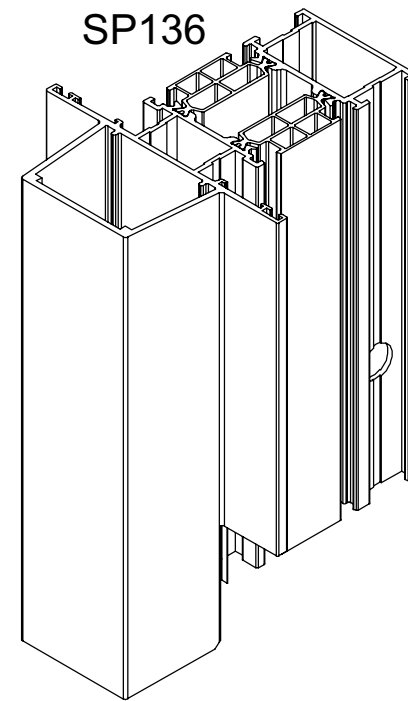
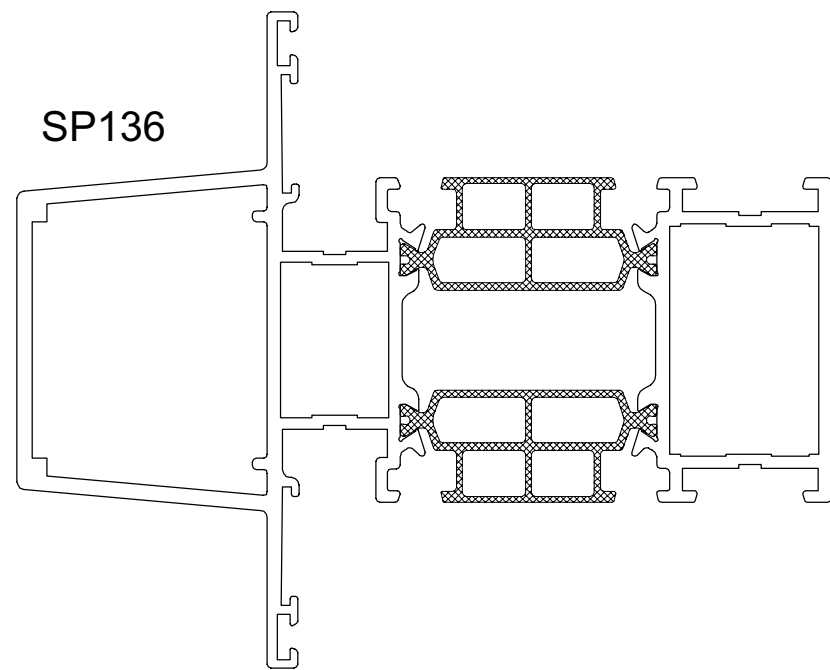
WERKTEKENINGEN - DESSINS DE CONSTRUCTION - KONSTRUKTIONZEICHNUNGEN - CONSTRUCTION DRAWINGS



1. Ontvetten van zaagsnede
Dégriasser les coupes
Entfetten der Sageschnitt
Degrease saw cut
2. Afkitten met ACSIL04
Colmater avec ACSIL04
Abdichten mit ACSIL04
Seal with ACSIL04
3. Lijmen in profiel met ACSIL013 (met pistool ACSIL08)
Coller dans les chambres avec ACSIL013 (pistolet ACSIL08)
ACSIL013 klebstoff im profil (kleber pistol ACSIL08)
Glue with ACSIL013 in profile (pistol ACSIL08)
4. Blokjes vastdraaien met ACVG66 en ACVL150
Serrer les clames avec ACVG66 et ACVL150
Festsetzen der Eckverbinder mit ACVG66 und ACVL150
Fixe the cleat corner with ACVG66 and ACVL150

MONTAGE SP136 - SP019
MONTAGE SP136 - SP019
MONTAGE SP136 - SP019
MONTAGE SP136 - SP019

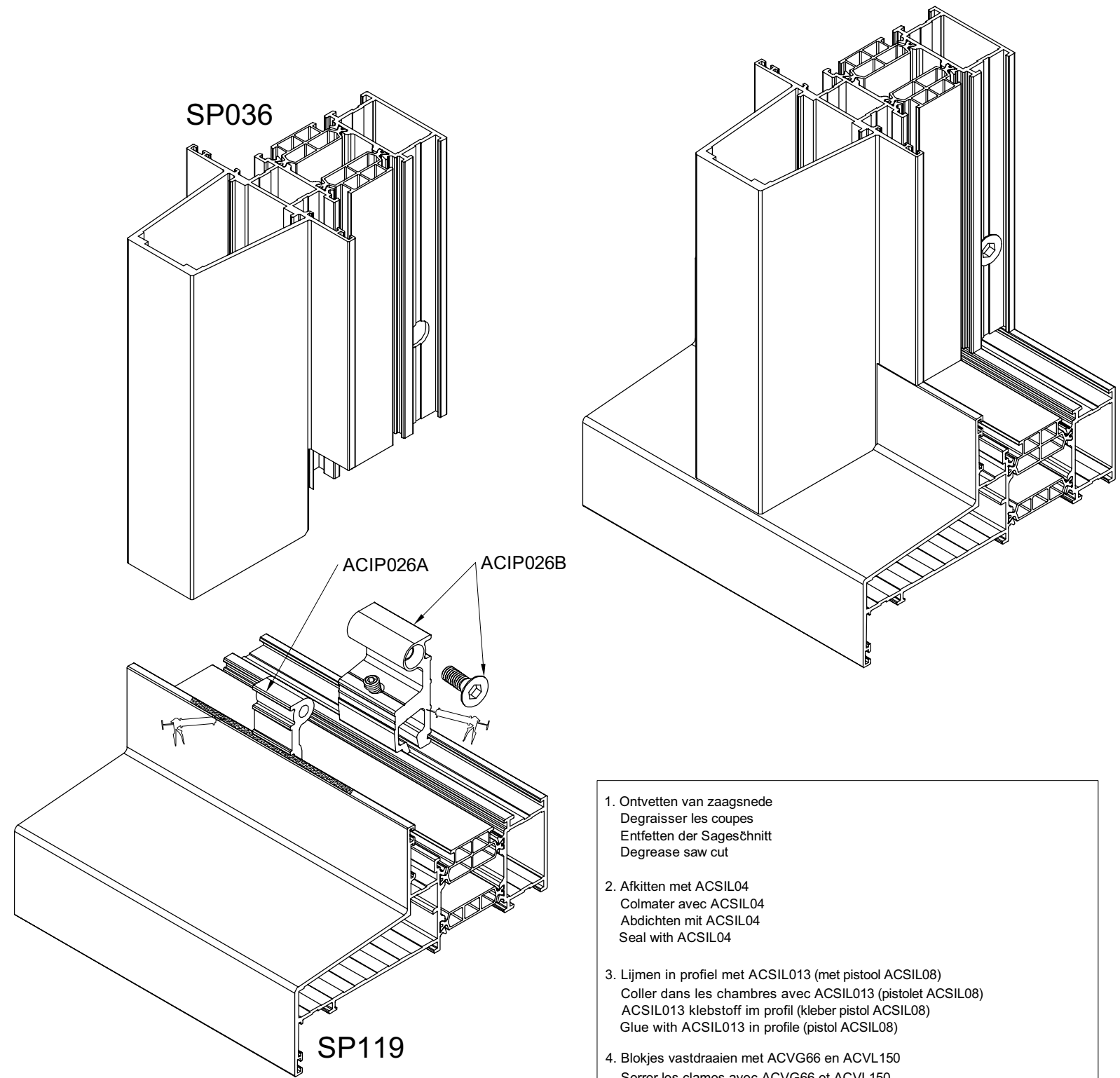
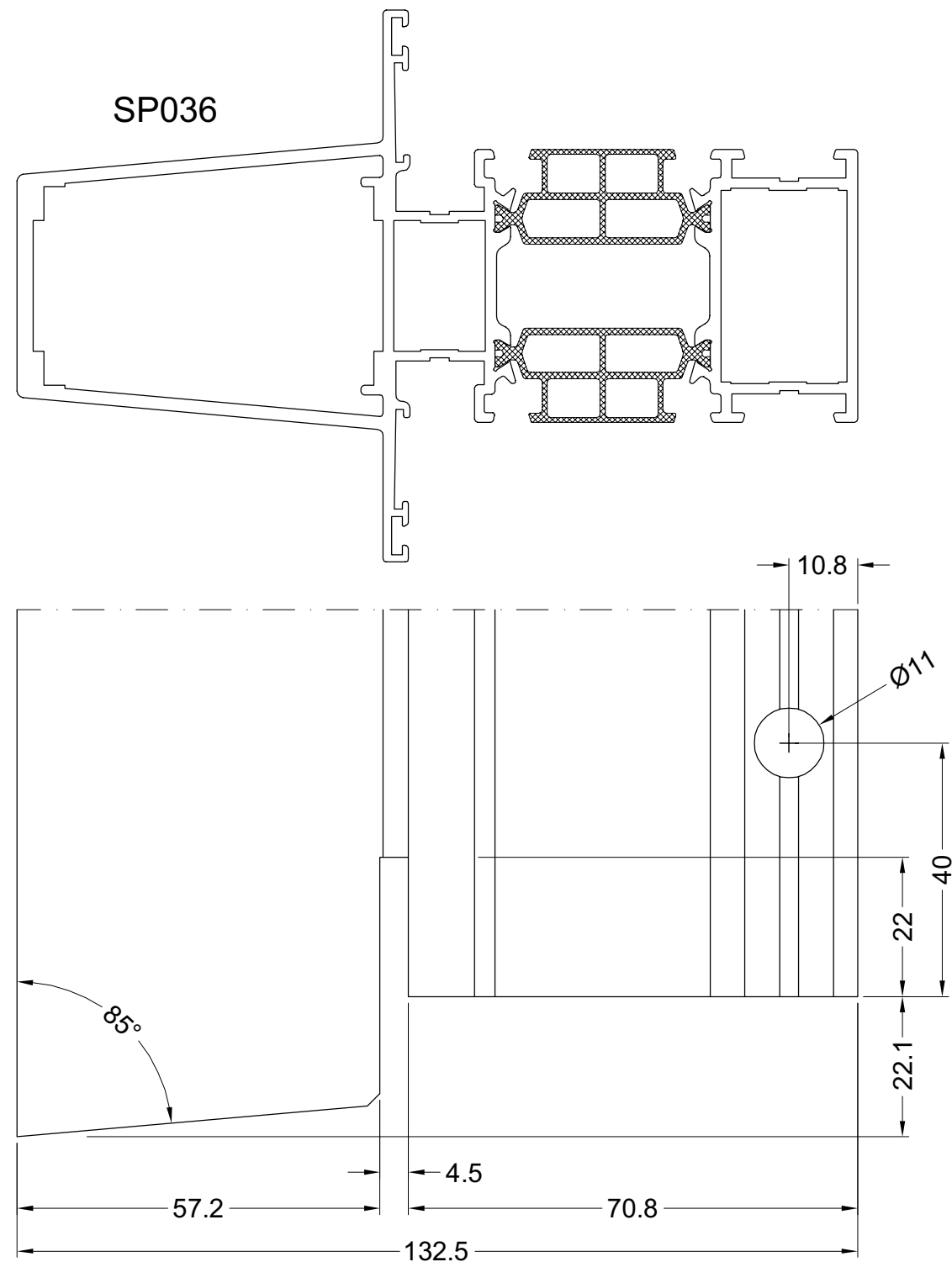
WERKTEKENINGEN - DESSINS DE CONSTRUCTION - KONSTRUKTIONZEICHNUNGEN - CONSTRUCTION DRAWINGS



1. Ontvetten van zaagsnede
Degraisser les coupes
Entfetten der Sageschnitt
Degrease saw cut
2. Afkitten met ACSIL04
Colmater avec ACSIL04
Abdichten mit ACSIL04
Seal with ACSIL04
3. Lijmen in profiel met ACSIL013 (met pistool ACSIL08)
Coller dans les chambres avec ACSIL013 (pistolet ACSIL08)
ACSIL013 klebstoff im profil (kleber pistol ACSIL08)
Glue with ACSIL013 in profile (pistol ACSIL08)
4. Blokjes vastdraaien met ACVG66 en ACVL150
Serrer les clames avec ACVG66 et ACVL150
Festsetzen der Eckverbinder mit ACVG66 und ACVL150
Fixe the cleat corner with ACVG66 and ACVL150

MONTAGE SP036 - SP119
MONTAGE SP036 - SP119
MONTAGE SP036 - SP119
MONTAGE SP036 - SP119

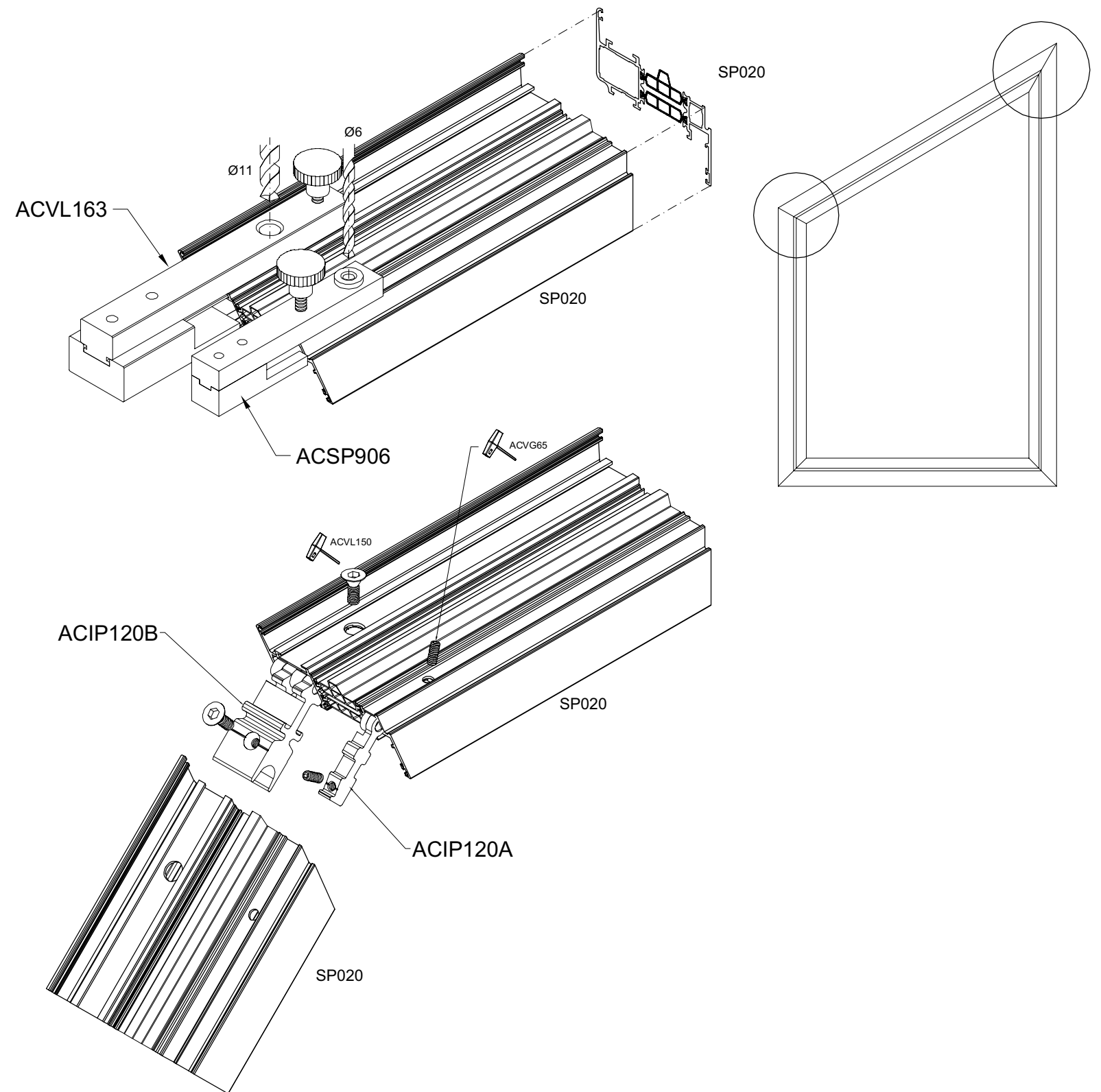
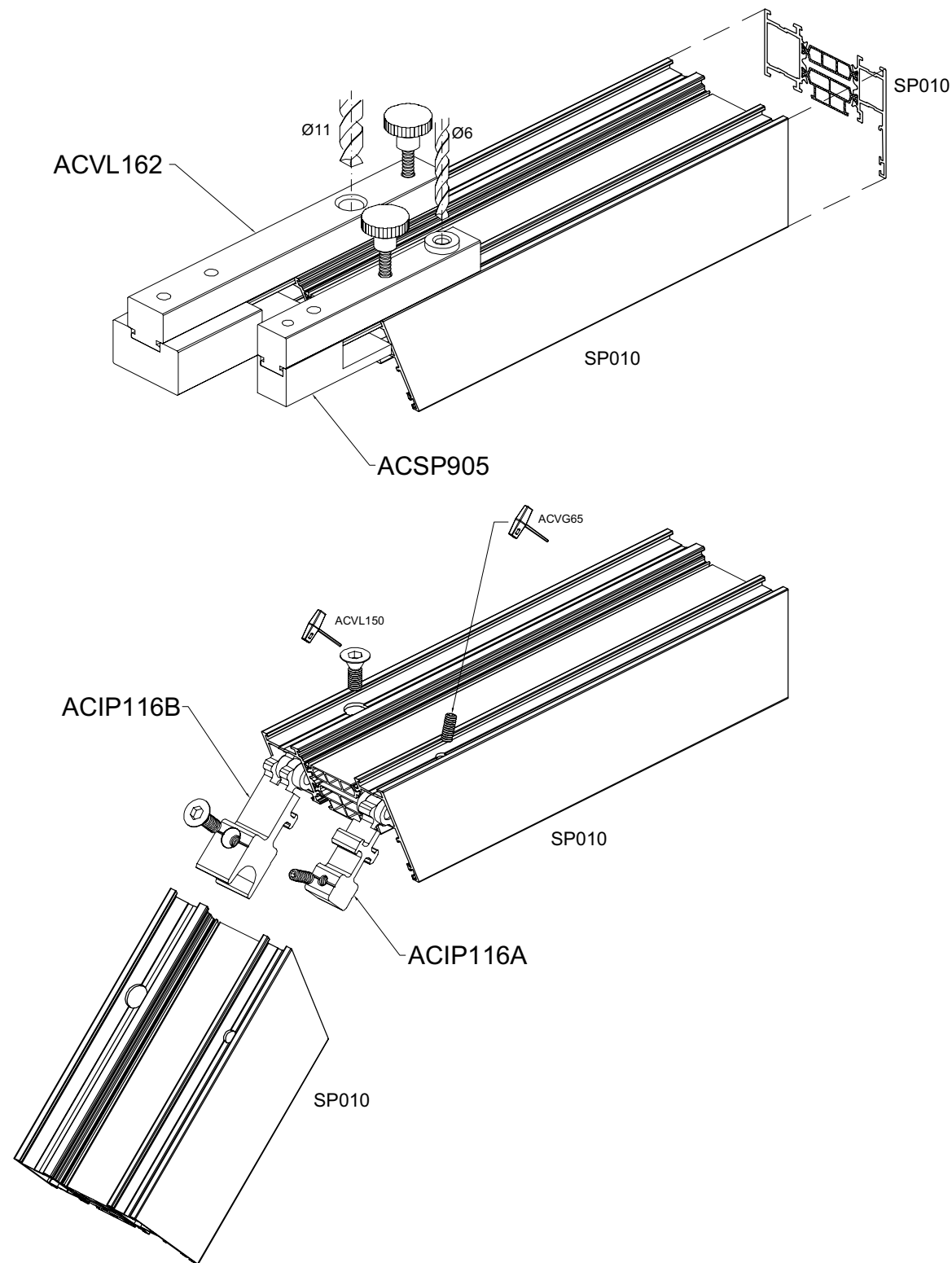
WERKTEKENINGEN - DESSINS DE CONSTRUCTION - KONSTRUKTIONZEICHNUNGEN - CONSTRUCTION DRAWINGS



1. Ontvetten van zaagsnede
Degraisser les coupes
Entfetten der Sageschnitt
Degrease saw cut
2. Afkitten met ACSIL04
Colmater avec ACSIL04
Abdichten mit ACSIL04
Seal with ACSIL04
3. Lijmen in profiel met ACSIL013 (met pistool ACSIL08)
Coller dans les chambres avec ACSIL013 (pistolet ACSIL08)
ACSIL013 klebstoff im profil (kleber pistol ACSIL08)
Glue with ACSIL013 in profile (pistol ACSIL08)
4. Blokjes vastdraaien met ACVG66 en ACVL150
Serrer les clames avec ACVG66 et ACVL150
Festsetzen der Eckverbinder mit ACVG66 und ACVL150
Fixe the cleat corner with ACVG66 and ACVL150

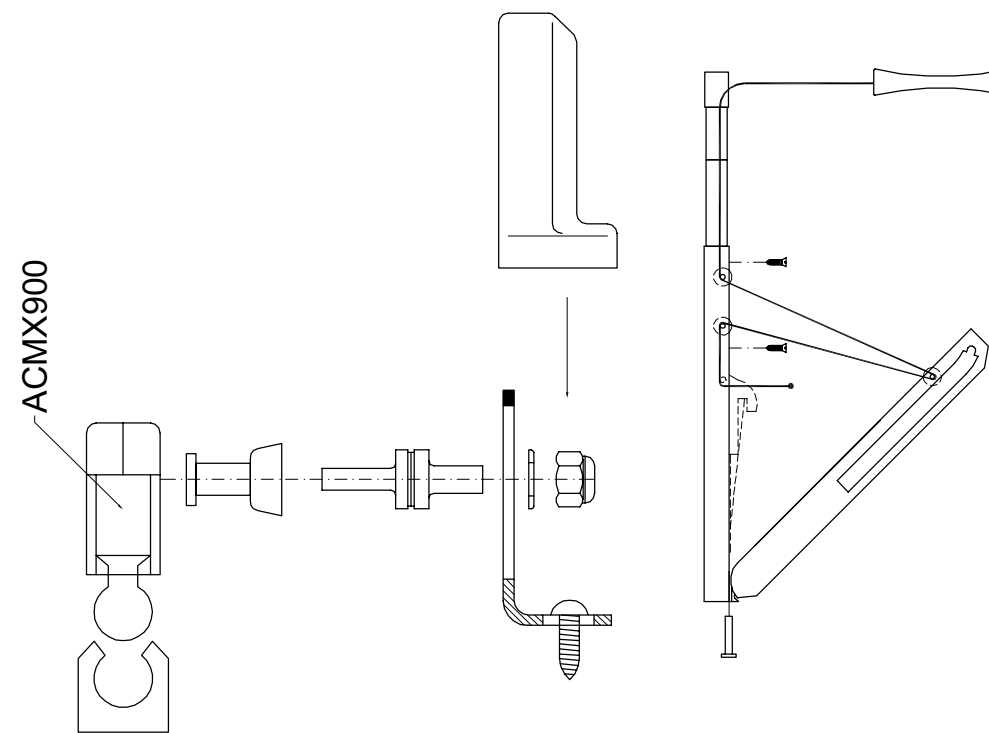
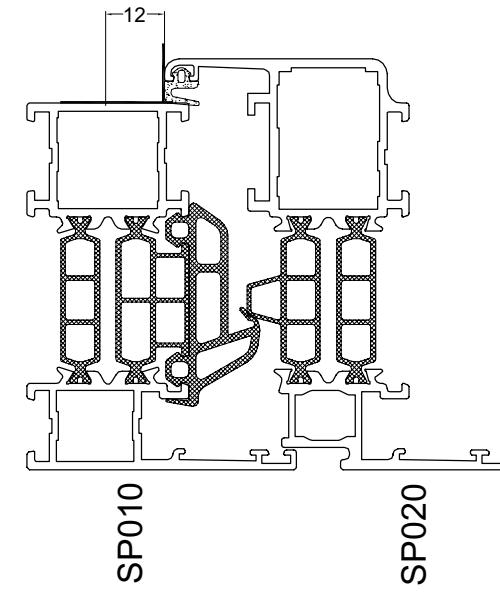
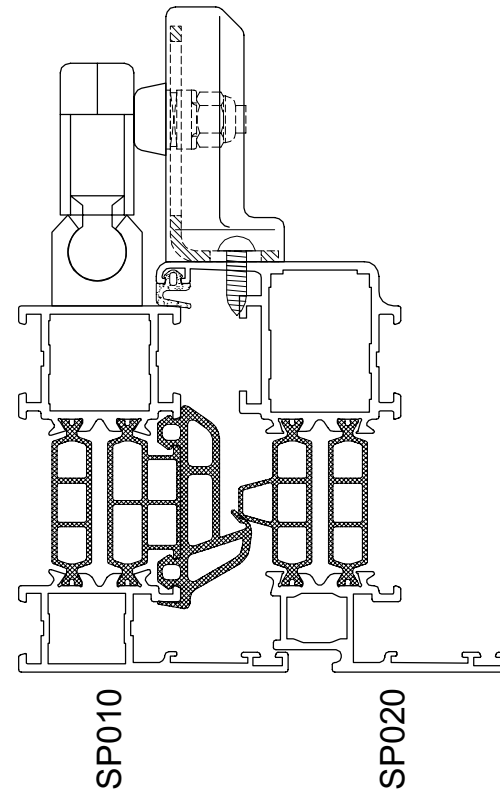
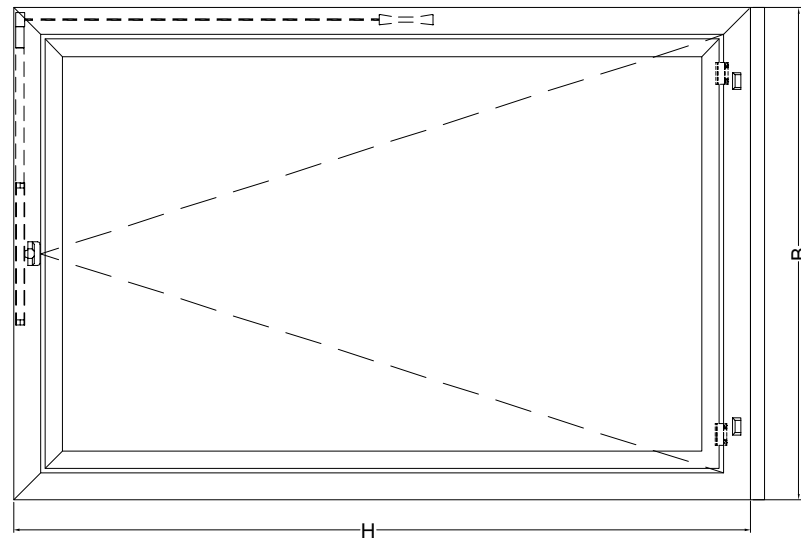
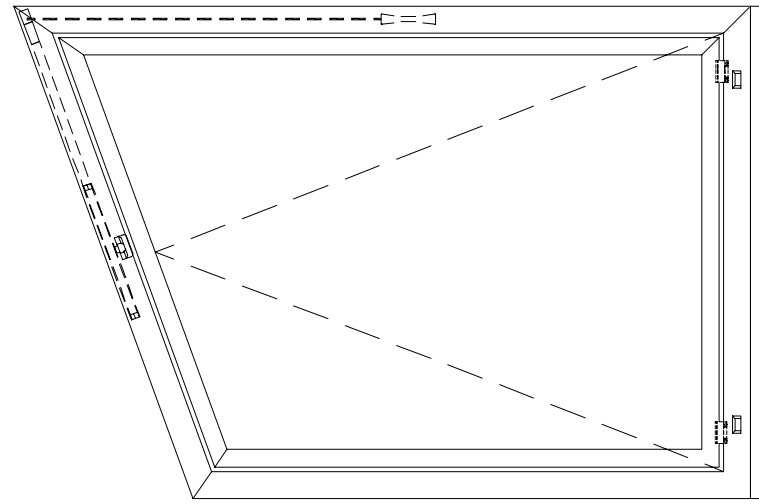
MONTAGE ACSP905 - ACSP906
MONTAGE ACSP905 - ACSP906
MONTAGE ACSP905 - ACSP906
MONTAGE ACSP905 - ACSP906

WERKTEKENINGEN - DESSINS DE CONSTRUCTION - KONSTRUKTIONZEICHNUNGEN - CONSTRUCTION DRAWINGS

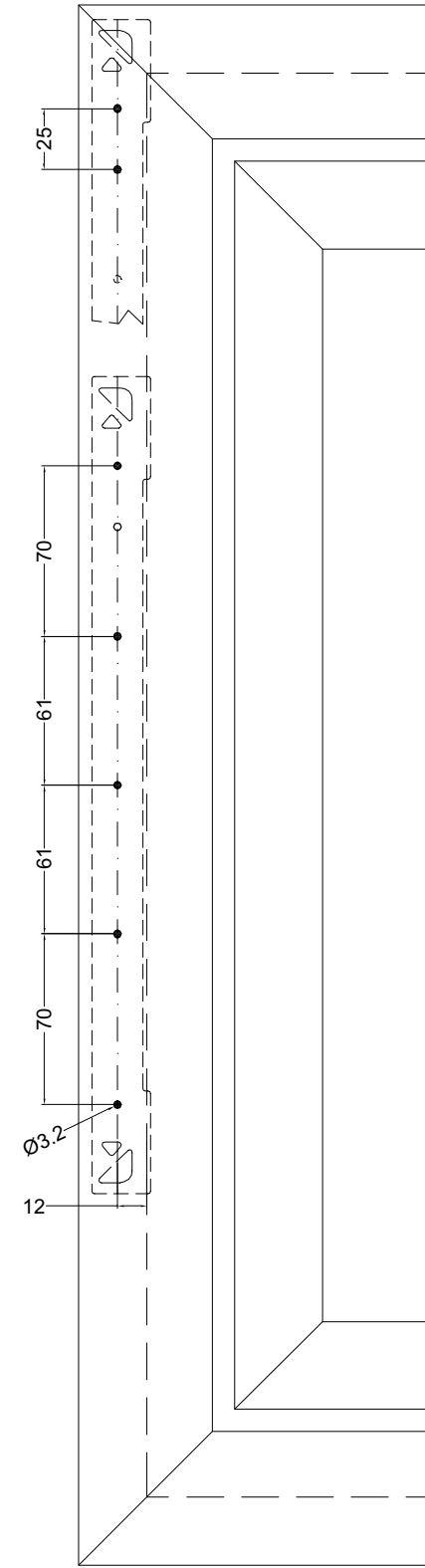


BESLAG KIPRAAM
FERRURE FENETRE BATTANTE
BESCHLAG KIPPFLUGEL
HARDWARE TILT CASEMENT

WERKTEKENINGEN - DESSINS DE CONSTRUCTION - KONSTRUKTIONZEICHNUNGEN - CONSTRUCTION DRAWINGS



ACMX901 : BOORMAL/CALIBRE/BOHRSCABLONE/BORING JET SET

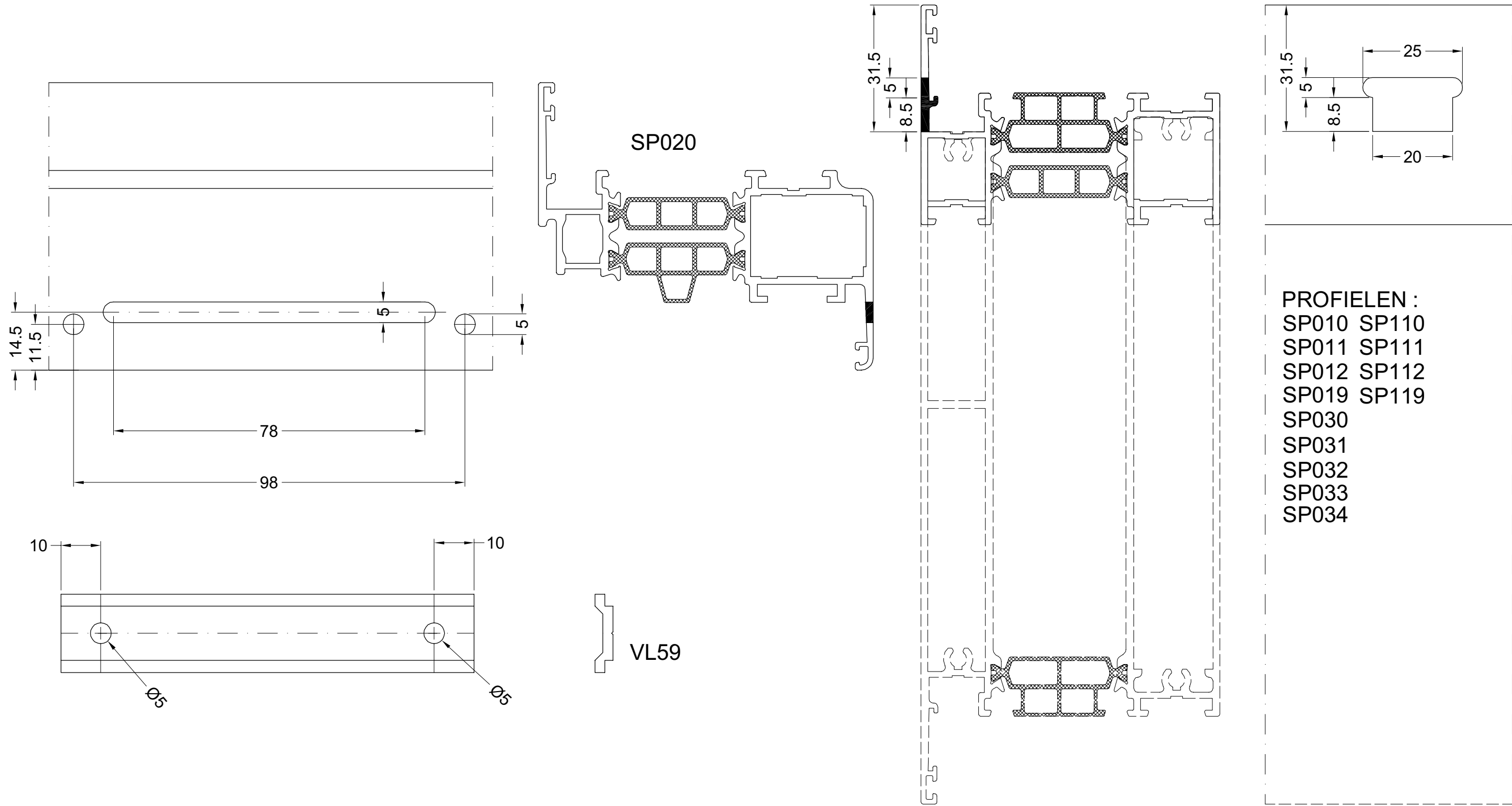


aliplast®

mont1

UITSPARING VOOR KRUK - UITSPARING VOOR WATERAFVOER
ENTAILLE POUR CREMONE - ENTAILLE POUR DRAINAGE
AUSSPARUNG FÜR GETRIEBE - AUSSPARUNG FÜR WASSERABFLUSS
MACHINING FOR HANDLES - MACHINING FOR DRAINAGE

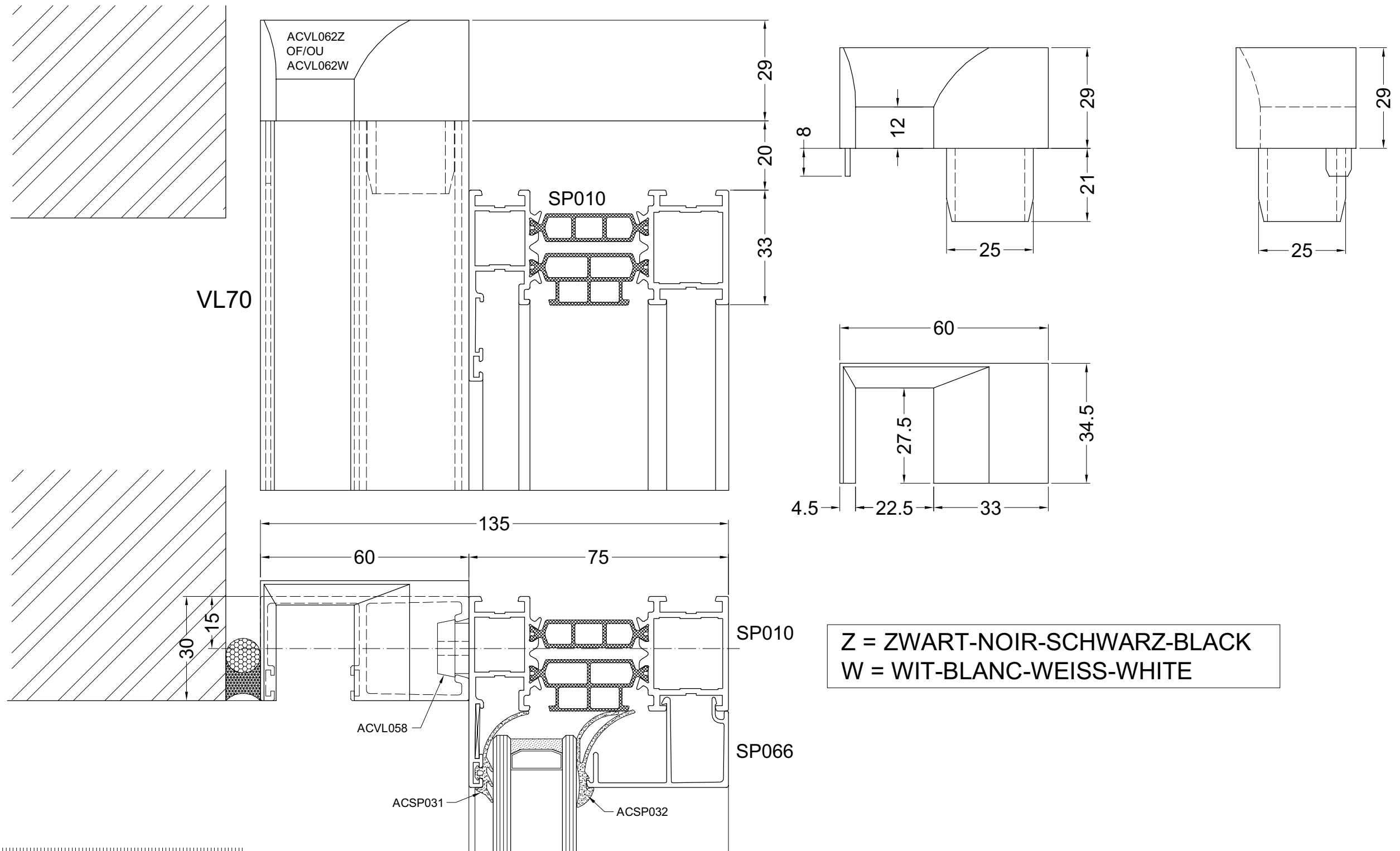
WERKTEKENINGEN - DESSINS DE CONSTRUCTION - KONSTRUKTIONZEICHNUNGEN - CONSTRUCTION DRAWINGS



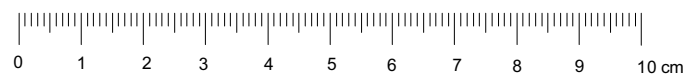
- PROFIELEN :
- SP010 SP110
 - SP011 SP111
 - SP012 SP112
 - SP019 SP119
 - SP030
 - SP031
 - SP032
 - SP033
 - SP034

INLOOPSTUK ROLLUIK
EMBOUT POUR GUIDE STORE
EINLAUFSTÜCK ROLLADEN FUHRUNG
ENTERPIECE FOR ROLLING SHUTTER

WERKTEKENINGEN - DESSINS DE CONSTRUCTION - KONSTRUKTIONZEICHNUNGEN - CONSTRUCTION DRAWINGS



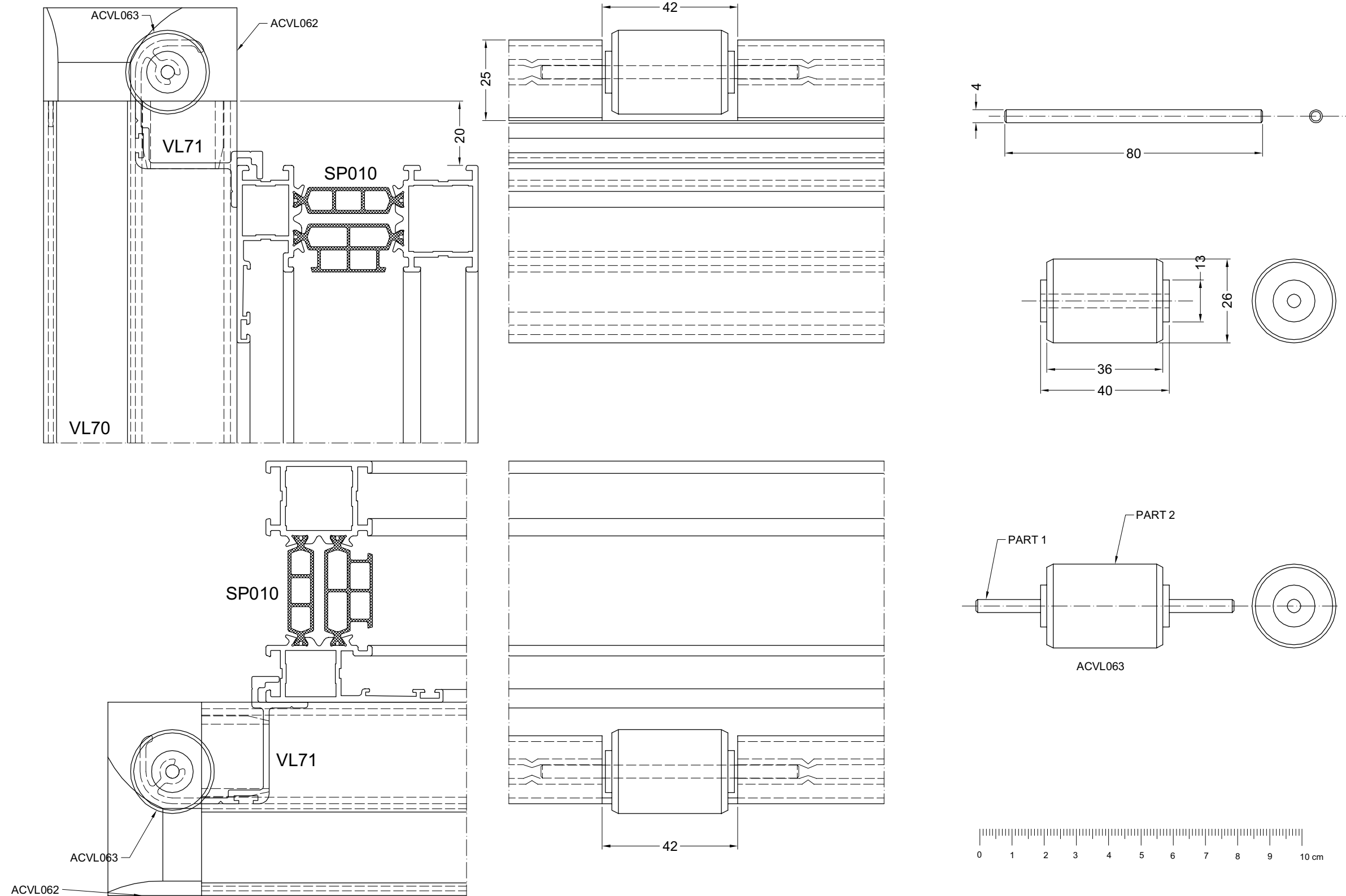
Z = ZWART-NOIR-SCHWARZ-BLACK
W = WIT-BLANC-WEISS-WHITE



werkt13

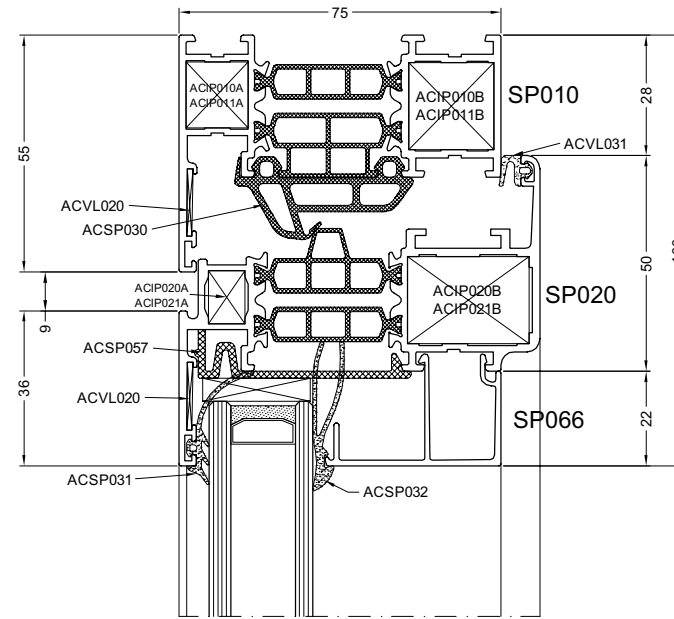
AANDRUKROL VOOR ROLLUIK
ROULETTE PRESSION POUR VOLET
Distanzrol für Rolllade
GUIDING ROLL FOR SHUTTER

WERKTEKENINGEN - DESSINS DE CONSTRUCTION - KONSTRUKTIONZEICHNUNGEN - CONSTRUCTION DRAWINGS

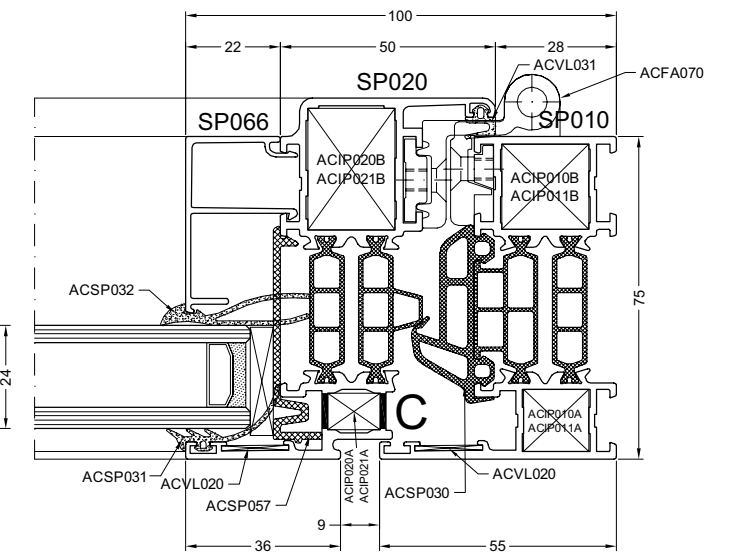
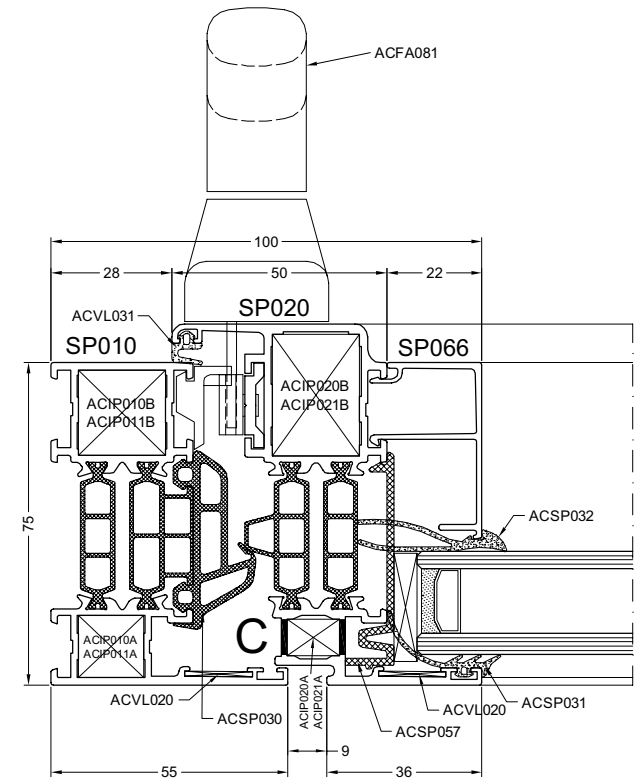
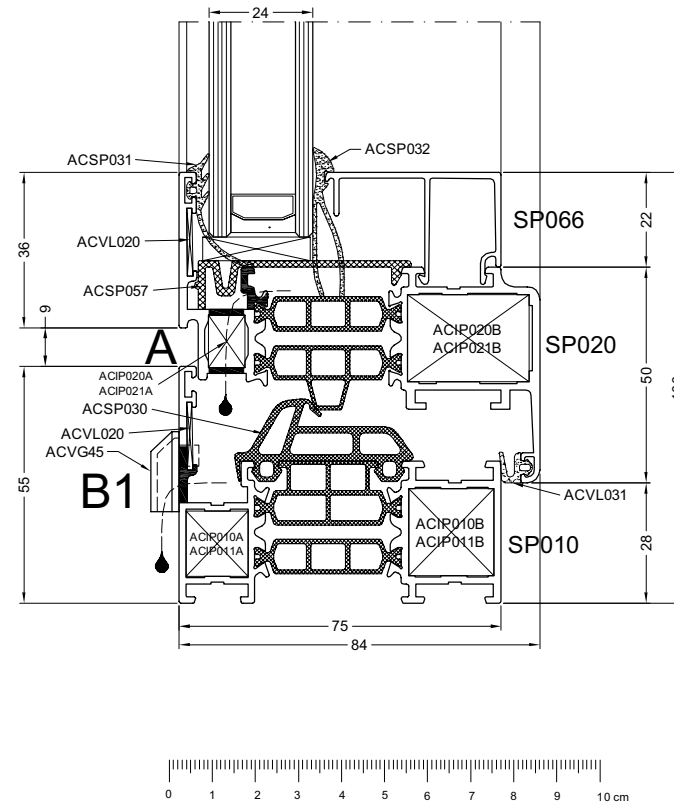
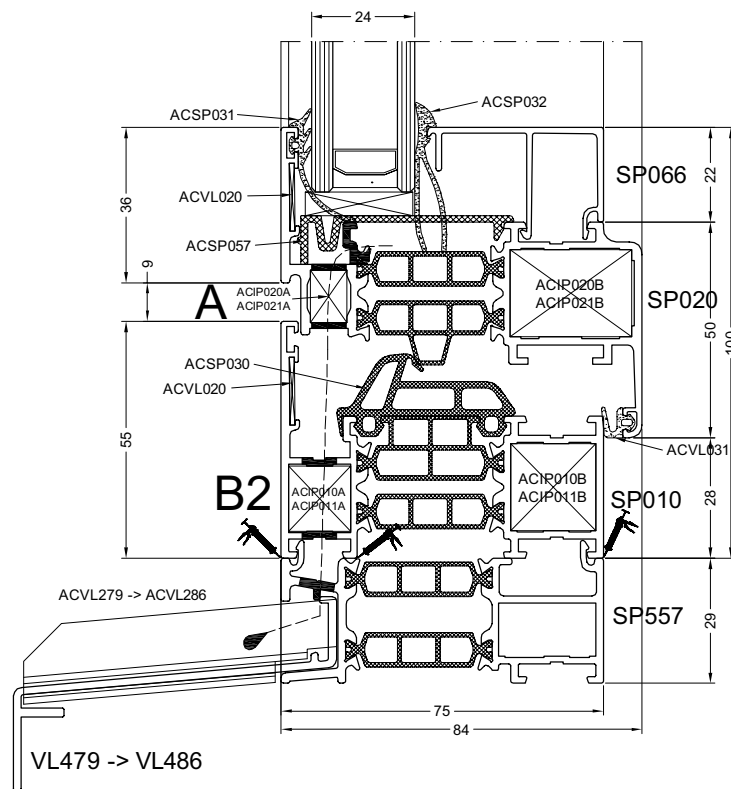
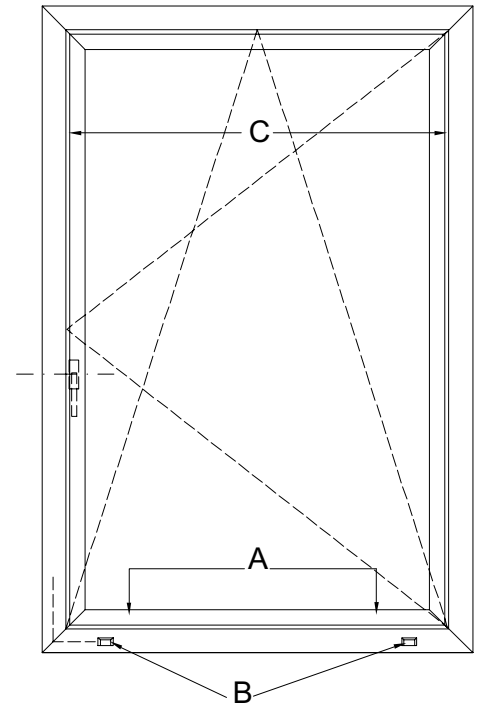


ONTLUCHTING EN ONTWATERING
VENTILATION ET DRAINAGE
ENTLUFTUNG UND ENTWASSERUNG
VENTILATION AND DRAINING

WERKTEKENINGEN - DESSINS DE CONSTRUCTION - KONSTRUKTIONZEICHNUNGEN - CONSTRUCTION DRAWINGS



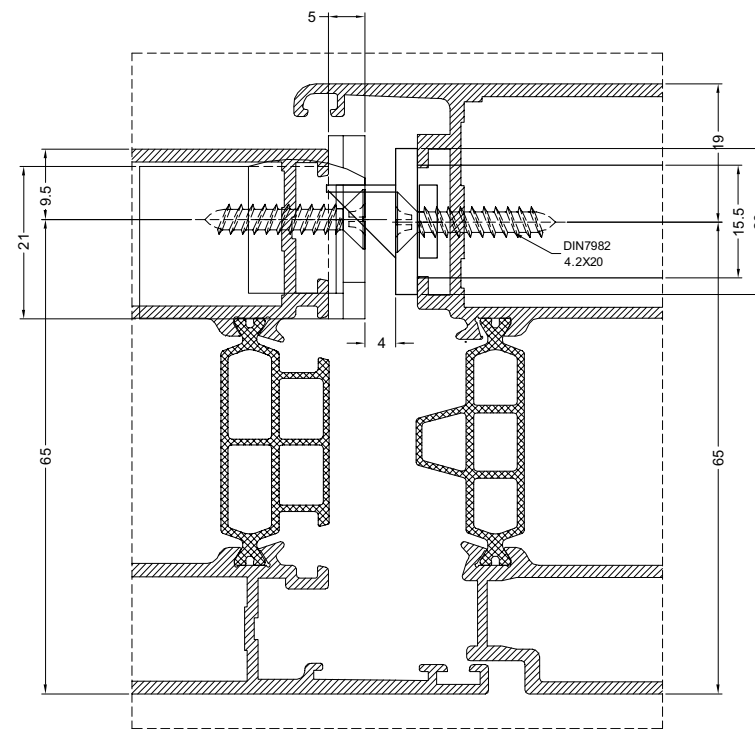
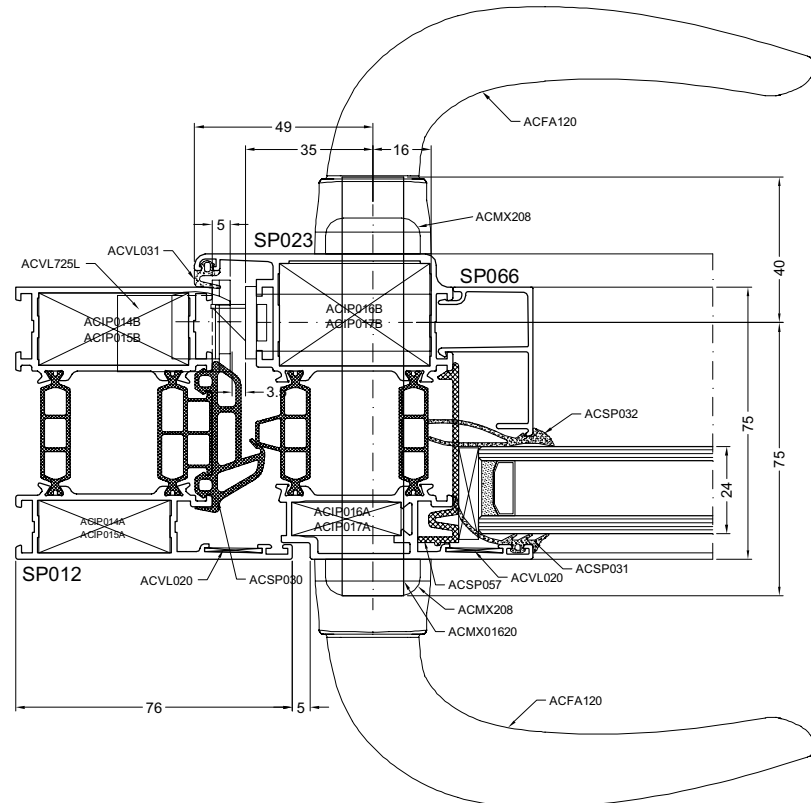
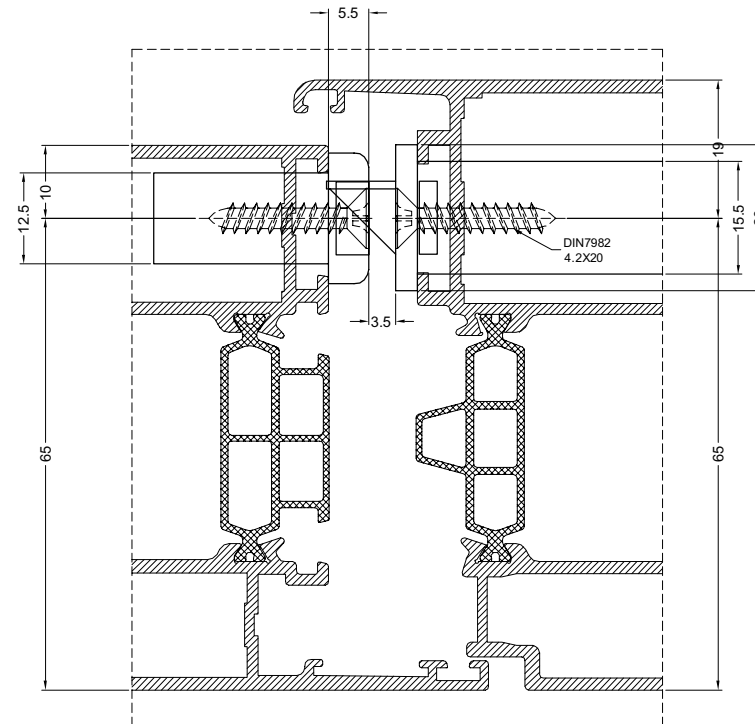
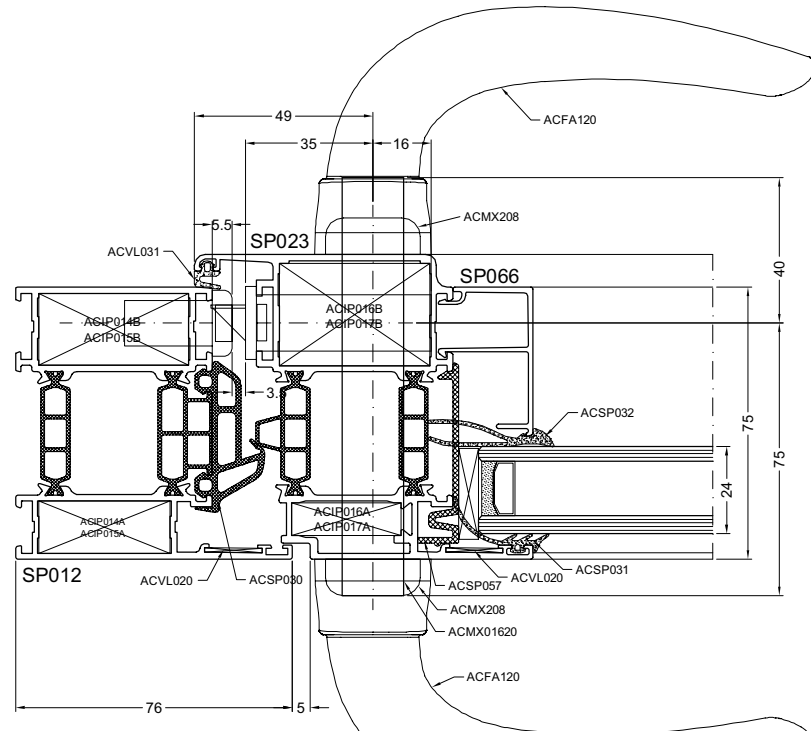
- A** ONTWATERING VLEUGEL 2XØ8
DRAINAGE OUVRANT 2XØ8
DRANAGE FLUGEL 2XØ8
DRAINAGE VENT 2XØ8
- B1** ONTWATERING KOZIJN 2X SLEUF 25X13
DRAINAGE DORMANT 2X BOUTONNIERE 25X13
DRANAGE RAHMEN 2X SCHLITZ 25X13
DRAINAGE FRAME 2X GROOVE 25X13
- B2** ONTWATERING KOZIJN 2X Ø8
DRAINAGE DORMANT 2X Ø8
DRANAGE RAHMEN 2X Ø8
DRAINAGE FRAME 2X Ø8
- C** GLASSPONNING ONTLUCHTING 2XØ8
VENTILATION FEUILLURE 2XØ8
ENTLUFTUNG GLAS SCHLITZ 2XØ8
VENTILATION GLAZING GROOVE 2XØ8



ontlucht

MONTAGE SLOT IN SP012 - SP023
MONTAGE SERRURE DANS SP012 - SP023
MONTAGE SCHLOSSER IN SP012 - SP023
MONTAGE LOCK IN SP012 - SP023

WERKTEKENINGEN - DESSINS DE CONSTRUCTION - KONSTRUKTIONZEICHNUNGEN - CONSTRUCTION DRAWINGS



TOEPASSING		
APPLICATION	ACVL705	
ANWENDUNG	ACVL707	
APPLICATION		

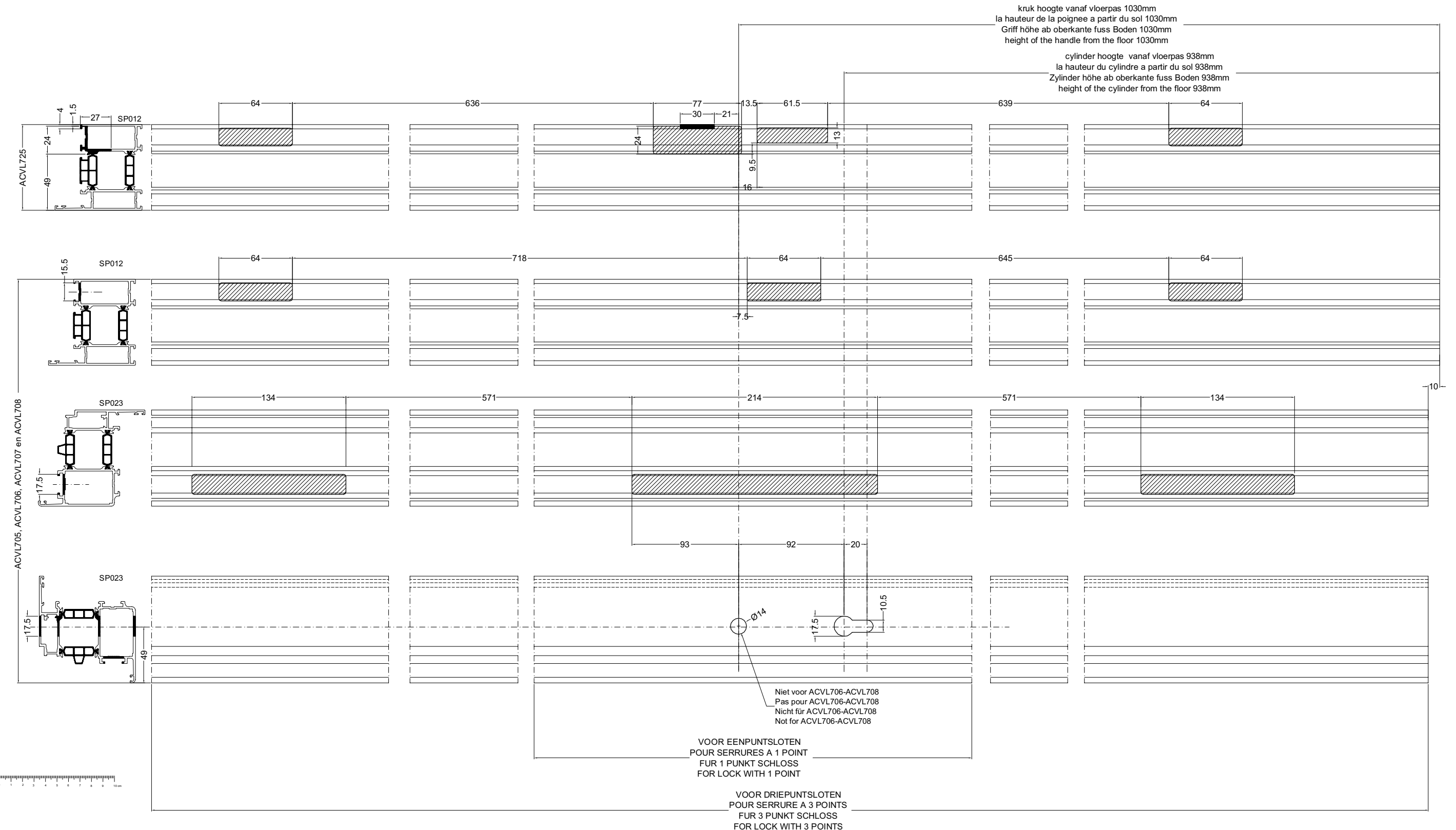
DEUR PORTE TUR DOOR	Penslot Serrure à pêne Schloss mit Falle Lock with pen		Rolslot Serrure à rouleau Schloss mit rolle Lock with roll	
	1-punt 1-point 1-Punkt 1-Point	3-punt 3-points 3-Punkt 3-Points	1-punt 1-point 1-Punkt 1-Point	3-punt 3-points 3-Punkt 3-Points
Binnendraaiend Ouvrant vers l'intérieur Innen öffnend Inside opening	ACVL705	ACVL707	ACVL706	ACVL708
Elektrische slotplaat Electrique gache Elektrische schliess platte Electric lock plate	ACVL725	ACVL725		

Cilinderplaatje Cache cylindre Zylinder-rosette Cover for cylinder	Cilinder Cylindre Zylinder Cylinder	Cilinder 1/2 Cylindre 1/2 Zylinder 1/2 Cylinder 1/2
ACMX208 2x	ACMX01620	ACMX01601



UITSPARING VOOR BINNENDRAAIENDE DEUREN VOOR SLOT ACVL705 - ACVL706 - ACVL707 - ACVL708 - ACVL725
 ENTAILLE POUR PORTES OUVRANT INTERIEUR POUR SERRURE ACVL705 - ACVL706 - ACVL707 - ACVL708 - ACVL725
 EINBAU FÜR TUREN NACH INNEN OFFNEND FÜR SCHLOSSER ACVL705 - ACVL706 - ACVL707 - ACVL708 - ACVL725
 ENBEDDING FOR INSIDE OPENING DOORS FOR LOCK ACVL705 - ACVL706 - ACVL707 - ACVL708 - ACVL725

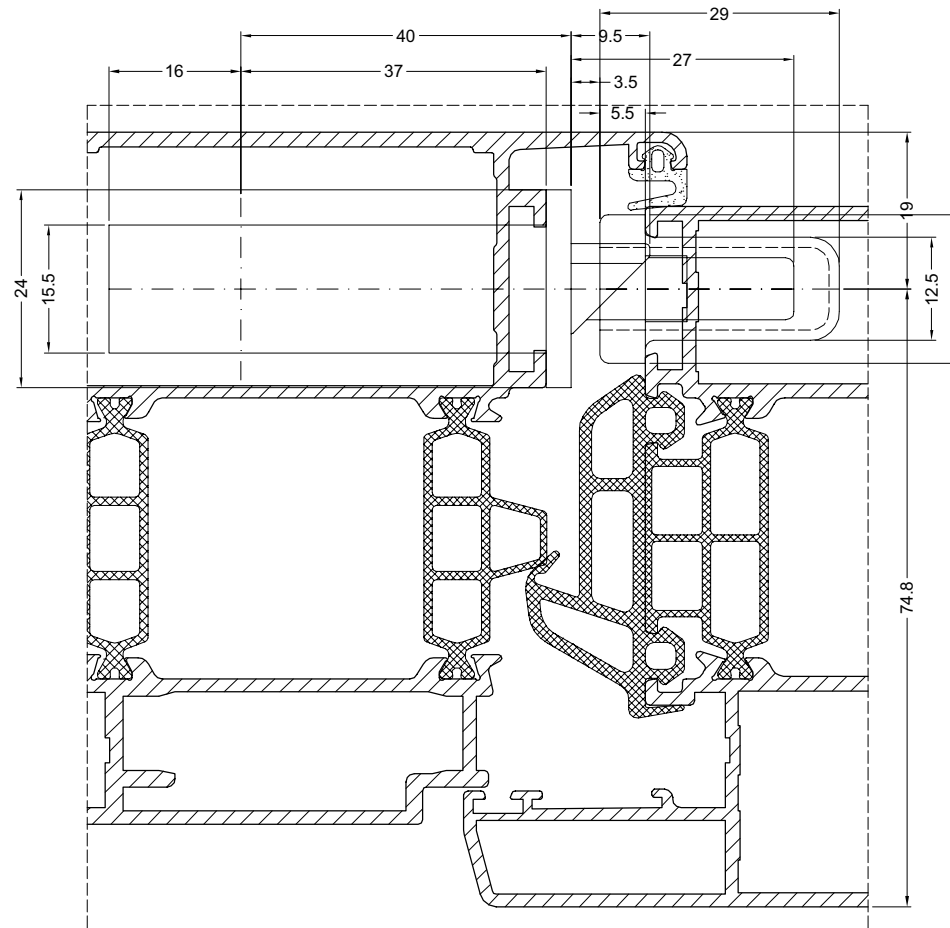
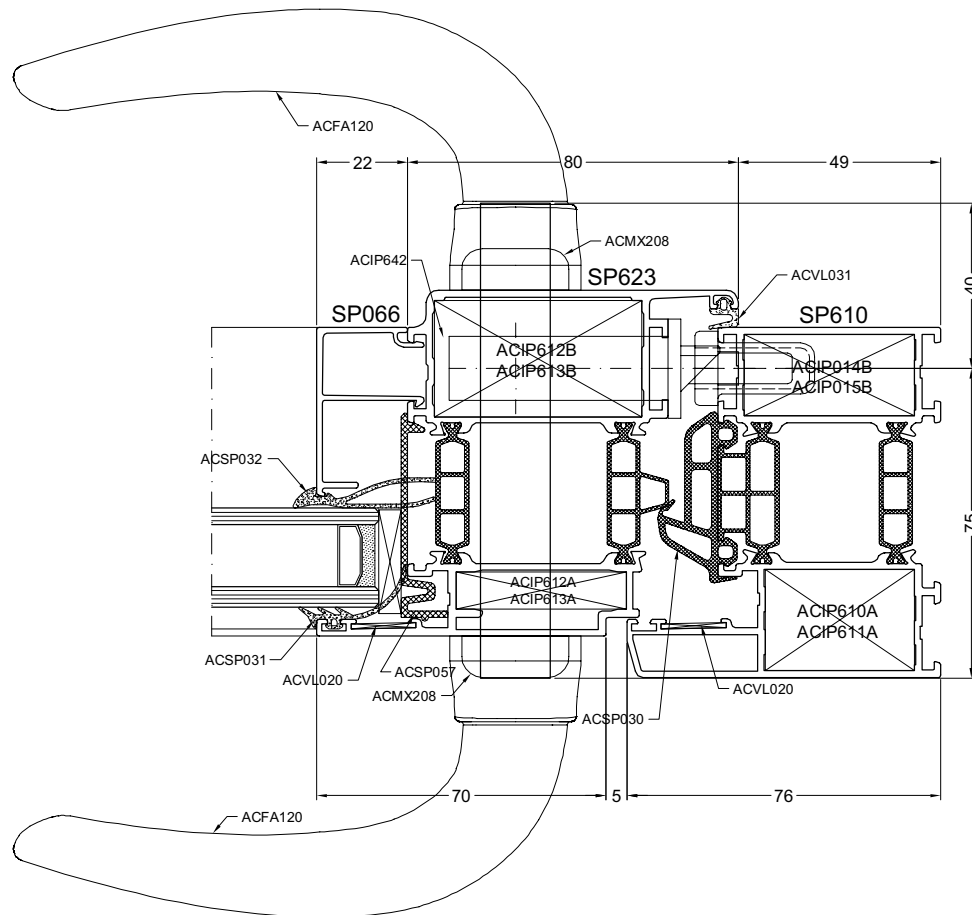
WERKTEKENINGEN - DESSINS DE CONSTRUCTION - KONSTRUKTIONZEICHNUNGEN - CONSTRUCTION DRAWINGS



spslot6

MONTAGE SLOT IN SP623
MONTAGE SERRURE POUR SP623
AUFSTELLEN SCHLOSS FÜR SP623
ASSEMBLY LOCK FOR SP623

WERKTEKENINGEN - DESSINS DE CONSTRUCTION - KONSTRUKTIONZEICHNUNGEN - CONSTRUCTION DRAWINGS



TOEPASSING	ACIP640 ACIP642	
APPLICATION		
ANWENDUNG		
APPLICATION		

DEUR PORTE TUR DOOR	Penslot Serrure à pène Schloss mit Falle Lock with pen	
	3-punt 3-points 3-Punkt 3-Points	Enkel slot Serrure simple Schloss simple Single lock
Binnendraaiend Ouvrant vers l'intérieur Innen öffnend Inside opening	ACIP642	ACIP640

Cilinderplaatje Cache cylindre Zylinder-rosette Cover for cylinder	Cilinder Cylindre Zylinder Cylinder	Cilinder 1/2 Cylindre 1/2 Zylinder 1/2 Cylinder 1/2
ACMX208 2x	ACMX01620	ACMX01601

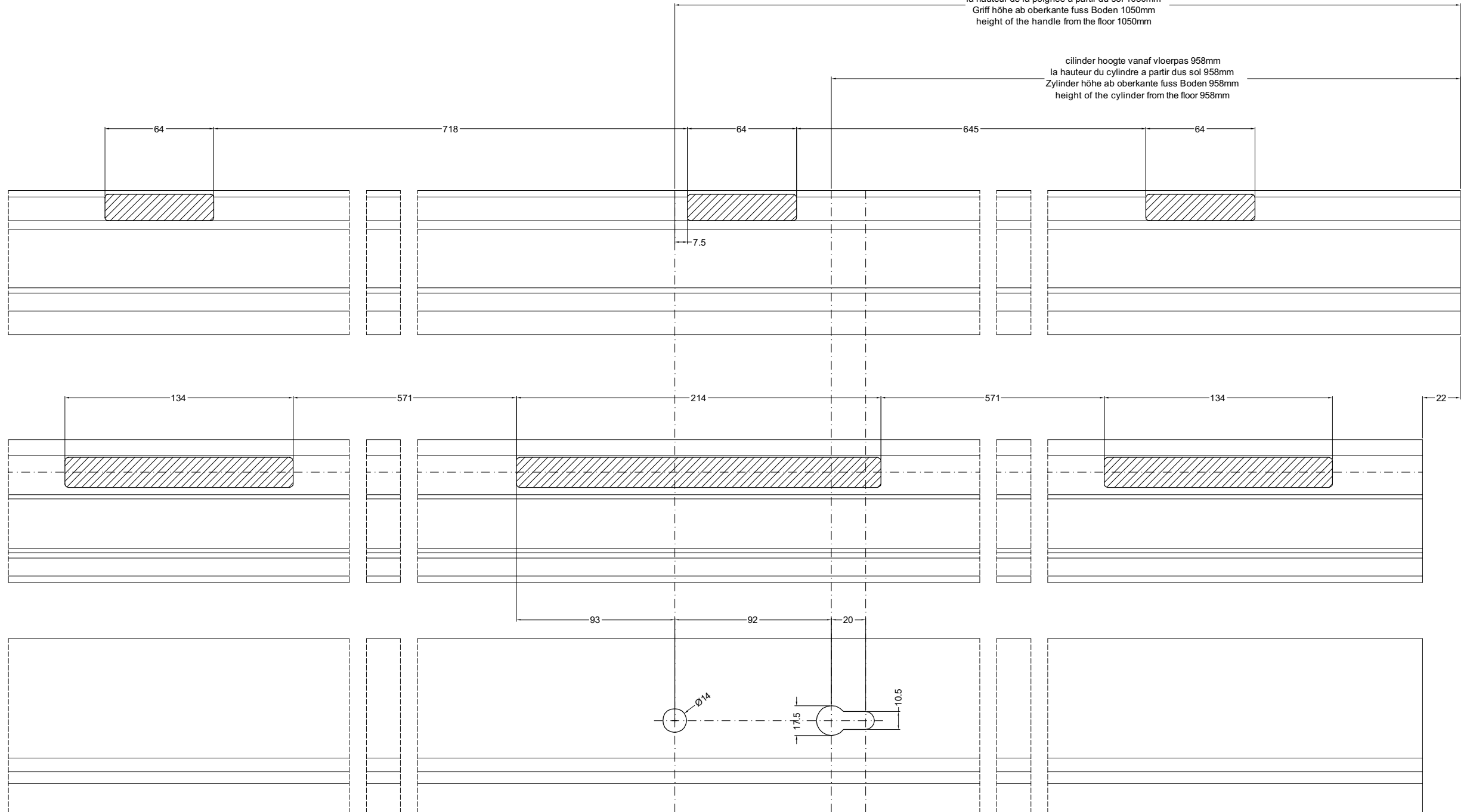
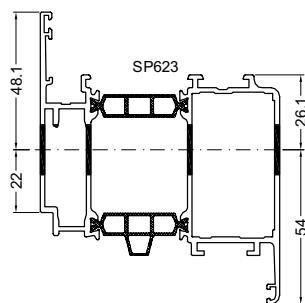
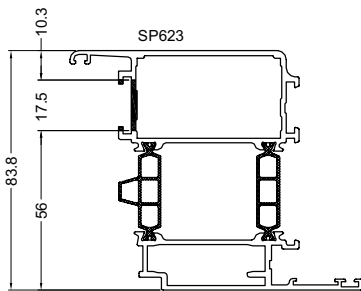
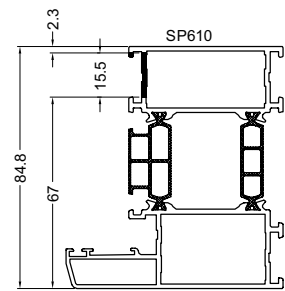


UITSPARING VOOR SLOT ACIP642
ENTAILLE POUR SERRURE ACIP642
EINBAU FÜR SCHLOSSER ACIP642
ENBEDDING FOR LOCK ACIP642

WERKTEKENINGEN - DESSINS DE CONSTRUCTION - KONSTRUKTIONZEICHNUNGEN - CONSTRUCTION DRAWINGS

kruk hoogte vanaf vloerpas 1050mm
la hauteur de la poignée a partir du sol 1050mm
Griff höhe ab oberkante fuss Boden 1050mm
height of the handle from the floor 1050mm

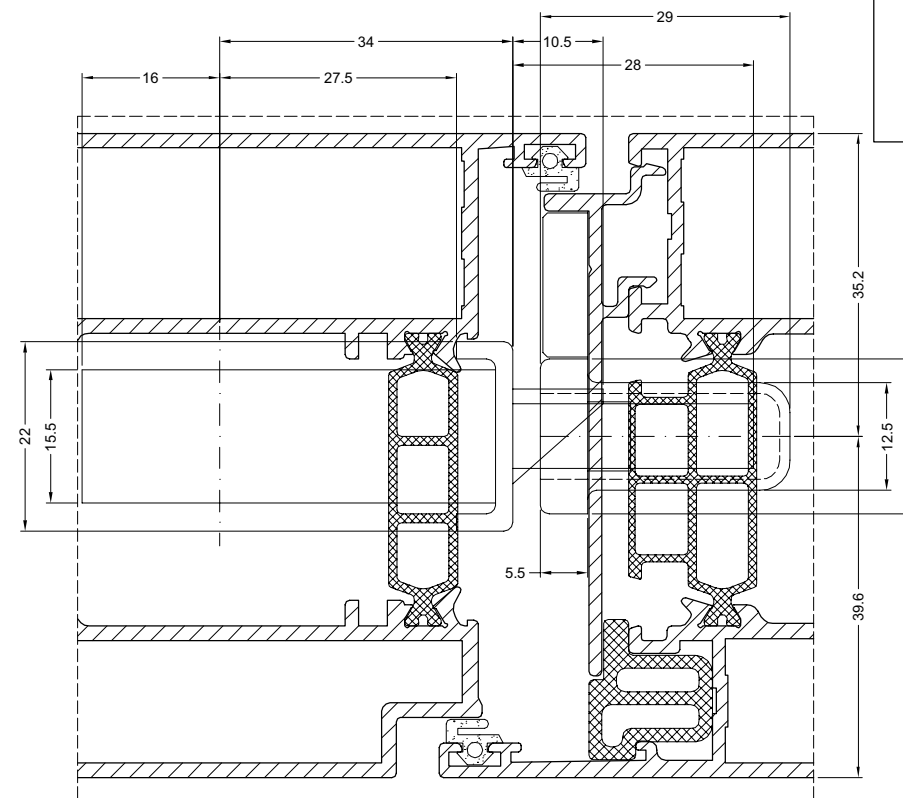
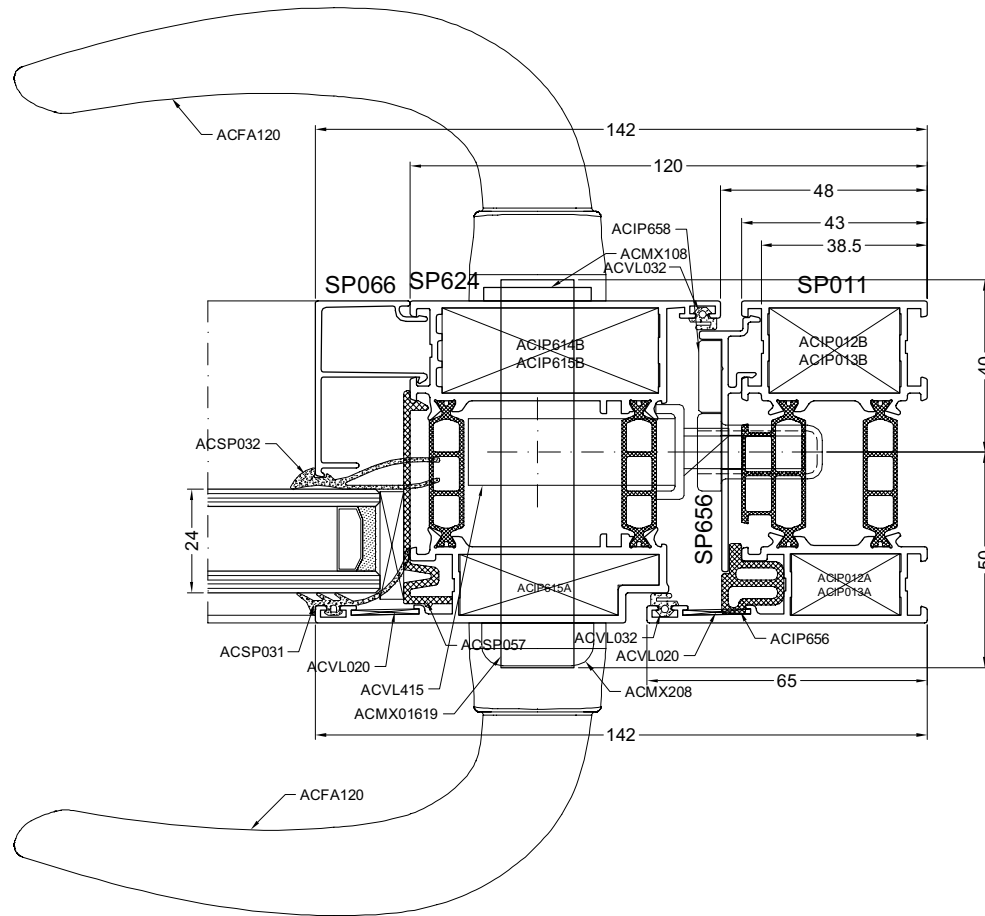
cilinder hoogte vanaf vloerpas 958mm
la hauteur du cylindre a partir dus sol 958mm
Zylinder höhe ab oberkante fuss Boden 958mm
height of the cylinder from the floor 958mm



uitslot1

MONTAGE SLOT IN SP624
MONTAGE SERRURE POUR SP624
AUFSTELLEN SCHLOSS FÜR SP624
ASSEMBLY LOCK FOR SP624

WERKTEKENINGEN - DESSINS DE CONSTRUCTION - KONSTRUKTIONZEICHNUNGEN - CONSTRUCTION DRAWINGS



TOEPASSING	ACIP720 ACVL415	
APPLICATION		
ANWENDUNG		
APPLICATION		

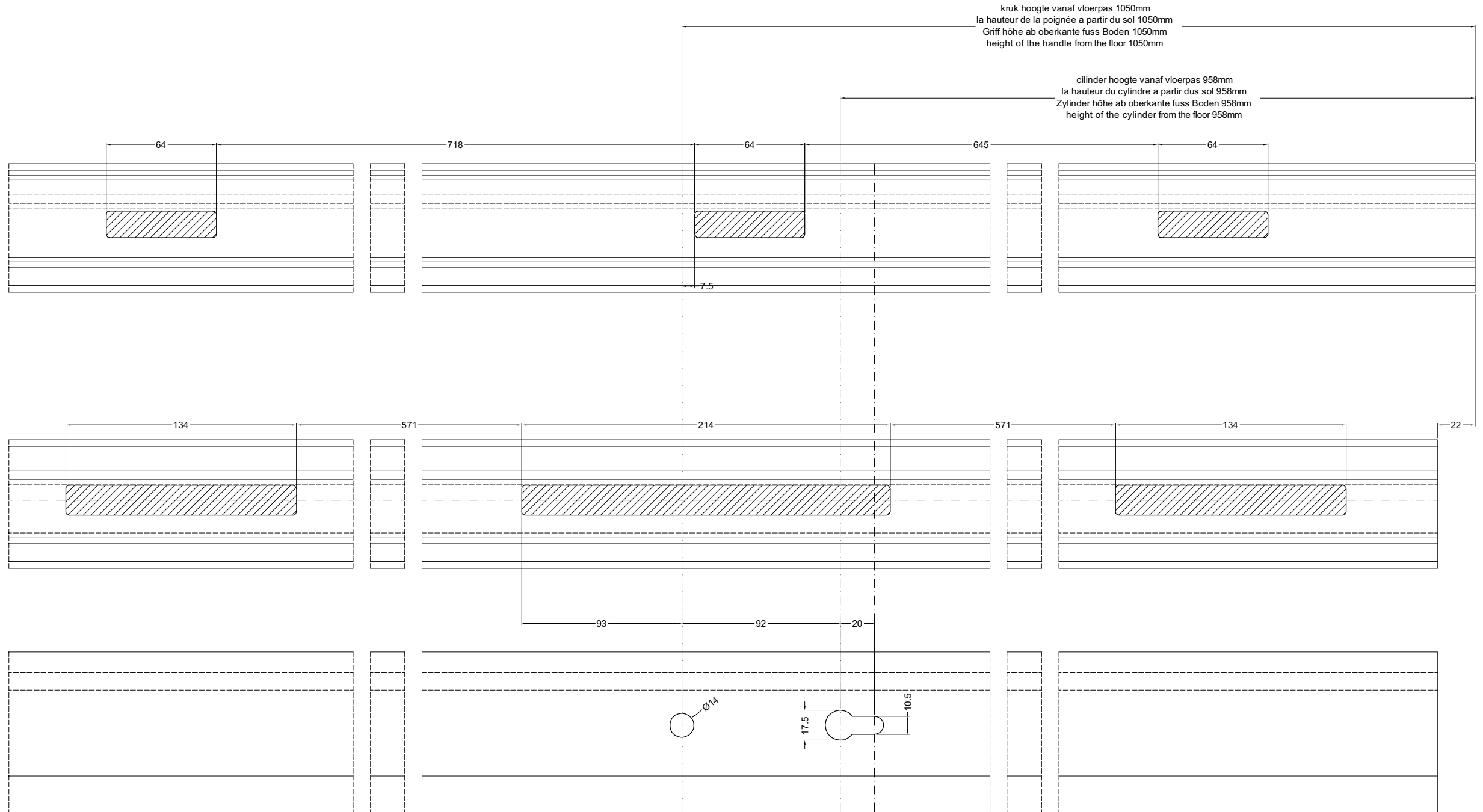
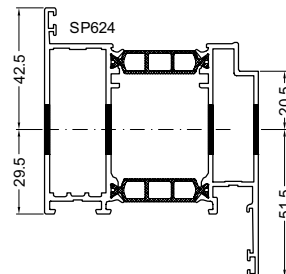
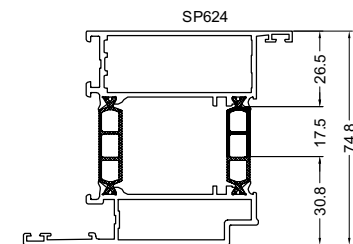
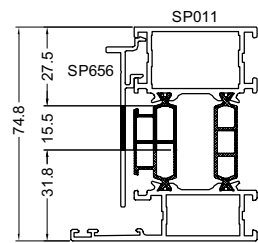
DEUR PORTE TUR DOOR	Penslot Serrure à pène Schloss mit Falle Lock with pen	
	3-punt 3-points 3-Punkt 3-Points	Enkel slot Serrure simple Schloss simple Single lock
Binnendraaiend Ouvrant vers l'intérieur Innen öffnend Inside opening	ACVL415	ACIP720

Cilinderplaatje Cache cylindre Zylinder-rosette Cover for cylinder	Cilinder Cylindre Zylinder Cylinder	Cilinder 1/2 Cylindre 1/2 Zylinder 1/2 Cylinder 1/2
ACMX208	ACMX01619	ACMX01603
ACMX108		



UITSPARING VOOR SLOT ACVL415
ENTAILLE POUR SERRURE ACVL415
EINBAU FÜR SCHLOSSER ACVL415
ENBEDDING FOR LOCK ACVL415

WERKTEKENINGEN - DESSINS DE CONSTRUCTION - KONSTRUKTIONZEICHNUNGEN - CONSTRUCTION DRAWINGS



uitslot

MONTAGE ACIP670
MONTAGE ACIP670
MONTAGE ACIP670
MONTAGE ACIP670

WERKTEKENINGEN - DESSINS DE CONSTRUCTION - KONSTRUKTIONZEICHNUNGEN - CONSTRUCTION DRAWINGS

