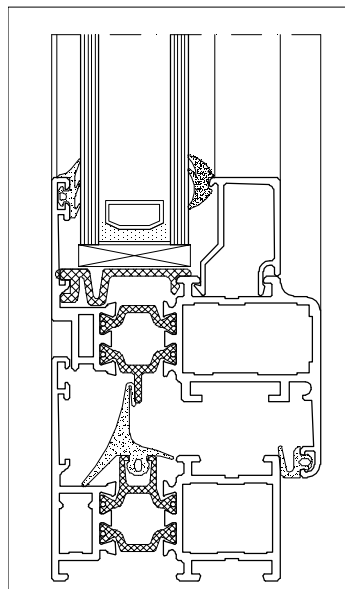


# triline

RAMEN EN DEUREN - 51mm  
FENETRES ET PORTES - 51mm  
FENSTER UND TUREN - 51mm  
WINDOWS AND DOORS - 51mm



<b>TLa</b>	PROFIELEN _____ P. 23 PROFILS PROFILE PROFILES
<b>TLb</b>	TOEBEHOREN _____ P. 57 ACCESSOIRES ZUBEHORTEILE ACCESSORIES
<b>TLc</b>	DOORSNEDEN _____ P. 111 COUPES SCHNITT SECTIONS
<b>TLd</b>	STATICA _____ P. 223 STATIQUE STATIK STATICS
<b>TLe</b>	ZAAGTABELLEN _____ P. 227 TABLES DE SCIAGES ZUSCHNITT-TABELLEN SAWING TABLES
<b>TLf</b>	WERKTEKENINGEN _____ P. 259 DESSINS DE CONSTRUCTION KONSTRUKTIONZEICHNUNGEN CONSTRUCTION DRAWINGS

## AFKORTINGEN / ABBREVIATIONS / ABKURZUNGEN / ABBREVIATIONS

BR = BRUT - BRUT - ROH - BRUT

AN = GEANODISEERD - ANODISE - ELOXIERT - ANODISED

AN (■) = GELAKT - LAQUE - LACKIERT - LACQUERED -- RAL9006M

KL = STANDAARDKLEUREN - COULEURS STANDARDS - BASIS FARBEN - BASIC COLORS

GS = SPECIAAL GEMOFFELD - LAQUE SPECIAL - SPECIALFARBE - SPECIAL COLOR

Z = ZWART - NOIR - SCHWARZ - BLACK

W = WIT - BLANC - WEISS - WHITE

De tekeningen die voorgesteld zijn op schaal 1:1, kunnen kleine maatafwijkingen vertonen, te wijten aan de reproductietechniek van deze catalogoog.

Les dessins représentés à l'échelle 1 peuvent avoir de légères variations dimensionnelles dues aux techniques de reproduction de ce catalogue.

Die Zeichnungen im Maßstab 1:1 können aus technischen Reproduktionsgründen leichte Messungsschwankungen darstellen.

The drawings represented on a scale 1 basis may have light dimensional variations due to the reproduction of the manual.

<b>BUITENKADERS</b>	P. 23
PROFILS D'ENCADREMENT KADERPROFILE OUTER FRAMES	
<b>VLEUGELPROFIELEN</b>	P. 27
OUVRANTS FLUGELPROFILE VENT PROFILES	
<b>TUSSENREGELS</b>	P. 30
TRAVERS SPROSSENPROFILE TRANSOMS	
<b>STOLPPROFIELEN</b>	P. 34
MAUCLAIRS STULP PROFILE DOUBLE CASEMENT PROFILESD	
<b>OMKEERPROFIELEN</b>	P. 35
INVERSEURS UMKEHRUNG PROFILE REVERSING ROD	
<b>HOEKPROFIELEN</b>	P. 36
POTEAUX D'ANGLE ECKPROFILE CORNER PROFILES	
<b>GLASLATTEN</b>	P. 40
LATTES A VITRAGE GLASLEISTE GLAZING BEADS	
<b>ROLLUIKPROFIELEN</b>	P. 43
STORE PROFILS ROLLADEN PROFILE SHUTTER PROFILES	
<b>DORPELPROFIELEN</b>	P. 44
SEUILS SOLLPROFILE SILL MEMBERS	
<b>OPZETPROFIELEN</b>	P. 49
PROFILS REHAUSSEMENT ERHOHUNG PROFILE TRANSOM	
<b>DIVERSE PROFIELEN</b>	P. 50
PROFILS DIVERS DIVERS PROFILEN VARIED PROFILES	

**BUITENKADERS VOOR DEUREN** \_\_\_\_\_ P. 53PROFILS D'ENCADREMENT POUR PORTES  
KADERPROFILE FUR TUREN  
OUTER FRAMES FOR DOORS**VLEUGELPROFIELEN VOOR DEUREN** \_\_\_\_\_ P. 54OUVRANTS POUR PORTES  
FLUGELPROFILE FUR TUREN  
VENT PROFILES FOR DOORS**DORPELPROFIELEN VOOR DEUREN** \_\_\_\_\_ P. 55SEUILS POUR PORTES  
SOLLPROFILE FUR TUREN  
SILL MEMBERS FOR DOORS

<b>RAMEN</b>	P. 111
FENETRES RAHMEN WINDOWS	
<b>RAMEN VOOR PVC BESLAG</b>	P. 167
FENETRES POUR QUINCAILLERIE PVC RAHMEN FUR PVC BESCHLAG WINDOW FOR PVC HARDWARE	
<b>DEUR MET TL023</b>	P. 173
PORTE AVEC TL023 TUR MIT TL023 DOOR WITH TL023	
<b>DEUR MET TL023 EN DREMPEL</b>	P. 181
PORTE AVEC TL023 ET SEUIL TUR MIT TL023 UND SCHWELLE DOOR WITH TL023 AND THRESHOLD	
<b>TL DEUREN</b>	P. 187
TL PORTES TL TUREN TL DOORS	
<b>GLASTABELLEN</b>	P. 219
TABLES DE VITRAGE VERGLAZUNGS TABELLEN GLAZING TABLES	

RAMEN \_\_\_\_\_ P. 227  
FENETRES  
RAHMEN  
WINDOWS

DEUREN \_\_\_\_\_ P. 242  
PORTES  
TUREN  
DOORS

TL DEUREN \_\_\_\_\_ P. 248  
TL PORTES  
TL TUREN  
TL DOORS

<b>TOEPASSINGSBEREIK DRAAIKIP RAAM - KIPDRAAI RAAM</b> _____	P. 259
PORTEE D'UTILISATION CHASSIS OSCILLO-BATTANT / MANOEUVRE LOGIQUE ANWENDUNGSBEREICH DREH-KIPPFENSTER / KIPDREH FENSTER APPLICATION LIMIT TILT AND TURN WINDOW / TILT BEFORE TURN WINDOW	
<b>VARIABLE HOEKPROFIELEN</b> _____	P. 260
POTEAUX D'ANGLE ECKPROFILE VARIABEL CORNER PROFILES	
<b>HOEKEN EN T-VERBINDERS</b> _____	P. 265
CLAMES ET ASSEMBLAGE-T ECKVERBINDERS UND T-VERBINDERS CORNERS AND CONNECTING BRACKETS	
<b>KIPRAAM</b> _____	P. 270
FENETRE BATTANT KIPFLUGEL TILT CASEMENT	
<b>TUIMELRAAM</b> _____	P. 271
FENETRE BASCULANTE SCHWINGFLUGEL PIVOTED WINDOW	
<b>STOLPEINDSTUK</b> _____	P. 276
EMBOUIT MAUCLAIR STULPENDSTUCK SEALING DOUBLE CASEMENT	
<b>ROLLUIK</b> _____	P. 277
GUIDE STORE ROLLADEN FUHRUNG ROLLING SHUTTER	
<b>ONTLUCHTING EN ONTWATERING</b> _____	P. 279
VENTILATION ET DRAINAGE ENTLUFTUNG UND ENTWASSERUNG VENTILATION AND DRAINING	
<b>SLOTEN EN UITSPARINGEN</b> _____	P. 280
SERRURES ET ENTAILLES SCHLOSSER UND EINBAU LOCKS AND EMBEDDING	
<b>EINDSTUK DEUR</b> _____	P. 293
PIECE D'ETANCHEITE PORTE DICHTUNGSSTUCK TUR SEALING DOOR	

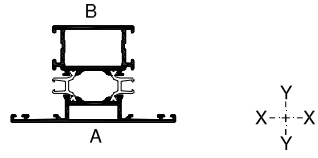
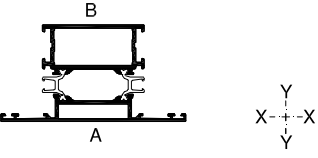
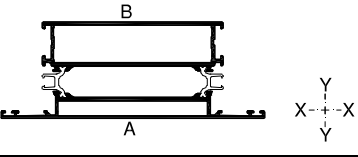
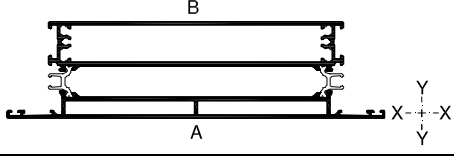
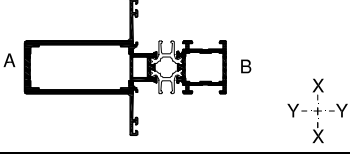
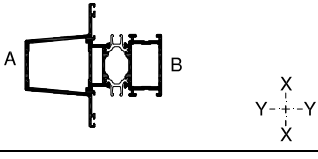
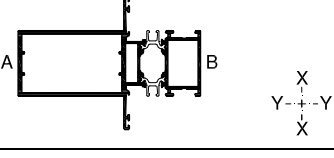
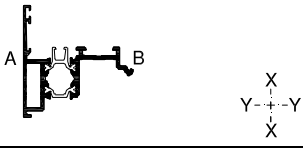
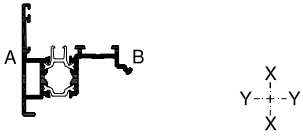




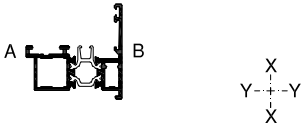
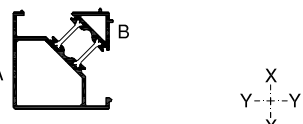

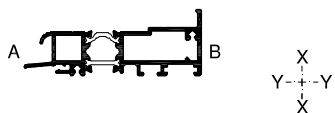



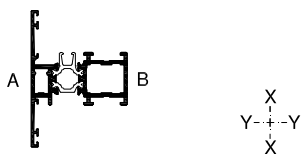
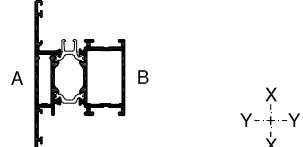
NUMMER NUMERO NUMBER	AFBEELDING IMAGE BILD PICTURE	BLAD PAGE SEITE PAGE	OMTREK PERIM. UMRIB PERIM. mm	MECH. MEC. MEC. mm	lx(cm4)	ly(cm4)	LENGTE LONG. LANGE LENGTH	VERP. PER EMB. PAR PACK PR.	BR	AN	KL	GS	M1
					Wx(cm3)	Wy(cm3)							
TL010		23	350.4	83	12.42 4.32	4.94 1.49	2.15 3.25 4.35 6.5	2	X	X	X	X	X
TL011		23	382.7	171	16.16 5.62	12.48 3.07	2.15 3.25 4.35 6.5	2	X	X	X	X	X
TL012		23	404	135	18.84 6.56	21.42 4.65	6.5	2	X	X	X	X	X
TL019		25	499.5	152	61.09 11.22	16.01 3.68	6.5	2	X	X	X	X	X
TL020		27	391.2	108	19.75 6.37	7.26 2.07	2.15 3.25 4.35 6.5	2	X	X	X	X	X
TL021		27	422.4	138	25.59 8.40	16.54 3.89	6.5	2	X	X	X	X	X
TL022		27	441.2	159	29.35 9.40	26.92 5.63	7	2	X	X	X	X	X
TL023		27	436.6	171	29.68 9.41	27.60 5.69	7	2	X	X	X	X	X
TL030		30	443.8	108	14.00 4.56	8.31 2.31	2.15 3.25 4.35 6.5	2	X	X	X	X	X

BR = BRUT - BRUT - ROH - BRUT  
 AN = ANODISATIE - ANODISE - ELOXIERT - ANODISED  
 KL = STANDAARDKLEUREN - COULEUR STANDARD - BASIS FARBEN - BASIC COLORS  
 GS = GEMOFFELD SPECIAAL - LAQUE SPECIAL - SPECIALFARBE - SPECIAL COLOR  
 M1 = BICOLOR - BICOLOR - BICOLOR - BICOLOR

A = BUITEN - EXTERIEUR - AUSSEN - OUTSIDE  
 B = BINNEN - INTERIEUR - INNEN - INSIDE

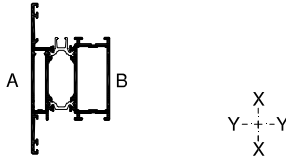
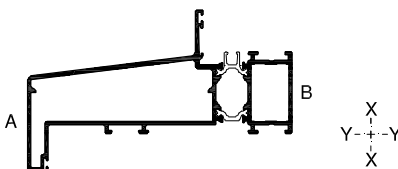
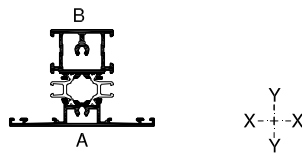
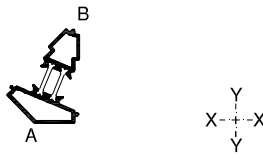
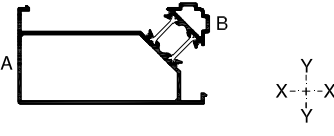
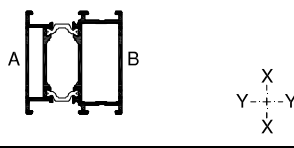
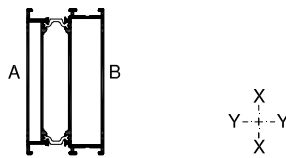
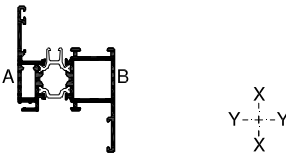
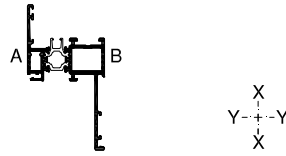
NUMMER NUMERO NUMBER	AFBEELDING IMAGE BILD PICTURE	BLAD PAGE SEITE PAGE	OMTREK PERIM. UMRIB PERIM. mm	MECH. MEC. MECH. mm	Ix(cm4)	Iy(cm4)	LENGTE LONG. LANGE LENGTH	VERP. PER EMB. PAR PACK PR.	BR	AN	KL	GS	M1
					Wx(cm3)	Wy(cm3)							
TL031		30	475.5	152	17.63 5.86	17.71 4.07	2.15 3.25 6.5	2	X	X	X	X	X
TL032		30	497.5	161	20.20 6.79	28.23 5.76	2.15 3.25 4.35 6.5	2	X	X	X	X	X
TL033		31	578.8	245	30.18 10.31	105.47 15.07	6.5	1	X	X	X	X	X
TL034		31	700.4	365	48.46 16.76	393.22 39.32	1.08 6.5	1	X	X	X	X	X
TL035		32	554.1	194	78.09 14.28	12.78 3.55	6.5	2	X	X	X	X	X
TL036		32	557.4	222	67.95 13.80	25.34 5.83	6.5	2	X	X	X	X	X
TL037		33	611.9	277.9	133.81 21.32	32.26 7.42	6.5	1	X	X	X	X	X
TL040		34	366.5	84	10.88 2.75	5.81 1.75	2.15 3.25 4.35 6.5	2	X	X	X	X	X
TL041		34	372.6	258	10.88 2.75	5.47 1.66	6.5	2	X	X	X	X	X

BR = BRUT - BRUT - ROH - BRUT  
AN = ANODISATIE - ANODISE - ELOXIERT - ANODISED  
KL = STANDAARDKLEUREN - COULEUR STANDARD - BASIS FARBEN - BASIC COLORS  
GS = GEMOFFELD SPECIAAL - LAQUE SPECIAL - SPECIALFARBE - SPECIAL COLOR  
M1 = BICOLOR - BICOLOR - BICOLOR - BICOLOR

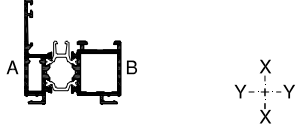
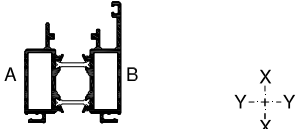
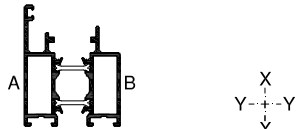
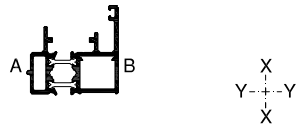
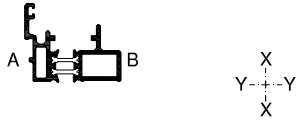

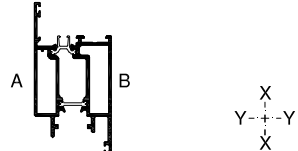
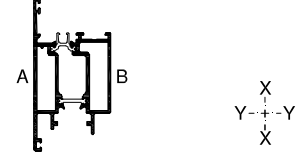

NUMMER NUMERO NUMBER	AFBEELDING IMAGE BILD PICTURE	BLAD PAGE SEITE PAGE	OMTREK PERIM. UMRIB PERIM. mm	MECH. MEC. MECH. MEC. mm	lx(cm4)	ly(cm4)	LENGTE LONG. LANGE LENGTH	VERP. PER EMB. PAR PACK PR.	BR	AN	KL	GS	M1
					Wx(cm3)	Wy(cm3)							
TL044		35	323.3	62.1	10.10 3.26	4.25 1.34	6.5	2	X	X	X	X	X
TL050		36	306.1	102	14.25 5.27	14.25 5.27	3.25 6.5	2	X	X	X	X	X
TL055		48	204.8	42	-	-	6.5	2	X	X	X	X	
TL057		46	379.7	138.1	42.48 7.98	3.96 1.80	6.5	2	X	X	X	X	X
TL090		48	228.1	134	-	-	6.5	6	X	X	X	X	
TL091		48	118.7	8.6	-	-	6.5	6	X	X	X	X	
TL095		48	194	39	-	-	6.5	2	X	X	X	X	
TL110		24	422.2	108	14.26 4.57	8.47 2.33	6.5	2	X	X	X	X	X
TL111		24	452.6	138	18.06 5.89	18.22 4.15	6.5	2	X	X	X	X	X

BR = BRUT - BRUT - ROH - BRUT  
AN = ANODISATIE - ANODISE - ELOXIERT - ANODISED  
KL = STANDAARDKLEUREN - COULEUR STANDARD - BASIS FARBEN - BASIC COLORS  
GS = GEMOFFELD SPECIAAL - LAQUE SPECIAL - SPECIALFARBE - SPECIAL COLOR  
M1 = BICOLOR - BICOLOR - BICOLOR - BICOLOR

A = BUITEN - EXTERIEUR - AUSSEN - OUTSIDE  
B = BINNEN - INTERIEUR - INNEN - INSIDE

NUMMER NUMERO NUMBER	AFBEELDING IMAGE BILD PICTURE	BLAD PAGE SEITE PAGE	OMTREK PERIM. UMRIB PERIM. mm	MECH. MEC. MECH. MEC. mm	Ix(cm4)	Iy(cm4)	LENGTE LONG. LANGE LENGTH	VERP. PER EMB. PAR PACK PR.	BR	AN	KL	GS	M1
					Wx(cm3)	Wy(cm3)							
TL112		24	475.8	160	20.77 6.83	29.17 5.90	6.5	2	X	X	X	X	X
TL119		25	619.3	221	201.23 28.18	30.20 6.59	6.5	2	X	X	X	X	X
TL130		30	455.1	118.8	17.16 5.87	10.84 2.82	6.5	2	X	X	X	X	X
TL135		36	198.9	50	6.45 2.26	3.10 1.32	6.5	2	X	X	X	X	X
TL150		36	403.6	157.1	20.32 7.01	75.78 14.04	6.5		X	X	X	X	X
TL175		49	308.3	109	15.96 6.11	14.51 5.38	6.5	2	X	X	X	X	X
TL176		49	393.9	193	25.65 9.64	72.57 15.12	6.5	1	X	X	X	X	X
TL200		26	426.7	142.15	10.91 2.83	16.62 15.12	6.5	2	X	X	X	X	X
TL201		26	474.9	99.24	17.14 6.23	21.65 4.09	6.5	2	X	X	X	X	X

BR = BRUT - BRUT - ROH - BRUT  
AN = ANODISATIE - ANODISE - ELOXIERT - ANODISED  
KL = STANDAARDKLEUREN - COULEUR STANDARD - BASIS FARBEN - BASIC COLORS  
GS = GEMOFFELD SPECIAAL - LAQUE SPECIAL - SPECIALFARBE - SPECIAL COLOR  
M1 = BICOLOR - BICOLOR - BICOLOR - BICOLOR

NUMMER NUMERO NUMBER	AFBEELDING IMAGE BILD PICTURE	BLAD PAGE SEITE PAGE	OMTREK PERIM. UMRIB PERIM. mm	MECH. MEC. MECH. MEC. mm	lx(cm4) Wx(cm3)	ly(cm4) Wy(cm3)	LENGTE LONG. LANGE LENGTH	VERP. PER EMB. PAR PACK PR.	BR	AN	KL	GS	M1
TL210		26	374.4	133.63	13.85 1.97	7.06 4.78	6.5	2	X	X	X	X	X
TL214		53	379.4	167.3	17.29 6.19	14.84 3.93	6.5	2	X	X	X	X	X
TL216		53	385.7	133.9	17.18 6.15	14.90 3.94	6.5	2	X	X	X	X	X
TL218		53	284.9	82.6	10.26 3.77	5.56 1.88	6.5	2	X	X	X	X	X
TL219		53	274.1	80.3	9.47 3.29	3.80 1.43	6.5	2	X	X	X	X	X
TL222		54	-	-	-	-	6.5	2					
TL224		54	490.5	186.9	24.05 9.32	37.98 7.28	7	1	X	X	X	X	X
TL225		54	490.5	188.5	23.22 8.03	37.98 7.28	7	1	X	X	X	X	X
TL280		51	212.4	91.83	-	-	6.5	2	X	X	X	X	

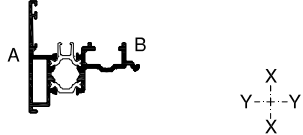
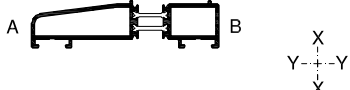
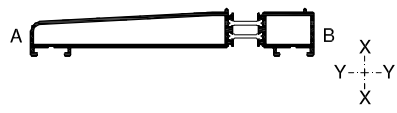
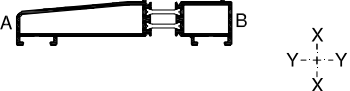



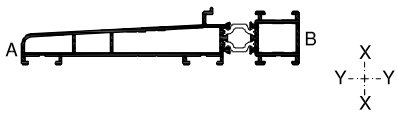
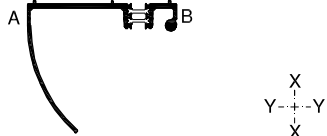
BR = BRUT - BRUT - ROH - BRUT  
AN = ANODISATIE - ANODISE - ELOXIERT - ANODISED  
KL = STANDAARDKLEUREN - COULEUR STANDARD - BASIS FARBEN - BASIC COLORS  
GS = GEMOFFELD SPECIAAL - LAQUE SPECIAL - SPECIALFARBE - SPECIAL COLOR  
M1 = BICOLOR - BICOLOR - BICOLOR - BICOLOR

A = BUITEN - EXTERIEUR - AUSSEN - OUTSIDE  
B = BINNEN - INTERIEUR - INNEN - INSIDE

## PROFIELEN - PROFILS - PROFILE - PROFILES

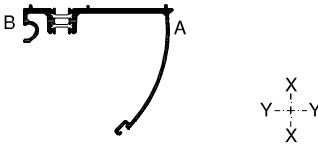
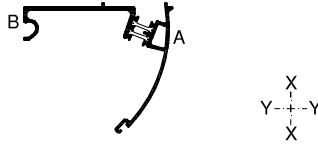
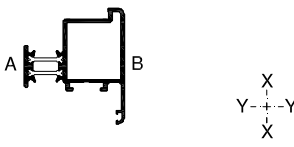


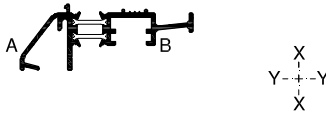



NUMMER NUMERO NUMBER	AFBEELDING IMAGE BILD PICTURE	BLAD PAGE SEITE PAGE	OMTREK PERIM. UMRIB PERIM. mm	MECH. MEC. MECH. MEC. mm	Ix(cm4)		Iy(cm4)		LENGTE LONG. LANGE LENGTH	VERP. PER EMB. PAR PACK PR.	BR	AN	KL	GS	M1
					Wx(cm3)	Wy(cm3)	Wx(cm3)	Wy(cm3)							
TL289		55	192.3	103.1	-	-	-	-	6.5	6	X	X	X	X	
TL290		55	196.5	125.3	-	-	-	-	6.5	6	X	X	X	X	
TL291		55	132.8	73.1	-	-	-	-	6.5	6	X	X	X	X	
TL292		55	82.6	63	-	-	-	-	6.5	6	X	X	X	X	
TL293		56	120.4	17.7	-	-	-	-	6.5		X	X	X	X	
TL294		56	107.7	-	-	-	-	-	6.5		X				
TL720		28	410.6	116.9	21.37	9.41	7.09	2.52	6.5	2	X	X	X	X	X
TL721		28	430.3	136.9	24.86	16.05	8.05	3.78	6.5	2	X	X	X	X	X
TL723		29	470.5	177.1	31.70	37.89	9.95	7.20	6.5	2	X	X	X	X	X

BR = BRUT - BRUT - ROH - BRUT  
AN = ANODISATIE - ANODISE - ELOXIERT - ANODISED  
KL = STANDAARDKLEUREN - COULEUR STANDARD - BASIS FARBEN - BASIC COLORS  
GS = GEMOFFELD SPECIAAL - LAQUE SPECIAL - SPECIALFARBE - SPECIAL COLOR  
M1 = BICOLOR - BICOLOR - BICOLOR - BICOLOR

NUMMER NUMERO NUMBER	AFBEELDING IMAGE BILD PICTURE	BLAD PAGE SEITE PAGE	OMTREK PERIM. UMRIB PERIM. mm	MECH. MEC. MECH. MEC. mm	lx(cm4) Wx(cm3)	ly(cm4) Wy(cm3)	LENGTE LONG. LANGE LENGTH	VERP. PER EMB. PAR PACK PR.	BR	AN	KL	GS	M1
TL740		34	374.6	87.4	11.79 3.04	5.71 1.68	6.5	2	X	X	X	X	X
IN057		46	311.1	103	42.21 8.16	2.38 1.87	6.5	2	X	X	X	X	X
IN157		46	413.1	152	132.23 16.86	3.26 2.59	6.5	2	X	X	X	X	X
IN257		46	341.8	115.4	62.30 10.46	2.64 2.07	6.5	2	X	X	X	X	X
IP066		42	182.8	50	-	-	6.5	6	X	X	X	X	
IP564		42	111.2	47.6	-	-	6.5	6	X	X	X	X	
SP065		42	201.8	60.2	-	-	6.5	6	X	X	X	X	
UN262		47	491.1	157.3	141.9 17.81	3.92 2.21	6.5		X	X	X	X	X
VG151		37	480.2	148	69.62 12.99	32.63 4.87	6.5	2	X	X	X	X	X

BR = BRUT - BRUT - ROH - BRUT  
AN = ANODISATIE - ANODISE - ELOXIERT - ANODISED  
KL = STANDAARDKLEUREN - COULEUR STANDARD - BASIS FARBEN - BASIC COLORS  
GS = GEMOFFELD SPECIAAL - LAQUE SPECIAL - SPECIALFARBE - SPECIAL COLOR  
M1 = BICOLOR - BICOLOR - BICOLOR - BICOLOR

A = BUITEN - EXTERIEUR - AUSSEN - OUTSIDE  
B = BINNEN - INTERIEUR - INNEN - INSIDE

NUMMER NUMERO NUMBER	AFBEELDING IMAGE BILD PICTURE	BLAD PAGE SEITE PAGE	OMTREK PERIM. UMRIB PERIM. mm	MECH. MEC. MECH. mm	Ix(cm4)	Iy(cm4)	LENGTE LONG. LANGE LENGTH	VERP. PER EMB. PAR PACK PR.	BR	AN	KL	GS	M1
					Wx(cm3)	Wy(cm3)							
VG152		37	518.4	145	62.08 11.44	35.92 5.61	6.5	2	X	X	X	X	X
VG153		37	508.1	180	58.29 9.47	34.79 5.56	6.5	2	X	X	X	X	X
VL45		35	295.6	102	12.81 4.02	8.46 2.50	6.5	2	X	X	X	X	X
VL53		39	191	40	9.82 3.85	1.73 1.38	4.5 6.5	2	X	X	X	X	X
VL54		39	287.1	145	48.53 9.16	3.07 2.46	4.5 6.5	2	X	X	X	X	X
VL57		44	412.4	76	28.54 5.71	2.99 1.48	6.5	2	X	X	X	X	X
VL58		50	205.9	22	-	-	6.5	4	X	X	X	X	
VL59		50	48	-	-	-	6	20	X	X			
VL59B		50	50.1	-	-	-	2	10	X				

BR = BRUT - BRUT - ROH - BRUT










AN = ANODISATIE - ANODISE - ELOXIERT - ANODISED

KL = STANDAARDKLEUREN - COULEUR STANDARD - BASIS FARBEN - BASIC COLORS

GS = GEMOFFELD SPECIAAL - LAQUE SPECIAL - SPECIALFARBE - SPECIAL COLOR

M1 = BICOLOR - BICOLOR - BICOLOR - BICOLOR



NUMMER NUMERO NUMBER	AFBEELDING IMAGE BILD PICTURE	BLAD PAGE SEITE PAGE	OMTREK PERIM. UMRIB PERIM. mm	MECH. MEC. MEC. mm	lx(cm4)	ly(cm4)	LENGTE LONG. LANGE LENGTH	VERP. PER EMB. PAR PACK PR.	BR	AN	KL	GS	M1
					Wx(cm3)	Wy(cm3)							
VL61		40	92.1	29	-	-	6.5	10	X	X	X	X	
VL62		41	146.6	40	-	-	6.5	10	X	X	X	X	
VL63		41	152.7	44	-	-	6.5	10	X	X	X	X	
VL64		42	169.2	50	-	-	6.5	6	X	X	X	X	
VL65		42	195.8	59	-	-	6.5	6	X	X	X	X	
VL66		41	140.1	40	-	-	6.5	10	X	X	X	X	
VL67		50	77.8	42.7	-	-	6.5	6	X	X	X	X	
VL68		50	83.4	44	-	-	6.5	6	X	X	X	X	
VL69		50	67.9	36	-	-	6	10	X	X	X	X	

BR = BRUT - BRUT - ROH - BRUT

AN = ANODISATIE - ANODISE - ELOXIERT - ANODISED







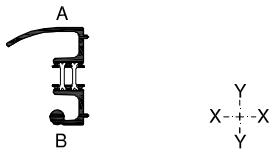
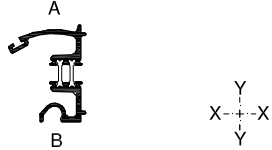
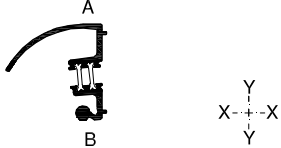
KL = STANDAARDKLEUREN - COULEUR STANDARD - BASIS FARBEN - BASIC COLORS

GS = GEMOFFELD SPECIAAL - LAQUE SPECIAL - SPECIALFARBE - SPECIAL COLOR




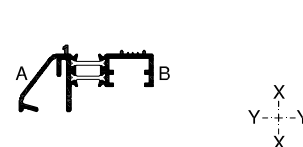
M1 = BICOLOR - BICOLOR - BICOLOR - BICOLOR

A = BUITEN - EXTERIEUR - AUSSEN - OUTSIDE  
B = BINNEN - INTERIEUR - INNEN - INSIDE

## PROFIELEN - PROFILS - PROFILE - PROFILES

NUMMER NUMERO NUMBER	AFBEELDING IMAGE BILD PICTURE	BLAD PAGE SEITE PAGE	OMTREK PERIM. UMRIB PERIM. mm	MECH. MEC. MECH. MEC. mm	Ix(cm4)	Iy(cm4)	LENGTE LONG. LANGE LENGTH	VERP. PER EMB. PAR PACK PR.	BR	AN	KL	GS	M1
					Wx(cm3)	Wy(cm3)							
VL70		43	347.5	40	-	-	6.5	2	X	X	X	X	
VL71		43	279	107	-	-	4.5 6.5	2	X	X	X	X	
VL72		48	101	29	-	-	6.5	10	X	X	X	X	
VL73		47	144.6	25.1	-	-	6.5	10	X	X	X	X	
VL74		50	138.8	22	-	-	6.5	6	X	X	X	X	
VL90		47	221.2	40	-	-	6.5	6	X	X	X	X	
VL151		38	277.6	66	11.20 4.28	3.26 1.07	4.7 6.5	2	X	X	X	X	X
VL152		38	313.4	46.5	9.28 3.46	3.44 1.23	4.7 6.5	2	X	X	X	X	X
VL153		38	301.6	105	10.66 3.87	6.54 1.73	4.7 6.5	2	X	X	X	X	X

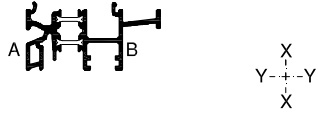
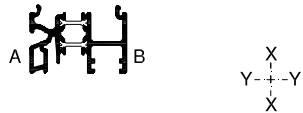







BR = BRUT - BRUT - ROH - BRUT  
AN = ANODISATIE - ANODISE - ELOXIERT - ANODISED  
KL = STANDAARDKLEUREN - COULEUR STANDARD - BASIS FARBEN - BASIC COLORS  
GS = GEMOFFELD SPECIAAL - LAQUE SPECIAL - SPECIALFARBE - SPECIAL COLOR  
M1 = BICOLOR - BICOLOR - BICOLOR - BICOLOR

NUMMER NUMERO NUMBER	AFBEELDING IMAGE BILD PICTURE	BLAD PAGE SEITE PAGE	OMTREK PERIM. UMRIB PERIM. mm	MECH. MEC. MECH. MEC. mm	lx(cm4)		ly(cm4)		LENGTE LONG. LANGE LENGTH	VERP. PER EMB. PAR PACK PR.	BR	AN	KL	GS	M1
					Wx(cm3)	Wy(cm3)	Wx(cm3)	Wy(cm3)							
VL154		38	333.8	145	7.93	6.04	4.7	6.5	2	X	X	X	X	X	X
					2.68	1.81									
VL159		50	52.9	-	-	-	6	-	-			X			
VL161		40	123.8	31	-	-	6.5	6	6	X	X	X	X		
VL162		41	162	39	-	-	6.5	10	10	X	X	X	X		
VL163		41	158.9	37	-	-	6.5	10	10	X	X	X	X		
VL164		42	174	45	-	-	6.5	6	6	X	X	X	X		
VL166		41	155.2	36	-	-	6.5	10	10	X	X	X	X		
VL167		41	165.6	41.7	-	-	6.5	6	6	X	X	X	X		
VL257		44	360	75	16.65	2.90	6.5	2	2	X	X	X	X	X	X
					4.57	1.47									










BR = BRUT - BRUT - ROH - BRUT  
AN = ANODISATIE - ANODISE - ELOXIERT - ANODISED  
KL = STANDAARDKLEUREN - COULEUR STANDARD - BASIS FARBEN - BASIC COLORS  
GS = GEMOFFELD SPECIAAL - LAQUE SPECIAL - SPECIALFARBE - SPECIAL COLOR  
M1 = BICOLOR - BICOLOR - BICOLOR - BICOLOR

A = BUITEN - EXTERIEUR - AUSSEN - OUTSIDE  
B = BINNEN - INTERIEUR - INNEN - INSIDE

## PROFIELEN - PROFILES - PROFILE - PROFILES

NUMMER NUMERO NUMBER	AFBEELDING IMAGE BILD PICTURE	BLAD PAGE SEITE PAGE	OMTREK PERIM. UMRIB. PERIM. mm	MECH. MEC. MECH. MEC. mm	Ix(cm4)		Iy(cm4)		LENGTE LONG. LANGE LENGTH	VERP. PER EMB. PAR PACK PR.	BR	AN	KL	GS	M1
					Wx(cm3)	Wy(cm3)	Wx(cm3)	Wy(cm3)							
VL457		44	446.3	144	21.03	4.20	4.87	2.32	6.5	2	X	X	X	X	X
VL458		44	391.4	88	12.70	3.80	4.56	2.02	6.5	2	X	X	X	X	X
VL479		45	162.9	83	-	-	-	-	6.5	2	X	X	X	X	
VL480		45	251.6	115	-	-	-	-	6.5	2	X	X	X	X	
VL481		45	311.8	147	-	-	-	-	6.5	2	X	X	X	X	
VL482		45	365.3	180.1	-	-	-	-	6.5	2	X	X	X	X	
VL483		45	425.5	209.7	-	-	-	-	6.5	2	X	X	X	X	
VL484		45	493.4	243	-	-	-	-	6.5	2	X	X	X	X	
VL486		45	600.5	300.5	-	-	-	-	6.5	2	X	X	X	X	

BR = BRUT - BRUT - ROH - BRUT  
AN = ANODISATIE - ANODISE - ELOXIERT - ANODISED  
KL = STANDAARDKLEUREN - COULEUR STANDARD - BASIS FARBEN - BASIC COLORS  
GS = GEMOFFELD SPECIAAL - LAQUE SPECIAL - SPECIALFARBE - SPECIAL COLOR  
M1 = BICOLOR - BICOLOR - BICOLOR - BICOLOR

NUMMER NUMERO NUMBER	AFBEELDING IMAGE BILD PICTURE	BLAD PAGE SEITE PAGE	OMTREK PERIM. UMRIB PERIM. mm	MECH. MEC. MEC. mm	lx(cm4)	ly(cm4)	LENGTE LONG. LANGE LENGTH	VERP. PER EMB. PAR PACK PR.	BR	AN	KL	GS	M1
					Wx(cm3)	Wy(cm3)							
VL561		40	90.5	35.6	-	-	6.5	6	X	X	X	X	
VL562		41	90	39.6	-	-	6.5	6	X	X	X	X	
VL600		51	119.6	47.6	-	-	6.5	6	X	X	X	X	
VL610		40	109.4	30	-	-	6.5	10	X	X	X	X	
VL611		40	117.4	34	-	-	6.5	10	X	X	X	X	
VL612		40	121.3	36	-	-	6.5	10	X	X	X	X	
VL630		41	160	48	-	-	6.5	6	X	X	X	X	
VL640		42	187.8	52	-	-	6.5	6	X	X	X	X	
VR023 A		47	89.2	-	-	-	7	-	X				

BR = BRUT - BRUT - ROH - BRUT

AN = ANODISATIE - ANODISE - ELOXIERT - ANODISED



KL = STANDAARDKLEUREN - COULEUR STANDARD - BASIS FARBEN - BASIC COLORS

GS = GEMOFFELD SPECIAAL - LAQUE SPECIAL - SPECIALFARBE - SPECIAL COLOR

M1 = BICOLOR - BICOLOR - BICOLOR - BICOLOR

A = BUITEN - EXTERIEUR - AUSSEN - OUTSIDE  
B = BINNEN - INTERIEUR - INNEN - INSIDE

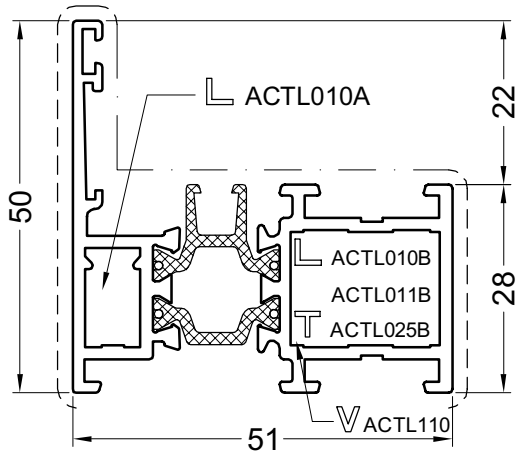
## PROFIELEN - PROFILS - PROFILE - PROFILES

NUMMER NUMERO NUMBER	AFBEELDING IMAGE BILD PICTURE	BLAD PAGE SEITE PAGE	OMTREK PERIM. UMRIB PERIM. mm	MECH. MEC. MECH. MEC. mm	$I_x(\text{cm}^4)$	$I_y(\text{cm}^4)$	LENGTE LONG. LANGE LENGTH	VERP. PER EMB. PAR PACK PR.	BR	AN	KL	GS	M1
					$W_x(\text{cm}^3)$	$W_y(\text{cm}^3)$							
VT084		52	-	-	-	-	6.5	2	X				
VT085		52	318.2	162.2	-	-	6.5	2	X	X	X	X	

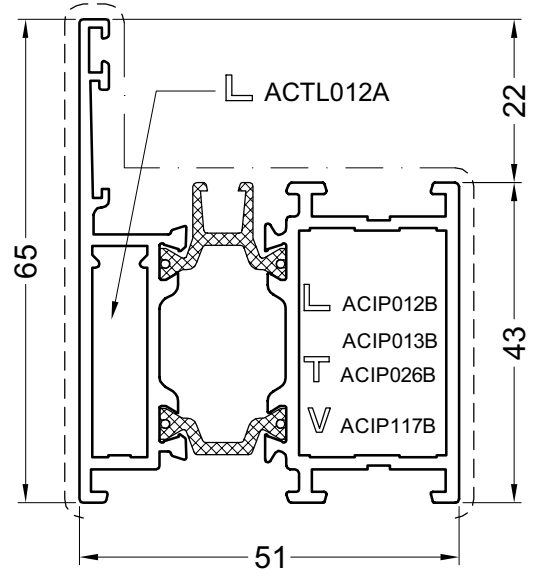
BR = BRUT - BRUT - ROH - BRUT  
 AN = ANODISATIE - ANODISE - ELOXIERT - ANODISED  
 KL = STANDAARDKLEUREN - COULEUR STANDARD - BASIS FARBEN - BASIC COLORS  
 GS = GEMOFFELD SPECIAAL - LAQUE SPECIAL - SPECIALFARBE - SPECIAL COLOR  
 M1 = BICOLOR - BICOLOR - BICOLOR - BICOLOR

BUITENKADERS  
PROFILS D'ENCADREMENT  
KADERPROFILE  
OUTER FRAMES

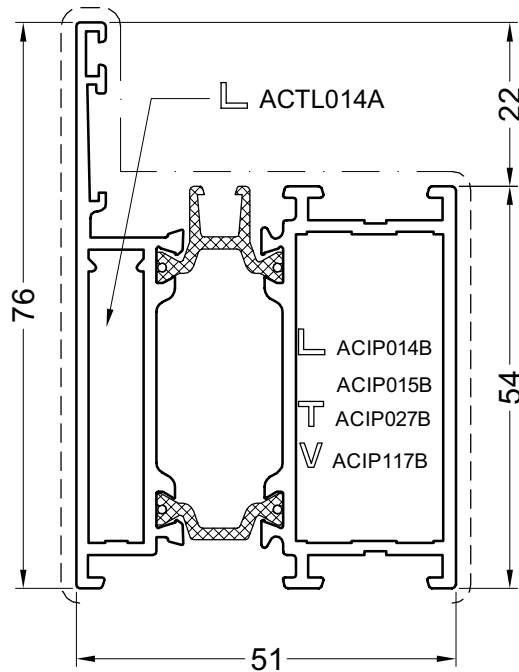
PROFIELEN - PROFILS - PROFILE - PROFILES



**TL010**



**TL011**



**TL012**

pag\_a01

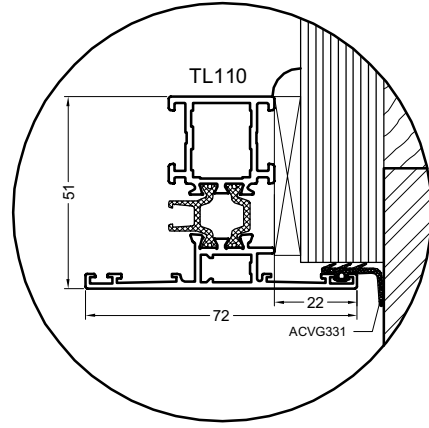
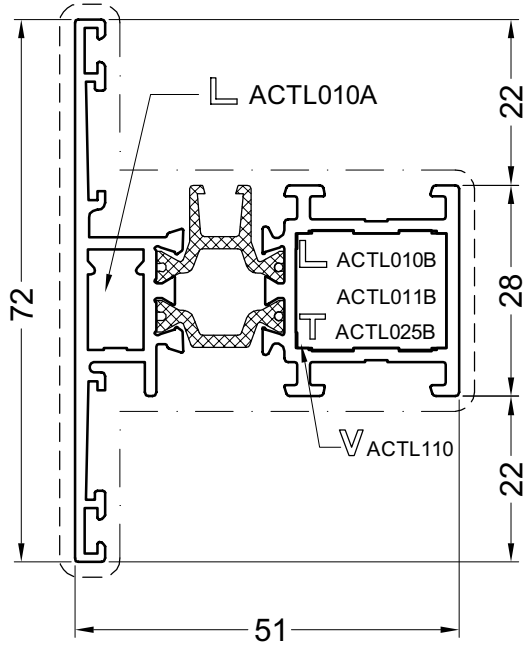
Primaire zichtbare zijde  
Face visible primaire  
Primär sichtbare Seite  
Primary visible side

Secundaire zichtbare zijde  
Face visible secondaire  
Secondär sichtbare Seite  
Secondary visible side

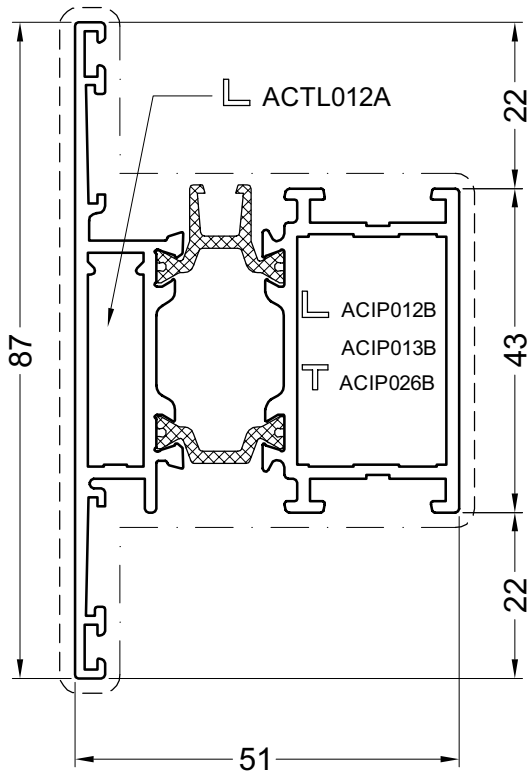
BUITENKADERS  
PROFILS D'ENCADREMENT  
KADERPROFILE  
OUTER FRAMES

PROFIELEN - PROFILS - PROFILE - PROFILES

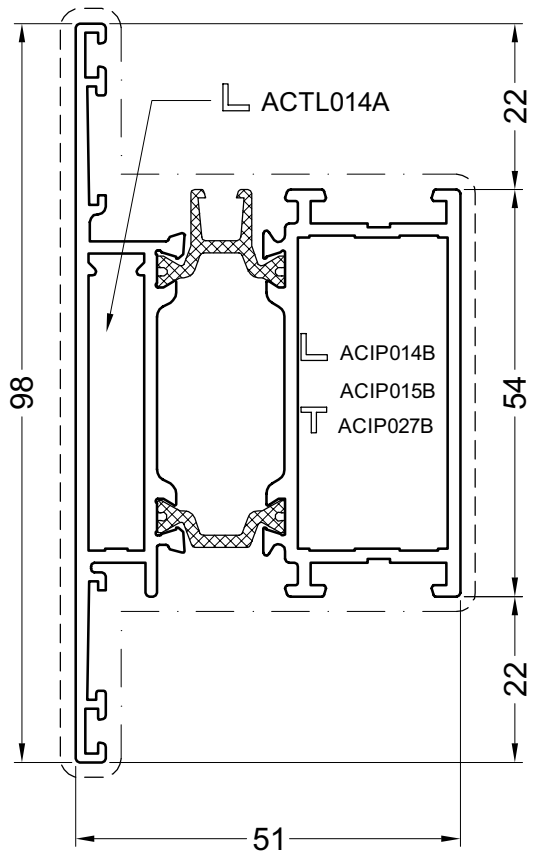
**TL110**



**TL111**



**TL112**



pag\_a23

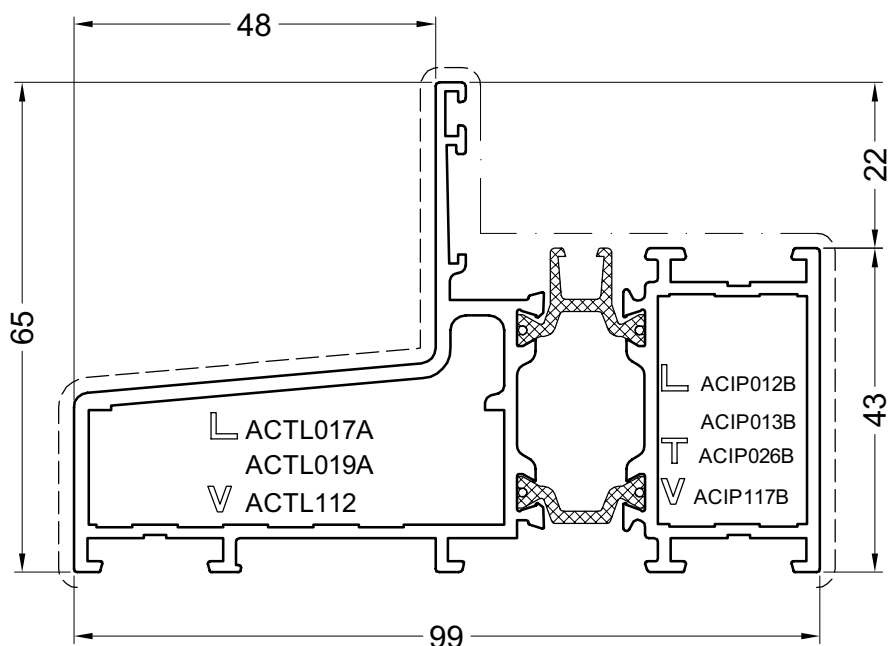
Primaire zichtbare zijde  
Face visible primaire  
Primär sichtbare Seite  
Primary visible side

Secundaire zichtbare zijde  
Face visible secondaire  
Secondär sichtbare Seite  
Secondary visible side

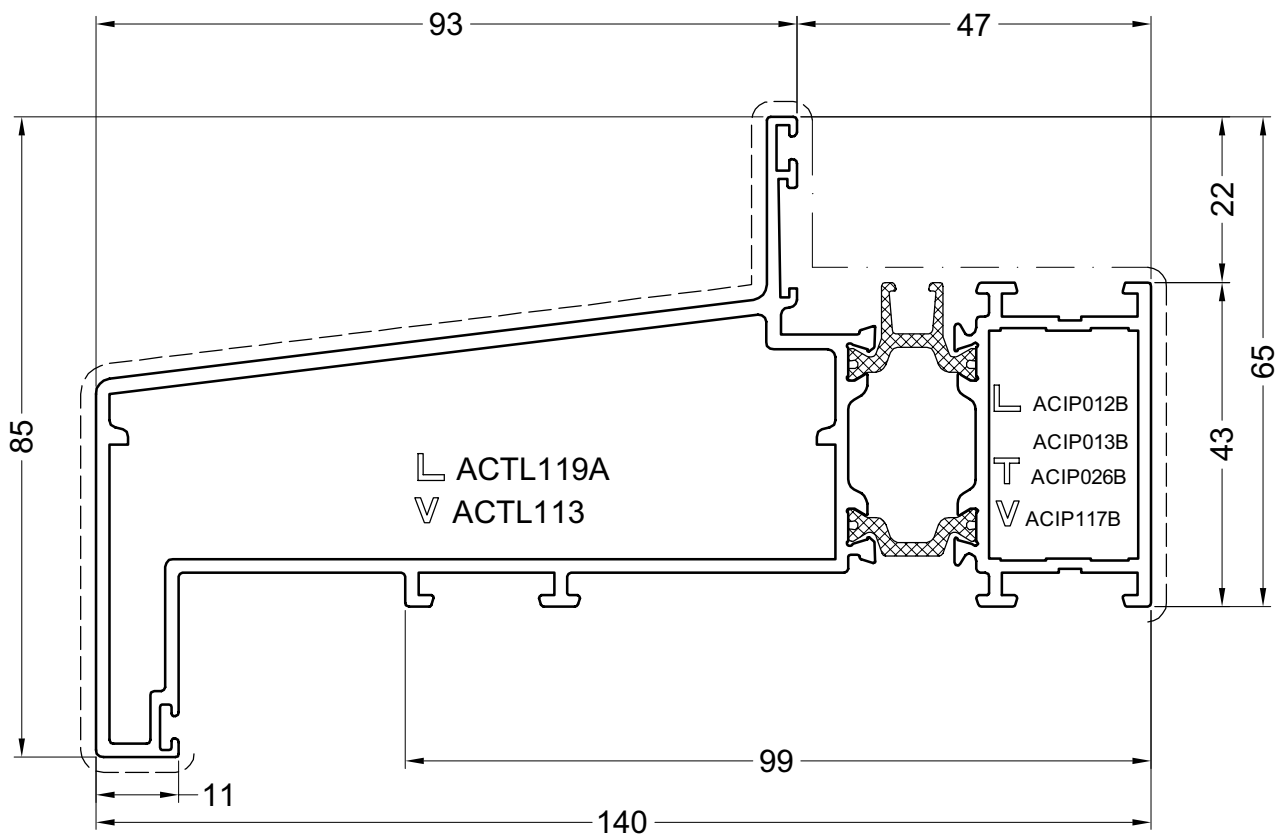


BUITENKADERS  
PROFILS D'ENCADREMENT  
KADERPROFILE  
OUTER FRAMES

PROFIELEN - PROFILS - PROFILE - PROFILES



**TL019**



**TL119**

pag\_a17

Primaire zichtbare zijde  
Face visible primaire  
Primär sichtbare Seite  
Primary visible side

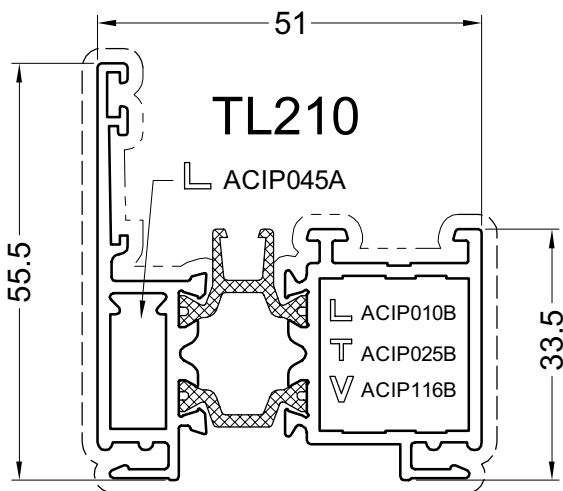
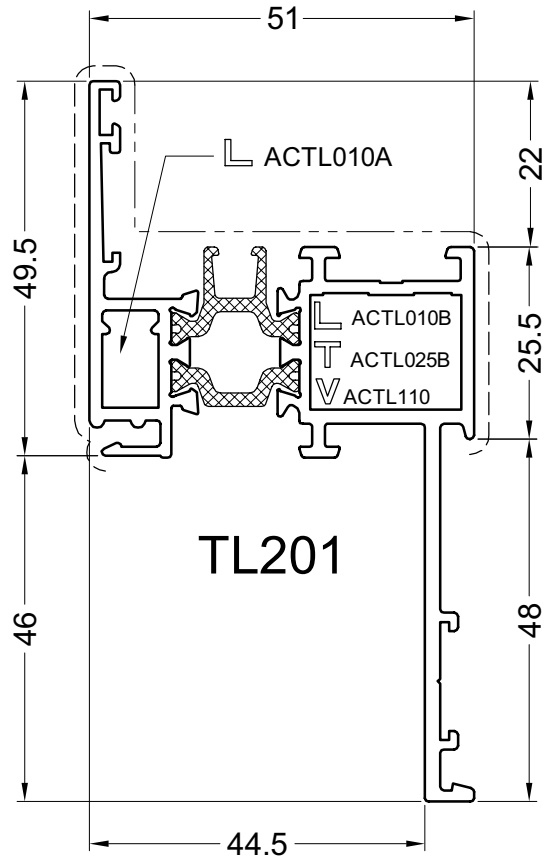
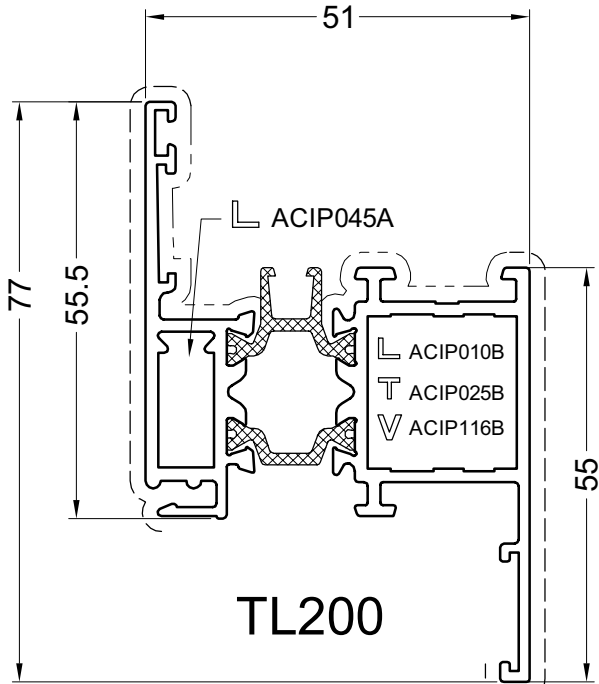
Secundaire zichtbare zijde  
Face visible secondaire  
Secondär sichtbare Seite  
Secondary visible side

11/9/07

**25**

BUITENKADERS  
PROFILS D'ENCADREMENT  
KADERPROFILE  
OUTER FRAMES

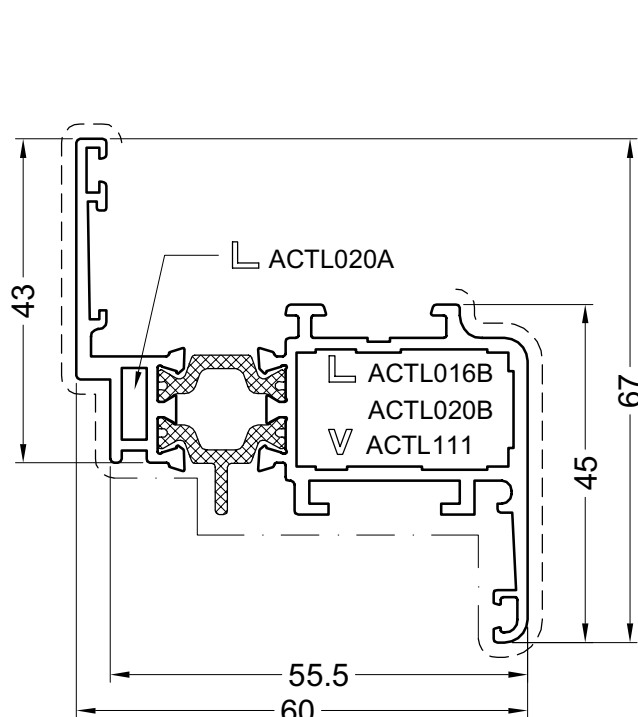
PROFIELEN - PROFILS - PROFILE - PROFILES



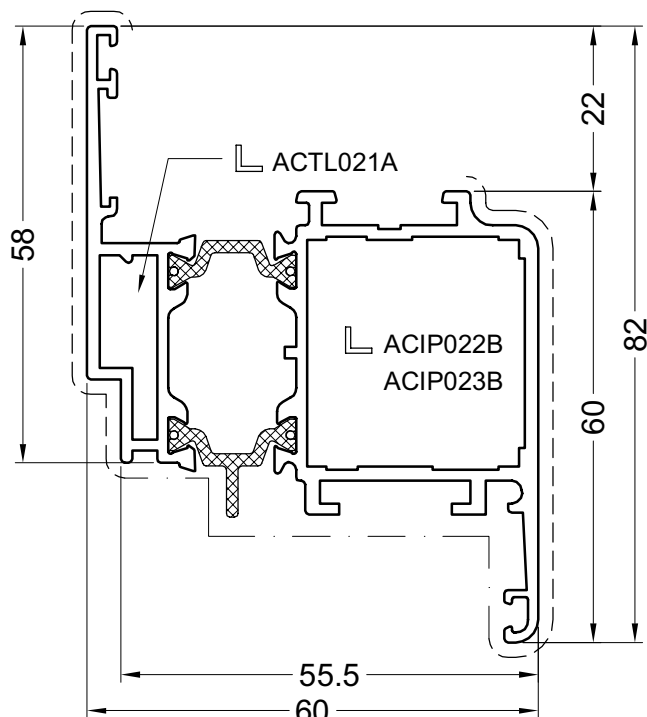
HOEK ENKEL TE PERSEN  
EQUERRE SEULEMENT A PRESSER  
ECK NUR ZU PRESSEN  
SQUARE ONLY TO PRESS

VLEUGELPROFIELEN  
OUVRANTS  
FLUGELPROFILE  
VENT PROFILES

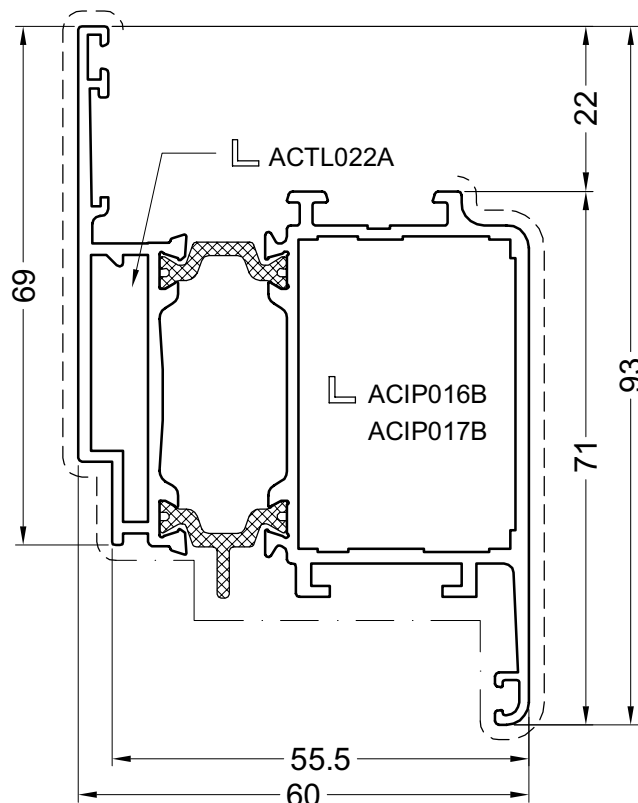
PROFIELEN - PROFILS- PROFILE - PROFILES



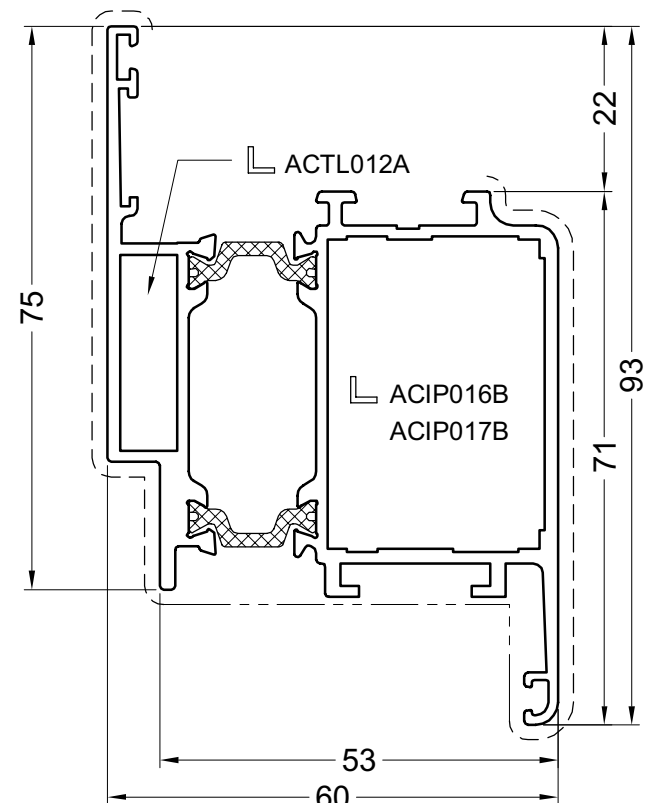
**TL020**



**TL021**



**TL022**

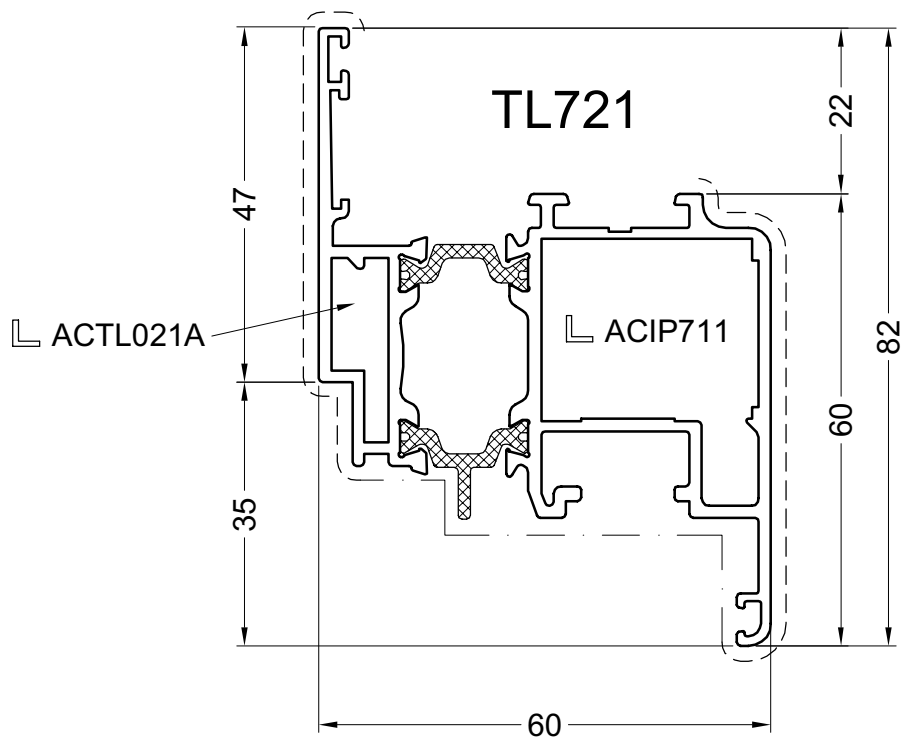
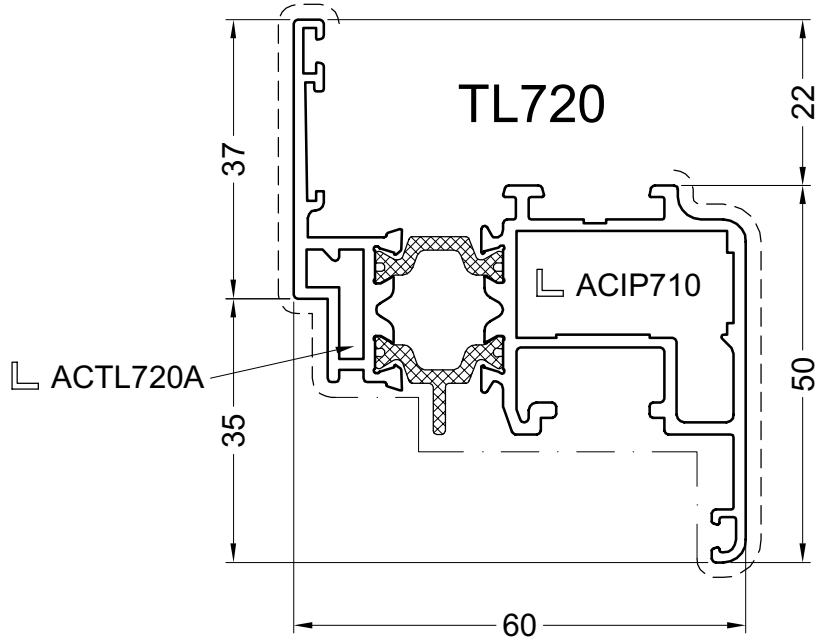


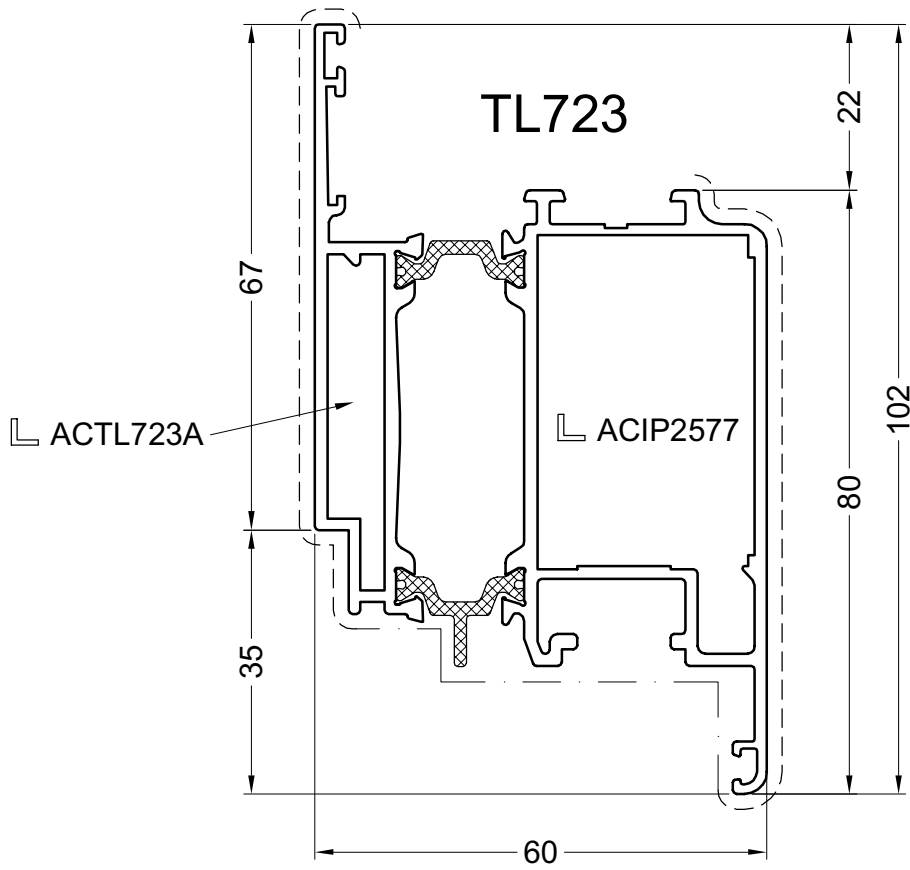
**TL023**

pag\_a02

Primaire zichtbare zijde  
Face visible primaire  
Primär sichtbare Seite  
Primary visible side

Secundaire zichtbare zijde  
Face visible secondaire  
Secondär sichtbare Seite  
Secondary visible side





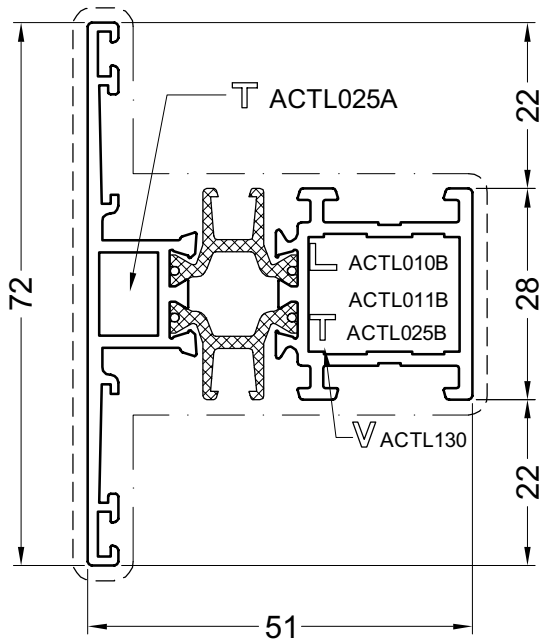
blad7

Primaire zichtbare zijde  
Face visible primaire  
Primär sichtbare Seite  
Primary visible side

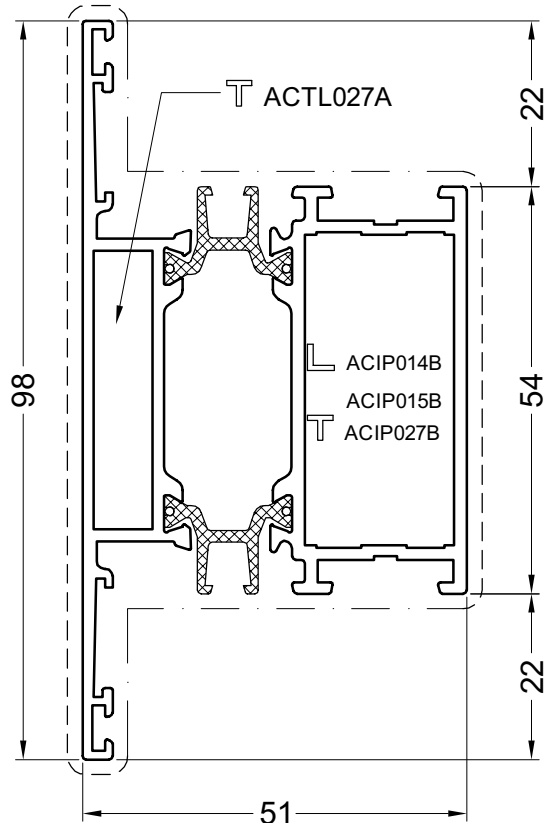
Secundaire zichtbare zijde  
Face visible secondaire  
Secondär sichtbare Seite  
Secondary visible side

TUSSENREGELS  
TRAVERS  
SPROSSENPROFILE  
TRANSOMS

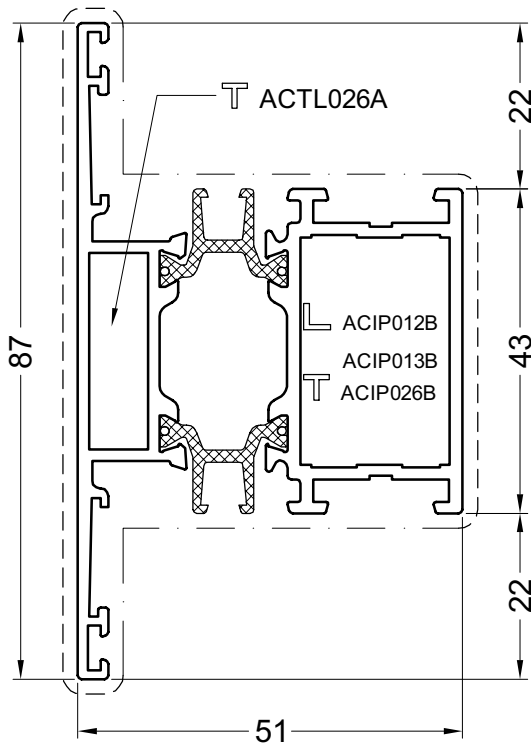
PROFIELEN - PROFILS- PROFILE - PROFILES



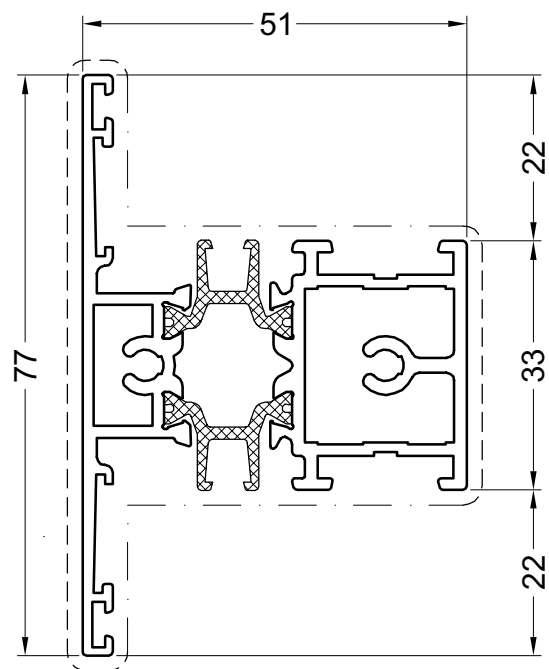
**TL030**



**TL032**



**TL031**

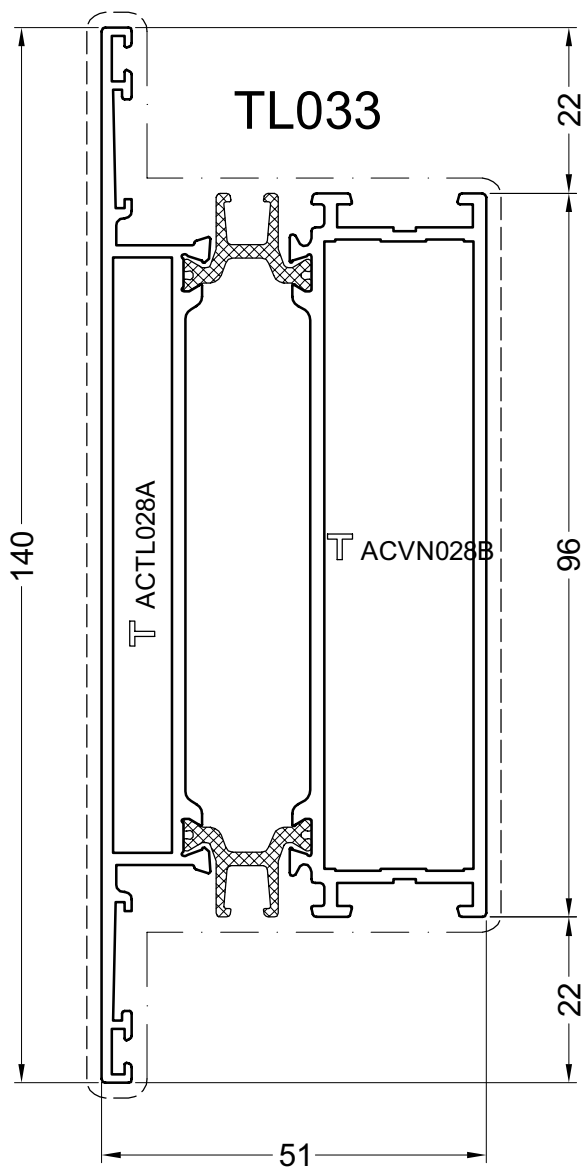
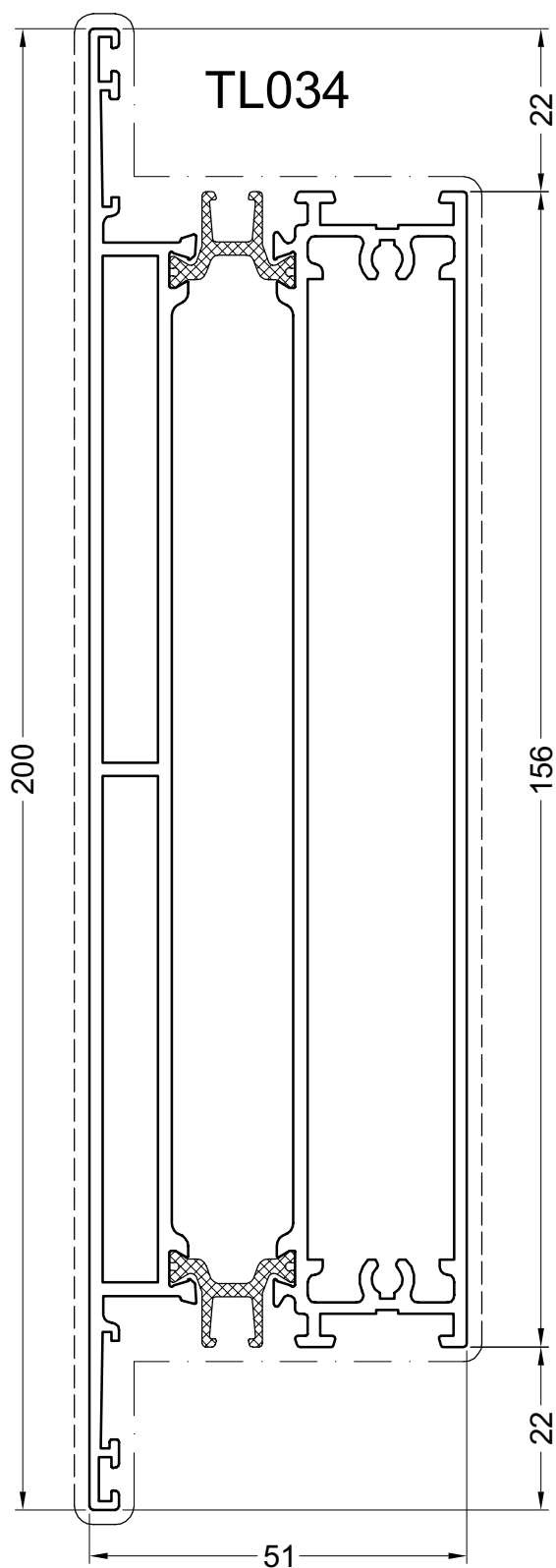


**TL130**

pag\_a03

TUSSENREGELS  
TRAVERS  
SPROSSENPROFIELE  
TRANSOMS

PROFIELEN - PROFILS- PROFILE - PROFILES



pag\_a18

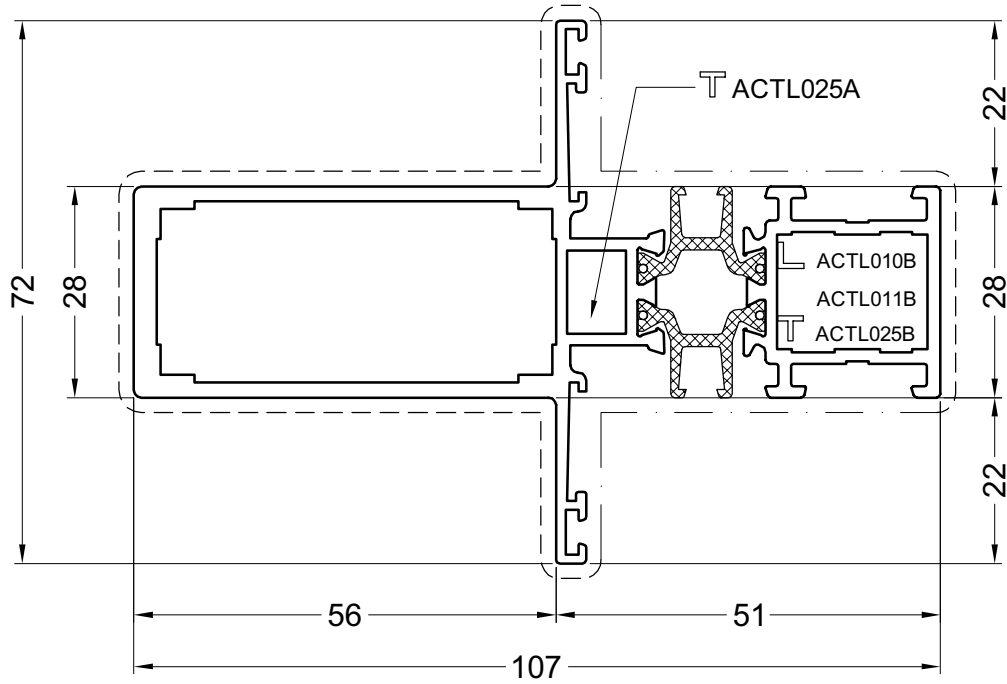
Primaire zichtbare zijde  
Face visible primaire  
Primär sichtbare Seite  
Primary visible side

Secundaire zichtbare zijde  
Face visible secondaire  
Secondär sichtbare Seite  
Secondary visible side

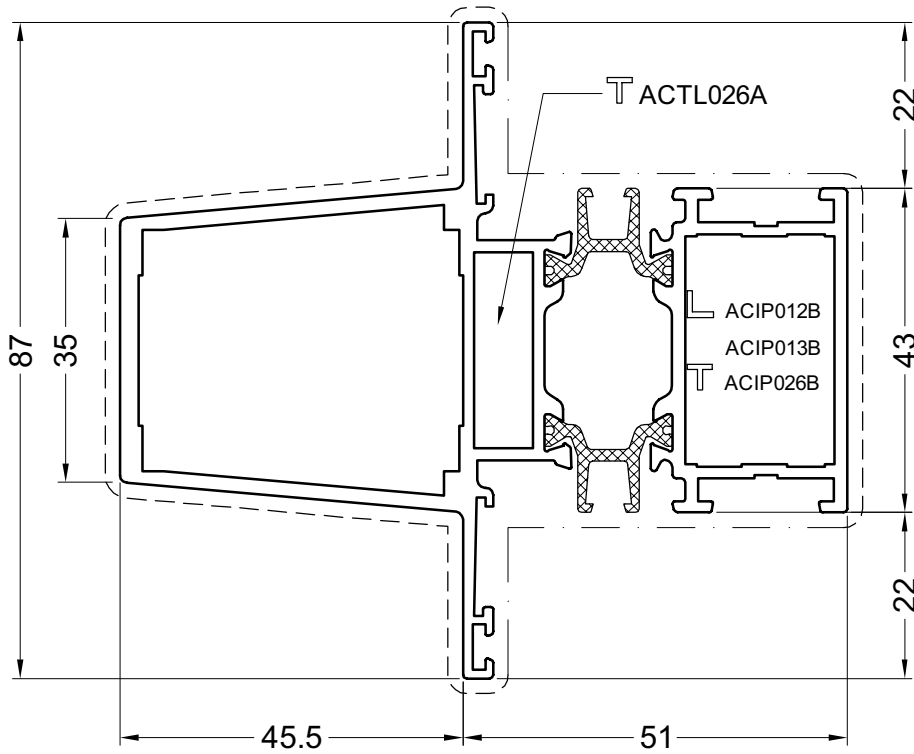
11/9/07

TUSSENREGELS  
TRAVERS  
SPROSSENPROFILE  
TRANSOMS

PROFIELEN - PROFILS - PROFILE - PROFILES



**TL035**



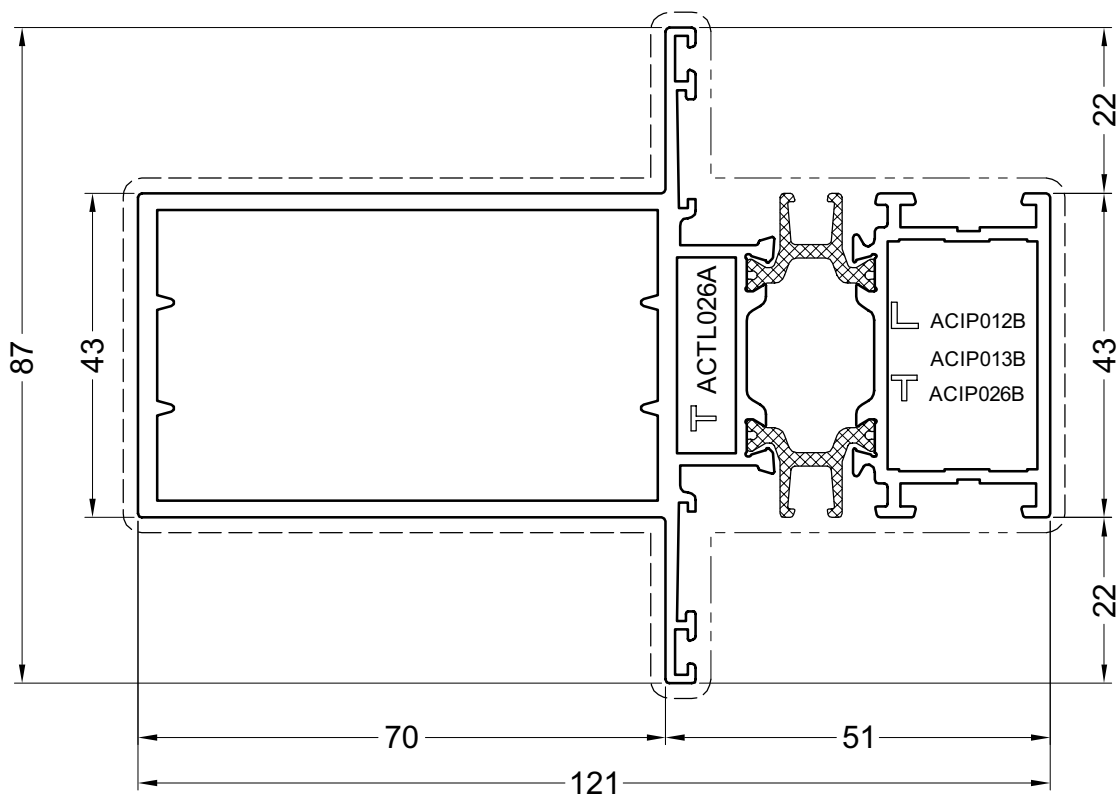
**TL036**

pag\_a04

Primaire zichtbare zijde  
Face visible primaire  
Primär sichtbare Seite  
Primary visible side

Secundaire zichtbare zijde  
Face visible secondaire  
Secondär sichtbare Seite  
Secondary visible side





**TL037**

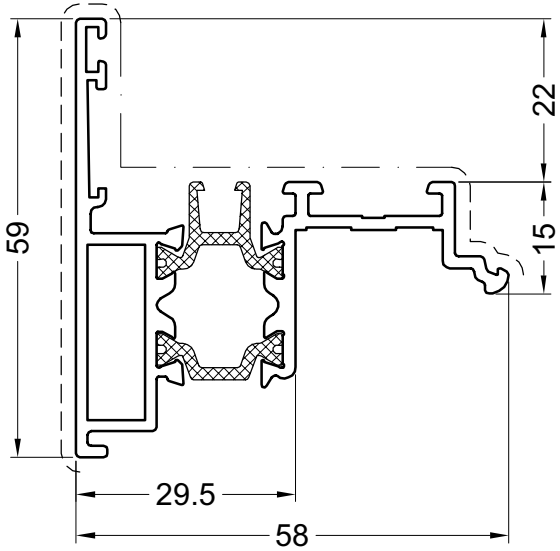
pag4

Primaire zichtbare zijde  
Face visible primaire  
Primär sichtbare Seite  
Primary visible side

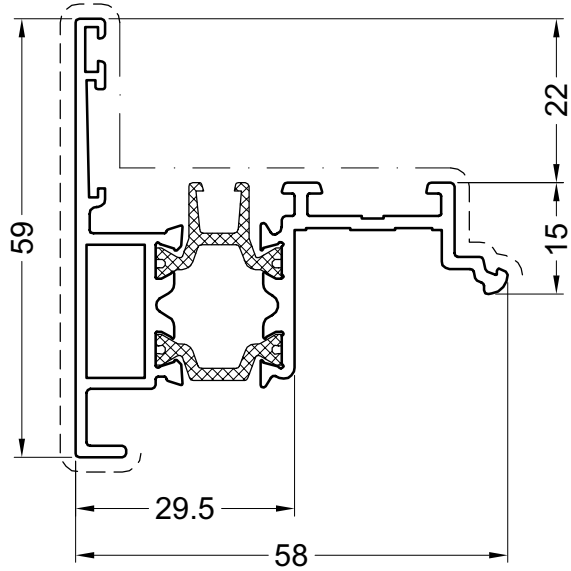
Secundaire zichtbare zijde  
Face visible secondaire  
Secondär sichtbare Seite  
Secondary visible side

STOLPPROFIELEN  
MAUCLAIRS  
STULP PROFILE  
DOUBLE CASEMENT PROFILES

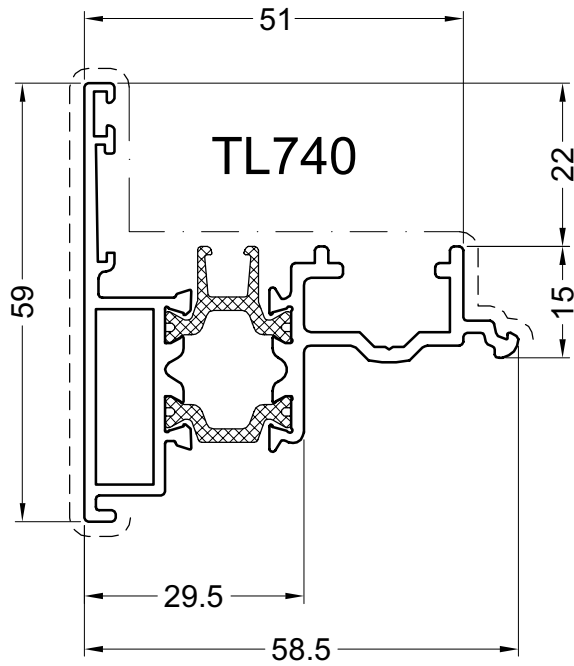
PROFIELEN - PROFILS- PROFILE - PROFILES



TL040



TL041

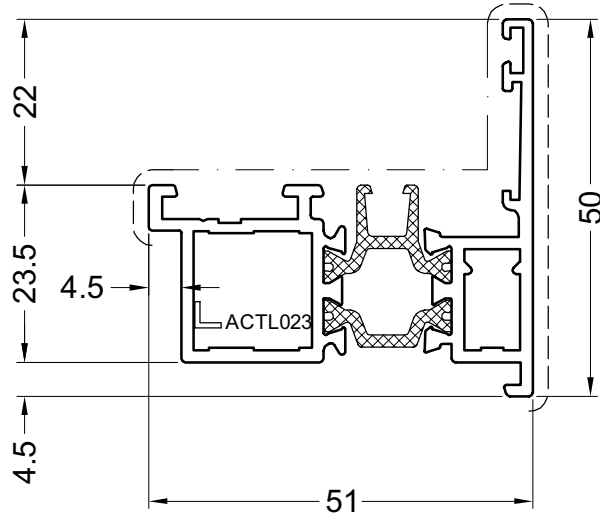


TL740

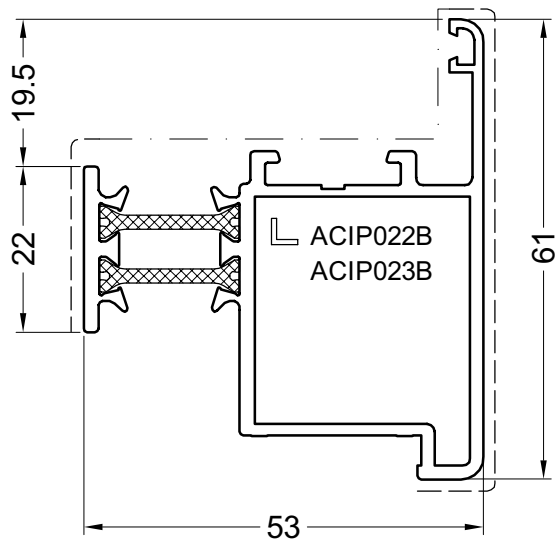
pag\_a05

OMKEERPROFIELEN  
INVERSEURS  
UMKEHRUNG PROFILE  
REVERSING ROD

PROFIELEN - PROFILS- PROFILE - PROFILES



**TL044**



**VL45**

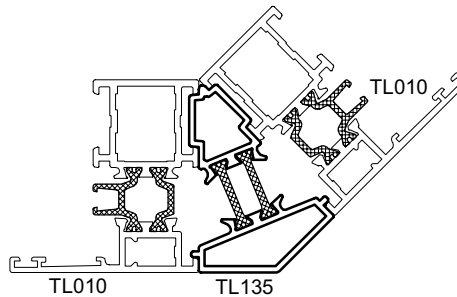
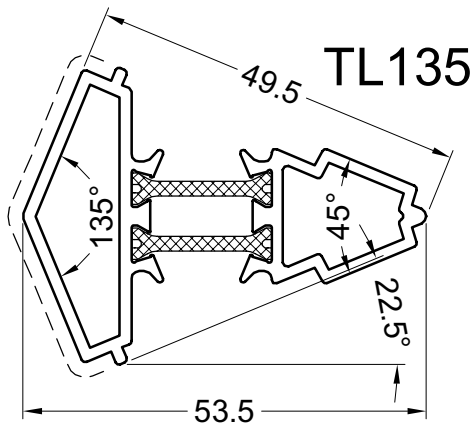
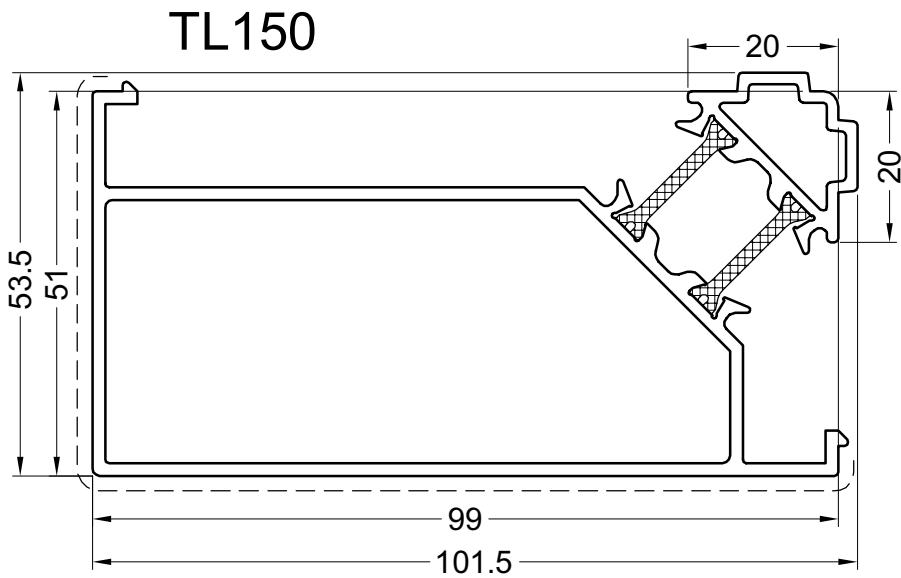
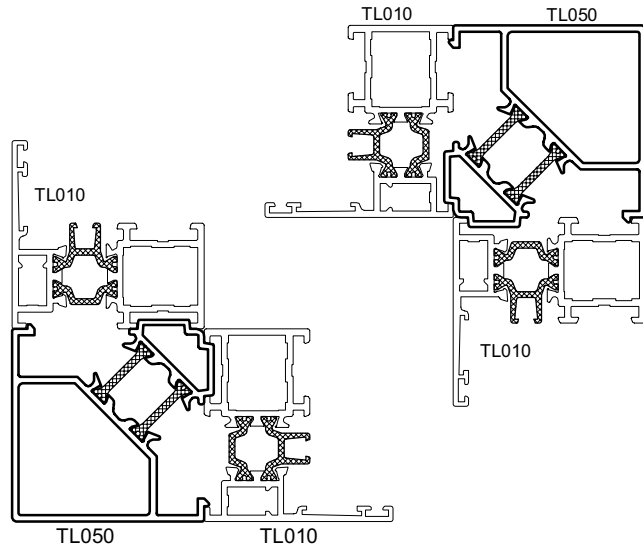
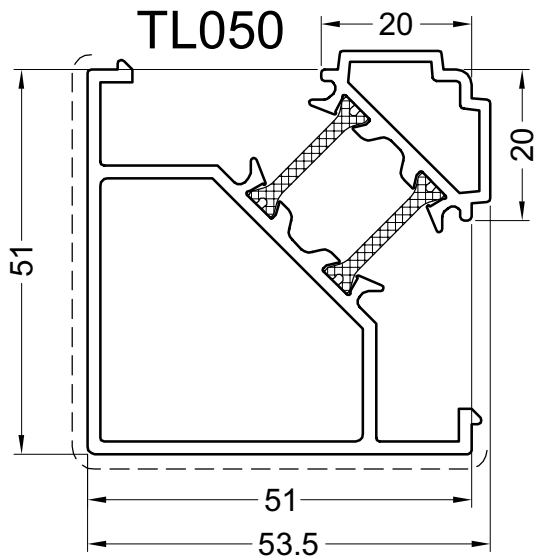
blad8

Primaire zichtbare zijde  
Face visible primaire  
Primär sichtbare Seite  
Primary visible side

Secundaire zichtbare zijde  
Face visible secondaire  
Secondär sichtbare Seite  
Secondary visible side

HOEKPROFIELEN  
POTEAUX D'ANGLE  
ECKPROFILE  
CORNER PROFILES

PROFIELEN - PROFILS - PROFILE - PROFILES



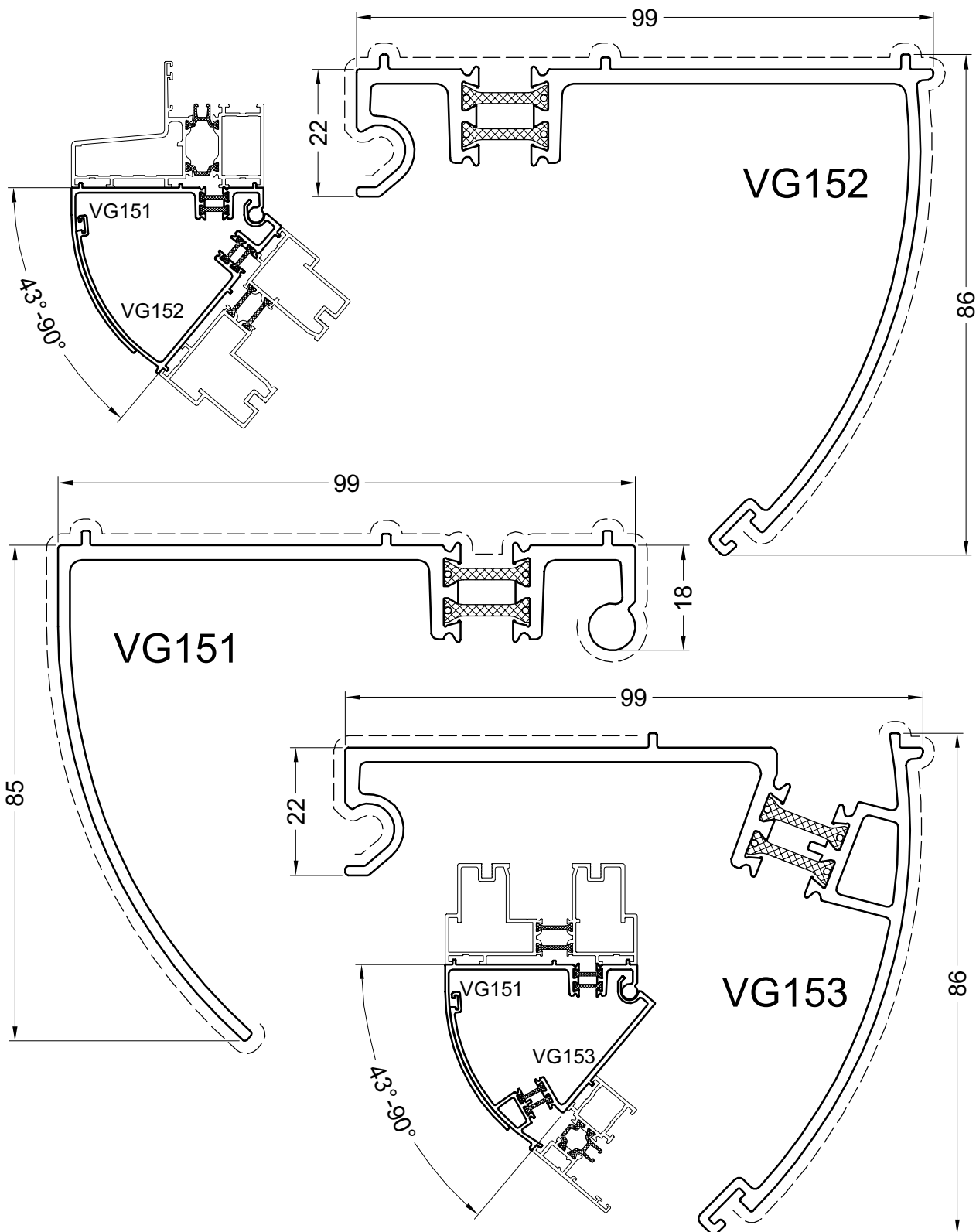
pag\_a06

Primaire zichtbare zijde  
Face visible primaire  
Primär sichtbare Seite  
Primary visible side

Secundaire zichtbare zijde  
Face visible secondaire  
Secondär sichtbare Seite  
Secondary visible side

HOEKPROFIELEN  
POTEAUX D'ANGLE  
ECKPROFILE  
CORNER PROFILES

PROFIELEN - PROFILS- PROFILE - PROFILES



pag\_a08

Primaire zichtbare zijde  
Face visible primaire  
Primär sichtbare Seite  
Primary visible side

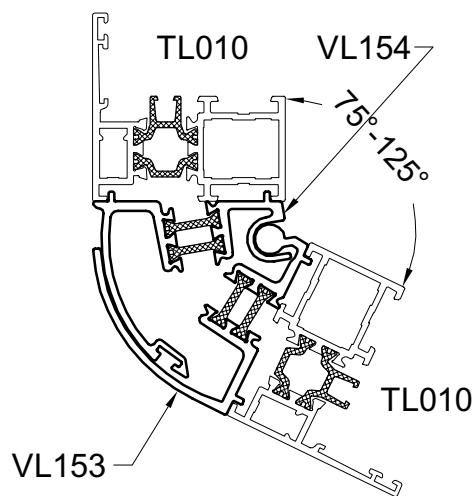
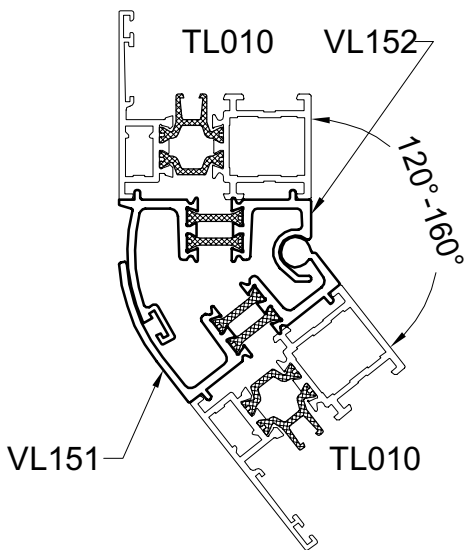
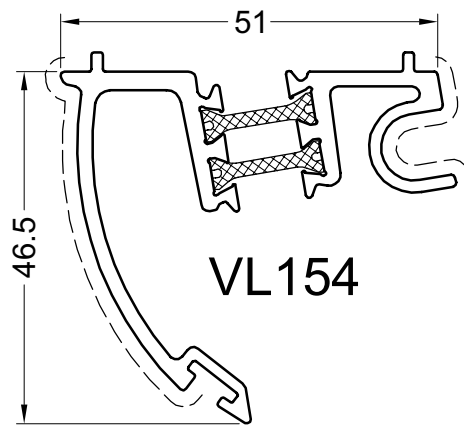
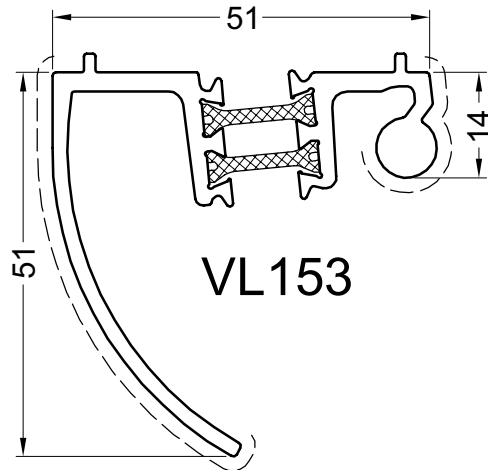
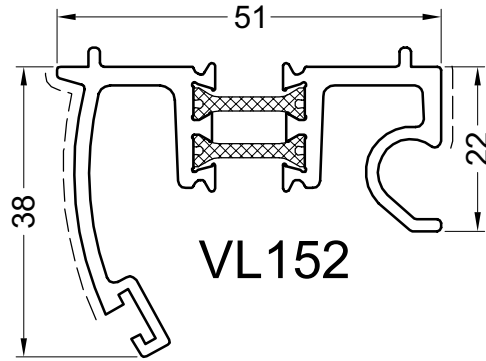
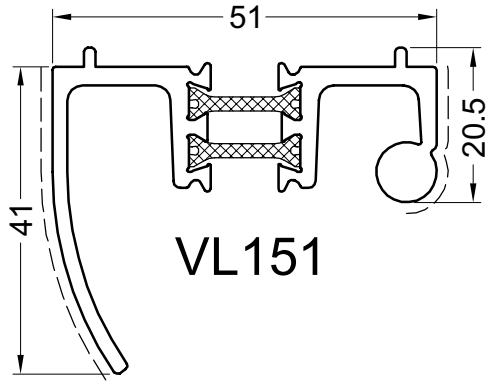
Secundaire zichtbare zijde  
Face visible secondaire  
Secondär sichtbare Seite  
Secondary visible side

11/9/07

37

HOEKPROFIELEN  
POTEAUX D'ANGLE  
ECKPROFILE  
CORNER PROFILES

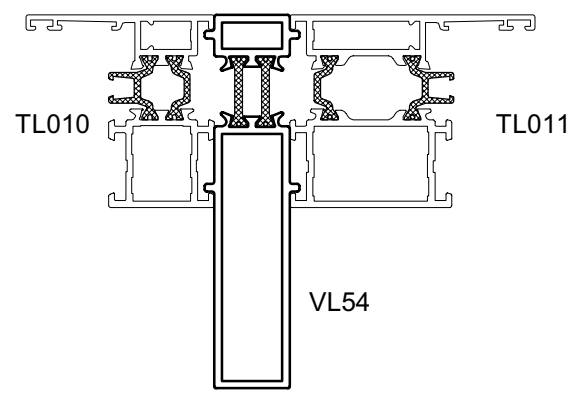
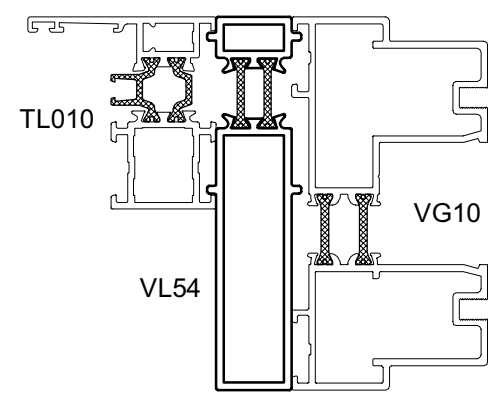
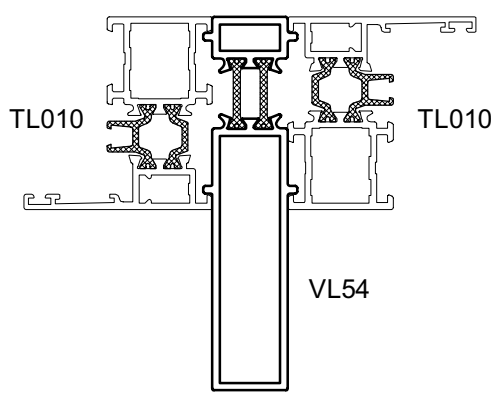
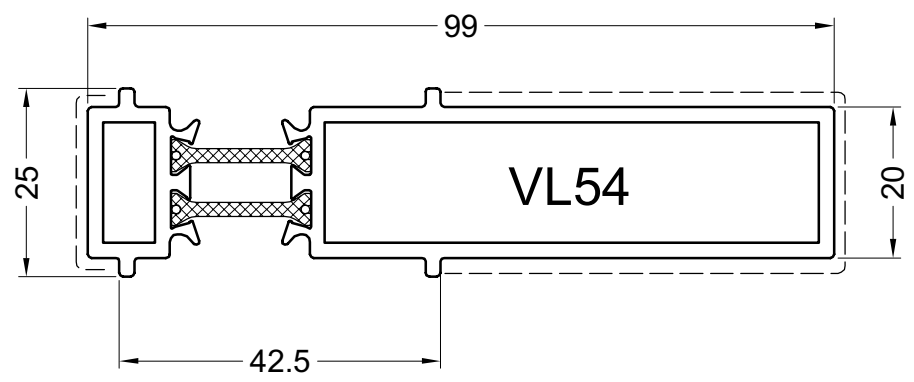
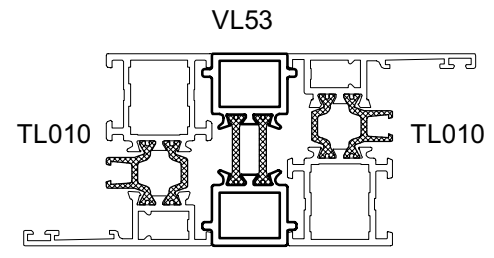
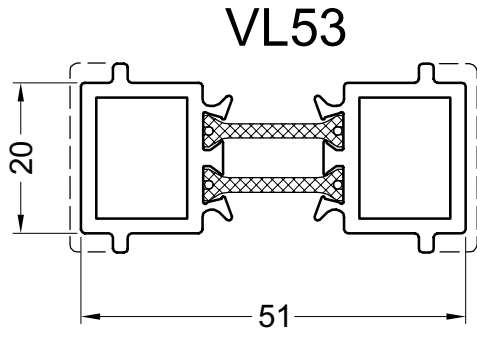
PROFIELEN - PROFILS - PROFILE - PROFILES



pag\_a13

HOEKPROFIELEN  
POTEAUX D'ANGLE  
ECKPROFILE  
CORNER PROFILES

PROFIELEN - PROFILS- PROFILE - PROFILES



pag\_a16

Primaire zichtbare zijde  
Face visible primaire  
Primär sichtbare Seite  
Primary visible side

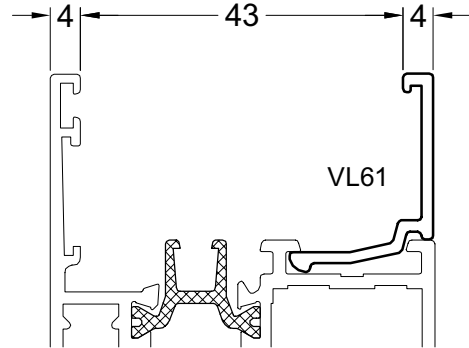
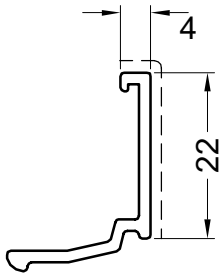
Secundaire zichtbare zijde  
Face visible secondaire  
Secondär sichtbare Seite  
Secondary visible side

11/9/07

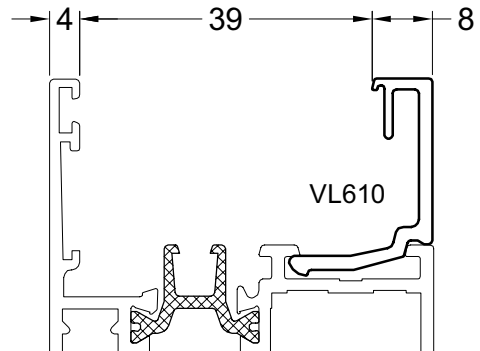
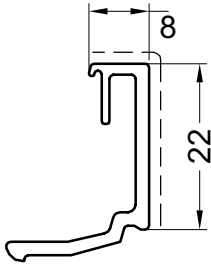
GLASLATTEN  
LATTES A VITRAGE  
GLASLEISTE  
GLAZING BEADS

PROFIELEN - PROFILS - PROFILE - PROFILS

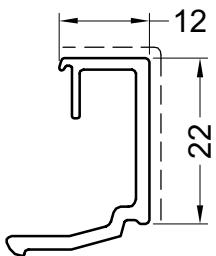
**VL61**



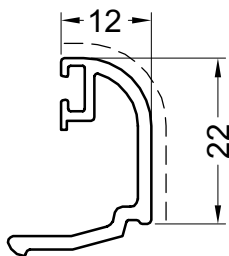
**VL610**



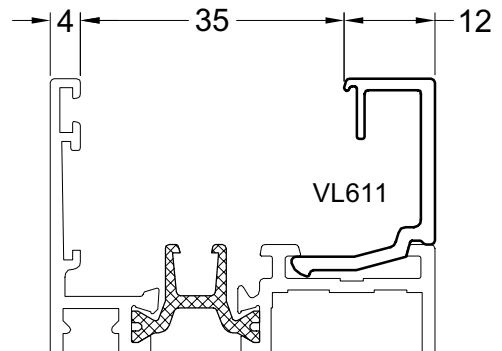
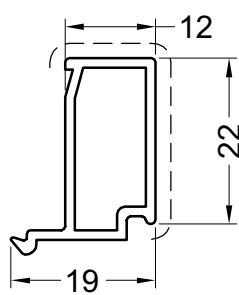
**VL611**



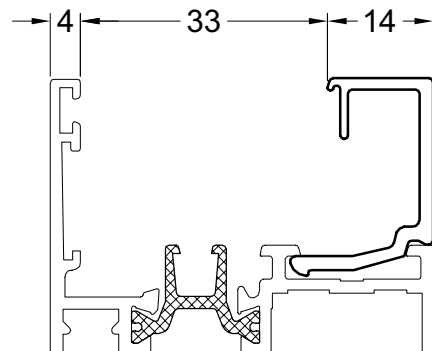
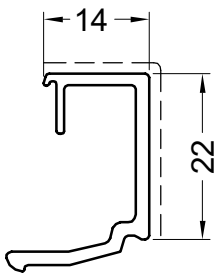
**VL161**



**VL561**



**VL612**

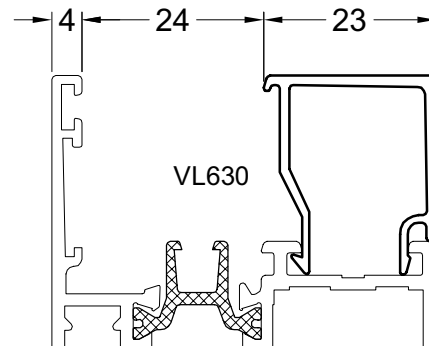
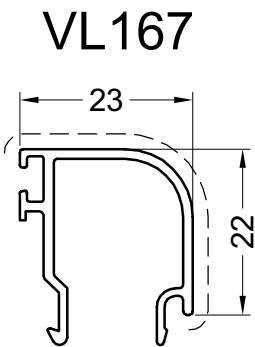
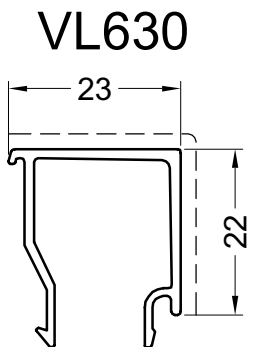
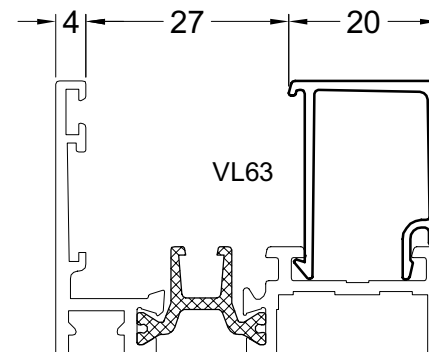
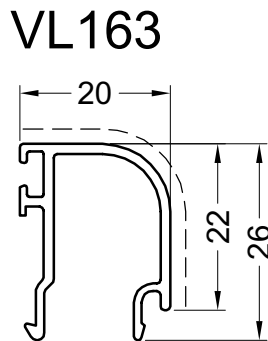
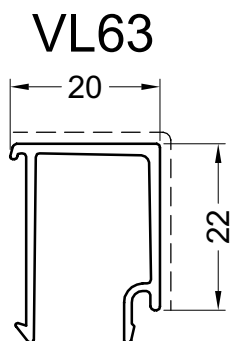
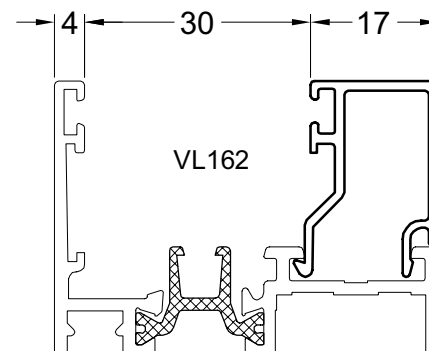
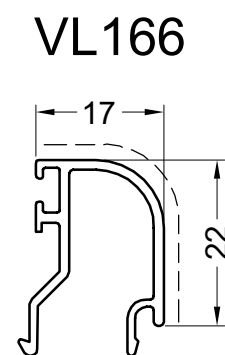
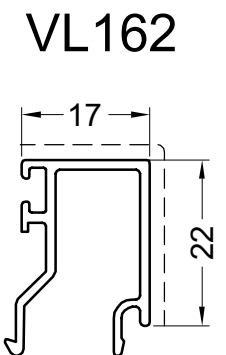
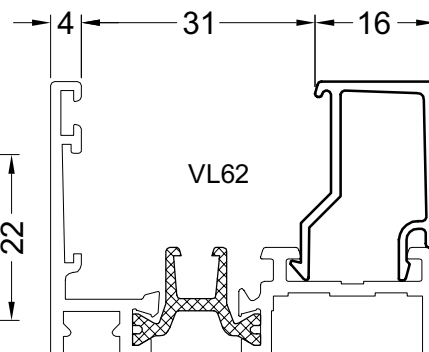
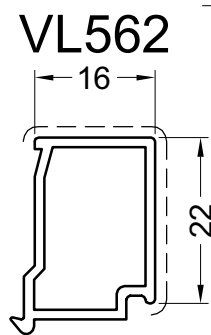
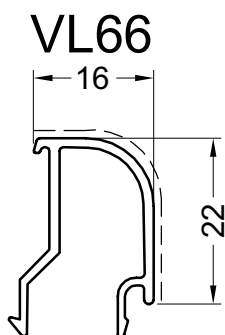
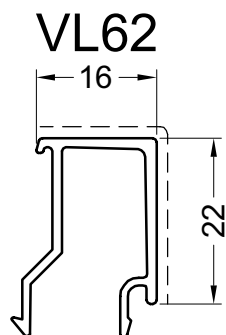


pag\_a09



GLASLATTEN  
LATTES A VITRAGE  
GLASLEISTE  
GLAZING BEADS

PROFIELEN - PROFILS- PROFILE - PROFILES



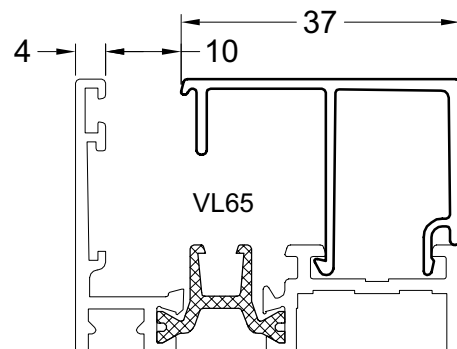
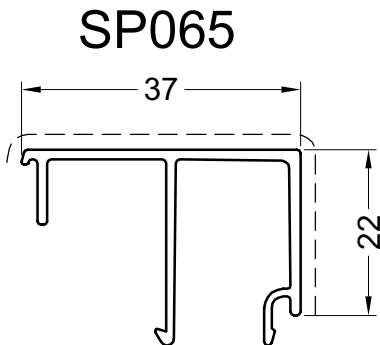
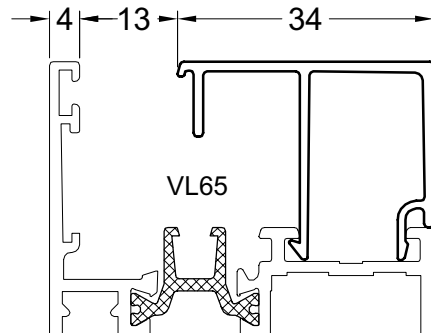
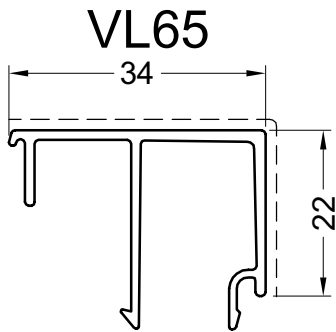
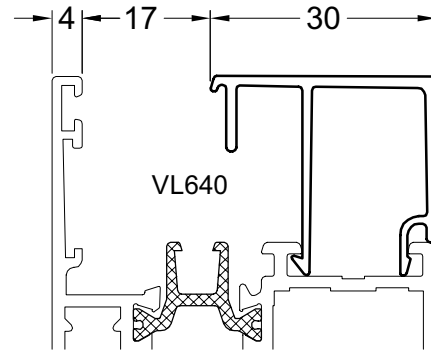
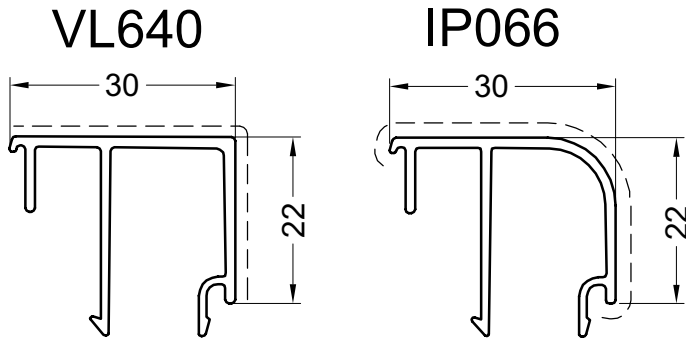
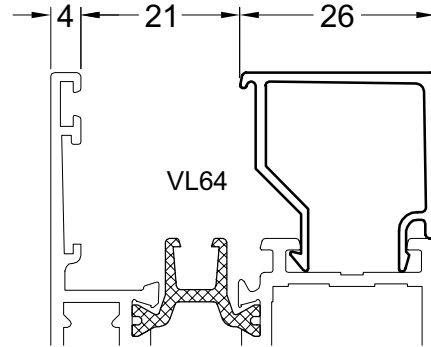
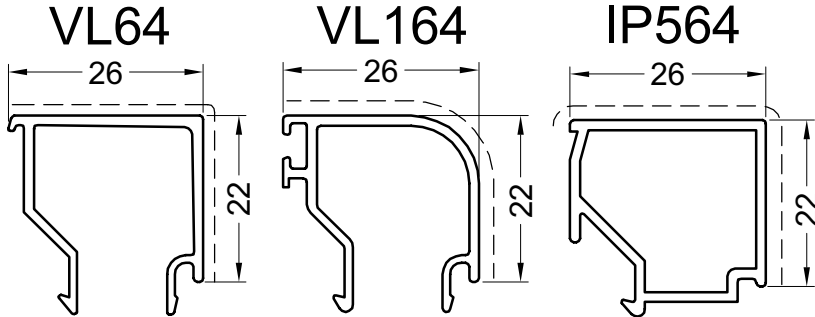
pag\_a10

Primaire zichtbare zijde  
Face visible primaire  
Primär sichtbare Seite  
Primary visible side

Secundaire zichtbare zijde  
Face visible secondaire  
Secondär sichtbare Seite  
Secondary visible side

GLASLATTEN  
LATTES A VITRAGE  
GLASLEISTE  
GLAZING BEADS

PROFIELEN - PROFILS- PROFILE - PROFILES



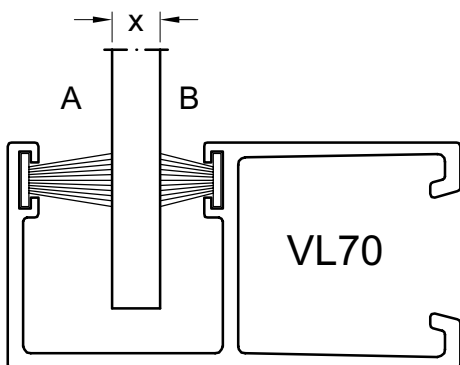
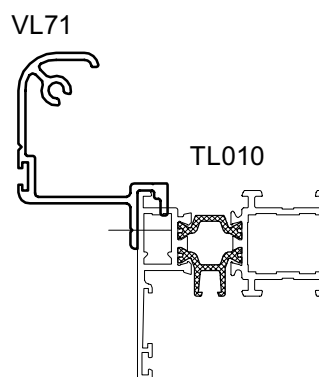
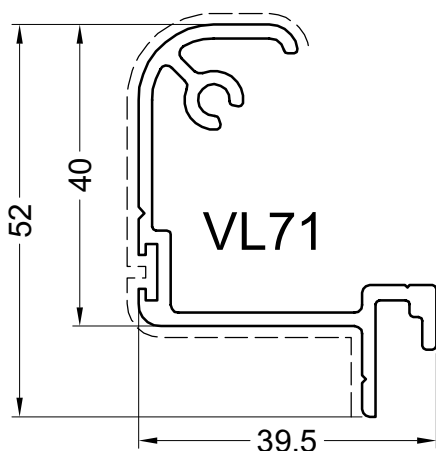
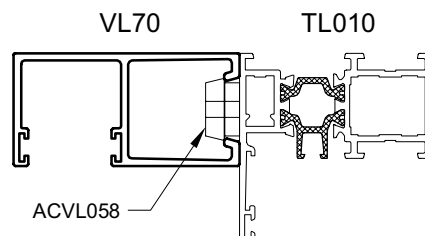
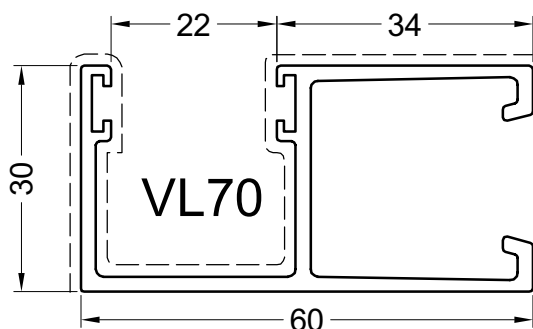
pag\_a11

Primaire zichtbare zijde  
Face visible primaire  
Primär sichtbare Seite  
Primary visible side

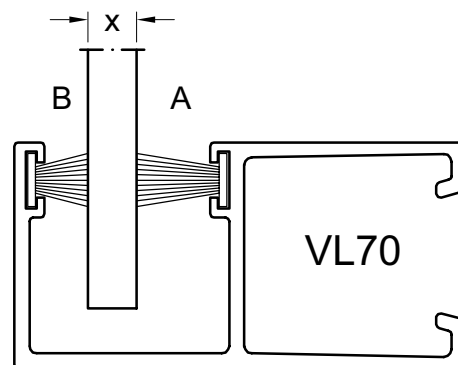
Secundaire zichtbare zijde  
Face visible secondaire  
Secondär sichtbare Seite  
Secondary visible side

ROLLUIKPROFIELEN  
PROFILS STORE  
ROLLADEN PROFILE  
SHUTTER PROFILES

PROFIELEN - PROFILS - PROFILE - PROFILES



OR



X	A	B
6 → 8	ACSR011	ACSR011
8 → 12	ACSR011	ACVL033
12 → 14	ACSR011	ACVG042
14 → 15	ACVL033	ACVL033
15 → 17	ACVL033	ACVG042
17 → 18	ACVG042	ACVG042

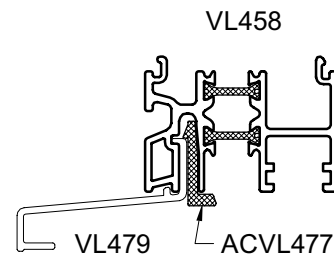
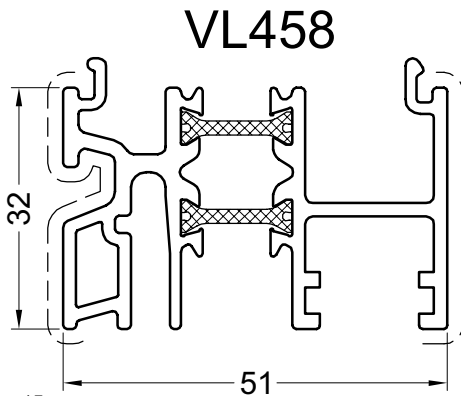
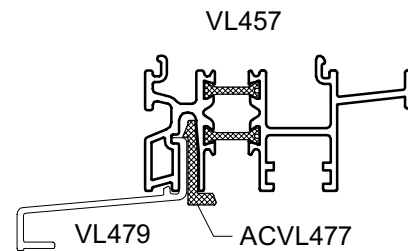
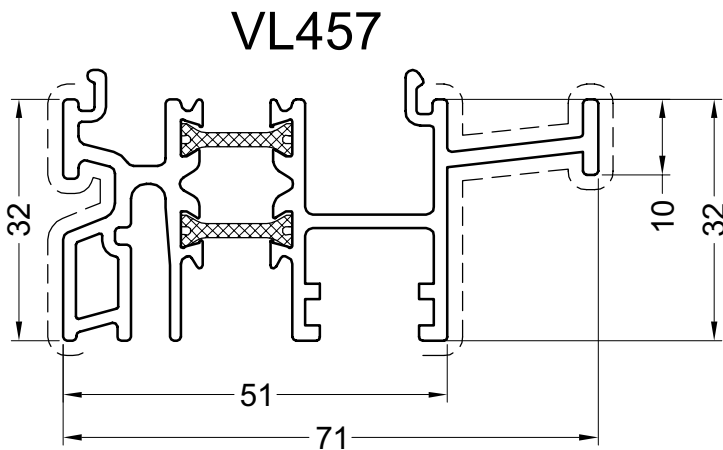
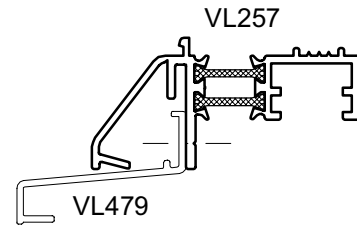
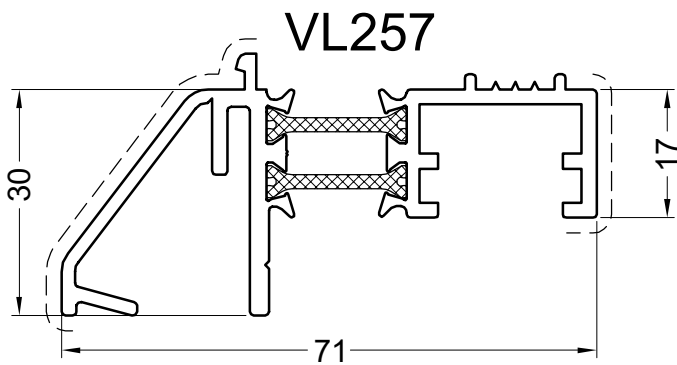
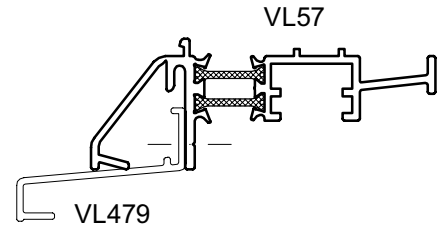
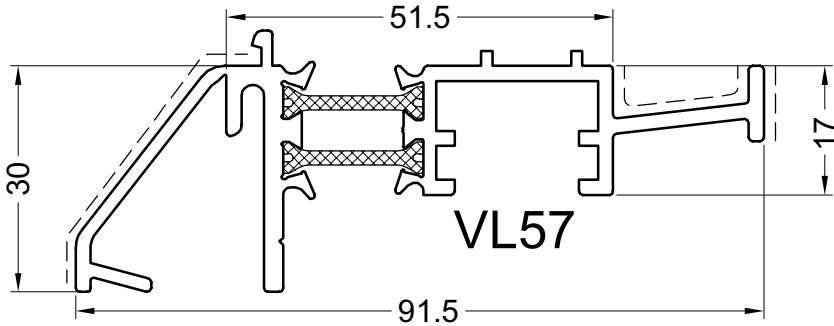
ROLTABEL

Primaire zichtbare zijde  
Face visible primaire  
Primär sichtbare Seite  
Primary visible side

Secundaire zichtbare zijde  
Face visible secondaire  
Secondär sichtbare Seite  
Secondary visible side

DORPELPROFIELEN  
SEUILS  
SOLLPROFILE  
SILL MEMBERS

PROFIELEN - PROFILS- PROFILE - PROFILES



pag\_a15

-----

Primaire zichtbare zijde  
Face visible primaire  
Primär sichtbare Seite  
Primary visible side

-----

Secundaire zichtbare zijde  
Face visible secondaire  
Secondär sichtbare Seite  
Secondary visible side

DORPELPROFIELEN  
SEUILS  
SOLLPROFIELE  
SILL MEMBERS

PROFIELEN - PROFILS- PROFILE - PROFILES



pag\_a12

Primaire zichtbare zijde  
Face visible primaire  
Primär sichtbare Seite  
Primary visible side

Secundaire zichtbare zijde  
Face visible secondaire  
Secondär sichtbare Seite  
Secondary visible side

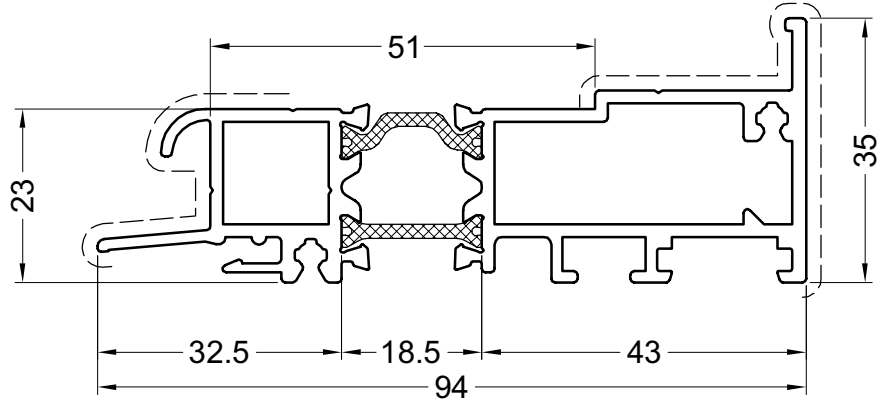
11/9/07

45

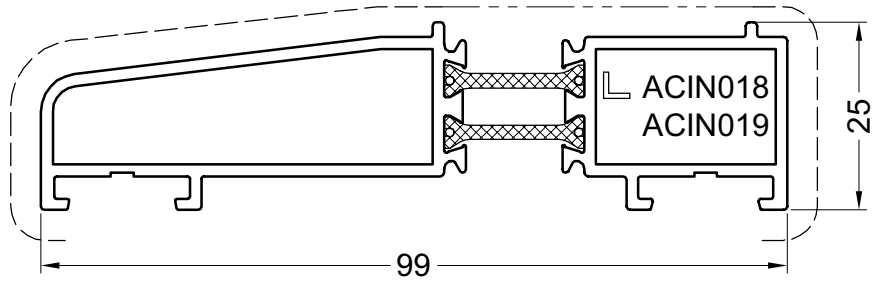
DORPELPROFIELLEN  
SEUILS  
SOLLPROFILE  
SILL MEMBERS

PROFIELEN - PROFILS - PROFILE - PROFILES

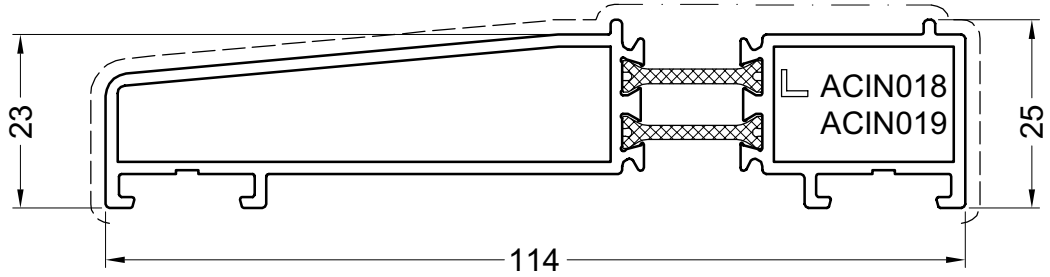
**TL057**



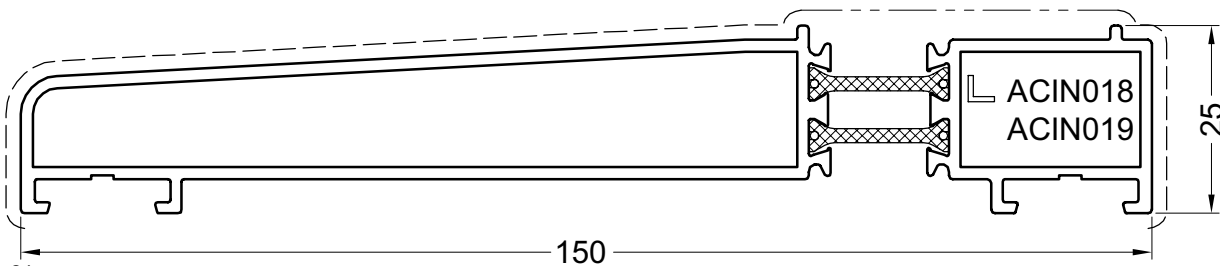
**IN057**



**IN257**



**IN157**



pag\_a24

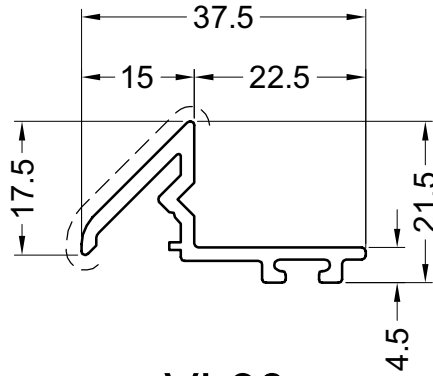
Primaire zichtbare zijde  
Face visible primaire  
Primär sichtbare Seite  
Primary visible side

Secundaire zichtbare zijde  
Face visible secondaire  
Secondär sichtbare Seite  
Secondary visible side

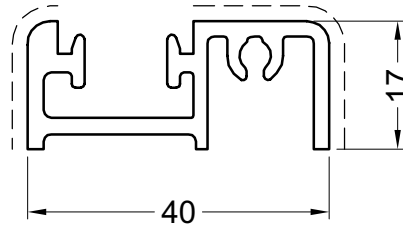
DORPELPROFIELEN  
SEUILS  
SOLLPROFIELE  
SILL MEMBERS

PROFIELEN - PROFILS- PROFILE - PROFILES

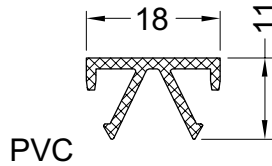
**VL73**



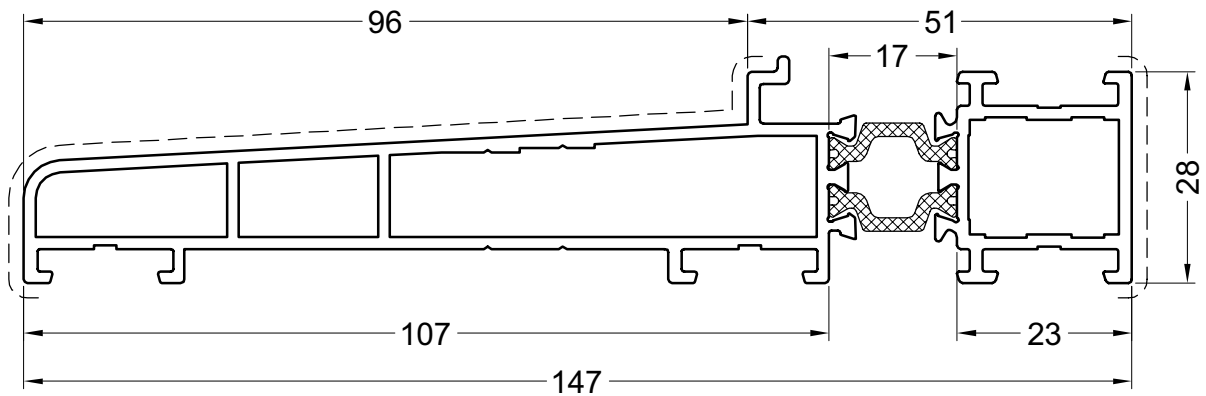
**VL90**



**VR023A**



**UN262**



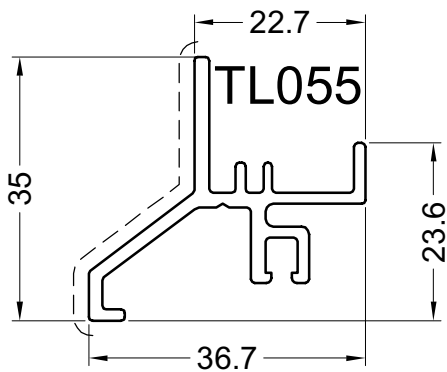
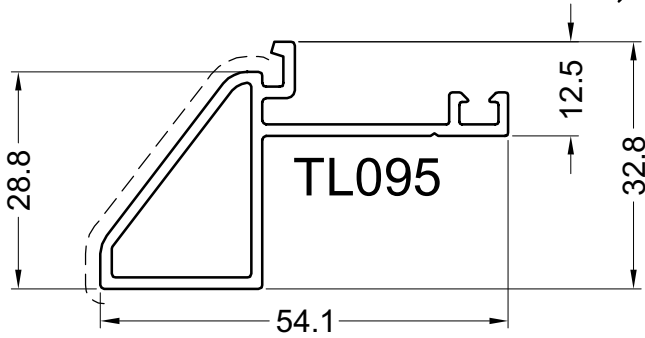
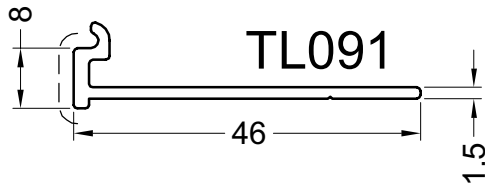
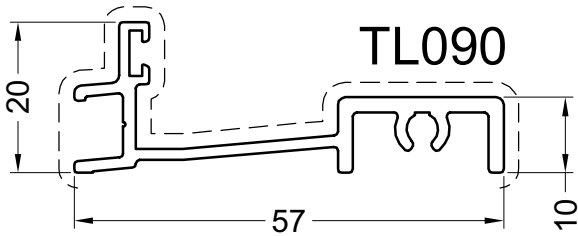
pag\_a22

Primaire zichtbare zijde  
Face visible primaire  
Primär sichtbare Seite  
Primary visible side

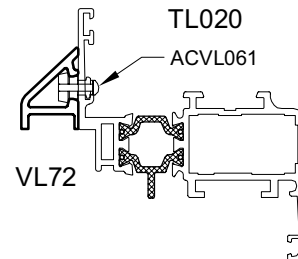
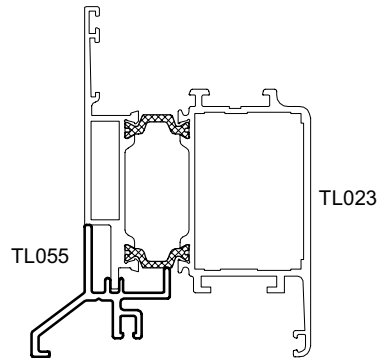
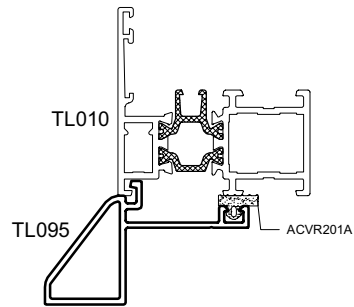
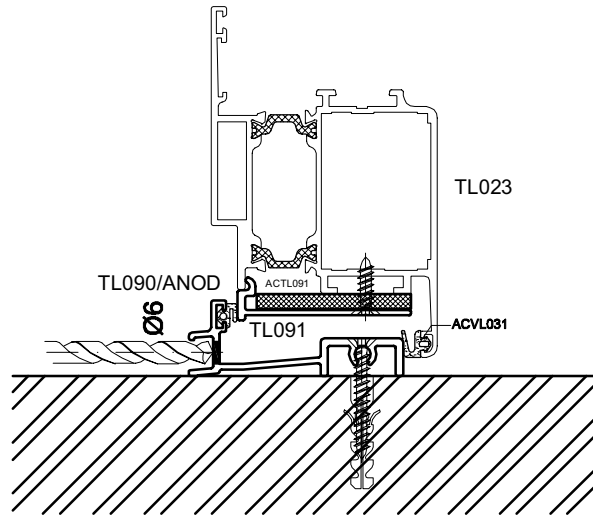
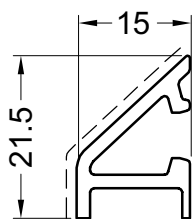
Secundaire zichtbare zijde  
Face visible secondaire  
Secondär sichtbare Seite  
Secondary visible side

DORPELPROFIELEN  
SEUILS  
SOLLPROFILE  
SILL MEMBERS

PROFIELEN - PROFILS- PROFILE - PROFILES



**VL72**

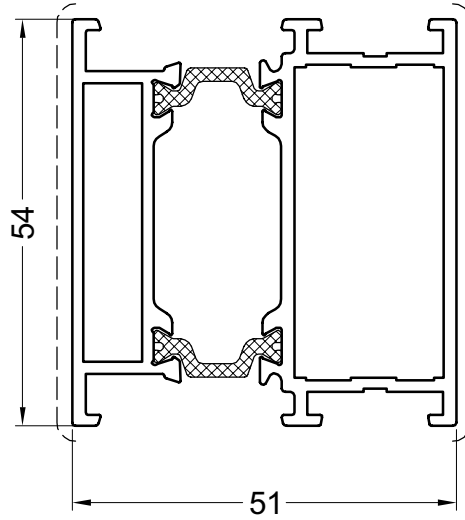




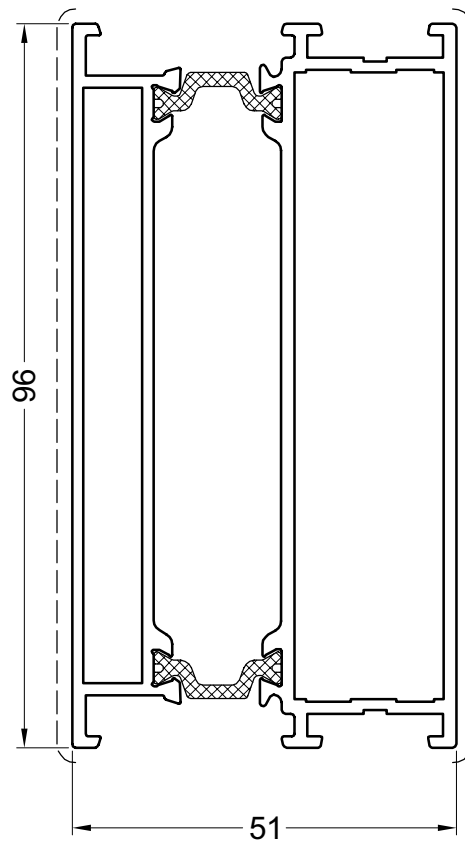
OPZETPROFIELEN  
PROFILS REHAUSSEMENT  
ERHOHUNG PROFILE  
ELEVATION PROFILES

PROFIELEN - PROFILS- PROFILE - PROFILES

**TL175**



**TL176**



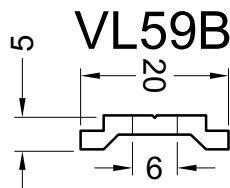
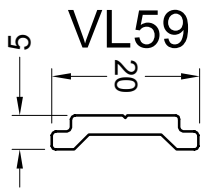
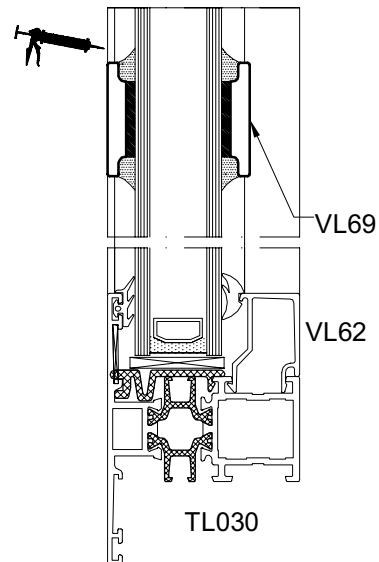
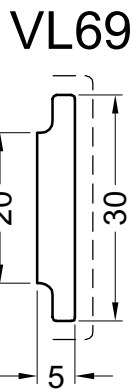
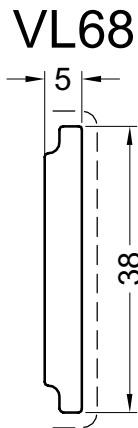
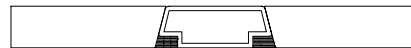
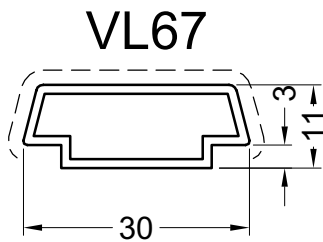
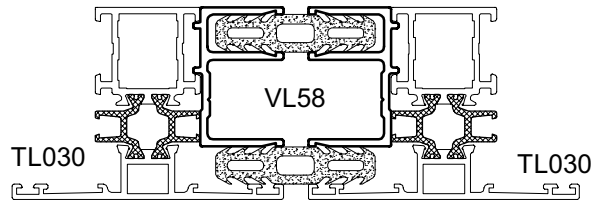
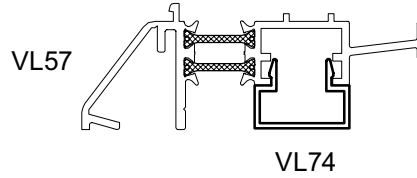
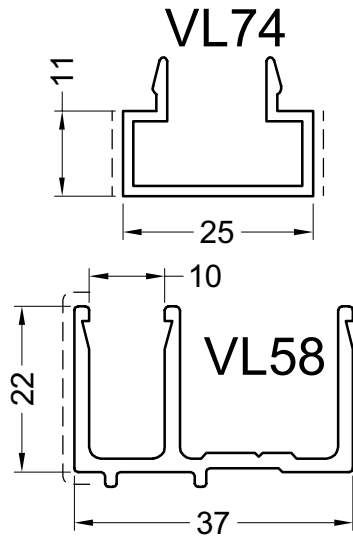
pag\_a19

Primaire zichtbare zijde  
Face visible primaire  
Primär sichtbare Seite  
Primary visible side

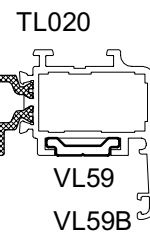
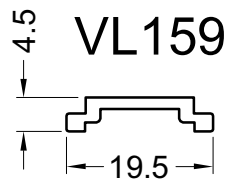
Secundaire zichtbare zijde  
Face visible secondaire  
Secondär sichtbare Seite  
Secondary visible side

DIVERSE PROFIELEN  
PROFILS DIVERS  
DIVERS PROFIELEN  
VARIED PROFILES

PROFIELEN - PROFILS - PROFILE - PROFILES



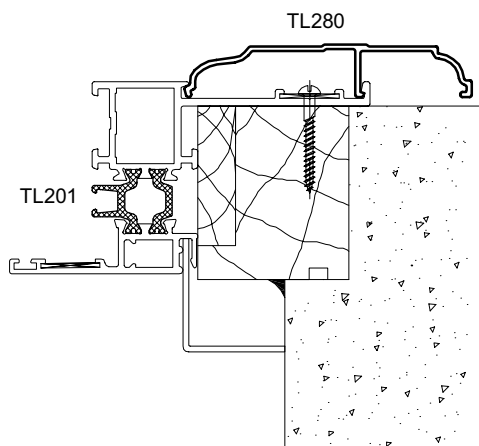
voorzien van sleuven 6x35mm  
avec lumieres 6x35mm  
mit langlocher 6x35mm  
with slots 6x35mm



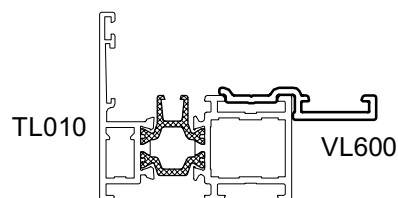
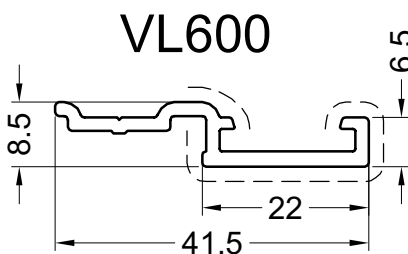
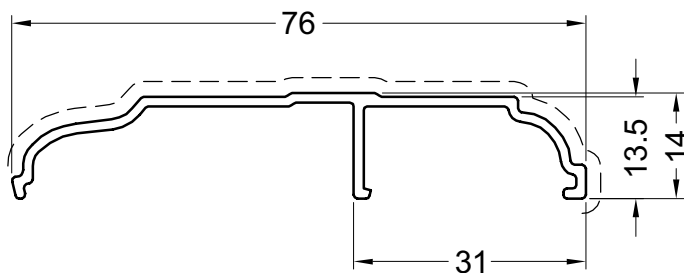
pag\_a07

DIVERSE PROFIELEN  
PROFILS DIVERS  
DIVERS PROFILS  
VARIED PROFILES

PROFIELEN - PROFILS- PROFILE - PROFILES



**TL280**



pag\_a07B

Primaire zichtbare zijde  
Face visible primaire  
Primär sichtbare Seite  
Primary visible side

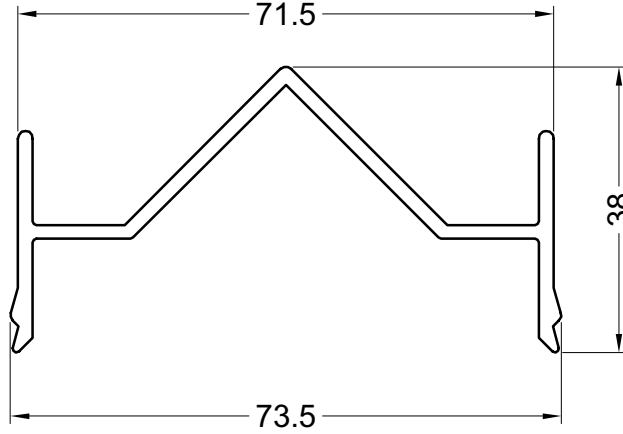
Secundaire zichtbare zijde  
Face visible secondaire  
Secondär sichtbare Seite  
Secondary visible side

5/2/08

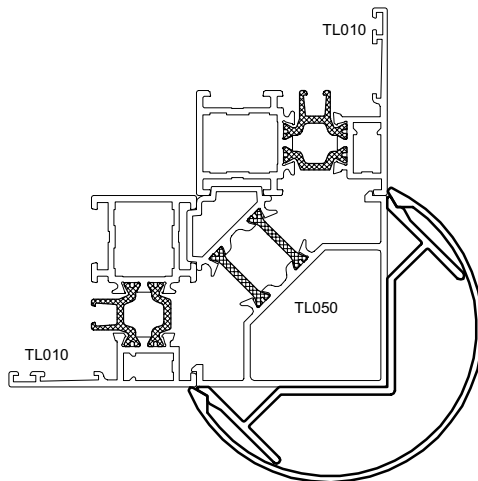
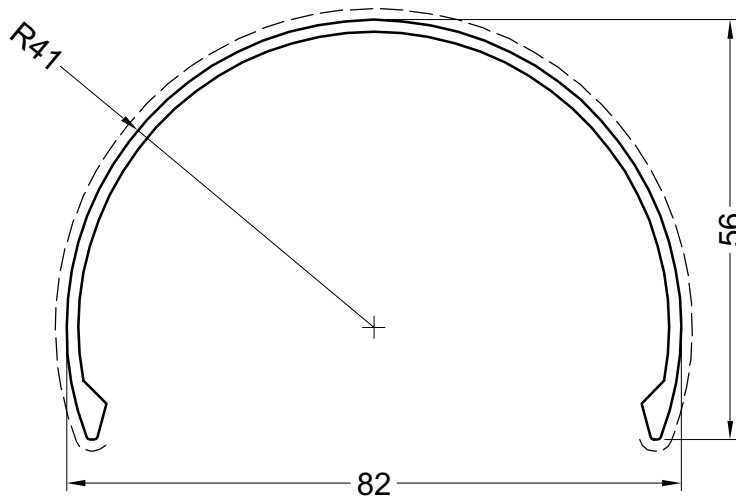
DIVERSE PROFIELEN  
PROFILS DIVERS  
DIVERS PROFILLEN  
VARIED PROFILES

PROFIELEN - PROFILS - PROFILE - PROFILES

VT084



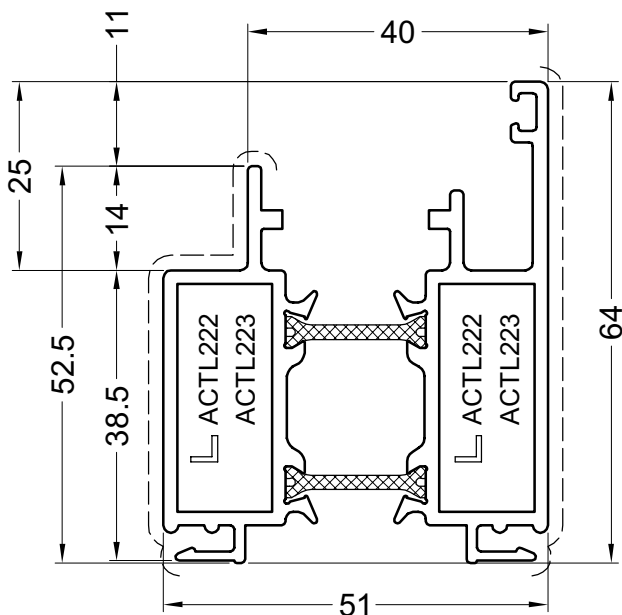
VT085



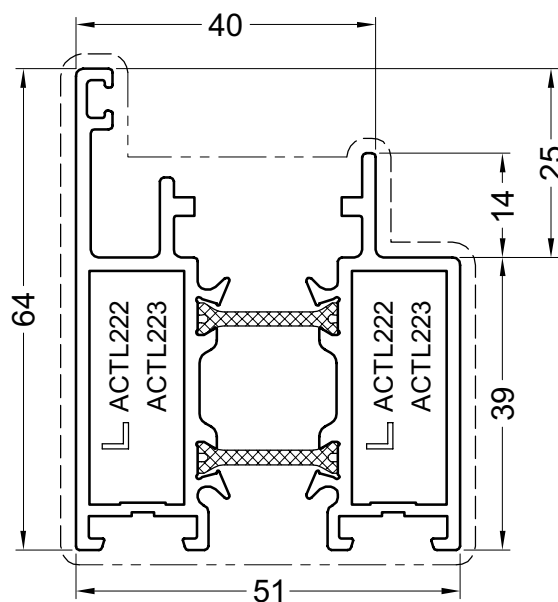
pag\_a25

BUITENKADERS VOOR DEUREN  
PROFILS D'ENCADREMENT POUR PORTES  
KADERPROFILE FÜR TÜREN  
OUTER FRAMES FOR DOORS

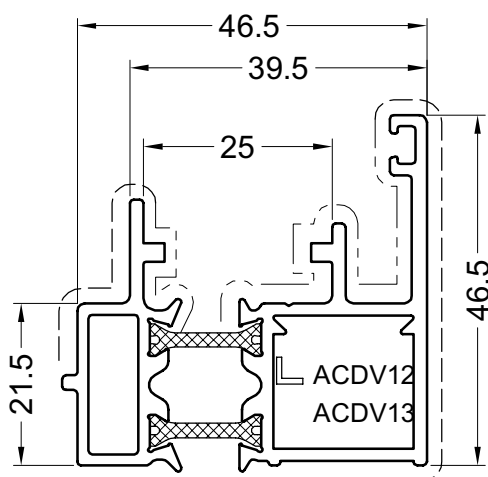
PROFIELEN - PROFILS- PROFILE - PROFILES



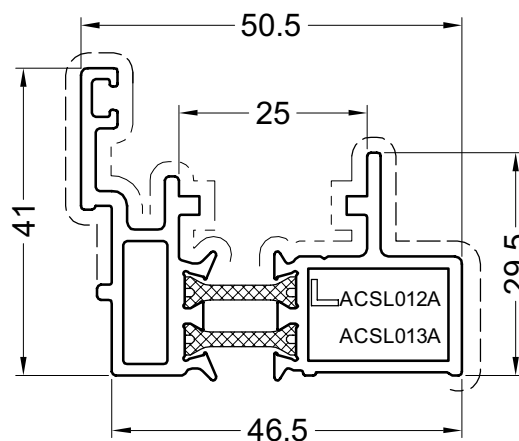
**TL214**



**TL216**



**TL218**



**TL219**

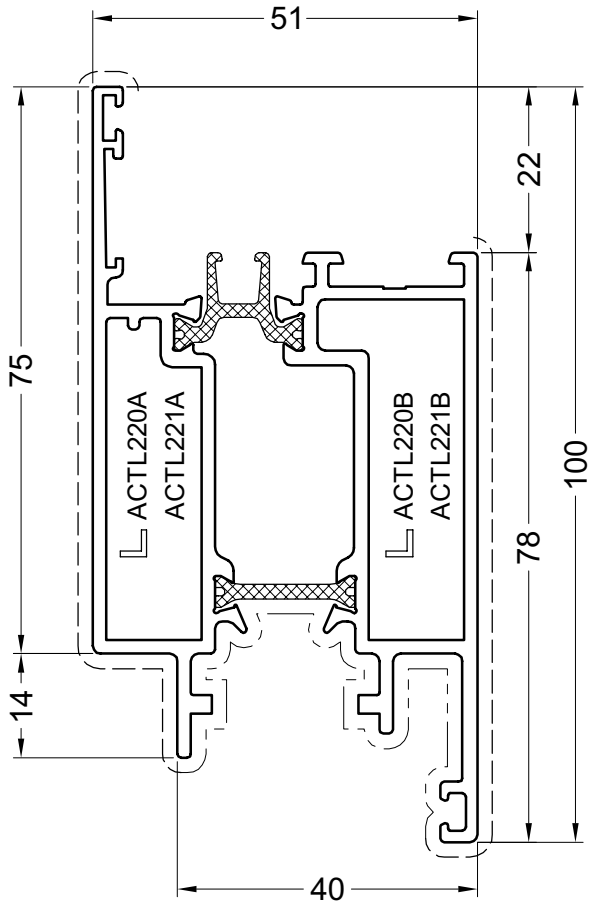
pag2

Primaire zichtbare zijde  
Face visible primaire  
Primär sichtbare Seite  
Primary visible side

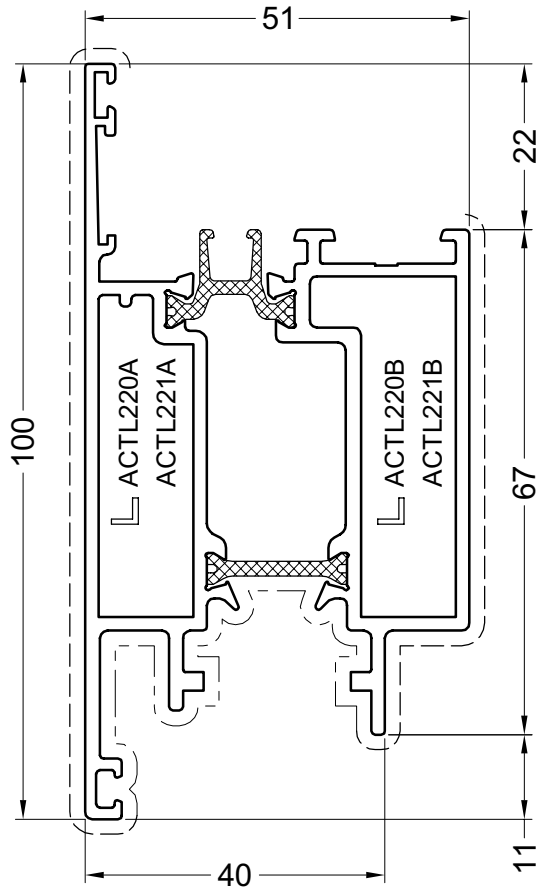
Secundaire zichtbare zijde  
Face visible secondaire  
Secondär sichtbare Seite  
Secondary visible side

VLEUGELPROFIELEN VOOR DEUREN  
OUVRANTS POUR PORTES  
FLUGELPROFILE FÜR TÜREN  
VENT PROFILES FOR DOORS

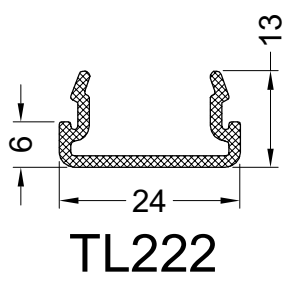
PROFIELEN - PROFILS - PROFILE - PROFILES



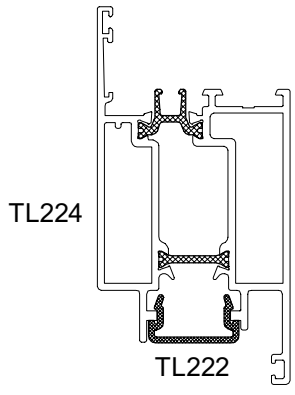
**TL224**



**TL225**

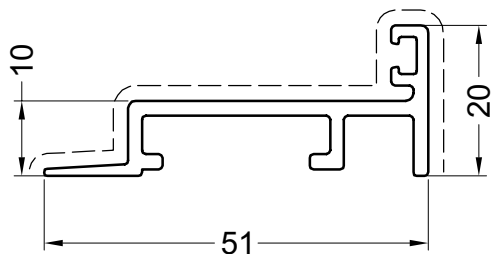


**TL222**

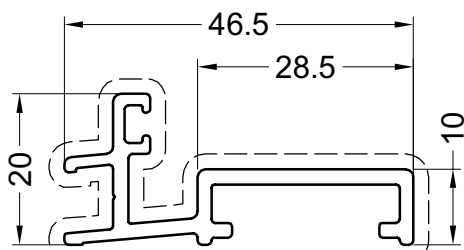


DORPELPROFIELN VOOR DEUREN  
SEUILS POUR PORTES  
SOLLPROFIE FÜR TÜREN  
SILL MEMBERS FOR DOORS

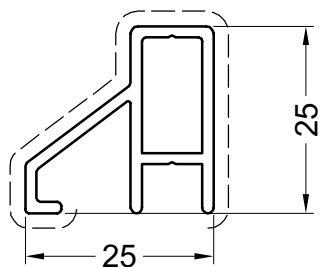
PROFIELEN - PROFILS- PROFILE - PROFILES



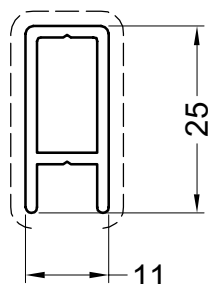
**TL289**



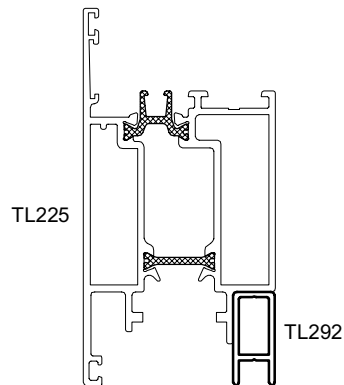
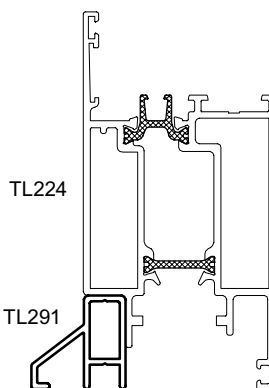
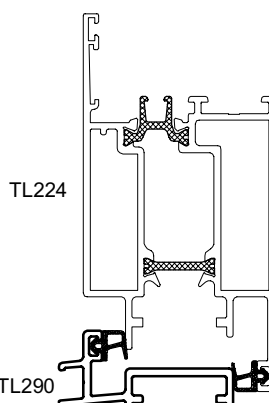
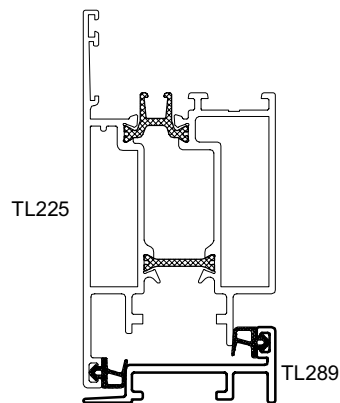
**TL290**



**TL291**



**TL292**



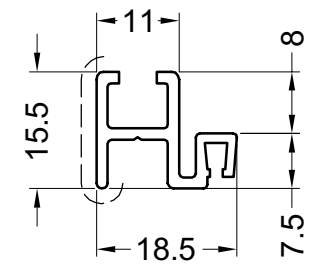
pag5

Primaire zichtbare zijde  
Face visible primaire  
Primär sichtbare Seite  
Primary visible side

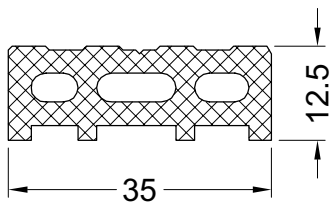
Secundaire zichtbare zijde  
Face visible secondaire  
Secondär sichtbare Seite  
Secondary visible side

DORPELPROFIELEN VOOR DEUREN  
SEUILS POUR PORTES  
SOLLPROFILE FÜR TÜREN  
SILL MEMBERS FOR DOORS

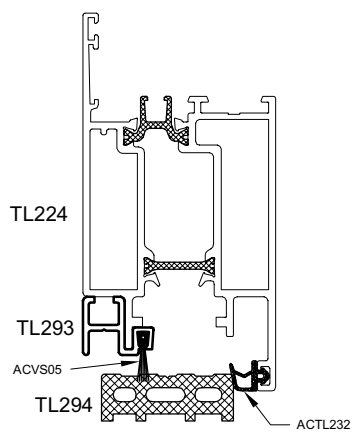
PROFIELEN - PROFILS - PROFILE - PROFILES



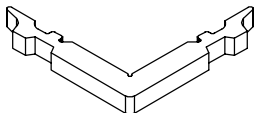
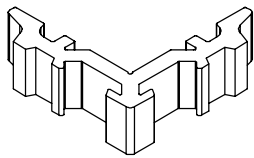
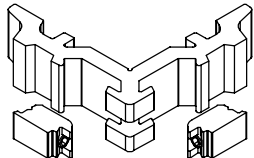

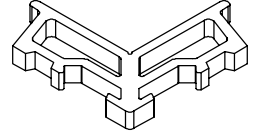
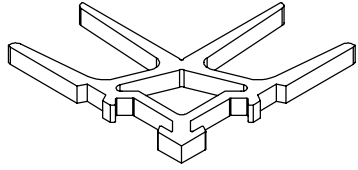
**TL293**



**TL294**





		Verp. per Emb. par Pack pr.	Einheid Unité Einheit Unit	Toepassing Application Anwendung Application	Kleur Couleur Farbe Color
 <p><b>ACTL010A</b> -Pershoek voor buitenste kamer -Clame à presser pour chambre extérieure -Eckverbinder Stanzbar für aussere kammer -Clamping corner for outside chamber</p> <p><b>X=10mm Y= 7mm</b></p>	1 48	Stuk Pièce Stück Pièce	TL010 TL110	BR AN KL GS Z W	
 <p><b>ACTL010B</b> -Pershoek voor binnenste kamer -Clame à presser pour chambre intérieure -Eckverbinder Stanzbar für innere kammer -Clamping corner for inside chamber</p> <p><b>X=15mm Y=20mm</b></p>	1 48	Stuk Pièce Stück Pièce	TL010 TL030 TL035 TL110	BR AN KL GS Z W	
 <p><b>ACTL011B</b> -Schroefhoek voor binnenste kamer -Clame à visser pour chambre intérieure -Eckverbinder schraubbar für innere kammer -Clamping corner for inside chamber</p> <p><b>X=15mm Y=20mm</b></p> <p> <b>ACVG66</b></p>	1 48	Stuk Pièce Stück Pièce	TL010 TL030 TL035 TL110	BR AN KL GS Z W	
 <p><b>ACTL012A</b> -Pershoek voor buitenste kamer -Clame à presser pour chambre extérieure -Eckverbinder Stanzbar für aussere kammer -Clamping corner for outside chamber</p> <p><b>X=25mm Y= 7mm</b></p>	1 48	Stuk Pièce Stück Pièce	TL011 TL023 TL111	BR AN KL GS Z W	
 <p><b>ACTL014A</b> -Pershoek voor buitenste kamer -Clame à presser pour chambre extérieure -Eckverbinder Stanzbar für aussere kammer -Clamping corner for outside chamber</p> <p><b>X=36mm Y= 7mm</b></p>	1 48	Stuk Pièce Stück Pièce	TL012 TL112	BR AN KL GS Z W	

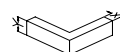
BR = BRUT - BRUT - ROH - BRUT  
 AN (X) = ANODISATIE - ANODISE - ELOXIERT - ANODISED  
 AN (■) = GELAKT - LAQUE - LACKIERT - LACQUERED -- RAL9006M  
 KL = STANDAARDKLEUREN - COULEUR STANDARD - BASIS FARBEN - BASIC COLORS  
 GS = GEMOFFELD SPECIAAL - LAQUE SPECIAL - SPECIALFARBE - SPECIAL COLOR

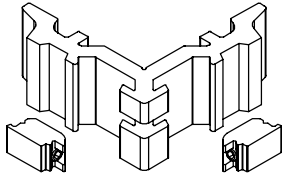

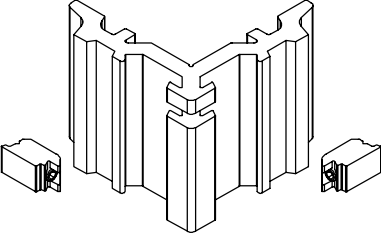

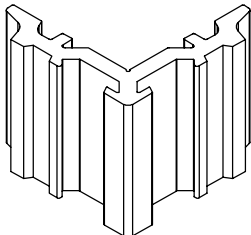
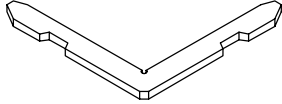
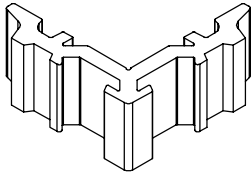


GEREEDSCHAP - OUTILLAGE  
WERKZEUG - TOOL



BEVESTIGING - FIXATION  
BEFESTIGUNG - FIXATION



		Verp. per Emb. par Pack pr. Pack pr.	Eenheid Unité Einheit Unit	Toepassing Application Anwendung Application	Kleur Couleur Farbe Color											
 <p><b>ACTL016B</b> -Schroefhoek voor binnenste kamer -Clame à visser pour chambre intérieure -Eckverbinder schraubbar für innere kammer -Clamping corner for inside chamber</p> <p><b>X=15mm Y=28mm</b></p>  <b>ACVG66</b>	1 48	Stuk Pièce Stück Pièce	TL020	<table border="1"> <tr><td>BR</td><td></td></tr> <tr><td>AN</td><td></td></tr> <tr><td>KL</td><td></td></tr> <tr><td>GS</td><td></td></tr> <tr><td>Z</td><td></td></tr> <tr><td>W</td><td></td></tr> </table>	BR		AN		KL		GS		Z		W	
BR																
AN																
KL																
GS																
Z																
W																
 <p><b>ACTL017A</b> -Schroefhoek voor buitenste kamer -Clame à visser pour chambre extérieure -Eckverbinder schraubbar für aussere kammer -Clamping corner for outside chamber</p> <p><b>X=15mm Y=55mm</b></p>  <b>ACVG66</b>	1 48	Stuk Pièce Stück Pièce	TL019	<table border="1"> <tr><td>BR</td><td></td></tr> <tr><td>AN</td><td></td></tr> <tr><td>KL</td><td></td></tr> <tr><td>GS</td><td></td></tr> <tr><td>Z</td><td></td></tr> <tr><td>W</td><td></td></tr> </table>	BR		AN		KL		GS		Z		W	
BR																
AN																
KL																
GS																
Z																
W																
 <p><b>ACTL019A</b> -Pershoek voor buitenste kamer -Clame à presser pour chambre extérieure -Eckverbinder Stanzbar für aussere kammer -Clamping corner for outside chamber</p> <p><b>X=15mm Y=55mm</b></p>	1 48	Stuk Pièce Stück Pièce	TL019	<table border="1"> <tr><td>BR</td><td></td></tr> <tr><td>AN</td><td></td></tr> <tr><td>KL</td><td></td></tr> <tr><td>GS</td><td></td></tr> <tr><td>Z</td><td></td></tr> <tr><td>W</td><td></td></tr> </table>	BR		AN		KL		GS		Z		W	
BR																
AN																
KL																
GS																
Z																
W																
 <p><b>ACTL020A</b> -Pershoek voor buitenste kamer -Clame à presser pour chambre extérieure -Eckverbinder Stanzbar für aussere kammer -Clamping corner for outside chamber</p> <p><b>X=9 mm Y= 3 mm</b></p>	1 48	Stuk Pièce Stück Pièce	TL020	<table border="1"> <tr><td>BR</td><td></td></tr> <tr><td>AN</td><td></td></tr> <tr><td>KL</td><td></td></tr> <tr><td>GS</td><td></td></tr> <tr><td>Z</td><td></td></tr> <tr><td>W</td><td></td></tr> </table>	BR		AN		KL		GS		Z		W	
BR																
AN																
KL																
GS																
Z																
W																
 <p><b>ACTL020B</b> -Pershoek voor binnenste kamer -Clame à presser pour chambre intérieure -Eckverbinder Stanzbar für innere kammer -Clamping corner for inside chamber</p> <p><b>X=15mm Y=28mm</b></p>	1 48	Stuk Pièce Stück Pièce	TL020	<table border="1"> <tr><td>BR</td><td></td></tr> <tr><td>AN</td><td></td></tr> <tr><td>KL</td><td></td></tr> <tr><td>GS</td><td></td></tr> <tr><td>Z</td><td></td></tr> <tr><td>W</td><td></td></tr> </table>	BR		AN		KL		GS		Z		W	
BR																
AN																
KL																
GS																
Z																
W																

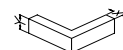
BR = BRUT - BRUT - ROH - BRUT  
 AN (X) = ANODISATIE - ANODISE - ELOXIERT - ANODISED  
 AN ( ) = GELAKT - LAQUE - LACKIERT - LACQUERED -- RAL9006M  
 KL = STANDAARDKLEUREN - COULEUR STANDARD - BASIS FARBEN -  
 BASIC COLORS  
 GS = GEMOFFELD SPECIAAL - LAQUE SPECIAL - SPECIALFARBE - SPE-  
 CIAL COLOR

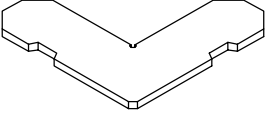
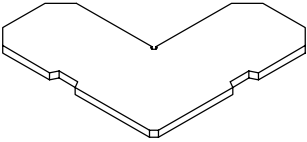
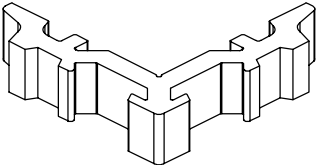
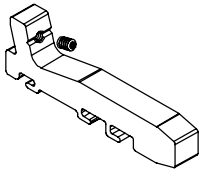
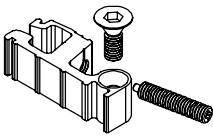




GEREEDSCHAP - OUTILLAGE  
 WERKZEUG - TOOL

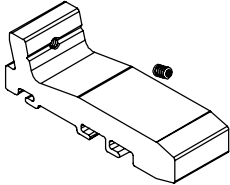
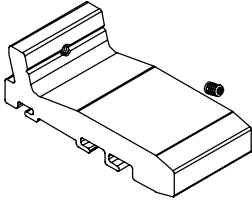
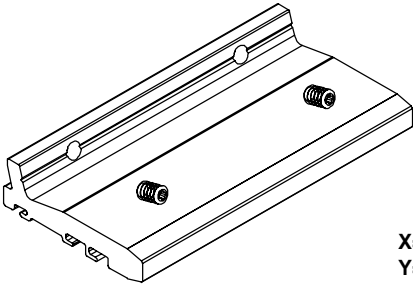
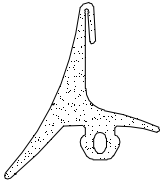
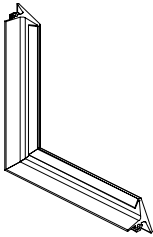


BEVESTIGING - FIXATION  
 BEFESTIGUNG - FIXATION



		Verp. per Emb. par Pack pr.	Einheid Unité Einheit Unit	Toepassing Application Anwendung Application	Kleur Couleur Farbe Color											
 <p><b>ACTL021A</b> -Pershoek voor buitenste kamer -Clame à presser pour chambre extérieure -Eckverbinder Stanzbar für aussere kammer -Clamping corner for outside chamber</p> <p><b>X=24mm Y= 3 mm</b></p>	1 48	Stuk Pièce Stück Piece	TL021 TL721	<table border="1"> <tr><td>BR</td><td></td></tr> <tr><td>AN</td><td></td></tr> <tr><td>KL</td><td></td></tr> <tr><td>GS</td><td></td></tr> <tr><td>Z</td><td></td></tr> <tr><td>W</td><td></td></tr> </table>	BR		AN		KL		GS		Z		W	
BR																
AN																
KL																
GS																
Z																
W																
 <p><b>ACTL022A</b> -Pershoek voor buitenste kamer -Clame à presser pour chambre extérieure -Eckverbinder Stanzbar für aussere kammer -Clamping corner for outside chamber</p> <p><b>X=35mm Y= 3 mm</b></p>	1 48	Stuk Pièce Stück Piece	TL022	<table border="1"> <tr><td>BR</td><td></td></tr> <tr><td>AN</td><td></td></tr> <tr><td>KL</td><td></td></tr> <tr><td>GS</td><td></td></tr> <tr><td>Z</td><td></td></tr> <tr><td>W</td><td></td></tr> </table>	BR		AN		KL		GS		Z		W	
BR																
AN																
KL																
GS																
Z																
W																
 <p><b>ACTL023</b> -Pershoek voor buitenste kamer -Clame à presser pour chambre extérieure -Eckverbinder Stanzbar für aussere kammer -Clamping corner for outside chamber</p> <p><b>X=15mm Y=15mm</b></p>	1	Stuk Pièce Stück Piece	TL044	<table border="1"> <tr><td>BR</td><td></td></tr> <tr><td>AN</td><td></td></tr> <tr><td>KL</td><td></td></tr> <tr><td>GS</td><td></td></tr> <tr><td>Z</td><td></td></tr> <tr><td>W</td><td></td></tr> </table>	BR		AN		KL		GS		Z		W	
BR																
AN																
KL																
GS																
Z																
W																
 <p><b>ACTL025A</b> -T-verbinding voor buitenste kamer -Assemblage T pour chambre extérieure -T-verbinder für aussere kammer -Connecting bracket for outside chamber</p> <p><b>X=11mm Y= 8 mm</b></p>	1	Stuk Pièce Stück Piece	TL030 TL035	<table border="1"> <tr><td>BR</td><td></td></tr> <tr><td>AN</td><td></td></tr> <tr><td>KL</td><td></td></tr> <tr><td>GS</td><td></td></tr> <tr><td>Z</td><td></td></tr> <tr><td>W</td><td></td></tr> </table>	BR		AN		KL		GS		Z		W	
BR																
AN																
KL																
GS																
Z																
W																
 <p><b>ACTL025B</b> -T-verbinding voor binnenste kamer -Assemblage T pour chambre intérieure -T-verbinder für innere kammer -Connecting bracket for inside chamber</p> <p><b>X=20mm Y=15mm</b></p> <p> <b>ACVL150</b>  <b>ACVG66</b></p>	1	Stuk Pièce Stück Piece	TL010 TL030 TL035 TL110	<table border="1"> <tr><td>BR</td><td></td></tr> <tr><td>AN</td><td></td></tr> <tr><td>KL</td><td></td></tr> <tr><td>GS</td><td></td></tr> <tr><td>Z</td><td></td></tr> <tr><td>W</td><td></td></tr> </table>	BR		AN		KL		GS		Z		W	
BR																
AN																
KL																
GS																
Z																
W																


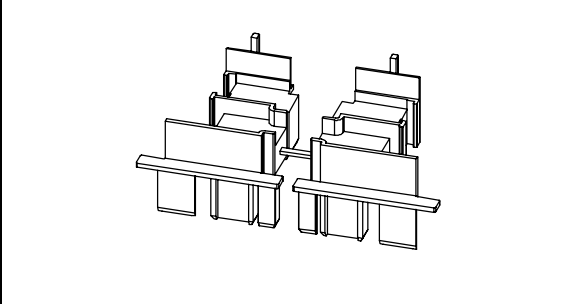
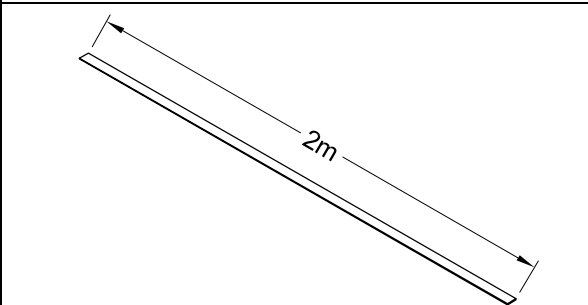
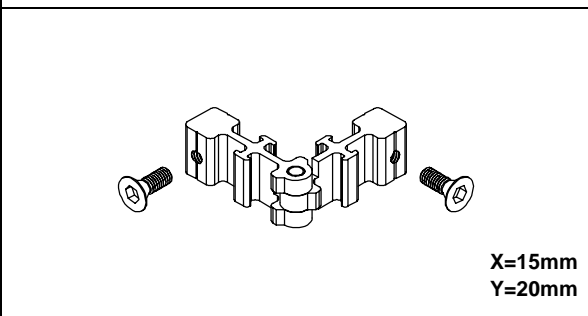

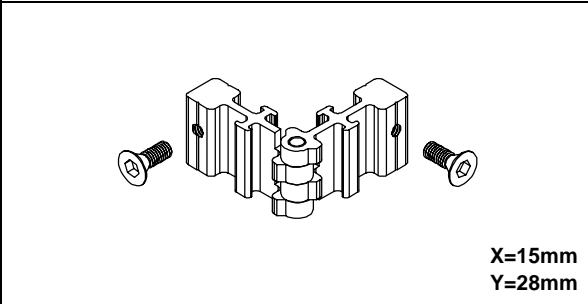



		Verp. per Emb. par Pack pr. Pack pr.	Eenheid Unité Einheit Unit	Toepassing Application Anwendung Application	Kleur Couleur Farbe Color											
 <p><b>ACTL026A</b>                      -T-verbinding voor buitenste kamer                      -Assemblage T pour chambre extérieure                      -T-verbinder für aussere kammer                      -Connecting bracket for outside chamber</p> <p>X=26mm Y= 8 mm</p>	1	Stuk Pièce Stück Piece	TL031 TL036 TL037	<table border="1"> <tr><td>BR</td><td></td></tr> <tr><td>AN</td><td></td></tr> <tr><td>KL</td><td></td></tr> <tr><td>GS</td><td></td></tr> <tr><td>Z</td><td></td></tr> <tr><td>W</td><td></td></tr> </table>	BR		AN		KL		GS		Z		W	
BR																
AN																
KL																
GS																
Z																
W																
 <p><b>ACTL027A</b>                      -T-verbinding voor buitenste kamer                      -Assemblage T pour chambre extérieure                      -T-verbinder für aussere kammer                      -Connecting bracket for outside chamber</p> <p>X=37mm Y= 8 mm</p>	1	Stuk Pièce Stück Piece	TL032	<table border="1"> <tr><td>BR</td><td></td></tr> <tr><td>AN</td><td></td></tr> <tr><td>KL</td><td></td></tr> <tr><td>GS</td><td></td></tr> <tr><td>Z</td><td></td></tr> <tr><td>W</td><td></td></tr> </table>	BR		AN		KL		GS		Z		W	
BR																
AN																
KL																
GS																
Z																
W																
 <p><b>ACTL028A</b>                      -T-verbinding voor buitenste kamer                      -Assemblage T pour chambre extérieure                      -T-verbinder für aussere kammer                      -Connecting bracket for outside chamber</p> <p>X=79mm Y= 8 mm</p>	1	Stuk Pièce Stück Piece	TL033	<table border="1"> <tr><td>BR</td><td></td></tr> <tr><td>AN</td><td></td></tr> <tr><td>KL</td><td></td></tr> <tr><td>GS</td><td></td></tr> <tr><td>Z</td><td></td></tr> <tr><td>W</td><td></td></tr> </table>	BR		AN		KL		GS		Z		W	
BR																
AN																
KL																
GS																
Z																
W																
 <p><b>ACTL030</b>                      -Middendichting                      -Joint central                      -Mitteldichtung                      -Central gasket</p>	100	m	TL010 TL011 TL012 TL030 TL031 TL032 TL040	<table border="1"> <tr><td>BR</td><td></td></tr> <tr><td>AN</td><td></td></tr> <tr><td>KL</td><td></td></tr> <tr><td>GS</td><td></td></tr> <tr><td>Z</td><td></td></tr> <tr><td>W</td><td></td></tr> </table>	BR		AN		KL		GS		Z		W	
BR																
AN																
KL																
GS																
Z																
W																
 <p><b>ACTL034</b>                      -Hoekstuk voor middendichting                      -Coin pour joint central                      -Eckstück für Mitteldichtung                      -Corner for central gasket</p>	1	Stuk Pièce Stück Piece	TL010 TL011 TL012 TL030 TL031 TL032 TL040	<table border="1"> <tr><td>BR</td><td></td></tr> <tr><td>AN</td><td></td></tr> <tr><td>KL</td><td></td></tr> <tr><td>GS</td><td></td></tr> <tr><td>Z</td><td></td></tr> <tr><td>W</td><td></td></tr> </table>	BR		AN		KL		GS		Z		W	
BR																
AN																
KL																
GS																
Z																
W																

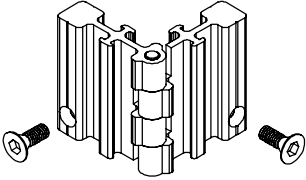

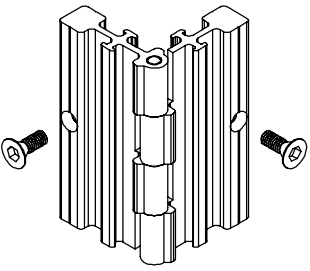


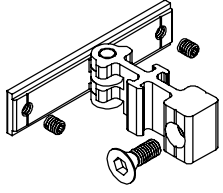

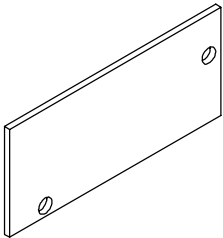
BR = BRUT - BRUT - ROH - BRUT  
 AN (X) = ANODISATIE - ANODISE - ELOXIERT - ANODISED  
 AN ( ) = GELAKT - LAQUE - LACKIERT - LACQUERED -- RAL9006M  
 KL = STANDAARDKLEUREN - COULEUR STANDARD - BASIS FARBEN - BASIC COLORS  
 GS = GEMOFFELD SPECIAAL - LAQUE SPECIAL - SPECIALFARBE - SPECIAL COLOR

GEREEDSCHAP - OUTILLAGE  
 WERKZEUG - TOOL  
 BEVESTIGING - FIXATION  
 BEFESTIGUNG - FIXATION





	Verp. per Emb. par Pack pr.	Eenheid Unité Einheit Unit	Toepassing Application Anwendung Application	Kleur Couleur Farbe Color												
 <p><b>ACTL054</b> -Stolpeindstuk -Embout maclair -Stulpendstück -Sealing double casement</p>	1	Set	TL040	<table border="1"> <tr><td>BR</td><td></td></tr> <tr><td>AN</td><td></td></tr> <tr><td>KL</td><td></td></tr> <tr><td>GS</td><td></td></tr> <tr><td>Z</td><td>X</td></tr> <tr><td>W</td><td>X</td></tr> </table>	BR		AN		KL		GS		Z	X	W	X
BR																
AN																
KL																
GS																
Z	X															
W	X															
 <p><b>ACTL055</b> -Stolpeindstuk -Embout maclair -Stulpendstück -Sealing double casement</p>	1	Set	TL041	<table border="1"> <tr><td>BR</td><td></td></tr> <tr><td>AN</td><td></td></tr> <tr><td>KL</td><td></td></tr> <tr><td>GS</td><td></td></tr> <tr><td>Z</td><td>X</td></tr> <tr><td>W</td><td>X</td></tr> </table>	BR		AN		KL		GS		Z	X	W	X
BR																
AN																
KL																
GS																
Z	X															
W	X															
 <p><b>ACTL091</b> -Bevestigingsplaat -Contre-plaque -Befestigungsplatte -Fastening plate</p>	1	Stuk Pièce Stück Piece	TL091	<table border="1"> <tr><td>BR</td><td></td></tr> <tr><td>AN</td><td></td></tr> <tr><td>KL</td><td></td></tr> <tr><td>GS</td><td></td></tr> <tr><td>Z</td><td></td></tr> <tr><td>W</td><td></td></tr> </table>	BR		AN		KL		GS		Z		W	
BR																
AN																
KL																
GS																
Z																
W																
 <p><b>ACTL110</b> -Variabele hoek voor binnenste kamer -Clame variable pour chambre intérieure -Verstellbare Eckverbinder für innere kammer -Adjustable bracket for inside chamber</p> <p>X=15mm Y=20mm</p> <p> ACVL150 -</p>	1	Stuk Pièce Stück Piece	TL010 TL110	<table border="1"> <tr><td>BR</td><td></td></tr> <tr><td>AN</td><td></td></tr> <tr><td>KL</td><td></td></tr> <tr><td>GS</td><td></td></tr> <tr><td>Z</td><td></td></tr> <tr><td>W</td><td></td></tr> </table>	BR		AN		KL		GS		Z		W	
BR																
AN																
KL																
GS																
Z																
W																
 <p><b>ACTL111</b> -Variabele hoek voor binnenste kamer -Clame variable pour chambre intérieure -Verstellbare Eckverbinder für innere kammer -Adjustable bracket for inside chamber</p> <p>X=15mm Y=28mm</p> <p> ACVL150 -</p>	1	Stuk Pièce Stück Piece	TL020	<table border="1"> <tr><td>BR</td><td></td></tr> <tr><td>AN</td><td></td></tr> <tr><td>KL</td><td></td></tr> <tr><td>GS</td><td></td></tr> <tr><td>Z</td><td></td></tr> <tr><td>W</td><td></td></tr> </table>	BR		AN		KL		GS		Z		W	
BR																
AN																
KL																
GS																
Z																
W																




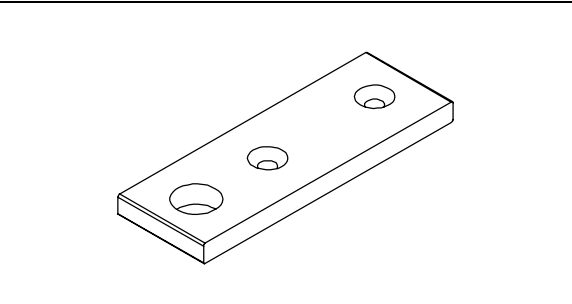


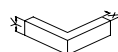
		Verp. per Emb. par Pack pr. Pack pr.	Eenheid Unit Einheit Unit	Toepassing Application Anwendung Application	Kleur Couleur Farbe Color											
 <p><b>ACTL112</b> -Variabele hoek voor buitenste kamer -Clame variable pour chambre extérieure -Verstelbare Eckverbinder für aussere kammer -Adjustable bracket for outside chamber</p> <p><b>X=15mm Y=55mm</b></p>  <b>ACVL150</b>	1	Stuk Pièce Stück Piece	TL019	<table border="1"> <tr><td>BR</td><td></td></tr> <tr><td>AN</td><td></td></tr> <tr><td>KL</td><td></td></tr> <tr><td>GS</td><td></td></tr> <tr><td>Z</td><td></td></tr> <tr><td>W</td><td></td></tr> </table>	BR		AN		KL		GS		Z		W	
BR																
AN																
KL																
GS																
Z																
W																
 <p><b>ACTL113</b> -Variabele hoek voor buitenste kamer -Clame variable pour chambre extérieure -Verstelbare Eckverbinder für aussere kammer -Adjustable bracket for outside chamber</p> <p><b>X=15mm Y=96mm</b></p>  <b>ACVL150</b>	1	Stuk Pièce Stück Piece	TL119	<table border="1"> <tr><td>BR</td><td></td></tr> <tr><td>AN</td><td></td></tr> <tr><td>KL</td><td></td></tr> <tr><td>GS</td><td></td></tr> <tr><td>Z</td><td></td></tr> <tr><td>W</td><td></td></tr> </table>	BR		AN		KL		GS		Z		W	
BR																
AN																
KL																
GS																
Z																
W																
 <p><b>ACTL119A</b> -Pershoek voor buitenste kamer -Clame à presser pour chambre extérieure -Eckverbinder stanbaar für aussere Kammer -Clamping corner for outside chamber</p> <p><b>X=15mm Y=96mm</b></p>	1	Stuk Pièce Stück Piece	TL119	<table border="1"> <tr><td>BR</td><td></td></tr> <tr><td>AN</td><td></td></tr> <tr><td>KL</td><td></td></tr> <tr><td>GS</td><td></td></tr> <tr><td>Z</td><td></td></tr> <tr><td>W</td><td></td></tr> </table>	BR		AN		KL		GS		Z		W	
BR																
AN																
KL																
GS																
Z																
W																
 <p><b>ACTL130</b> -Variabele T-verbinding voor binnenste kamer -Assemblage T-variable pour chambre intérieure -Verstelbare T-verbinder für innere kammer -Adjustable connecting bracket for inside chamber</p> <p><b>X=15mm Y=20mm</b></p>  <b>ACVG65 - ACVL150</b>	1	Stuk Pièce Stück Piece	TL030	<table border="1"> <tr><td>BR</td><td></td></tr> <tr><td>AN</td><td></td></tr> <tr><td>KL</td><td></td></tr> <tr><td>GS</td><td></td></tr> <tr><td>Z</td><td></td></tr> <tr><td>W</td><td></td></tr> </table>	BR		AN		KL		GS		Z		W	
BR																
AN																
KL																
GS																
Z																
W																
 <p><b>ACTL157</b> -Eindplaat -Plaque -Endstück -Endpiece</p>	1	Stuk Pièce Stück Piece	TL057	<table border="1"> <tr><td>BR</td><td></td></tr> <tr><td>AN</td><td></td></tr> <tr><td>KL</td><td></td></tr> <tr><td>GS</td><td></td></tr> <tr><td>Z</td><td></td></tr> <tr><td>W</td><td></td></tr> </table>	BR		AN		KL		GS		Z		W	
BR																
AN																
KL																
GS																
Z																
W																

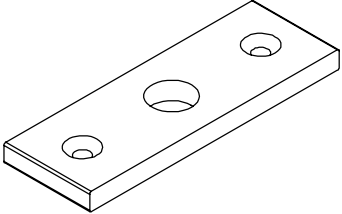

BR = BRUT - BRUT - ROH - BRUT  
 AN (X) = ANODISATIE - ANODISE - ELOXIERT - ANODISED  
 AN ( ) = GELAKT - LAQUE - LACKIERT - LACQUERED -- RAL9006M  
 KL = STANDAARDKLEUREN - COULEUR STANDARD - BASIS FARBEN - BASIC COLORS  
 GS = GEMOFFELD SPECIAAL - LAQUE SPECIAL - SPECIALFARBE - SPECIAL COLOR

 GEREEDSCHAP - OUTILLAGE  
 WERKZEUG - TOOL  
 BEVESTIGING - FIXATION  
 BEFESTIGUNG - FIXATION



		Verp. per Emb. par Pack pr.	Einheid Unité Einheit Unit	Toepassing Application Anwendung Application	Kleur Couleur Farbe Color												
	<p><b>ACTL200</b></p> <ul style="list-style-type: none"> <li>-Deurscharnier</li> <li>-Charnière de porte</li> <li>-Türband</li> <li>-Doorhinge</li> </ul>	1	Stuk Pièce Stück Pièce	TL219 TL224  TL218 TL225	<table border="1"> <tr><td>BR</td><td></td></tr> <tr><td>AN</td><td>X</td></tr> <tr><td>KL</td><td>X</td></tr> <tr><td>GS</td><td>X</td></tr> <tr><td>Z</td><td></td></tr> <tr><td>W</td><td></td></tr> </table>	BR		AN	X	KL	X	GS	X	Z		W	
BR																	
AN	X																
KL	X																
GS	X																
Z																	
W																	
	<p><b>ACTL202</b></p> <ul style="list-style-type: none"> <li>-Inklembare tweedelige deurscharnier</li> <li>-Charnière de porte encastrable 2 lames</li> <li>-Klembar Türband 2 teilig</li> <li>-Doorhinge clampable 2 parts</li> </ul>	1	Stuk Pièce Stück Pièce	TL219 TL224  TL218 TL225	<table border="1"> <tr><td>BR</td><td></td></tr> <tr><td>AN</td><td>X</td></tr> <tr><td>KL</td><td>X</td></tr> <tr><td>GS</td><td>X</td></tr> <tr><td>Z</td><td></td></tr> <tr><td>W</td><td></td></tr> </table>	BR		AN	X	KL	X	GS	X	Z		W	
BR																	
AN	X																
KL	X																
GS	X																
Z																	
W																	
	<p><b>ACTL203</b></p> <ul style="list-style-type: none"> <li>-Inklembare scharnier driedelig</li> <li>-Paumelle 3 lames encastrable</li> <li>-Klembar Türband dreiteilig</li> <li>-Hinge clampable 3 parts</li> </ul>	1	Stuk Pièce Stück Pièce	TL219 TL224  TL218 TL225	<table border="1"> <tr><td>BR</td><td></td></tr> <tr><td>AN</td><td>X</td></tr> <tr><td>KL</td><td>X</td></tr> <tr><td>GS</td><td>X</td></tr> <tr><td>Z</td><td></td></tr> <tr><td>W</td><td></td></tr> </table>	BR		AN	X	KL	X	GS	X	Z		W	
BR																	
AN	X																
KL	X																
GS	X																
Z																	
W																	
	<p><b>ACTL204</b></p> <ul style="list-style-type: none"> <li>-Hoekscharnier</li> <li>-Paumelle d'angle</li> <li>-Angular eckband</li> <li>-Corner hinge</li> </ul>	1	Stuk Pièce Stück Pièce	TL037 TL225	<table border="1"> <tr><td>BR</td><td></td></tr> <tr><td>AN</td><td>X</td></tr> <tr><td>KL</td><td>X</td></tr> <tr><td>GS</td><td>X</td></tr> <tr><td>Z</td><td></td></tr> <tr><td>W</td><td></td></tr> </table>	BR		AN	X	KL	X	GS	X	Z		W	
BR																	
AN	X																
KL	X																
GS	X																
Z																	
W																	
	<p><b>ACTL212</b></p> <ul style="list-style-type: none"> <li>-Geleider voor ACVL127 (bij stangenslot)</li> <li>-Support pour ACVL127 (serrure à tringle)</li> <li>-Klotz für ACVL127 (Treibriegel)</li> <li>-Support for ACVL127 (door bolt)</li> </ul>	1	Stuk Pièce Stück Pièce	ACVL426	<table border="1"> <tr><td>BR</td><td></td></tr> <tr><td>AN</td><td></td></tr> <tr><td>KL</td><td></td></tr> <tr><td>GS</td><td></td></tr> <tr><td>Z</td><td></td></tr> <tr><td>W</td><td></td></tr> </table>	BR		AN		KL		GS		Z		W	
BR																	
AN																	
KL																	
GS																	
Z																	
W																	



		Verp. per Emb. par Pack pr. Pack pr.	Eenheid Unité Einheit Unit	Toepassing Application Anwendung Application	Kleur Couleur Farbe Color												
	<b>ACTL213</b> -Steunplaat -Support -Klotz -Support	1	Stuk Pièce Stück Pièce	ACVL127 ACVL426 ACVL432	<table border="1"> <tr><td>BR</td><td></td></tr> <tr><td>AN</td><td></td></tr> <tr><td>KL</td><td></td></tr> <tr><td>GS</td><td></td></tr> <tr><td>Z</td><td></td></tr> <tr><td>W</td><td></td></tr> </table>	BR		AN		KL		GS		Z		W	
BR																	
AN																	
KL																	
GS																	
Z																	
W																	
	<b>ACTL214</b> -Rondel -Rondelle -Ring -Ring	1	Stuk Pièce Stück Pièce	ACVL426 ACVL432	<table border="1"> <tr><td>BR</td><td></td></tr> <tr><td>AN</td><td></td></tr> <tr><td>KL</td><td></td></tr> <tr><td>GS</td><td></td></tr> <tr><td>Z</td><td></td></tr> <tr><td>W</td><td></td></tr> </table>	BR		AN		KL		GS		Z		W	
BR																	
AN																	
KL																	
GS																	
Z																	
W																	

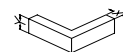
BR = BRUT - BRUT - ROH - BRUT  
 AN (X) = ANODISATIE - ANODISE - ELOXIERT - ANODISED  
 AN ( ) = GELAKT - LAQUE - LACKIERT - LACQUERED -- RAL9006M  
 KL = STANDAARDKLEUREN - COULEUR STANDARD - BASIS FARBEN -  
 BASIC COLORS  
 GS = GEMOFFELD SPECIAAL - LAQUE SPECIAL - SPECIALFARBE - SPE-  
 CIAL COLOR




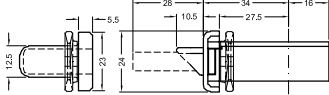

GEREEDSCHAP - OUTILLAGE  
 WERKZEUG - TOOL



BEVESTIGING - FIXATION  
 BEFESTIGUNG - FIXATION





	Verp. per Emb. par Pack pr.	Eenheid Unité Einheit Unit	Toepassing Application Anwendung Application	Kleur Couleur Farbe Color												
	1	Stuk Pièce Stück Piece	TL224 TL225	<table border="1" style="width: 100%; border-collapse: collapse;"> <tr> <td style="width: 50%; text-align: center;">BR</td> <td style="width: 50%;"></td> </tr> <tr> <td style="text-align: center;">AN</td> <td></td> </tr> <tr> <td style="text-align: center;">KL</td> <td></td> </tr> <tr> <td style="text-align: center;">GS</td> <td></td> </tr> <tr> <td style="text-align: center;">Z</td> <td></td> </tr> <tr> <td style="text-align: center;">W</td> <td></td> </tr> </table>	BR		AN		KL		GS		Z		W	
BR																
AN																
KL																
GS																
Z																
W																
<p><b>ACTL215</b></p> <ul style="list-style-type: none"> <li>-3 puntslot</li> <li>-Serrure à 3 points</li> <li>-Schloss für Dreifachsverriegelung</li> <li>-Lock with 3 points</li> </ul>  <p> <b>DIN7982 4.2x20</b></p>																

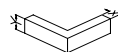
BR = BRUT - BRUT - ROH - BRUT  
 AN (X) = ANODISATIE - ANODISE - ELOXIERT - ANODISED  
 AN (■) = GELAKT - LAQUE - LACKIERT - LACQUERED -- RAL9006M  
 KL = STANDAARDKLEUREN - COULEUR STANDARD - BASIS FARBEN - BASIC COLORS  
 GS = GEMOFFELD SPECIAAL - LAQUE SPECIAL - SPECIALFARBE - SPECIAL COLOR


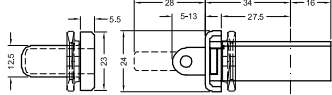



GEREEDSCHAP - OUTILLAGE  
 WERKZEUG - TOOL





BEVESTIGING - FIXATION  
 BEFESTIGUNG - FIXATION


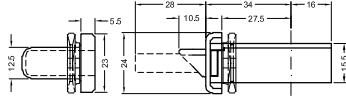

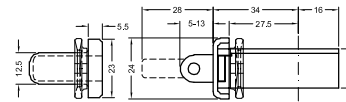
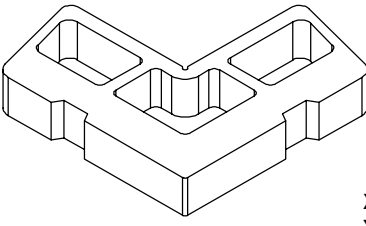
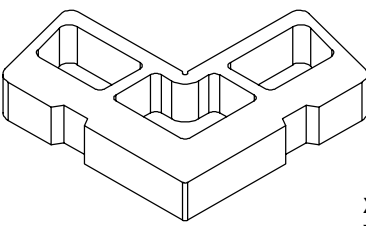
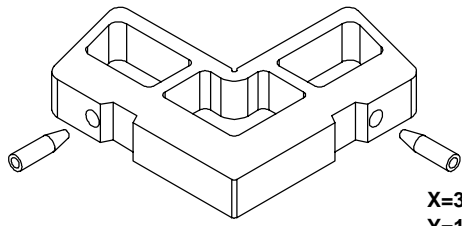



	Verp. per Emb. par Pack pr. Pack pr.	Eenheid Unité Einheit Unit	Toepassing Application Anwendung Application	Kleur Couleur Farbe Color												
 <p><b>ACTL216</b> -3 puntslot -Serrure à 3 points -Schloss für Dreifachsverriegelung -Lock with 3 points</p>  <p> <b>DIN7982 4.2x20</b></p>	1	Stuk Pièce Stück Piece	TL224 TL225	<table border="1"> <tr><td>BR</td><td></td></tr> <tr><td>AN</td><td></td></tr> <tr><td>KL</td><td></td></tr> <tr><td>GS</td><td></td></tr> <tr><td>Z</td><td></td></tr> <tr><td>W</td><td></td></tr> </table>	BR		AN		KL		GS		Z		W	
BR																
AN																
KL																
GS																
Z																
W																

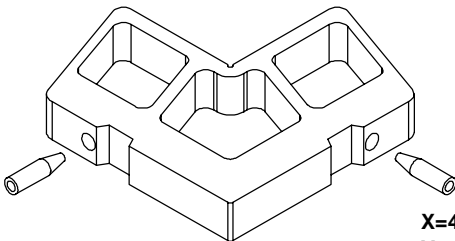

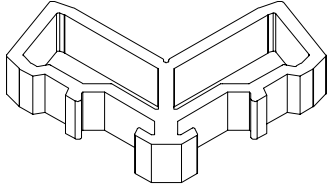
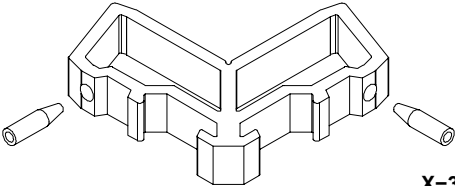

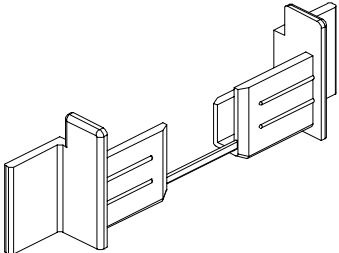
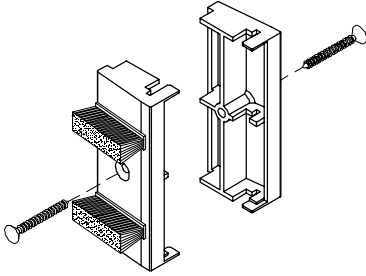
BR = BRUT - BRUT - ROH - BRUT  
 AN (X) = ANODISATIE - ANODISE - ELOXIERT - ANODISED  
 AN ( ) = GELAKT - LAQUE - LACKIERT - LACQUERED -- RAL9006M  
 KL = STANDAARDKLEUREN - COULEUR STANDARD - BASIS FARBEN - BASIC COLORS  
 GS = GEMOFFELD SPECIAAL - LAQUE SPECIAL - SPECIALFARBE - SPECIAL COLOR

 GEREEDSCHAP - OUTILLAGE  
 WERKZEUG - TOOL  
 BEVESTIGING - FIXATION  
 BEFESTIGUNG - FIXATION





		Verp. per Emb. par Pack pr.	Einheid Unité Einheit Unit	Toepassing Application Anwendung Application	Kleur Couleur Farbe Color												
	<p><b>ACTL217</b></p> <ul style="list-style-type: none"> <li>-Veiligheidsslot met pen</li> <li>-Serrure de sécurité à pêne</li> <li>-Sicherheitsschloss mit Falle</li> <li>-Security lock with pen</li> </ul> 	1	Stuk Pièce Stück Piece	TL224 TL225	<table border="1"> <tr><td>BR</td><td></td></tr> <tr><td>AN</td><td></td></tr> <tr><td>KL</td><td></td></tr> <tr><td>GS</td><td></td></tr> <tr><td>Z</td><td></td></tr> <tr><td>W</td><td></td></tr> </table>	BR		AN		KL		GS		Z		W	
BR																	
AN																	
KL																	
GS																	
Z																	
W																	
	<p><b>ACTL218</b></p> <ul style="list-style-type: none"> <li>-1 Puntslot met rol</li> <li>-Serrure 1 point avec rouleau</li> <li>-1 Punkt Schloss mit Rolle</li> <li>-Lock with roll</li> </ul> 	1	Stuk Pièce Stück Piece	TL224 TL225	<table border="1"> <tr><td>BR</td><td></td></tr> <tr><td>AN</td><td></td></tr> <tr><td>KL</td><td></td></tr> <tr><td>GS</td><td></td></tr> <tr><td>Z</td><td></td></tr> <tr><td>W</td><td></td></tr> </table>	BR		AN		KL		GS		Z		W	
BR																	
AN																	
KL																	
GS																	
Z																	
W																	
	<p><b>ACTL220A</b></p> <ul style="list-style-type: none"> <li>-Pershoek voor buitenste kamer</li> <li>-Clame à presser pour chambre extérieure</li> <li>-Eckverbinder stanbar für aussere Kammer</li> <li>-Clamping corner for outside chamber</li> </ul> <p><b>X=36mm Y=12mm</b></p>	1	Stuk Pièce Stück Piece	TL224 TL225	<table border="1"> <tr><td>BR</td><td></td></tr> <tr><td>AN</td><td></td></tr> <tr><td>KL</td><td></td></tr> <tr><td>GS</td><td></td></tr> <tr><td>Z</td><td></td></tr> <tr><td>W</td><td></td></tr> </table>	BR		AN		KL		GS		Z		W	
BR																	
AN																	
KL																	
GS																	
Z																	
W																	
	<p><b>ACTL220B</b></p> <ul style="list-style-type: none"> <li>-Pershoek voor binnenste kamer</li> <li>-Clame à presser pour chambre intérieure</li> <li>-Eckverbinder stanbar für innere Kammer</li> <li>-Clamping corner for inside chamber</li> </ul> <p><b>X=45mm Y=12mm</b></p>	1	Stuk Pièce Stück Piece	TL224 TL225	<table border="1"> <tr><td>BR</td><td></td></tr> <tr><td>AN</td><td></td></tr> <tr><td>KL</td><td></td></tr> <tr><td>GS</td><td></td></tr> <tr><td>Z</td><td></td></tr> <tr><td>W</td><td></td></tr> </table>	BR		AN		KL		GS		Z		W	
BR																	
AN																	
KL																	
GS																	
Z																	
W																	
	<p><b>ACTL221A</b></p> <ul style="list-style-type: none"> <li>-Stifhoek buitenste kamer</li> <li>-Equerre à goupiller pour chambre extérieure</li> <li>-Verstiftbare eckwinkel für aussere kammer</li> <li>-Corner bracket with pin for outside chamber</li> </ul> <p><b>X=36mm Y=12mm</b></p>  <b>ACDV235</b>	1	Stuk Pièce Stück Piece	TL224 TL225	<table border="1"> <tr><td>BR</td><td></td></tr> <tr><td>AN</td><td></td></tr> <tr><td>KL</td><td></td></tr> <tr><td>GS</td><td></td></tr> <tr><td>Z</td><td></td></tr> <tr><td>W</td><td></td></tr> </table>	BR		AN		KL		GS		Z		W	
BR																	
AN																	
KL																	
GS																	
Z																	
W																	


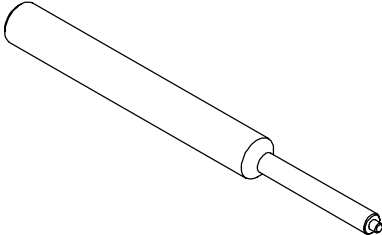





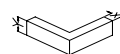
		Verp. per Emb. par Pack pr. Pack pr.	Eenheid Unité Einheit Unit	Toepassing Application Anwendung Application	Kleur Couleur Farbe Color											
 <p><b>ACTL221B</b> -Stifthoek binnenste kamer -Equerre à goupiller pour chambre intérieure -Verstiftbare eckwinkel für innere kammer -Corner bracket with pin for inside chamber</p> <p><b>X=45mm</b> <b>Y=12mm</b></p>  <b>ACDV235</b>	1	Stuk Pièce Stück Pièce	TL224 TL225	<table border="1"> <tr><td>BR</td><td></td></tr> <tr><td>AN</td><td></td></tr> <tr><td>KL</td><td></td></tr> <tr><td>GS</td><td></td></tr> <tr><td>Z</td><td></td></tr> <tr><td>W</td><td></td></tr> </table>	BR		AN		KL		GS		Z		W	
BR																
AN																
KL																
GS																
Z																
W																
 <p><b>ACTL222</b> -Pershoek -Clame à presser -Eckverbinder stanzbar -Clamping corner</p> <p><b>X=30mm</b> <b>Y=12mm</b></p>	1	Stuk Pièce Stück Pièce	TL214	<table border="1"> <tr><td>BR</td><td></td></tr> <tr><td>AN</td><td></td></tr> <tr><td>KL</td><td></td></tr> <tr><td>GS</td><td></td></tr> <tr><td>Z</td><td></td></tr> <tr><td>W</td><td></td></tr> </table>	BR		AN		KL		GS		Z		W	
BR																
AN																
KL																
GS																
Z																
W																
 <p><b>ACTL223</b> -Stifthoek -Equerre à goupiller -Verstiftbare eckwinkel -Corner bracket with pin</p> <p><b>X=30mm</b> <b>Y=12mm</b></p>  <b>ACDV235</b>	1	Stuk Pièce Stück Pièce	TL214	<table border="1"> <tr><td>BR</td><td></td></tr> <tr><td>AN</td><td></td></tr> <tr><td>KL</td><td></td></tr> <tr><td>GS</td><td></td></tr> <tr><td>Z</td><td></td></tr> <tr><td>W</td><td></td></tr> </table>	BR		AN		KL		GS		Z		W	
BR																
AN																
KL																
GS																
Z																
W																
 <p><b>ACTL224</b> -Sluistukjes voor dubbele deur -Pièce d'étanchéité pour porte double -Tür Abschluss für 2 Flügel -Closer section for double door</p>	1	Set	TL224 TL225	<table border="1"> <tr><td>BR</td><td></td></tr> <tr><td>AN</td><td></td></tr> <tr><td>KL</td><td></td></tr> <tr><td>GS</td><td></td></tr> <tr><td>Z</td><td>X</td></tr> <tr><td>W</td><td>X</td></tr> </table>	BR		AN		KL		GS		Z	X	W	X
BR																
AN																
KL																
GS																
Z	X															
W	X															
 <p><b>ACTL225</b> -Sluistukjes voor deur -Pièce d'étanchéité pour porte -Tür Abschluss für Tür -Closer section for door</p>	1	Set	TL224 TL225	<table border="1"> <tr><td>BR</td><td></td></tr> <tr><td>AN</td><td></td></tr> <tr><td>KL</td><td></td></tr> <tr><td>GS</td><td></td></tr> <tr><td>Z</td><td>X</td></tr> <tr><td>W</td><td>X</td></tr> </table>	BR		AN		KL		GS		Z	X	W	X
BR																
AN																
KL																
GS																
Z	X															
W	X															





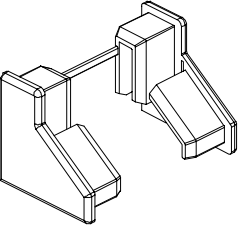
BR = BRUT - BRUT - ROH - BRUT  
 AN (X) = ANODISATIE - ANODISE - ELOXIERT - ANODISED  
 AN ( ) = GELAKT - LAQUE - LACKIERT - LACQUERED -- RAL9006M  
 KL = STANDAARDKLEUREN - COULEUR STANDARD - BASIS FARBEN - BASIC COLORS  
 GS = GEMOFFELD SPECIAAL - LAQUE SPECIAL - SPECIALFARBE - SPECIAL COLOR

 GEREEDSCHAP - OUTILLAGE  
 WERKZEUG - TOOL  
 BEVESTIGING - FIXATION  
 BEFESTIGUNG - FIXATION



		Verp. per Emb. par Pack pr.	Eenheid Unité Einheit Unit	Toepassing Application Anwendung Application	Kleur Couleur Farbe Color												
	<b>ACTL232</b> -Aanslagdichting deuren -Joint pour portes -Flügelichtung Türen -Gasket for doors	100	m		<table border="1"> <tr><td>BR</td><td></td></tr> <tr><td>AN</td><td></td></tr> <tr><td>KL</td><td></td></tr> <tr><td>GS</td><td></td></tr> <tr><td>Z</td><td></td></tr> <tr><td>W</td><td></td></tr> </table>	BR		AN		KL		GS		Z		W	
BR																	
AN																	
KL																	
GS																	
Z																	
W																	
	<b>ACTL235</b> -Doorslag voor TL deur -Poinçon pour TL porte -Schlagdorn für TL Tür -Pin punch for TL door	1	Stuk Pièce Stück Piece		<table border="1"> <tr><td>BR</td><td></td></tr> <tr><td>AN</td><td></td></tr> <tr><td>KL</td><td></td></tr> <tr><td>GS</td><td></td></tr> <tr><td>Z</td><td></td></tr> <tr><td>W</td><td></td></tr> </table>	BR		AN		KL		GS		Z		W	
BR																	
AN																	
KL																	
GS																	
Z																	
W																	
	<b>ACTL240</b> -Steunlat voor automatische tochttafluiters -Support latte pour joint bas de porte automatique -Stütze latte für automatische Türdichtung -Support lath for self operating threshold	1	Stuk Pièce Stück Piece	ACTL244 ACTL245 ACTL246 ACTL247 ACTL248 ACTL249	<table border="1"> <tr><td>BR</td><td></td></tr> <tr><td>AN</td><td></td></tr> <tr><td>KL</td><td></td></tr> <tr><td>GS</td><td></td></tr> <tr><td>Z</td><td></td></tr> <tr><td>W</td><td></td></tr> </table>	BR		AN		KL		GS		Z		W	
BR																	
AN																	
KL																	
GS																	
Z																	
W																	
	<b>ACTL244</b> -Automatische tochttafluiters 730mm -Joint bas de porte automatique 730mm -Automatische Türdichtung 730mm -Self operating threshold 730mm	1	Stuk Pièce Stück Piece	TL224 TL225	<table border="1"> <tr><td>BR</td><td></td></tr> <tr><td>AN</td><td></td></tr> <tr><td>KL</td><td></td></tr> <tr><td>GS</td><td></td></tr> <tr><td>Z</td><td></td></tr> <tr><td>W</td><td></td></tr> </table>	BR		AN		KL		GS		Z		W	
BR																	
AN																	
KL																	
GS																	
Z																	
W																	
	<b>ACTL245</b> -Automatische tochttafluiters 830mm -Joint bas de porte automatique 830mm -Automatische Türdichtung 830mm -Self operating threshold 830mm	1	Stuk Pièce Stück Piece	TL224 TL225	<table border="1"> <tr><td>BR</td><td></td></tr> <tr><td>AN</td><td></td></tr> <tr><td>KL</td><td></td></tr> <tr><td>GS</td><td></td></tr> <tr><td>Z</td><td></td></tr> <tr><td>W</td><td></td></tr> </table>	BR		AN		KL		GS		Z		W	
BR																	
AN																	
KL																	
GS																	
Z																	
W																	

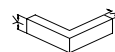


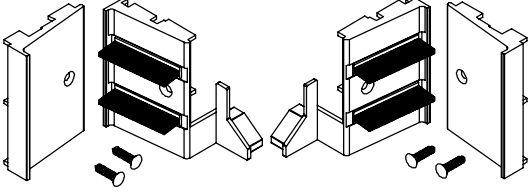


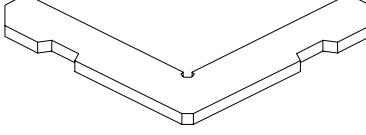
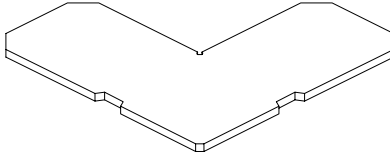
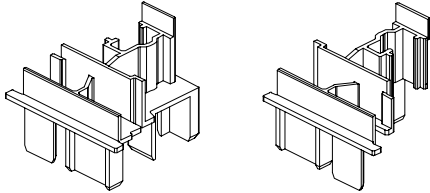

		Verp. per Emb. par Pack pr. Pack pr.	Eenheid Unité Einheit Unit	Toepassing Application Anwendung Application	Kleur Couleur Farbe Color												
	<b>ACTL246</b> -Automatische tochttafsluiter 930mm -Joint bas de porte automatique 930mm -Automatische Türdichtung 930mm -Self operating threshold 930mm	1	Stuk Pièce Stück Piece	TL224 TL225	<table border="1"> <tr><td>BR</td><td></td></tr> <tr><td>AN</td><td></td></tr> <tr><td>KL</td><td></td></tr> <tr><td>GS</td><td></td></tr> <tr><td>Z</td><td></td></tr> <tr><td>W</td><td></td></tr> </table>	BR		AN		KL		GS		Z		W	
BR																	
AN																	
KL																	
GS																	
Z																	
W																	
	<b>ACTL247</b> -Automatische tochttafsluiter 1030mm -Joint bas de porte automatique 1030mm -Automatische Türdichtung 1030mm -Self operating threshold 1030mm	1	Stuk Pièce Stück Piece	TL224 TL225	<table border="1"> <tr><td>BR</td><td></td></tr> <tr><td>AN</td><td></td></tr> <tr><td>KL</td><td></td></tr> <tr><td>GS</td><td></td></tr> <tr><td>Z</td><td></td></tr> <tr><td>W</td><td></td></tr> </table>	BR		AN		KL		GS		Z		W	
BR																	
AN																	
KL																	
GS																	
Z																	
W																	
	<b>ACTL248</b> -Automatische tochttafsluiter 1130mm -Joint bas de porte automatique 1130mm -Automatische Türdichtung 1130mm -Self operating threshold 1130mm	1	Stuk Pièce Stück Piece	TL224 TL225	<table border="1"> <tr><td>BR</td><td></td></tr> <tr><td>AN</td><td></td></tr> <tr><td>KL</td><td></td></tr> <tr><td>GS</td><td></td></tr> <tr><td>Z</td><td></td></tr> <tr><td>W</td><td></td></tr> </table>	BR		AN		KL		GS		Z		W	
BR																	
AN																	
KL																	
GS																	
Z																	
W																	
	<b>ACTL249</b> -Automatische tochttafsluiter 1230mm -Joint bas de porte automatique 1230mm -Automatische Türdichtung 1230mm -Self operating threshold 1230mm	1	Stuk Pièce Stück Piece	TL224 TL225	<table border="1"> <tr><td>BR</td><td></td></tr> <tr><td>AN</td><td></td></tr> <tr><td>KL</td><td></td></tr> <tr><td>GS</td><td></td></tr> <tr><td>Z</td><td></td></tr> <tr><td>W</td><td></td></tr> </table>	BR		AN		KL		GS		Z		W	
BR																	
AN																	
KL																	
GS																	
Z																	
W																	
	<b>ACTL291</b> -Eindkapjes -Embout -Endstück -Sealing sill member	1	Set	TL291	<table border="1"> <tr><td>BR</td><td></td></tr> <tr><td>AN</td><td></td></tr> <tr><td>KL</td><td></td></tr> <tr><td>GS</td><td></td></tr> <tr><td>Z</td><td>X</td></tr> <tr><td>W</td><td>X</td></tr> </table>	BR		AN		KL		GS		Z	X	W	X
BR																	
AN																	
KL																	
GS																	
Z	X																
W	X																

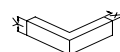
BR = BRUT - BRUT - ROH - BRUT  
 AN (X) = ANODISATIE - ANODISE - ELOXIERT - ANODISED  
 AN ( ) = GELAKT - LAQUE - LACKIERT - LACQUERED -- RAL9006M  
 KL = STANDAARDKLEUREN - COULEUR STANDARD - BASIS FARBEN -  
 BASIC COLORS  
 GS = GEMOFFELD SPECIAAL - LAQUE SPECIAL - SPECIALFARBE - SPE-  
 CIAL COLOR









GEREEDSCHAP - OUTILLAGE  
 WERKZEUG - TOOL  
 BEVESTIGING - FIXATION  
 BEFESTIGUNG - FIXATION





		Verp. per Emb. par Pack pr. Pack pr.	Einheid Unité Einheit Unit	Toepassing Application Anwendung Application	Kleur Couleur Farbe Color												
	<p><b>ACTL443</b></p> <ul style="list-style-type: none"> <li>-Sluitstukjes voor enkele deur</li> <li>-Pièce d'étanchéité pour porte simple</li> <li>-Türabschlüss f'r 1 flügel</li> <li>-Closer section for single door</li> </ul> <p>  <b>ACVG65</b>   <b>ACVL150</b> </p>	1	set	TL023	<table border="1"> <tr><td>BR</td><td></td></tr> <tr><td>AN</td><td></td></tr> <tr><td>KL</td><td></td></tr> <tr><td>GS</td><td></td></tr> <tr><td>Z</td><td></td></tr> <tr><td>W</td><td></td></tr> </table>	BR		AN		KL		GS		Z		W	
BR																	
AN																	
KL																	
GS																	
Z																	
W																	
 <p><b>X=14mm</b> <b>Y=3mm</b></p>	<p><b>ACTL720A</b></p> <ul style="list-style-type: none"> <li>-Pershoek voor buitenste kamer</li> <li>-Clame à presser pour chambre extérieure</li> <li>-Eckverbinder stanbar für aussere Kammer</li> <li>-Clamping corner for outside chamber</li> </ul>	1	Stuk Pièce Stück Piece	TL720	<table border="1"> <tr><td>BR</td><td></td></tr> <tr><td>AN</td><td></td></tr> <tr><td>KL</td><td></td></tr> <tr><td>GS</td><td></td></tr> <tr><td>Z</td><td></td></tr> <tr><td>W</td><td></td></tr> </table>	BR		AN		KL		GS		Z		W	
BR																	
AN																	
KL																	
GS																	
Z																	
W																	
 <p><b>X=44mm</b> <b>Y=3mm</b></p>	<p><b>ACTL723A</b></p> <ul style="list-style-type: none"> <li>-Pershoek voor buitenste kamer</li> <li>-Clame à presser pour chambre extérieure</li> <li>-Eckverbinder stanbar für aussere Kammer</li> <li>-Clamping corner for outside chamber</li> </ul>	1	Stuk Pièce Stück Piece	TL723	<table border="1"> <tr><td>BR</td><td></td></tr> <tr><td>AN</td><td></td></tr> <tr><td>KL</td><td></td></tr> <tr><td>GS</td><td></td></tr> <tr><td>Z</td><td></td></tr> <tr><td>W</td><td></td></tr> </table>	BR		AN		KL		GS		Z		W	
BR																	
AN																	
KL																	
GS																	
Z																	
W																	
	<p><b>ACTL754</b></p> <ul style="list-style-type: none"> <li>-Stolpeindstuk</li> <li>-Embout mauclair</li> <li>-Stülpendstück</li> <li>-Sealing double casement</li> </ul>	1	Set	TL740	<table border="1"> <tr><td>BR</td><td></td></tr> <tr><td>AN</td><td></td></tr> <tr><td>KL</td><td></td></tr> <tr><td>GS</td><td></td></tr> <tr><td>Z</td><td>X</td></tr> <tr><td>W</td><td>X</td></tr> </table>	BR		AN		KL		GS		Z	X	W	X
BR																	
AN																	
KL																	
GS																	
Z	X																
W	X																
 <p><b>X=15mm</b> <b>Y=18mm</b></p>	<p><b>ACDV12</b></p> <ul style="list-style-type: none"> <li>-Pershoek voor binnenste kamer</li> <li>-Clame à presser pour chambre intérieure</li> <li>-Eckverbinder stanbar für innere kammer</li> <li>-Clamping corner for inside chamber</li> </ul>	1 24	Stuk Pièce Stück Piece	TL218	<table border="1"> <tr><td>BR</td><td></td></tr> <tr><td>AN</td><td></td></tr> <tr><td>KL</td><td></td></tr> <tr><td>GS</td><td></td></tr> <tr><td>Z</td><td></td></tr> <tr><td>W</td><td></td></tr> </table>	BR		AN		KL		GS		Z		W	
BR																	
AN																	
KL																	
GS																	
Z																	
W																	








		Verp. per Emb. par Pack pr. Pack pr.	Eenheid Unité Einheit Unit	Toepassing Application Anwendung Application	Kleur Couleur Farbe Color												
 <p>X=15mm Y=18mm</p>	<p><b>ACDV13</b></p> <ul style="list-style-type: none"> <li>-Stifthoek voor binnenste kamer</li> <li>-Clame à goupiller pour chambre intérieure</li> <li>-Eckverbinder verstiftet für innere kammer</li> <li>-Square bracket for inside chamber</li> </ul> <p> <b>ACDV235</b></p>	1 24	Stuk Pièce Stück Pièce	TL218	<table border="1"> <tr><td>BR</td><td></td></tr> <tr><td>AN</td><td></td></tr> <tr><td>KL</td><td></td></tr> <tr><td>GS</td><td></td></tr> <tr><td>Z</td><td></td></tr> <tr><td>W</td><td></td></tr> </table>	BR		AN		KL		GS		Z		W	
BR																	
AN																	
KL																	
GS																	
Z																	
W																	
	<p><b>ACFA042</b></p> <ul style="list-style-type: none"> <li>-Bijkomend sluitpunt "H" O.R.</li> <li>-Point de verrouillage sup "H" O.F.</li> <li>-Mittelverschluss "H" D.F.</li> <li>- Adjusting lock plate "H" C.W.</li> </ul>	1 50	Stuk Pièce Stück Pièce		<table border="1"> <tr><td>BR</td><td></td></tr> <tr><td>AN</td><td></td></tr> <tr><td>KL</td><td></td></tr> <tr><td>GS</td><td></td></tr> <tr><td>Z</td><td></td></tr> <tr><td>W</td><td></td></tr> </table>	BR		AN		KL		GS		Z		W	
BR																	
AN																	
KL																	
GS																	
Z																	
W																	
	<p><b>ACFA050</b></p> <ul style="list-style-type: none"> <li>-Set sluitpunten onder + boven OR</li> <li>-Points de verrouillage sup. + inf. OF</li> <li>-Riegelstücke zum einklemmen DF</li> <li>-Adjusting lock plates CW</li> </ul>	1 50	Stuk Pièce Stück Pièce		<table border="1"> <tr><td>BR</td><td></td></tr> <tr><td>AN</td><td></td></tr> <tr><td>KL</td><td></td></tr> <tr><td>GS</td><td></td></tr> <tr><td>Z</td><td></td></tr> <tr><td>W</td><td></td></tr> </table>	BR		AN		KL		GS		Z		W	
BR																	
AN																	
KL																	
GS																	
Z																	
W																	
	<p><b>ACFA051</b></p> <ul style="list-style-type: none"> <li>-Oplopblokje</li> <li>-Patin</li> <li>-Auflaufstück</li> <li>-Sloped block</li> </ul>	1 50	Stuk Pièce Stück Pièce		<table border="1"> <tr><td>BR</td><td></td></tr> <tr><td>AN</td><td></td></tr> <tr><td>KL</td><td></td></tr> <tr><td>GS</td><td></td></tr> <tr><td>Z</td><td></td></tr> <tr><td>W</td><td></td></tr> </table>	BR		AN		KL		GS		Z		W	
BR																	
AN																	
KL																	
GS																	
Z																	
W																	
	<p><b>ACFA055</b></p> <ul style="list-style-type: none"> <li>-Stolpsluiting dubbele vleugel</li> <li>-Verrouillage double ouvrant</li> <li>-Zentralverschluss stulpfenster</li> <li>-Central closure double casement</li> </ul>	1 10	Stuk Pièce Stück Pièce		<table border="1"> <tr><td>BR</td><td></td></tr> <tr><td>AN</td><td></td></tr> <tr><td>KL</td><td></td></tr> <tr><td>GS</td><td></td></tr> <tr><td>Z</td><td></td></tr> <tr><td>W</td><td></td></tr> </table>	BR		AN		KL		GS		Z		W	
BR																	
AN																	
KL																	
GS																	
Z																	
W																	

BR = BRUT - BRUT - ROH - BRUT  
 AN (X) = ANODISATIE - ANODISE - ELOXIERT - ANODISED  
 AN ( ) = GELAKT - LAQUE - LACKIERT - LACQUERED -- RAL9006M  
 KL = STANDAARDKLEUREN - COULEUR STANDARD - BASIS FARBEN -  
 BASIC COLORS  
 GS = GEMOFFELD SPECIAAL - LAQUE SPECIAL - SPECIALFARBE - SPE-  
 CIAL COLOR






 GEREEDSCHAP - OUTILLAGE  
 WERKZEUG - TOOL  
 BEVESTIGING - FIXATION  
 BEFESTIGUNG - FIXATION







		Verp. per Emb. par Pack pr.	Einheid Unité Einheit Unit	Toepassing Application Anwendung Application	Kleur Couleur Farbe Color												
	<p><b>ACFA056</b></p> <p>-Stopsluiting dubbele vleugel met bijkomend sluitp "B" -Verrouillage double ouvrant avec point de v. sup "L" -Zentralverschluss stulpfenster mit mittelv "B" -Central closure double casement with adj. lockpl. "W"</p>	1 10	Stuk Pièce Stück Pièce		<table border="1"> <tr><td>BR</td><td></td></tr> <tr><td>AN</td><td></td></tr> <tr><td>KL</td><td></td></tr> <tr><td>GS</td><td></td></tr> <tr><td>Z</td><td></td></tr> <tr><td>W</td><td></td></tr> </table>	BR		AN		KL		GS		Z		W	
BR																	
AN																	
KL																	
GS																	
Z																	
W																	
	<p><b>ACFA061</b></p> <p>-Schaar kipdraai 402-750mm -Compas manoeuvre logique 402-750mm -Axeur kiepdreh 402-750mm -Arms for tilt befor turn 402-750mm</p>	1 10	Stuk Pièce Stück Pièce		<table border="1"> <tr><td>BR</td><td></td></tr> <tr><td>AN</td><td></td></tr> <tr><td>KL</td><td></td></tr> <tr><td>GS</td><td></td></tr> <tr><td>Z</td><td></td></tr> <tr><td>W</td><td></td></tr> </table>	BR		AN		KL		GS		Z		W	
BR																	
AN																	
KL																	
GS																	
Z																	
W																	
	<p><b>ACFA062</b></p> <p>-Schaar kipdraai 562-1200mm -Compas manoeuvre logique 562-1200mm -Axeur kiepdreh 562-1200mm -Arms for tilt befor turn 562-1200mm</p>	1 10	Stuk Pièce Stück Pièce		<table border="1"> <tr><td>BR</td><td></td></tr> <tr><td>AN</td><td></td></tr> <tr><td>KL</td><td></td></tr> <tr><td>GS</td><td></td></tr> <tr><td>Z</td><td></td></tr> <tr><td>W</td><td></td></tr> </table>	BR		AN		KL		GS		Z		W	
BR																	
AN																	
KL																	
GS																	
Z																	
W																	
	<p><b>ACFA063</b></p> <p>-Schaar kipdraai 816-1700mm -Compas manoeuvre logique 816-1700mm -Axeur kiepdreh 816-1700mm -Arms for tilt befor turn 816-1700mm</p>	1 10	Stuk Pièce Stück Pièce		<table border="1"> <tr><td>BR</td><td></td></tr> <tr><td>AN</td><td></td></tr> <tr><td>KL</td><td></td></tr> <tr><td>GS</td><td></td></tr> <tr><td>Z</td><td></td></tr> <tr><td>W</td><td></td></tr> </table>	BR		AN		KL		GS		Z		W	
BR																	
AN																	
KL																	
GS																	
Z																	
W																	
	<p><b>ACFA065</b></p> <p>-Bijkomend sluitpunt breedte voor kipdraai -Verrouillage sup. L pour manoeuvre logique -Mittelverschluss B fur kipdreh -Additional lock point W for tilt befor turn</p>	1	Stuk Pièce Stück Pièce		<table border="1"> <tr><td>BR</td><td></td></tr> <tr><td>AN</td><td></td></tr> <tr><td>KL</td><td></td></tr> <tr><td>GS</td><td></td></tr> <tr><td>Z</td><td></td></tr> <tr><td>W</td><td></td></tr> </table>	BR		AN		KL		GS		Z		W	
BR																	
AN																	
KL																	
GS																	
Z																	
W																	



		Verp. per Emb. par Pack pr. Pack pr.	Eenheid Unité Einheit Unit	Toepassing Application Anwendung Application	Kleur Couleur Farbe Color												
	<p><b>ACFA069</b></p> <p>-Inklembaar kipdraai basiskarton -Garniture de base manoeuvre logique encas-trable -Klembaar kijdreh grundausrüstung -Concealed tilt before turn basic parts</p> <p>MAX 130kg</p>	1 10	Stuk Pièce Stück Pièce		<table border="1"> <tr><td>BR</td><td>X</td></tr> <tr><td>AN</td><td></td></tr> <tr><td>KL</td><td>X</td></tr> <tr><td>GS</td><td>X</td></tr> <tr><td>Z</td><td></td></tr> <tr><td>W</td><td></td></tr> </table>	BR	X	AN		KL	X	GS	X	Z		W	
BR	X																
AN																	
KL	X																
GS	X																
Z																	
W																	
	<p><b>ACFA070</b></p> <p>-Inklembaar draaikip basiskarton -Garniture de base ob encastrable -Klembaar drehk. grundausrüstung -Concealed turn and tilt basic parts</p> <p>MAX 130kg</p>	1 10	Stuk Pièce Stück Pièce		<table border="1"> <tr><td>BR</td><td>X</td></tr> <tr><td>AN</td><td></td></tr> <tr><td>KL</td><td>X</td></tr> <tr><td>GS</td><td>X</td></tr> <tr><td>Z</td><td></td></tr> <tr><td>W</td><td></td></tr> </table>	BR	X	AN		KL	X	GS	X	Z		W	
BR	X																
AN																	
KL	X																
GS	X																
Z																	
W																	
	<p><b>ACFA071</b></p> <p>-Valschaar DK - 402 - 750 mm -Compas OB - 402 - 750 mm -Axe DK -402 - 750 mm -Arms TT -402 - 750 mm</p>	1 10	Stuk Pièce Stück Pièce	ACFA070	<table border="1"> <tr><td>BR</td><td></td></tr> <tr><td>AN</td><td></td></tr> <tr><td>KL</td><td></td></tr> <tr><td>GS</td><td></td></tr> <tr><td>Z</td><td></td></tr> <tr><td>W</td><td></td></tr> </table>	BR		AN		KL		GS		Z		W	
BR																	
AN																	
KL																	
GS																	
Z																	
W																	
	<p><b>ACFA072</b></p> <p>-Valschaar DK - 562-1200 mm -Compas OB - 562-1200 mm -Axe DK -562-1200 mm -Arms TT -562-1200 mm</p>	1 10	Stuk Pièce Stück Pièce	ACFA070	<table border="1"> <tr><td>BR</td><td></td></tr> <tr><td>AN</td><td></td></tr> <tr><td>KL</td><td></td></tr> <tr><td>GS</td><td></td></tr> <tr><td>Z</td><td></td></tr> <tr><td>W</td><td></td></tr> </table>	BR		AN		KL		GS		Z		W	
BR																	
AN																	
KL																	
GS																	
Z																	
W																	
	<p><b>ACFA073</b></p> <p>-Valschaar DK - 816 - 1700 mm -Compas OB - 816 - 1700 mm -Axe DK - 816 - 1700 mm -Arms TT - 816 - 1700 mm</p>	1 10	Stuk Pièce Stück Pièce	ACFA070	<table border="1"> <tr><td>BR</td><td></td></tr> <tr><td>AN</td><td></td></tr> <tr><td>KL</td><td></td></tr> <tr><td>GS</td><td></td></tr> <tr><td>Z</td><td></td></tr> <tr><td>W</td><td></td></tr> </table>	BR		AN		KL		GS		Z		W	
BR																	
AN																	
KL																	
GS																	
Z																	
W																	






BR = BRUT - BRUT - ROH - BRUT  
 AN (X) = ANODISATIE - ANODISE - ELOXIERT - ANODISED  
 AN ( ) = GELAKT - LAQUE - LACKIERT - LACQUERED -- RAL9006M  
 KL = STANDAARDKLEUREN - COULEUR STANDARD - BASIS FARBEN -  
 BASIC COLORS  
 GS = GEMOFFELD SPECIAAL - LAQUE SPECIAL - SPECIALFARBE - SPE-  
 CIAL COLOR

 GEREEDSCHAP - OUTILLAGE  
 WERKZEUG - TOOL  
 BEVESTIGING - FIXATION  
 BEFESTIGUNG - FIXATION





	Verp. per Emb. par Pack pr.	Einheid Unité Einheit Unit	Toepassing Application Anwendung Application	Kleur Couleur Farbe Color												
 <p><b>ACFA078</b> -Bijkomend sluitpunt "H" -Point de verrouillage sup "H" -Mittelverschluss "H" -Additional lock point "H"</p>	1 50	Stuk Pièce Stück Piece	ACFA070	<table border="1"> <tr><td>BR</td><td></td></tr> <tr><td>AN</td><td></td></tr> <tr><td>KL</td><td></td></tr> <tr><td>GS</td><td></td></tr> <tr><td>Z</td><td></td></tr> <tr><td>W</td><td></td></tr> </table>	BR		AN		KL		GS		Z		W	
BR																
AN																
KL																
GS																
Z																
W																
 <p><b>ACFA079</b> -Bijkomend sluitpunt D.K. "B" -Point de verrouillage sup. O.B. "B" -Mittelverschluss D.K. "B" -Additional lock point T.T. "B"</p>	1 50	Stuk Pièce Stück Piece	ACFA070	<table border="1"> <tr><td>BR</td><td></td></tr> <tr><td>AN</td><td></td></tr> <tr><td>KL</td><td></td></tr> <tr><td>GS</td><td></td></tr> <tr><td>Z</td><td></td></tr> <tr><td>W</td><td></td></tr> </table>	BR		AN		KL		GS		Z		W	
BR																
AN																
KL																
GS																
Z																
W																
 <p><b>ACFA081</b> -Kruk draaikipbeslag -Cremone O.B. -Umschaltgetriebe D.K. -Handle turn and tilt</p>	1 10	Stuk Pièce Stück Piece	TL020 TL021 TL022 TL023	<table border="1"> <tr><td>BR</td><td></td></tr> <tr><td>AN</td><td></td></tr> <tr><td>KL</td><td>X</td></tr> <tr><td>GS</td><td>X</td></tr> <tr><td>Z</td><td>X</td></tr> <tr><td>W</td><td>X</td></tr> </table>	BR		AN		KL	X	GS	X	Z	X	W	X
BR																
AN																
KL	X															
GS	X															
Z	X															
W	X															
 <p><b>ACFA082</b> -Raamkruk met cilinder voor kipdraai -Cremone avec cylindre pour manoeuvre logique -Umschaltgetriebe mit zylinder fur kipdreh -Handle turn and tilt with cylinder tilt before turn</p>	1 10	Stuk Pièce Stück Piece	TL020 TL021 TL022 TL023	<table border="1"> <tr><td>BR</td><td></td></tr> <tr><td>AN</td><td></td></tr> <tr><td>KL</td><td>X</td></tr> <tr><td>GS</td><td>X</td></tr> <tr><td>Z</td><td>X</td></tr> <tr><td>W</td><td>X</td></tr> </table>	BR		AN		KL	X	GS	X	Z	X	W	X
BR																
AN																
KL	X															
GS	X															
Z	X															
W	X															
 <p><b>ACFA083</b> -Meeneemstuk voor draaikipkruk -Piece d'entrainement ob -Kupplungslasche dk -Connection piece TT</p>	1 10	Stuk Pièce Stück Piece		<table border="1"> <tr><td>BR</td><td></td></tr> <tr><td>AN</td><td></td></tr> <tr><td>KL</td><td></td></tr> <tr><td>GS</td><td></td></tr> <tr><td>Z</td><td></td></tr> <tr><td>W</td><td></td></tr> </table>	BR		AN		KL		GS		Z		W	
BR																
AN																
KL																
GS																
Z																
W																

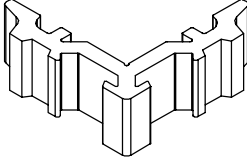
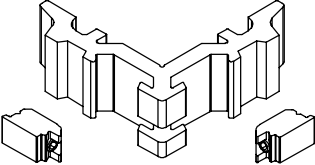

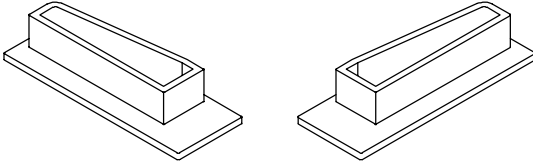

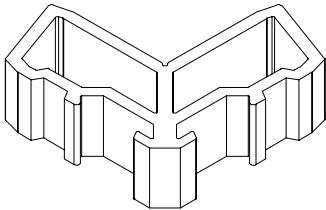


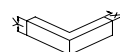
		Verp. per Emb. par Pack pr. Pack pr.	Eenheid Unité Einheit Unit	Toepassing Application Anwendung Application	Kleur Couleur Farbe Color												
	<p><b>ACFA084</b></p> <p>-Raamkruk met cilinder -Cremone avec cylindre -Umschaltgetriebe mit zylinder -Handle with cylinder</p>	1 10	Stuk Pièce Stück Piece	TL020 TL021 TL022 TL023	<table border="1"> <tr><td>BR</td><td></td></tr> <tr><td>AN</td><td>■</td></tr> <tr><td>KL</td><td>X</td></tr> <tr><td>GS</td><td>X</td></tr> <tr><td>Z</td><td>X</td></tr> <tr><td>W</td><td>X</td></tr> </table>	BR		AN	■	KL	X	GS	X	Z	X	W	X
BR																	
AN	■																
KL	X																
GS	X																
Z	X																
W	X																
	<p><b>ACFA087</b></p> <p>-Bijkomende valschaar 1200mm-1700mm -Compas compl. ob 1200mm-1700mm -Zusatzschere dk 1200mm-1700mm -Belonging arms TT 1200mm-1700mm</p>	1 10	Stuk Pièce Stück Piece		<table border="1"> <tr><td>BR</td><td></td></tr> <tr><td>AN</td><td></td></tr> <tr><td>KL</td><td></td></tr> <tr><td>GS</td><td></td></tr> <tr><td>Z</td><td></td></tr> <tr><td>W</td><td></td></tr> </table>	BR		AN		KL		GS		Z		W	
BR																	
AN																	
KL																	
GS																	
Z																	
W																	
	<p><b>ACFA101</b></p> <p>-Scharnieren stolpvlügel -Charnières pour deuxième vantail -Band für stulpflügel -Hinges for double casement</p>	1	Stuk Pièce Stück Piece		<table border="1"> <tr><td>BR</td><td>X</td></tr> <tr><td>AN</td><td>■</td></tr> <tr><td>KL</td><td>X</td></tr> <tr><td>GS</td><td>X</td></tr> <tr><td>Z</td><td></td></tr> <tr><td>W</td><td></td></tr> </table>	BR	X	AN	■	KL	X	GS	X	Z		W	
BR	X																
AN	■																
KL	X																
GS	X																
Z																	
W																	
	<p><b>ACFA120</b></p> <p>-Deurkruk -Béquille de porte -Türgriff -Doorhandle</p>	1	Stuk Pièce Stück Piece		<table border="1"> <tr><td>BR</td><td></td></tr> <tr><td>AN</td><td>■</td></tr> <tr><td>KL</td><td>X</td></tr> <tr><td>GS</td><td>X</td></tr> <tr><td>Z</td><td>X</td></tr> <tr><td>W</td><td>X</td></tr> </table>	BR		AN	■	KL	X	GS	X	Z	X	W	X
BR																	
AN	■																
KL	X																
GS	X																
Z	X																
W	X																
	<p><b>ACFA121</b></p> <p>-Bevestigingsblokje -Bloc de fixation -Befestigungsblock -Fixation block</p>	1	zakje sachet Beutel bag	ACFA120	<table border="1"> <tr><td>BR</td><td></td></tr> <tr><td>AN</td><td></td></tr> <tr><td>KL</td><td></td></tr> <tr><td>GS</td><td></td></tr> <tr><td>Z</td><td></td></tr> <tr><td>W</td><td></td></tr> </table>	BR		AN		KL		GS		Z		W	
BR																	
AN																	
KL																	
GS																	
Z																	
W																	

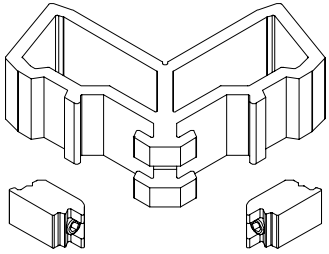




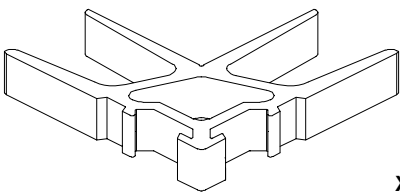
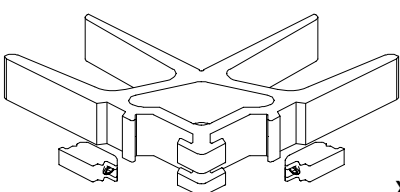

BR = BRUT - BRUT - ROH - BRUT  
 AN (X) = ANODISATIE - ANODISE - ELOXIERT - ANODISED  
 AN (■) = GELAKT - LAQUE - LACKIERT - LACQUERED -- RAL9006M  
 KL = STANDAARDKLEUREN - COULEUR STANDARD - BASIS FARBEN - BASIC COLORS  
 GS = GEMOFFELD SPECIAAL - LAQUE SPECIAL - SPECIALFARBE - SPECIAL COLOR

 GEREEDSCHAP - OUTILLAGE  
 WERKZEUG - TOOL  
 BEVESTIGING - FIXATION  
 BEFESTIGUNG - FIXATION



	Verp. per Emb. par Pack pr.	Einheid Unité Einheit Unit	Toepassing Application Anwendung Application	Kleur Couleur Farbe Color												
 <p><b>ACIN018</b> -Pershoek -Clame a presser -Eckverbinder schraubbar -Square coupling joint</p> <p>X=15mm Y=24mm</p>	1 24	Stuk Pièce Stück Pièce	IN057 IN157 IN257	<table border="1"> <tr><td>BR</td><td></td></tr> <tr><td>AN</td><td></td></tr> <tr><td>KL</td><td></td></tr> <tr><td>GS</td><td></td></tr> <tr><td>Z</td><td></td></tr> <tr><td>W</td><td></td></tr> </table>	BR		AN		KL		GS		Z		W	
BR																
AN																
KL																
GS																
Z																
W																
 <p><b>ACIN019</b> -Schroefhoek -Clame a visser -Eckverbinder schraubbar -Square coupling joint</p> <p>X=15mm Y=24mm</p>  <b>ACVG66</b>	1	Stuk Pièce Stück Pièce	IN057 IN157 IN257	<table border="1"> <tr><td>BR</td><td></td></tr> <tr><td>AN</td><td></td></tr> <tr><td>KL</td><td></td></tr> <tr><td>GS</td><td></td></tr> <tr><td>Z</td><td></td></tr> <tr><td>W</td><td></td></tr> </table>	BR		AN		KL		GS		Z		W	
BR																
AN																
KL																
GS																
Z																
W																
 <p><b>ACIN157</b> -Eindstuk -Embout -Endstück -End part</p>	1	Set	IN057	<table border="1"> <tr><td>BR</td><td></td></tr> <tr><td>AN</td><td></td></tr> <tr><td>KL</td><td></td></tr> <tr><td>GS</td><td></td></tr> <tr><td>Z</td><td>X</td></tr> <tr><td>W</td><td>X</td></tr> </table>	BR		AN		KL		GS		Z	X	W	X
BR																
AN																
KL																
GS																
Z	X															
W	X															
 <p><b>ACIP010B</b> -Pershoek voor binnenste kamer -Clame à presser pour chambre intérieure -Eckverbinder Stanzbar für innere kammer -Clamping corner for inside chamber</p> <p>X=15mm Y=14mm</p>	1 48	Stuk Pièce Stück Pièce	TL200 TL210	<table border="1"> <tr><td>BR</td><td></td></tr> <tr><td>AN</td><td></td></tr> <tr><td>KL</td><td></td></tr> <tr><td>GS</td><td></td></tr> <tr><td>Z</td><td></td></tr> <tr><td>W</td><td></td></tr> </table>	BR		AN		KL		GS		Z		W	
BR																
AN																
KL																
GS																
Z																
W																
 <p><b>ACIP012B</b> -Pershoek voor binnenste kamer -Clame à presser pour chambre intérieure -Eckverbinder Stanzbar für innere kammer -Clamping corner for inside chamber</p> <p>X=30mm Y=20mm</p>	1 48	Stuk Pièce Stück Pièce	TL011 TL019 TL031 TL036 TL037 TL111 TL119	<table border="1"> <tr><td>BR</td><td></td></tr> <tr><td>AN</td><td></td></tr> <tr><td>KL</td><td></td></tr> <tr><td>GS</td><td></td></tr> <tr><td>Z</td><td></td></tr> <tr><td>W</td><td></td></tr> </table>	BR		AN		KL		GS		Z		W	
BR																
AN																
KL																
GS																
Z																
W																



		Verp. per Emb. par Pack pr. Pack pr.	Eenheid Unité Einheit Unit	Toepassing Application Anwendung Application	Kleur Couleur Farbe Color											
 <p><b>ACIP013B</b> -Schroefhoek voor binnenste kamer -Clame à visser pour chambre intérieure -Eckverbinder schraubbar für innere kammer -Clamping corner for inside chamber</p> <p><b>X=30mm Y=20mm</b></p>  <b>ACVG66</b>	1 48	Stuk Pièce Stück Piece	TL011 TL019 TL031 TL036 TL037 TL111 TL119	<table border="1"> <tr><td>BR</td><td></td></tr> <tr><td>AN</td><td></td></tr> <tr><td>KL</td><td></td></tr> <tr><td>GS</td><td></td></tr> <tr><td>Z</td><td></td></tr> <tr><td>W</td><td></td></tr> </table>	BR		AN		KL		GS		Z		W	
BR																
AN																
KL																
GS																
Z																
W																
 <p><b>ACIP014B</b> -Pershoek voor binnenste kamer -Clame à presser pour chambre intérieure -Eckverbinder Stanzbar für innere kammer -Clamping corner for inside chamber</p> <p><b>X=41mm Y=20mm</b></p>	1 24	Stuk Pièce Stück Piece	TL012 TL032 TL112	<table border="1"> <tr><td>BR</td><td></td></tr> <tr><td>AN</td><td></td></tr> <tr><td>KL</td><td></td></tr> <tr><td>GS</td><td></td></tr> <tr><td>Z</td><td></td></tr> <tr><td>W</td><td></td></tr> </table>	BR		AN		KL		GS		Z		W	
BR																
AN																
KL																
GS																
Z																
W																
 <p><b>ACIP015B</b> -Schroefhoek voor binnenste kamer -Clame à visser pour chambre intérieure -Eckverbinder schraubbar für innere kammer -Clamping corner for inside chamber</p> <p><b>X=41mm Y=20mm</b></p>  <b>ACVG66</b>	1 48	Stuk Pièce Stück Piece	TL012 TL032 TL112	<table border="1"> <tr><td>BR</td><td></td></tr> <tr><td>AN</td><td></td></tr> <tr><td>KL</td><td></td></tr> <tr><td>GS</td><td></td></tr> <tr><td>Z</td><td></td></tr> <tr><td>W</td><td></td></tr> </table>	BR		AN		KL		GS		Z		W	
BR																
AN																
KL																
GS																
Z																
W																
 <p><b>ACIP016B</b> -Pershoek voor binnenste kamer -Clame à presser pour chambre intérieure -Eckverbinder Stanzbar für innere kammer -Clamping corner for inside chamber</p> <p><b>X=41mm Y=28mm</b></p>	1 24	Stuk Pièce Stück Piece	TL022 TL023	<table border="1"> <tr><td>BR</td><td></td></tr> <tr><td>AN</td><td></td></tr> <tr><td>KL</td><td></td></tr> <tr><td>GS</td><td></td></tr> <tr><td>Z</td><td></td></tr> <tr><td>W</td><td></td></tr> </table>	BR		AN		KL		GS		Z		W	
BR																
AN																
KL																
GS																
Z																
W																
 <p><b>ACIP017B</b> -Schroefhoek voor binnenste kamer -Clame à visser pour chambre intérieure -Eckverbinder schraubbar für innere kammer -Clamping corner for inside chamber</p> <p><b>X=41mm Y=28mm</b></p>  <b>ACVG66</b>	1 48	Stuk Pièce Stück Piece	TL022 TL023	<table border="1"> <tr><td>BR</td><td></td></tr> <tr><td>AN</td><td></td></tr> <tr><td>KL</td><td></td></tr> <tr><td>GS</td><td></td></tr> <tr><td>Z</td><td></td></tr> <tr><td>W</td><td></td></tr> </table>	BR		AN		KL		GS		Z		W	
BR																
AN																
KL																
GS																
Z																
W																

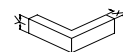
BR = BRUT - BRUT - ROH - BRUT  
 AN (X) = ANODISATIE - ANODISE - ELOXIERT - ANODISED  
 AN ( ) = GELAKT - LAQUE - LACKIERT - LACQUERED -- RAL9006M  
 KL = STANDAARDKLEUREN - COULEUR STANDARD - BASIS FARBEN -  
 BASIC COLORS  
 GS = GEMOFFELD SPECIAAL - LAQUE SPECIAL - SPECIALFARBE - SPE-  
 CIAL COLOR

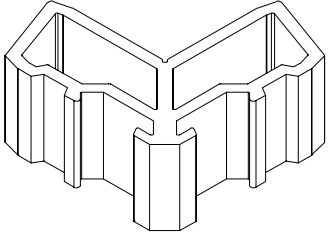
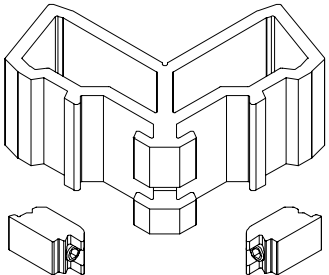

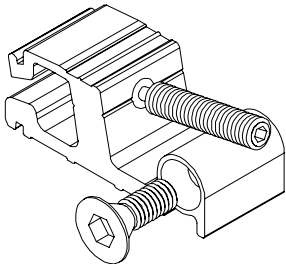

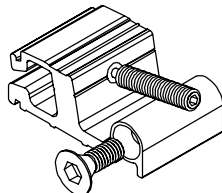

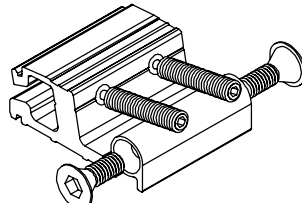



GEREEDSCHAP - OUTILLAGE  
 WERKZEUG - TOOL



BEVESTIGING - FIXATION  
 BEFESTIGUNG - FIXATION



		Verp. per Emb. par Pack pr.	Einheid Unité Einheit Unit	Toepassing Application Anwendung Application	Kleur Couleur Farbe Color												
 <p><b>ACIP022B</b></p> <ul style="list-style-type: none"> <li>-Pershoek voor binnenste kamer</li> <li>-Clame à presser pour chambre intérieure</li> <li>-Eckverbinder Stanzbar für innere kammer</li> <li>-Clamping corner for inside chamber</li> </ul> <p><b>X=30mm</b> <b>Y=28mm</b></p>		1 48	Stuk Pièce Stück Piece	TL021 VL45	<table border="1"> <tr><td>BR</td><td></td></tr> <tr><td>AN</td><td></td></tr> <tr><td>KL</td><td></td></tr> <tr><td>GS</td><td></td></tr> <tr><td>Z</td><td></td></tr> <tr><td>W</td><td></td></tr> </table>	BR		AN		KL		GS		Z		W	
BR																	
AN																	
KL																	
GS																	
Z																	
W																	
 <p><b>ACIP023B</b></p> <ul style="list-style-type: none"> <li>-Schroefhoek voor binnenste kamer</li> <li>-Clame à visser pour chambre intérieure</li> <li>-Eckverbinder schraubbar für innere kammer</li> <li>-Clamping corner for inside chamber</li> </ul> <p><b>X=30mm</b> <b>Y=28mm</b></p> <p> <b>ACVG66</b></p>		1 24	Stuk Pièce Stück Piece	TL021 VL45	<table border="1"> <tr><td>BR</td><td></td></tr> <tr><td>AN</td><td></td></tr> <tr><td>KL</td><td></td></tr> <tr><td>GS</td><td></td></tr> <tr><td>Z</td><td></td></tr> <tr><td>W</td><td></td></tr> </table>	BR		AN		KL		GS		Z		W	
BR																	
AN																	
KL																	
GS																	
Z																	
W																	
 <p><b>ACIP025B</b></p> <ul style="list-style-type: none"> <li>-T-verbinding voor binnenste kamer</li> <li>-Assemblage T pour chambre intérieure</li> <li>-T-verbinder für innere kammer</li> <li>-Connecting bracket for inside chamber</li> </ul> <p><b>X=20mm</b> <b>Y=20mm</b></p> <p> <b>ACVL150</b> <b>ACVG66</b></p>		1 24	Stuk Pièce Stück Piece	TL200 TL210	<table border="1"> <tr><td>BR</td><td></td></tr> <tr><td>AN</td><td></td></tr> <tr><td>KL</td><td></td></tr> <tr><td>GS</td><td></td></tr> <tr><td>Z</td><td></td></tr> <tr><td>W</td><td></td></tr> </table>	BR		AN		KL		GS		Z		W	
BR																	
AN																	
KL																	
GS																	
Z																	
W																	
 <p><b>ACIP026B</b></p> <ul style="list-style-type: none"> <li>-T-verbinding voor binnenste kamer</li> <li>-Assemblage T pour chambre intérieure</li> <li>-T-verbinder für innere kammer</li> <li>-Connecting bracket for inside chamber</li> </ul> <p><b>X=30mm</b> <b>Y=20mm</b></p> <p> <b>ACVL150</b> <b>ACVG66</b></p>		1 24	Stuk Pièce Stück Piece	TL011 TL019 TL031 TL036 TL037 TL111 TL119	<table border="1"> <tr><td>BR</td><td></td></tr> <tr><td>AN</td><td></td></tr> <tr><td>KL</td><td></td></tr> <tr><td>GS</td><td></td></tr> <tr><td>Z</td><td></td></tr> <tr><td>W</td><td></td></tr> </table>	BR		AN		KL		GS		Z		W	
BR																	
AN																	
KL																	
GS																	
Z																	
W																	
 <p><b>ACIP027B</b></p> <ul style="list-style-type: none"> <li>-T-verbinding voor binnenste kamer</li> <li>-Assemblage T pour chambre intérieure</li> <li>-T-verbinder für innere kammer</li> <li>-Connecting bracket for inside chamber</li> </ul> <p><b>X=41mm</b> <b>Y=20mm</b></p> <p> <b>ACVL150</b> <b>ACVG66</b></p>		1 24	Stuk Pièce Stück Piece	TL012 TL032 TL112	<table border="1"> <tr><td>BR</td><td></td></tr> <tr><td>AN</td><td></td></tr> <tr><td>KL</td><td></td></tr> <tr><td>GS</td><td></td></tr> <tr><td>Z</td><td></td></tr> <tr><td>W</td><td></td></tr> </table>	BR		AN		KL		GS		Z		W	
BR																	
AN																	
KL																	
GS																	
Z																	
W																	

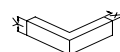
BR = BRUT - BRUT - ROH - BRUT  
 AN (X) = ANODISATIE - ANODISE - ELOXIERT - ANODISED  
 AN (■) = GELAKT - LAQUE - LACKIERT - LACQUERED -- RAL9006M  
 KL = STANDAARDKLEUREN - COULEUR STANDARD - BASIS FARBEN - BASIC COLORS  
 GS = GEMOFFELD SPECIAAL - LAQUE SPECIAL - SPECIALFARBE - SPECIAL COLOR

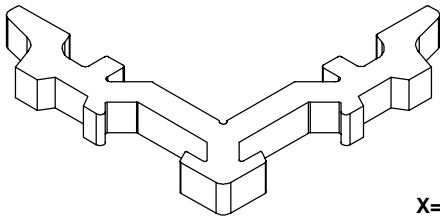

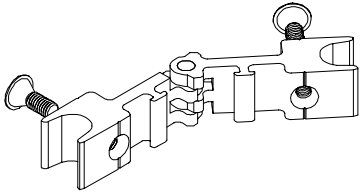

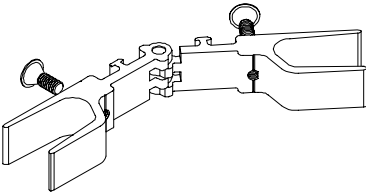




GEREEDSCHAP - OUTILLAGE  
WERKZEUG - TOOL





BEVESTIGING - FIXATION  
BEFESTIGUNG - FIXATION








		Verp. per Emb. par Pack pr. Pack pr.	Eenheid Unité Einheit Unit	Toepassing Application Anwendung Application	Kleur Couleur Farbe Color											
 <p><b>ACIP045A</b> -Pershoek voor buitenste kamer -Clame à presser pour chambre extérieure -Eckverbinder Stanzbar für aussere kamer -Clamping corner for outside chamber</p> <p>X=15mm Y= 7mm</p>	1	Stuk Pièce Stück Piece	TL200 TL210	<table border="1"> <tr><td>BR</td><td></td></tr> <tr><td>AN</td><td></td></tr> <tr><td>KL</td><td></td></tr> <tr><td>GS</td><td></td></tr> <tr><td>Z</td><td></td></tr> <tr><td>W</td><td></td></tr> </table>	BR		AN		KL		GS		Z		W	
BR																
AN																
KL																
GS																
Z																
W																
 <p><b>ACIP095</b> -Eindstuk -Pièce latérale -Abdichtung -Sealing</p>	1	Set	TL095	<table border="1"> <tr><td>BR</td><td></td></tr> <tr><td>AN</td><td></td></tr> <tr><td>KL</td><td></td></tr> <tr><td>GS</td><td></td></tr> <tr><td>Z</td><td>X</td></tr> <tr><td>W</td><td>X</td></tr> </table>	BR		AN		KL		GS		Z	X	W	X
BR																
AN																
KL																
GS																
Z	X															
W	X															
 <p><b>ACIP116B</b> -Variabele hoek voor binnenste kamer -Clame variable pour chambre intérieur -Verstelbare eckverbinder für innere kammer -Adjustable bracket for inside chamber</p> <p>X=20mm Y=20mm</p> <p> ACVL150</p>	1 24	Stuk Pièce Stück Piece	TL200 TL210	<table border="1"> <tr><td>BR</td><td></td></tr> <tr><td>AN</td><td></td></tr> <tr><td>KL</td><td></td></tr> <tr><td>GS</td><td></td></tr> <tr><td>Z</td><td></td></tr> <tr><td>W</td><td></td></tr> </table>	BR		AN		KL		GS		Z		W	
BR																
AN																
KL																
GS																
Z																
W																
 <p><b>ACIP117B</b> -Variabele hoek voor binnenste kamer -Clame variable pour chambre intérieur -Verstelbare eckverbinder für innere kammer -Adjustable bracket for inside chamber</p> <p>X=30mm Y=20mm</p> <p> ACVL150</p>	1 24	Stuk Pièce Stück Piece	TL011 TL012 TL019 TL119	<table border="1"> <tr><td>BR</td><td></td></tr> <tr><td>AN</td><td></td></tr> <tr><td>KL</td><td></td></tr> <tr><td>GS</td><td></td></tr> <tr><td>Z</td><td></td></tr> <tr><td>W</td><td></td></tr> </table>	BR		AN		KL		GS		Z		W	
BR																
AN																
KL																
GS																
Z																
W																
 <p><b>ACIP146</b> -Automatische tochttafsluiter 710mm -Joint bas de porte automatique 710mm -Automatische türdichtung 710mm -Self operating threshold 710mm</p>	1	Stuk Pièce Stück Piece	TL023	<table border="1"> <tr><td>BR</td><td></td></tr> <tr><td>AN</td><td></td></tr> <tr><td>KL</td><td></td></tr> <tr><td>GS</td><td></td></tr> <tr><td>Z</td><td></td></tr> <tr><td>W</td><td></td></tr> </table>	BR		AN		KL		GS		Z		W	
BR																
AN																
KL																
GS																
Z																
W																

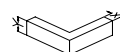
BR = BRUT - BRUT - ROH - BRUT  
 AN (X) = ANODISATIE - ANODISE - ELOXIERT - ANODISED  
 AN ( ) = GELAKT - LAQUE - LACKIERT - LACQUERED -- RAL9006M  
 KL = STANDAARDKLEUREN - COULEUR STANDARD - BASIS FARBEN -  
 BASIC COLORS  
 GS = GEMOFFELD SPECIAAL - LAQUE SPECIAL - SPECIALFARBE - SPE-  
 CIAL COLOR


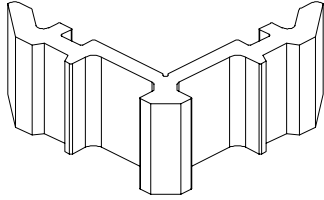
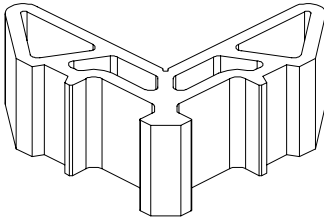
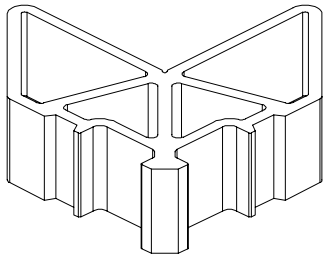

 GEREEDSCHAP - OUTILLAGE  
 WERKZEUG - TOOL  
 BEVESTIGING - FIXATION  
 BEFESTIGUNG - FIXATION





	Verp. per Emb. par Pack pr.	Einheid Unit	Toepassing Application	Kleur Couleur												
 <p><b>ACIP147</b> -Automatische tochtfluitersluiters 835mm -Joint bas de porte automatique 835mm -Automatische türdichtung 835mm -Self operating threshold 835mm</p>	1	Stuk Pièce Stück Piece	TL023	<table border="1"> <tr><td>BR</td><td></td></tr> <tr><td>AN</td><td></td></tr> <tr><td>KL</td><td></td></tr> <tr><td>GS</td><td></td></tr> <tr><td>Z</td><td></td></tr> <tr><td>W</td><td></td></tr> </table>	BR		AN		KL		GS		Z		W	
BR																
AN																
KL																
GS																
Z																
W																
 <p><b>ACIP148</b> -Automatische tochtfluitersluiters 960mm -Joint bas de porte automatique 960mm -Automatische türdichtung 960mm -Self operating threshold 960mm</p>	1	Stuk Pièce Stück Piece	TL023	<table border="1"> <tr><td>BR</td><td></td></tr> <tr><td>AN</td><td></td></tr> <tr><td>KL</td><td></td></tr> <tr><td>GS</td><td></td></tr> <tr><td>Z</td><td></td></tr> <tr><td>W</td><td></td></tr> </table>	BR		AN		KL		GS		Z		W	
BR																
AN																
KL																
GS																
Z																
W																
 <p><b>ACIP149</b> -Automatische tochtfluitersluiters 1085mm -Joint bas de porte automatique 1085mm -Automatische türdichtung 1085mm -Self operating threshold 1085mm</p>	1	Stuk Pièce Stück Piece	TL023	<table border="1"> <tr><td>BR</td><td></td></tr> <tr><td>AN</td><td></td></tr> <tr><td>KL</td><td></td></tr> <tr><td>GS</td><td></td></tr> <tr><td>Z</td><td></td></tr> <tr><td>W</td><td></td></tr> </table>	BR		AN		KL		GS		Z		W	
BR																
AN																
KL																
GS																
Z																
W																
 <p><b>ACIP402</b> -Scharnier naar binnen en naar buiten draaiende deur -Paumelle ouvrant vers l'intérieur et l'extérieur -Türband aussen und innen öffnend -Hinge for inside and outside opening</p>	1	Stuk Pièce Stück Piece	TL214 TL224 TL214 TL225	<table border="1"> <tr><td>BR</td><td>X</td></tr> <tr><td>AN</td><td>X</td></tr> <tr><td>KL</td><td>X</td></tr> <tr><td>GS</td><td>X</td></tr> <tr><td>Z</td><td></td></tr> <tr><td>W</td><td></td></tr> </table>	BR	X	AN	X	KL	X	GS	X	Z		W	
BR	X															
AN	X															
KL	X															
GS	X															
Z																
W																
 <p><b>ACIP425</b> -Bus voor stangenslot -Douille pour serrure a tringle -Busche für treibriegel -Keeper for door bolt</p>	1	Stuk Pièce Stück Piece	ACVL426 ACVL432	<table border="1"> <tr><td>BR</td><td></td></tr> <tr><td>AN</td><td></td></tr> <tr><td>KL</td><td></td></tr> <tr><td>GS</td><td></td></tr> <tr><td>Z</td><td></td></tr> <tr><td>W</td><td></td></tr> </table>	BR		AN		KL		GS		Z		W	
BR																
AN																
KL																
GS																
Z																
W																

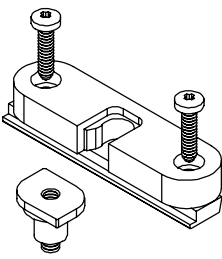





		Verp. per Emb. par Pack pr. Pack pr.	Eenheid Unité Einheit Unit	Toepassing Application Anwendung Application	Kleur Couleur Farbe Color												
	<b>ACIP427</b> -Bodemhuls verzinkt -Douille de sol galvanisé -Bodenbüchse verzinkt -Ground sleeve zinc-plate	1	Stuk Pièce Stück Pièce	ACVL426 ACVL432	<table border="1"> <tr><td>BR</td><td></td></tr> <tr><td>AN</td><td></td></tr> <tr><td>KL</td><td></td></tr> <tr><td>GS</td><td></td></tr> <tr><td>Z</td><td></td></tr> <tr><td>W</td><td></td></tr> </table>	BR		AN		KL		GS		Z		W	
BR																	
AN																	
KL																	
GS																	
Z																	
W																	
 <b>X=14mm</b> <b>Y=28mm</b>	<b>ACIP710</b> -Pershoek -Clame à presser -Eckverbinder stanzbar -Clamping corner	1	Stuk Pièce Stück Pièce	TL720	<table border="1"> <tr><td>BR</td><td></td></tr> <tr><td>AN</td><td></td></tr> <tr><td>KL</td><td></td></tr> <tr><td>GS</td><td></td></tr> <tr><td>Z</td><td></td></tr> <tr><td>W</td><td></td></tr> </table>	BR		AN		KL		GS		Z		W	
BR																	
AN																	
KL																	
GS																	
Z																	
W																	
 <b>X=24mm</b> <b>Y=28mm</b>	<b>ACIP711</b> -Pershoek -Clame à presser -Eckverbinder stanzbar -Clamping corner	1	Stuk Pièce Stück Pièce	TL721	<table border="1"> <tr><td>BR</td><td></td></tr> <tr><td>AN</td><td></td></tr> <tr><td>KL</td><td></td></tr> <tr><td>GS</td><td></td></tr> <tr><td>Z</td><td></td></tr> <tr><td>W</td><td></td></tr> </table>	BR		AN		KL		GS		Z		W	
BR																	
AN																	
KL																	
GS																	
Z																	
W																	
 <b>X=44mm</b> <b>Y=28mm</b>	<b>ACIP2577</b> -Pershoek voor binnenste kamer -Clame a presser pour chambre intérieure -Eckverbinder stanzbar für innere Kammer -Clamping corner for inside chamber	1	Stuk Pièce Stück Pièce	TL723	<table border="1"> <tr><td>BR</td><td></td></tr> <tr><td>AN</td><td></td></tr> <tr><td>KL</td><td></td></tr> <tr><td>GS</td><td></td></tr> <tr><td>Z</td><td></td></tr> <tr><td>W</td><td></td></tr> </table>	BR		AN		KL		GS		Z		W	
BR																	
AN																	
KL																	
GS																	
Z																	
W																	
	<b>ACMX040</b> -Scharnier -Paumelle -Band -Hinge	1	Stuk Pièce Stück Pièce	TL020 TL021 TL022	<table border="1"> <tr><td>BR</td><td>X</td></tr> <tr><td>AN</td><td></td></tr> <tr><td>KL</td><td>X</td></tr> <tr><td>GS</td><td>X</td></tr> <tr><td>Z</td><td>X</td></tr> <tr><td>W</td><td>X</td></tr> </table>	BR	X	AN		KL	X	GS	X	Z	X	W	X
BR	X																
AN																	
KL	X																
GS	X																
Z	X																
W	X																



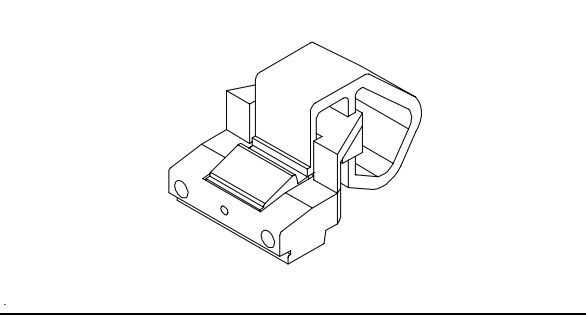
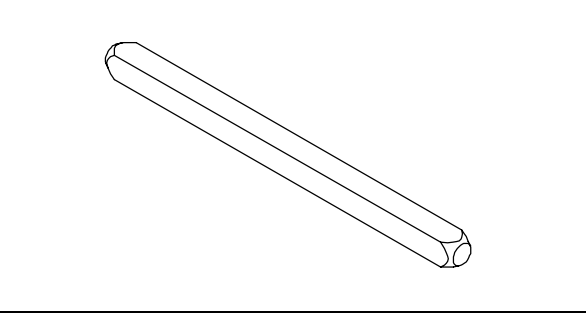

BR = BRUT - BRUT - ROH - BRUT  
 AN (X) = ANODISATIE - ANODISE - ELOXIERT - ANODISED  
 AN ( ) = GELAKT - LAQUE - LACKIERT - LACQUERED -- RAL9006M  
 KL = STANDAARDKLEUREN - COULEUR STANDARD - BASIS FARBEN - BASIC COLORS  
 GS = GEMOFFELD SPECIAAL - LAQUE SPECIAL - SPECIALFARBE - SPECIAL COLOR

GEREEDSCHAP - OUTILLAGE  
 WERKZEUG - TOOL  
 BEVESTIGING - FIXATION  
 BEFESTIGUNG - FIXATION





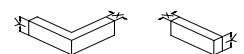
		Verp. per Emb. par Pack pr.	Einheid Unité Einheit Unit	Toepassing Application Anwendung Application	Kleur Couleur Farbe Color												
	<b>ACMX052</b> -Vastzetclips -Clip d'arrêt du vantail -Feststell clip -Sash stop clip device	5	Stuk Pièce Stück Piece		<table border="1"> <tr><td>BR</td><td></td></tr> <tr><td>AN</td><td></td></tr> <tr><td>KL</td><td></td></tr> <tr><td>GS</td><td></td></tr> <tr><td>Z</td><td></td></tr> <tr><td>W</td><td></td></tr> </table>	BR		AN		KL		GS		Z		W	
BR																	
AN																	
KL																	
GS																	
Z																	
W																	
	<b>ACMX053</b> -Inklembare valschaar r.v.s. -Patin en nylon -Auflaufstück kunststoff -Sloped nylon block	1	Set	TL010 TL011 TL012 TL020 TL021 TL022	<table border="1"> <tr><td>BR</td><td></td></tr> <tr><td>AN</td><td></td></tr> <tr><td>KL</td><td></td></tr> <tr><td>GS</td><td></td></tr> <tr><td>Z</td><td></td></tr> <tr><td>W</td><td></td></tr> </table>	BR		AN		KL		GS		Z		W	
BR																	
AN																	
KL																	
GS																	
Z																	
W																	
	<b>ACMX100</b> -Scharnier -Charnière -Scharnier -Hinge	1	Stuk Pièce Stück Piece	TL010 TL011 TL012 TL020 TL021 TL022	<table border="1"> <tr><td>BR</td><td>X</td></tr> <tr><td>AN</td><td></td></tr> <tr><td>KL</td><td>X</td></tr> <tr><td>GS</td><td>X</td></tr> <tr><td>Z</td><td></td></tr> <tr><td>W</td><td></td></tr> </table>	BR	X	AN		KL	X	GS	X	Z		W	
BR	X																
AN																	
KL	X																
GS	X																
Z																	
W																	
	<b>ACMX102</b> -Inklembaar deurscharnier -Charnière de porte encastrable -Klembar turband -Doorhinge clampable  MAX 50KG	1	Stuk Pièce Stück Piece	TL010 TL011 TL012 TL020 TL021 TL022	<table border="1"> <tr><td>BR</td><td>X</td></tr> <tr><td>AN</td><td>X</td></tr> <tr><td>KL</td><td>X</td></tr> <tr><td>GS</td><td>X</td></tr> <tr><td>Z</td><td></td></tr> <tr><td>W</td><td></td></tr> </table>	BR	X	AN	X	KL	X	GS	X	Z		W	
BR	X																
AN	X																
KL	X																
GS	X																
Z																	
W																	
	<b>ACMX108</b> -Cilinderplaatje -Cache cylindre -Zylinder-Rosette -Cover for lock	1	Stuk Pièce Stück Piece		<table border="1"> <tr><td>BR</td><td>X</td></tr> <tr><td>AN</td><td></td></tr> <tr><td>KL</td><td>X</td></tr> <tr><td>GS</td><td>X</td></tr> <tr><td>Z</td><td>X</td></tr> <tr><td>W</td><td></td></tr> </table>	BR	X	AN		KL	X	GS	X	Z	X	W	
BR	X																
AN																	
KL	X																
GS	X																
Z	X																
W																	



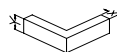
		Verp. per Emb. par Pack pr. Pack pr.	Eenheid Unité Einheit Unit	Toepassing Application Anwendung Application	Kleur Couleur Farbe Color												
	<b>ACMX109</b> -Stift 110mm -Goupille 110mm -Weschelstift 110mm -Rod 110mm	1	Stuk Pièce Stück Pièce	ACFA120 TL224 TL225	<table border="1"> <tr><td>BR</td><td></td></tr> <tr><td>AN</td><td></td></tr> <tr><td>KL</td><td></td></tr> <tr><td>GS</td><td></td></tr> <tr><td>Z</td><td></td></tr> <tr><td>W</td><td></td></tr> </table>	BR		AN		KL		GS		Z		W	
BR																	
AN																	
KL																	
GS																	
Z																	
W																	
	<b>ACMX208</b> -Veiligheidscilinderplaatje -Cache cylindre de sécurité -Sicherheits Zylinder-rosette -Safetycover for lock	1	Stuk Pièce Stück Pièce		<table border="1"> <tr><td>BR</td><td>X</td></tr> <tr><td>AN</td><td></td></tr> <tr><td>KL</td><td>X</td></tr> <tr><td>GS</td><td>X</td></tr> <tr><td>Z</td><td></td></tr> <tr><td>W</td><td></td></tr> </table>	BR	X	AN		KL	X	GS	X	Z		W	
BR	X																
AN																	
KL	X																
GS	X																
Z																	
W																	
	<b>ACMX252</b> -Knipsluiting -Loqueteau -Oberlichtschnapper -Springlatch	1	Stuk Pièce Stück Pièce	TL020 TL021 TL022	<table border="1"> <tr><td>BR</td><td></td></tr> <tr><td>AN</td><td></td></tr> <tr><td>KL</td><td></td></tr> <tr><td>GS</td><td></td></tr> <tr><td>Z</td><td>X</td></tr> <tr><td>W</td><td>X</td></tr> </table>	BR		AN		KL		GS		Z	X	W	X
BR																	
AN																	
KL																	
GS																	
Z	X																
W	X																
	<b>ACMX309</b> -Stift 130mm -Goupille 130mm -Weschelstift 130mm -Rod 130mm	1	Stuk Pièce Stück Pièce	ACFA120 TL023	<table border="1"> <tr><td>BR</td><td></td></tr> <tr><td>AN</td><td></td></tr> <tr><td>KL</td><td></td></tr> <tr><td>GS</td><td></td></tr> <tr><td>Z</td><td></td></tr> <tr><td>W</td><td></td></tr> </table>	BR		AN		KL		GS		Z		W	
BR																	
AN																	
KL																	
GS																	
Z																	
W																	
	<b>ACMX587</b> -Regelbare openingsbegrenzer -Compas limiteur d'ouverture réglable -Verstellbare schere für offnungsbegrenzung -Adjustable limiting opening stay arm	1	Stuk Pièce Stück Pièce	TL010 TL011 TL012 TL020 TL021 TL022	<table border="1"> <tr><td>BR</td><td></td></tr> <tr><td>AN</td><td></td></tr> <tr><td>KL</td><td></td></tr> <tr><td>GS</td><td></td></tr> <tr><td>Z</td><td></td></tr> <tr><td>W</td><td></td></tr> </table>	BR		AN		KL		GS		Z		W	
BR																	
AN																	
KL																	
GS																	
Z																	
W																	

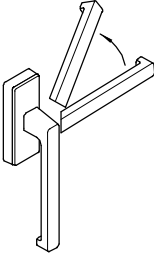
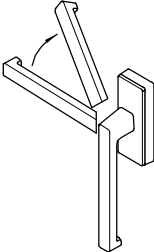

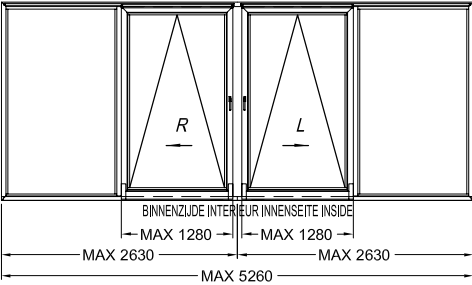
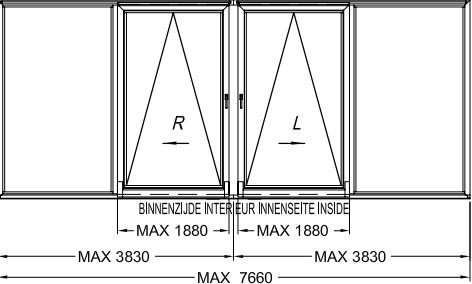
BR = BRUT - BRUT - ROH - BRUT  
 AN (X) = ANODISATIE - ANODISE - ELOXIERT - ANODISED  
 AN ( ) = GELAKT - LAQUE - LACKIERT - LACQUERED -- RAL9006M  
 KL = STANDAARDKLEUREN - COULEUR STANDARD - BASIS FARBEN - BASIC COLORS  
 GS = GEMOFFELD SPECIAAL - LAQUE SPECIAL - SPECIALFARBE - SPECIAL COLOR

 GEREEDSCHAP - OUTILLAGE  
 WERKZEUG - TOOL  
 BEVESTIGING - FIXATION  
 BEFESTIGUNG - FIXATION





		Verp. per Emb. par Pack pr. Pack pr.	Einheid Unité Einheit Unit	Toepassing Application Anwendung Application	Kleur Couleur Farbe Color												
	<p><b>ACMX641L</b></p> <ul style="list-style-type: none"> <li>-Kipschuifbeslag 1280/2630 zonder kruk</li> <li>-Ferrure coulissante a translation 1280/2630 sans poignée</li> <li>-Kipp-Schiebe Beschlage 1280/2630 ohne Griff</li> <li>-Tilt and slide fitting 1280/2630 without handle</li> </ul>	1	Stuk Pièce Stück Pièce	TL012 TL022	<table border="1"> <tr><td>BR</td><td></td></tr> <tr><td>AN</td><td>X</td></tr> <tr><td>KL</td><td>X</td></tr> <tr><td>GS</td><td>X</td></tr> <tr><td>Z</td><td>X</td></tr> <tr><td>W</td><td>X</td></tr> </table>	BR		AN	X	KL	X	GS	X	Z	X	W	X
BR																	
AN	X																
KL	X																
GS	X																
Z	X																
W	X																
	<p><b>ACMX641R</b></p> <ul style="list-style-type: none"> <li>-Kipschuifbeslag 1280/2630 zonder kruk</li> <li>-Ferrure coulissante a translation 1280/2630 sans poignée</li> <li>-Kipp-Schiebe Beschlage 1280/2630 ohne Griff</li> <li>-Tilt and slide fitting 1280/2630 without handle</li> </ul>	1	Stuk Pièce Stück Pièce	TL012 TL022	<table border="1"> <tr><td>BR</td><td></td></tr> <tr><td>AN</td><td>X</td></tr> <tr><td>KL</td><td>X</td></tr> <tr><td>GS</td><td>X</td></tr> <tr><td>Z</td><td>X</td></tr> <tr><td>W</td><td>X</td></tr> </table>	BR		AN	X	KL	X	GS	X	Z	X	W	X
BR																	
AN	X																
KL	X																
GS	X																
Z	X																
W	X																
	<p><b>ACMX642L</b></p> <ul style="list-style-type: none"> <li>-Kipschuifbeslag 1880/3830 zonder kruk</li> <li>-Ferrure coulissante a translation 1880/3830 sans poignée</li> <li>-Kipp-Schiebe Beschlage 1880/3830 ohne Griff</li> <li>-Tilt and slide fitting 1880/3830 without handle</li> </ul>	1	Stuk Pièce Stück Pièce	TL012 TL022	<table border="1"> <tr><td>BR</td><td></td></tr> <tr><td>AN</td><td>X</td></tr> <tr><td>KL</td><td>X</td></tr> <tr><td>GS</td><td>X</td></tr> <tr><td>Z</td><td>X</td></tr> <tr><td>W</td><td>X</td></tr> </table>	BR		AN	X	KL	X	GS	X	Z	X	W	X
BR																	
AN	X																
KL	X																
GS	X																
Z	X																
W	X																
	<p><b>ACMX642R</b></p> <ul style="list-style-type: none"> <li>-Kipschuifbeslag 1880/3830 zonder kruk</li> <li>-Ferrure coulissante a translation 1880/3830 sans poignée</li> <li>-Kipp-Schiebe Beschlage 1880/3830 ohne Griff</li> <li>-Tilt and slide fitting 1880/3830 without handle</li> </ul>	1	Stuk Pièce Stück Pièce	TL012 TL022	<table border="1"> <tr><td>BR</td><td></td></tr> <tr><td>AN</td><td>X</td></tr> <tr><td>KL</td><td>X</td></tr> <tr><td>GS</td><td>X</td></tr> <tr><td>Z</td><td>X</td></tr> <tr><td>W</td><td>X</td></tr> </table>	BR		AN	X	KL	X	GS	X	Z	X	W	X
BR																	
AN	X																
KL	X																
GS	X																
Z	X																
W	X																
	<p><b>ACMX643</b></p> <ul style="list-style-type: none"> <li>-Kipschuij grotere vaste kader max 6m</li> <li>-Set rail+guide pour fixe large max 6m</li> <li>-Satz shiene+Führung breite festfeld max6m</li> <li>-Set bottom+guidetrack for large fixed panel max 6m</li> </ul>	1	Stuk Pièce Stück Pièce	TL012 TL022	<table border="1"> <tr><td>BR</td><td></td></tr> <tr><td>AN</td><td>X</td></tr> <tr><td>KL</td><td></td></tr> <tr><td>GS</td><td></td></tr> <tr><td>Z</td><td></td></tr> <tr><td>W</td><td></td></tr> </table>	BR		AN	X	KL		GS		Z		W	
BR																	
AN	X																
KL																	
GS																	
Z																	
W																	

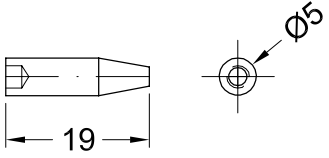
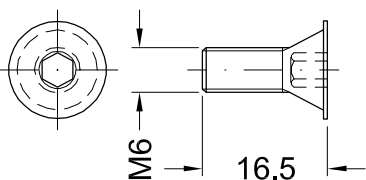
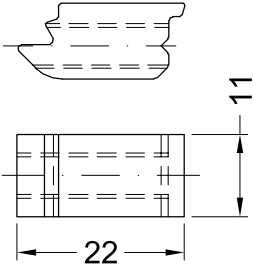
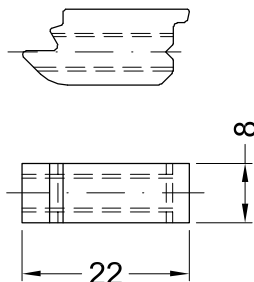



		Verp. per Emb. par Pack pr. Pack pr.	Eenheid Unité Einheit Unit	Toepassing Application Anwendung Application	Kleur Couleur Farbe Color												
 <p style="text-align: center;">L</p>	<p><b>ACMX644L</b></p> <p>-Kruk links kipschuif -Cremone gauche pour couissant à translation -Getriebe links für Kipp-Schiebe -Left handle for tilt-slide</p>	1	Stuk Pièce Stück Pièce	ACMX641 ACMX642 ACMX643 ACMX647 ACMX648	<table border="1"> <tr><td>BR</td><td>X</td></tr> <tr><td>AN</td><td>X</td></tr> <tr><td>KL</td><td>X</td></tr> <tr><td>GS</td><td>X</td></tr> <tr><td>Z</td><td></td></tr> <tr><td>W</td><td>X</td></tr> </table>	BR	X	AN	X	KL	X	GS	X	Z		W	X
BR	X																
AN	X																
KL	X																
GS	X																
Z																	
W	X																
 <p style="text-align: center;">R</p>	<p><b>ACMX644R</b></p> <p>-Kruk rechts kipschuif -Cremone droite pour couissant à translation -Getriebe rechts für Kipp-Schiebe -Right handle for tilt-slide</p>	1	Stuk Pièce Stück Pièce	ACMX641 ACMX642 ACMX643 ACMX647 ACMX648	<table border="1"> <tr><td>BR</td><td>X</td></tr> <tr><td>AN</td><td>X</td></tr> <tr><td>KL</td><td>X</td></tr> <tr><td>GS</td><td>X</td></tr> <tr><td>Z</td><td></td></tr> <tr><td>W</td><td></td></tr> </table>	BR	X	AN	X	KL	X	GS	X	Z		W	
BR	X																
AN	X																
KL	X																
GS	X																
Z																	
W																	
	<p><b>ACMX646</b></p> <p>-Afsluitbare kruk kipschuif -Cremone verrouillable pour couissant à translation -Getriebe abschließbar für Kipp-Schiebe -Handle lockable for tilt-slide</p>	1	Stuk Pièce Stück Pièce	ACMX641 ACMX642 ACMX643 ACMX647 ACMX648	<table border="1"> <tr><td>BR</td><td></td></tr> <tr><td>AN</td><td>X</td></tr> <tr><td>KL</td><td></td></tr> <tr><td>GS</td><td></td></tr> <tr><td>Z</td><td></td></tr> <tr><td>W</td><td></td></tr> </table>	BR		AN	X	KL		GS		Z		W	
BR																	
AN	X																
KL																	
GS																	
Z																	
W																	
 <p style="text-align: center;">BINNENZIJDE INTERIEUR INNENSEITE INSIDE MAX 1280    MAX 1280 MAX 2630    MAX 2630 MAX 5260</p>	<p><b>ACMX647</b></p> <p>-Kipschuifbeslag 4-delig 1280/2630 (stolpvl.) zonder kruk -Ferrure coulissante à transl. 4-parts 1280/2630 sans poignée -Kipp-Schiebe Beschlage 4-teilig 1280/2630 ohne Griff-Stulpflügel -Tilt and slide fitting 4-parts 1280/2630 without handle</p>	1	Stuk Pièce Stück Pièce	TL012 TL022 TL032	<table border="1"> <tr><td>BR</td><td>X</td></tr> <tr><td>AN</td><td></td></tr> <tr><td>KL</td><td>X</td></tr> <tr><td>GS</td><td>X</td></tr> <tr><td>Z</td><td>X</td></tr> <tr><td>W</td><td>X</td></tr> </table>	BR	X	AN		KL	X	GS	X	Z	X	W	X
BR	X																
AN																	
KL	X																
GS	X																
Z	X																
W	X																
 <p style="text-align: center;">BINNENZIJDE INTERIEUR INNENSEITE INSIDE MAX 1880    MAX 1880 MAX 3830    MAX 3830 MAX 7660</p>	<p><b>ACMX648</b></p> <p>-Kipschuifbeslag 4-delig 1880/3830 (stolpvl.) zonder kruk -Ferrure coulissante à transl. 4-parts 1880/3830 sans poignée -Kipp-Schiebe Beschlage 4-teilig 1880/3830 ohne Griff-Stulpflügel -Tilt and slide fitting 4-parts 1880/3830 without handle</p>	1	Stuk Pièce Stück Pièce	TL012 TL022 TL032	<table border="1"> <tr><td>BR</td><td>X</td></tr> <tr><td>AN</td><td></td></tr> <tr><td>KL</td><td>X</td></tr> <tr><td>GS</td><td>X</td></tr> <tr><td>Z</td><td>X</td></tr> <tr><td>W</td><td>X</td></tr> </table>	BR	X	AN		KL	X	GS	X	Z	X	W	X
BR	X																
AN																	
KL	X																
GS	X																
Z	X																
W	X																

BR = BRUT - BRUT - ROH - BRUT  
 AN (X) = ANODISATIE - ANODISE - ELOXIERT - ANODISED  
 AN ( ) = GELAKT - LAQUE - LACKIERT - LACQUERED -- RAL9006M  
 KL = STANDAARDKLEUREN - COULEUR STANDARD - BASIS FARBEN - BASIC COLORS  
 GS = GEMOFFELD SPECIAAL - LAQUE SPECIAL - SPECIALFARBE - SPECIAL COLOR

 GEREEDSCHAP - OUTILLAGE  
 WERKZEUG - TOOL  
 BEVESTIGING - FIXATION  
 BEFESTIGUNG - FIXATION





	Verp. per Emb. par Pack pr.	Einheid Unit	Toepassing Application	Kleur Couleur												
 <p><b>ACMX851</b> -Konische pen 19mm -Goupille conique 19mm -Konische Stift 19mm -Conic pin 19mm</p>	48	Stuk Pièce Stück Piece		<table border="1"> <tr><td>BR</td><td></td></tr> <tr><td>AN</td><td></td></tr> <tr><td>KL</td><td></td></tr> <tr><td>GS</td><td></td></tr> <tr><td>Z</td><td></td></tr> <tr><td>W</td><td></td></tr> </table>	BR		AN		KL		GS		Z		W	
BR																
AN																
KL																
GS																
Z																
W																
 <p><b>ACMX852</b> -Schroef voor T-verbinders -Vis pour assemblage T -Schraube für T-Verbinder -Screw for connecting bracket</p>	48	Stuk Pièce Stück Piece		<table border="1"> <tr><td>BR</td><td></td></tr> <tr><td>AN</td><td></td></tr> <tr><td>KL</td><td></td></tr> <tr><td>GS</td><td></td></tr> <tr><td>Z</td><td></td></tr> <tr><td>W</td><td></td></tr> </table>	BR		AN		KL		GS		Z		W	
BR																
AN																
KL																
GS																
Z																
W																
 <p><b>ACMX853</b> -Schroefblokje 11mm -Clavet 11mm -Schraubeblock 11mm -Cleat tensioning block 11mm</p>	48	Stuk Pièce Stück Piece		<table border="1"> <tr><td>BR</td><td></td></tr> <tr><td>AN</td><td></td></tr> <tr><td>KL</td><td></td></tr> <tr><td>GS</td><td></td></tr> <tr><td>Z</td><td></td></tr> <tr><td>W</td><td></td></tr> </table>	BR		AN		KL		GS		Z		W	
BR																
AN																
KL																
GS																
Z																
W																
 <p><b>ACMX854</b> -Schroefblokje 8mm -Clavet 8mm -Schraubeblock 8mm -Cleat tensioning block 8mm</p>	48	Stuk Pièce Stück Piece		<table border="1"> <tr><td>BR</td><td></td></tr> <tr><td>AN</td><td></td></tr> <tr><td>KL</td><td></td></tr> <tr><td>GS</td><td></td></tr> <tr><td>Z</td><td></td></tr> <tr><td>W</td><td></td></tr> </table>	BR		AN		KL		GS		Z		W	
BR																
AN																
KL																
GS																
Z																
W																
 <p><b>ACMX860</b> -DIN965 M5 X 75 -DIN965 M5 X 75 -DIN965 M5 X 75 -DIN965 M5 X 75</p> <p style="text-align: right; font-size: 2em;"><b>X 10</b></p>	100	Stuk Pièce Stück Piece		<table border="1"> <tr><td>BR</td><td></td></tr> <tr><td>AN</td><td></td></tr> <tr><td>KL</td><td></td></tr> <tr><td>GS</td><td></td></tr> <tr><td>Z</td><td></td></tr> <tr><td>W</td><td></td></tr> </table>	BR		AN		KL		GS		Z		W	
BR																
AN																
KL																
GS																
Z																
W																





		Verp. per Emb. par Pack pr. Pack pr.	Eenheid Unité Einheit Unit	Toepassing Application Anwendung Application	Kleur Couleur Farbe Color												
	<b>ACMX900</b> -Basispakket kipraam min. H=400mm -Paquet de base tombant int. min. H=400mm -Pakket kipplügel min. H=400mm -Set hopper window min. H=400mm	1	Stuk Pièce Stück Pièce	TL010 TL020	<table border="1"> <tr><td>BR</td><td></td></tr> <tr><td>AN</td><td></td></tr> <tr><td>KL</td><td></td></tr> <tr><td>GS</td><td></td></tr> <tr><td>Z</td><td>X</td></tr> <tr><td>W</td><td>X</td></tr> </table>	BR		AN		KL		GS		Z	X	W	X
BR																	
AN																	
KL																	
GS																	
Z	X																
W	X																
	<b>ACMX901</b> -Boormal -Calibre -Bohrschablone -Boring jig set	1	Stuk Pièce Stück Pièce	ACMX900	<table border="1"> <tr><td>BR</td><td></td></tr> <tr><td>AN</td><td></td></tr> <tr><td>KL</td><td></td></tr> <tr><td>GS</td><td></td></tr> <tr><td>Z</td><td></td></tr> <tr><td>W</td><td></td></tr> </table>	BR		AN		KL		GS		Z		W	
BR																	
AN																	
KL																	
GS																	
Z																	
W																	
	<b>ACMX01601</b> -Halve cylinder 30 -Demi cilindre 30 -Profil-Halbzyliner 30 -Profil halfcylinder 30	1	Stuk Pièce Stück Pièce	TL023	<table border="1"> <tr><td>BR</td><td></td></tr> <tr><td>AN</td><td></td></tr> <tr><td>KL</td><td></td></tr> <tr><td>GS</td><td></td></tr> <tr><td>Z</td><td></td></tr> <tr><td>W</td><td></td></tr> </table>	BR		AN		KL		GS		Z		W	
BR																	
AN																	
KL																	
GS																	
Z																	
W																	
	<b>ACMX01602</b> -Halve cylinder 35 -Demi cilindre 35 -Profil-Halbzyliner 35 -Profil halfcylinder 35	1	Stuk Pièce Stück Pièce	TL224 TL225	<table border="1"> <tr><td>BR</td><td></td></tr> <tr><td>AN</td><td></td></tr> <tr><td>KL</td><td></td></tr> <tr><td>GS</td><td></td></tr> <tr><td>Z</td><td></td></tr> <tr><td>W</td><td></td></tr> </table>	BR		AN		KL		GS		Z		W	
BR																	
AN																	
KL																	
GS																	
Z																	
W																	
	<b>ACMX01615</b> -Cilinder 35/35 -Cylindre 35/35 -Zylinder 35/35 -Cylinder 35/35	1	Stuk Pièce Stück Pièce	TL224 TL225	<table border="1"> <tr><td>BR</td><td></td></tr> <tr><td>AN</td><td></td></tr> <tr><td>KL</td><td></td></tr> <tr><td>GS</td><td></td></tr> <tr><td>Z</td><td></td></tr> <tr><td>W</td><td></td></tr> </table>	BR		AN		KL		GS		Z		W	
BR																	
AN																	
KL																	
GS																	
Z																	
W																	

BR = BRUT - BRUT - ROH - BRUT  
 AN (X) = ANODISATIE - ANODISE - ELOXIERT - ANODISED  
 AN ( ) = GELAKT - LAQUE - LACKIERT - LACQUERED -- RAL9006M  
 KL = STANDAARDKLEUREN - COULEUR STANDARD - BASIS FARBEN -  
 BASIC COLORS  
 GS = GEMOFFELD SPECIAAL - LAQUE SPECIAL - SPECIALFARBE - SPE-  
 CIAL COLOR

 GEREEDSCHAP - OUTILLAGE  
 WERKZEUG - TOOL  
 BEVESTIGING - FIXATION  
 BEFESTIGUNG - FIXATION





		Verp. per Emb. par Pack pr.	Einheid Unité Einheit Unit	Toepassing Application Anwendung Application	Kleur Couleur Farbe Color												
	<b>ACMX09700</b> -Alu-polish -Alu-polish -Alu-polish -Alu-polish  750ml	1	Stuk Pièce Stück Pièce		<table border="1"> <tr><td>BR</td><td></td></tr> <tr><td>AN</td><td></td></tr> <tr><td>KL</td><td></td></tr> <tr><td>GS</td><td></td></tr> <tr><td>Z</td><td></td></tr> <tr><td>W</td><td></td></tr> </table>	BR		AN		KL		GS		Z		W	
BR																	
AN																	
KL																	
GS																	
Z																	
W																	
	<b>ACMX09761</b> -Maxi-gloss -Maxi-gloss -Maxi-gloss -Maxi-gloss  500ml	1	Stuk Pièce Stück Pièce		<table border="1"> <tr><td>BR</td><td></td></tr> <tr><td>AN</td><td></td></tr> <tr><td>KL</td><td></td></tr> <tr><td>GS</td><td></td></tr> <tr><td>Z</td><td></td></tr> <tr><td>W</td><td></td></tr> </table>	BR		AN		KL		GS		Z		W	
BR																	
AN																	
KL																	
GS																	
Z																	
W																	
	<b>ACMX09762</b> -Periodi-clean -Periodi-clean -Periodi-clean -Periodi-clean  500ml	1	Stuk Pièce Stück Pièce		<table border="1"> <tr><td>BR</td><td></td></tr> <tr><td>AN</td><td></td></tr> <tr><td>KL</td><td></td></tr> <tr><td>GS</td><td></td></tr> <tr><td>Z</td><td></td></tr> <tr><td>W</td><td></td></tr> </table>	BR		AN		KL		GS		Z		W	
BR																	
AN																	
KL																	
GS																	
Z																	
W																	
	<b>ACMX09763</b> -Teflon spray -Teflon spray -Teflon spray -Teflon spray  400ml	1	Stuk Pièce Stück Pièce		<table border="1"> <tr><td>BR</td><td></td></tr> <tr><td>AN</td><td></td></tr> <tr><td>KL</td><td></td></tr> <tr><td>GS</td><td></td></tr> <tr><td>Z</td><td></td></tr> <tr><td>W</td><td></td></tr> </table>	BR		AN		KL		GS		Z		W	
BR																	
AN																	
KL																	
GS																	
Z																	
W																	
	<b>ACMX09764</b> -Maxi-cleaner -Maxi-cleaner -Maxi-cleaner -Maxi-cleaner  500ml	1	Stuk Pièce Stück Pièce		<table border="1"> <tr><td>BR</td><td></td></tr> <tr><td>AN</td><td></td></tr> <tr><td>KL</td><td></td></tr> <tr><td>GS</td><td></td></tr> <tr><td>Z</td><td></td></tr> <tr><td>W</td><td></td></tr> </table>	BR		AN		KL		GS		Z		W	
BR																	
AN																	
KL																	
GS																	
Z																	
W																	

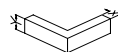
BR = BRUT - BRUT - ROH - BRUT  
 AN (X) = ANODISATIE - ANODISE - ELOXIERT - ANODISED  
 AN (■) = GELAKT - LAQUE - LACKIERT - LACQUERED -- RAL9006M  
 KL = STANDAARDKLEUREN - COULEUR STANDARD - BASIS FARBEN - BASIC COLORS  
 GS = GEMOFFELD SPECIAAL - LAQUE SPECIAL - SPECIALFARBE - SPECIAL COLOR



GEREEDSCHAP - OUTILLAGE  
WERKZEUG - TOOL



BEVESTIGING - FIXATION  
BEFESTIGUNG - FIXATION



		Verp. per Emb. par Pack pr. Pack pr.	Eenheid Unité Einheit Unit	Toepassing Application Anwendung Application	Kleur Couleur Farbe Color												
	<b>ACMX09765</b> -Glue-cleaner -Glue-cleaner -Glue-cleaner -Glue-cleaner  500ml	1	Stuk Pièce Stück Pièce		<table border="1"> <tr><td>BR</td><td></td></tr> <tr><td>AN</td><td></td></tr> <tr><td>KL</td><td></td></tr> <tr><td>GS</td><td></td></tr> <tr><td>Z</td><td></td></tr> <tr><td>W</td><td></td></tr> </table>	BR		AN		KL		GS		Z		W	
BR																	
AN																	
KL																	
GS																	
Z																	
W																	
	<b>ACMX09766</b> -Surface activator -Surface activator -Surface activator -Surface activator  1l	1	Stuk Pièce Stück Pièce		<table border="1"> <tr><td>BR</td><td></td></tr> <tr><td>AN</td><td></td></tr> <tr><td>KL</td><td></td></tr> <tr><td>GS</td><td></td></tr> <tr><td>Z</td><td></td></tr> <tr><td>W</td><td></td></tr> </table>	BR		AN		KL		GS		Z		W	
BR																	
AN																	
KL																	
GS																	
Z																	
W																	
	<b>ACMX09767</b> -Anti-stone  opgepast voor natuursteen en metselwerk attention pour pierre de taille et maçonnerie achtung für Naturstein und Mauerwerk attention for natural stone and bricklaying  500ml	1	Stuk Pièce Stück Pièce		<table border="1"> <tr><td>BR</td><td></td></tr> <tr><td>AN</td><td></td></tr> <tr><td>KL</td><td></td></tr> <tr><td>GS</td><td></td></tr> <tr><td>Z</td><td></td></tr> <tr><td>W</td><td></td></tr> </table>	BR		AN		KL		GS		Z		W	
BR																	
AN																	
KL																	
GS																	
Z																	
W																	
	<b>ACMX09770</b> -Rol andywrap 100mm -Rouleau andywrap 100mm -Rolle andywrap 100mm -Roll andywrap 100mm	150	m		<table border="1"> <tr><td>BR</td><td></td></tr> <tr><td>AN</td><td></td></tr> <tr><td>KL</td><td></td></tr> <tr><td>GS</td><td></td></tr> <tr><td>Z</td><td></td></tr> <tr><td>W</td><td></td></tr> </table>	BR		AN		KL		GS		Z		W	
BR																	
AN																	
KL																	
GS																	
Z																	
W																	
	<b>ACMX09775</b> -Houder andywrap -Manche andywrap -Halter andywrap -Grip andywrap	1	Stuk Pièce Stück Pièce		<table border="1"> <tr><td>BR</td><td></td></tr> <tr><td>AN</td><td></td></tr> <tr><td>KL</td><td></td></tr> <tr><td>GS</td><td></td></tr> <tr><td>Z</td><td></td></tr> <tr><td>W</td><td></td></tr> </table>	BR		AN		KL		GS		Z		W	
BR																	
AN																	
KL																	
GS																	
Z																	
W																	

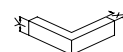
BR = BRUT - BRUT - ROH - BRUT  
 AN (X) = ANODISATIE - ANODISE - ELOXIERT - ANODISED  
 AN ( ) = GELAKT - LAQUE - LACKIERT - LACQUERED -- RAL9006M  
 KL = STANDAARDKLEUREN - COULEUR STANDARD - BASIS FARBEN -  
 BASIC COLORS  
 GS = GEMOFFELD SPECIAAL - LAQUE SPECIAL - SPECIALFARBE - SPE-  
 CIAL COLOR








GEREEDSCHAP - OUTILLAGE  
 WERKZEUG - TOOL





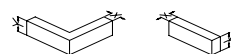
BEVESTIGING - FIXATION  
 BEFESTIGUNG - FIXATION



		Verp. per Emb. par Pack pr.	Einheid Unité Einheit Unit	Toepassing Application Anwendung Application	Kleur Couleur Farbe Color												
	<b>ACMX09801</b> -Beschermtape 50mm(500m) -Tape de protection 50mm(500m) -Schutz klebeband 50mm(500m) -Protective tape 50mm(500m)	1	Stuk Pièce Stück Piece		<table border="1"> <tr><td>BR</td><td></td></tr> <tr><td>AN</td><td></td></tr> <tr><td>KL</td><td></td></tr> <tr><td>GS</td><td></td></tr> <tr><td>Z</td><td></td></tr> <tr><td>W</td><td></td></tr> </table>	BR		AN		KL		GS		Z		W	
BR																	
AN																	
KL																	
GS																	
Z																	
W																	
	<b>ACMX09802</b> -Beschermtape 70mm(500m) -Tape de protection 70mm(500m) -Schutz klebeband 70mm(500m) -Protective tape 70mm(500m)	1	Stuk Pièce Stück Piece		<table border="1"> <tr><td>BR</td><td></td></tr> <tr><td>AN</td><td></td></tr> <tr><td>KL</td><td></td></tr> <tr><td>GS</td><td></td></tr> <tr><td>Z</td><td></td></tr> <tr><td>W</td><td></td></tr> </table>	BR		AN		KL		GS		Z		W	
BR																	
AN																	
KL																	
GS																	
Z																	
W																	
	<b>ACMX09803</b> -Beschermtape 100mm(500m) -Tape de protection 100mm(500m) -Schutz klebeband 100mm(500m) -Protective tape 100mm(500m)	1	Stuk Pièce Stück Piece		<table border="1"> <tr><td>BR</td><td></td></tr> <tr><td>AN</td><td></td></tr> <tr><td>KL</td><td></td></tr> <tr><td>GS</td><td></td></tr> <tr><td>Z</td><td></td></tr> <tr><td>W</td><td></td></tr> </table>	BR		AN		KL		GS		Z		W	
BR																	
AN																	
KL																	
GS																	
Z																	
W																	
	<b>ACMX09804</b> -Beschermtape 35mm(500m) -Tape de protection 35mm(500m) -Schutz klebeband 35mm(500m) -Protective tape 35mm(500m)	1	Stuk Pièce Stück Piece		<table border="1"> <tr><td>BR</td><td></td></tr> <tr><td>AN</td><td></td></tr> <tr><td>KL</td><td></td></tr> <tr><td>GS</td><td></td></tr> <tr><td>Z</td><td></td></tr> <tr><td>W</td><td></td></tr> </table>	BR		AN		KL		GS		Z		W	
BR																	
AN																	
KL																	
GS																	
Z																	
W																	
	<b>ACMX09830</b> -Kleefstof voor EPDM-rubbers -Colle pour EPDM-caoutchouc -Dichtmasse+klebstoff EPDM gummi -Gum for EPDM-rubber	1	Stuk Pièce Stück Piece	ACTL030	<table border="1"> <tr><td>BR</td><td></td></tr> <tr><td>AN</td><td></td></tr> <tr><td>KL</td><td></td></tr> <tr><td>GS</td><td></td></tr> <tr><td>Z</td><td>X</td></tr> <tr><td>W</td><td></td></tr> </table>	BR		AN		KL		GS		Z	X	W	
BR																	
AN																	
KL																	
GS																	
Z	X																
W																	



BR = BRUT - BRUT - ROH - BRUT  
 AN (X) = ANODISATIE - ANODISE - ELOXIERT - ANODISED  
 AN (■) = GELAKT - LAQUE - LACKIERT - LACQUERED -- RAL9006M  
 KL = STANDAARDKLEUREN - COULEUR STANDARD - BASIS FARBEN - BASIC COLORS  
 GS = GEMOFFELD SPECIAAL - LAQUE SPECIAL - SPECIALFARBE - SPECIAL COLOR

 GEREEDSCHAP - OUTILLAGE  
 WERKZEUG - TOOL  
 BEVESTIGING - FIXATION  
 BEFESTIGUNG - FIXATION

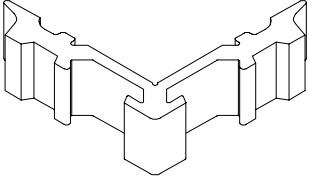
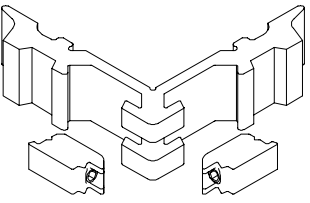

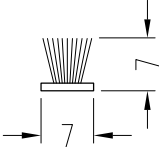




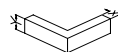
		Verp. per Emb. par Pack pr. Pack pr.	Eenheid Unité Einheit Unit	Toepassing Application Anwendung Application	Kleur Couleur Farbe Color												
	<b>ACSG070</b> -DIN965 M5 X 65 -DIN965 M5 X 65 -DIN965 M5 X 65 -DIN965 M5 X 65	1	Stuk Pièce Stück Pièce		<table border="1"> <tr><td>BR</td><td></td></tr> <tr><td>AN</td><td></td></tr> <tr><td>KL</td><td></td></tr> <tr><td>GS</td><td></td></tr> <tr><td>Z</td><td></td></tr> <tr><td>W</td><td></td></tr> </table>	BR		AN		KL		GS		Z		W	
BR																	
AN																	
KL																	
GS																	
Z																	
W																	
	<b>ACSIL04</b> -Afdichtingslijmkit voor versteknad. -Joint d'étanchéité pour onglets -Leim für abdichtung -Sealingglue	1	Stuk Pièce Stück Pièce		<table border="1"> <tr><td>BR</td><td></td></tr> <tr><td>AN</td><td></td></tr> <tr><td>KL</td><td></td></tr> <tr><td>GS</td><td></td></tr> <tr><td>Z</td><td>X</td></tr> <tr><td>W</td><td>X</td></tr> </table>	BR		AN		KL		GS		Z	X	W	X
BR																	
AN																	
KL																	
GS																	
Z	X																
W	X																
	<b>ACSIL08</b> -Siliconenpomp -Pistolet doseur pour les tubes silicones -Handkartuschenpistole für die verarbeitung von silikone und leime -Silicone gun	1	Stuk Pièce Stück Pièce		<table border="1"> <tr><td>BR</td><td></td></tr> <tr><td>AN</td><td></td></tr> <tr><td>KL</td><td></td></tr> <tr><td>GS</td><td></td></tr> <tr><td>Z</td><td></td></tr> <tr><td>W</td><td></td></tr> </table>	BR		AN		KL		GS		Z		W	
BR																	
AN																	
KL																	
GS																	
Z																	
W																	
	<b>ACSIL013</b> -Lijm voor verstekhoek -Colle pour onglet -Kleber für gehrung -Glue for mitre	1	Stuk Pièce Stück Pièce		<table border="1"> <tr><td>BR</td><td></td></tr> <tr><td>AN</td><td></td></tr> <tr><td>KL</td><td></td></tr> <tr><td>GS</td><td></td></tr> <tr><td>Z</td><td></td></tr> <tr><td>W</td><td></td></tr> </table>	BR		AN		KL		GS		Z		W	
BR																	
AN																	
KL																	
GS																	
Z																	
W																	
	<b>ACSIL014</b> -Anticorro-beschermingsproduct -Anticorro-produit de protection -Anticorro-schutzprodukt -Anticorro-protection product  500ml	1	Stuk Pièce Stück Pièce		<table border="1"> <tr><td>BR</td><td></td></tr> <tr><td>AN</td><td></td></tr> <tr><td>KL</td><td></td></tr> <tr><td>GS</td><td></td></tr> <tr><td>Z</td><td></td></tr> <tr><td>W</td><td></td></tr> </table>	BR		AN		KL		GS		Z		W	
BR																	
AN																	
KL																	
GS																	
Z																	
W																	






BR = BRUT - BRUT - ROH - BRUT  
 AN (X) = ANODISATIE - ANODISE - ELOXIERT - ANODISED  
 AN ( ) = GELAKT - LAQUE - LACKIERT - LACQUERED -- RAL9006M  
 KL = STANDAARDKLEUREN - COULEUR STANDARD - BASIS FARBEN - BASIC COLORS  
 GS = GEMOFFELD SPECIAAL - LAQUE SPECIAL - SPECIALFARBE - SPECIAL COLOR

 GEREEDSCHAP - OUTILLAGE  
 WERKZEUG - TOOL  
 BEVESTIGING - FIXATION  
 BEFESTIGUNG - FIXATION





	Verp. per Emb. par Pack pr.	Einheid Unit	Toepassing Application	Kleur Couleur Farbe Color												
 <p><b>ACSL012A</b> -Pershoek voor binnenste kamer -Clame à presser pour chambre intérieure -Eckverbinder Stanzbar für innere kammer -Clamping corner for inside chamber</p> <p>X=12mm Y=18mm</p>	1 24	Stuk Pièce Stück Piece	TL219	<table border="1"> <tr><td>BR</td><td></td></tr> <tr><td>AN</td><td></td></tr> <tr><td>KL</td><td></td></tr> <tr><td>GS</td><td></td></tr> <tr><td>Z</td><td></td></tr> <tr><td>W</td><td></td></tr> </table>	BR		AN		KL		GS		Z		W	
BR																
AN																
KL																
GS																
Z																
W																
 <p><b>ACSL013A</b> -Schroefhoek voor binnenste kamer -Clame à visser pour chambre intérieure -Eckverbinder Schraubbar für innere kammer -Square coupling joint for inside chamber</p> <p>X=12mm Y=18mm</p>  ACVG65	1 24	Stuk Pièce Stück Piece	TL219	<table border="1"> <tr><td>BR</td><td></td></tr> <tr><td>AN</td><td></td></tr> <tr><td>KL</td><td></td></tr> <tr><td>GS</td><td></td></tr> <tr><td>Z</td><td></td></tr> <tr><td>W</td><td></td></tr> </table>	BR		AN		KL		GS		Z		W	
BR																
AN																
KL																
GS																
Z																
W																
 <p><b>ACSR012A</b> -Borstel 8mm -Brosse 8mm -Bürste 8mm -Brush 8mm</p>	100	m		<table border="1"> <tr><td>BR</td><td>X</td></tr> <tr><td>AN</td><td></td></tr> <tr><td>KL</td><td></td></tr> <tr><td>GS</td><td></td></tr> <tr><td>Z</td><td></td></tr> <tr><td>W</td><td></td></tr> </table>	BR	X	AN		KL		GS		Z		W	
BR	X															
AN																
KL																
GS																
Z																
W																
 <p><b>ACUN020</b> -Klembaar verstekhoekje -Equerre avec fonction de serrage -Eckverbindung mit sperrfunktion -Alignment corner with locking function</p>	10	Stuk Pièce Stück Piece	TL010 TL011 TL012 TL020 TL021 TL022	<table border="1"> <tr><td>BR</td><td></td></tr> <tr><td>AN</td><td></td></tr> <tr><td>KL</td><td></td></tr> <tr><td>GS</td><td></td></tr> <tr><td>Z</td><td></td></tr> <tr><td>W</td><td></td></tr> </table>	BR		AN		KL		GS		Z		W	
BR																
AN																
KL																
GS																
Z																
W																
 <p><b>ACUN060</b> -Afgerond alu glaslathoekje -Angle pour parclose arrondi en aluminium -Afgerunde bördelnde glasecke in aluminium -Aluminium rounded glass beading corner</p>	20	Stuk Pièce Stück Piece	VL161 VL164 VL166 VL66	<table border="1"> <tr><td>BR</td><td>X</td></tr> <tr><td>AN</td><td></td></tr> <tr><td>KL</td><td></td></tr> <tr><td>GS</td><td>X</td></tr> <tr><td>Z</td><td></td></tr> <tr><td>W</td><td>X</td></tr> </table>	BR	X	AN		KL		GS	X	Z		W	X
BR	X															
AN																
KL																
GS	X															
Z																
W	X															








		Verp. per Emb. par Pack pr. Pack pr.	Eenheid Unité Einheit Unit	Toepassing Application Anwendung Application	Kleur Couleur Farbe Color												
	<b>ACVG231</b> -Beglazingsrubber buiten 2mm -Joint de vitrage extérieure 2mm -Glasanlage-Dichtung 2mm -Glazing gasket outside 2mm	200	m	TL010 TL011 TL012 TL020 TL021 TL022 TL030 TL031 TL032 ...	<table border="1"> <tr><td>BR</td><td></td></tr> <tr><td>AN</td><td></td></tr> <tr><td>KL</td><td></td></tr> <tr><td>GS</td><td></td></tr> <tr><td>Z</td><td></td></tr> <tr><td>W</td><td></td></tr> </table>	BR		AN		KL		GS		Z		W	
BR																	
AN																	
KL																	
GS																	
Z																	
W																	
	<b>ACVG231N</b> -Beglazingsrubber buiten 2mm ronddraaiend -Joint de vitrage extérieure 2mm tournant -Glasanlage-Dichtung 2mm herumdrehend -Glazing gasket outside 2mm rotated	200	m	TL010 TL011 TL012 TL020 TL021 TL022 TL030 TL031 TL032 ...	<table border="1"> <tr><td>BR</td><td></td></tr> <tr><td>AN</td><td></td></tr> <tr><td>KL</td><td></td></tr> <tr><td>GS</td><td></td></tr> <tr><td>Z</td><td></td></tr> <tr><td>W</td><td></td></tr> </table>	BR		AN		KL		GS		Z		W	
BR																	
AN																	
KL																	
GS																	
Z																	
W																	
	<b>ACVG31</b> -Beglazingsrubber buiten 3mm -Joint de vitrage extérieure 3mm -Glasanlage-Dichtung 3mm -Glazing gasket outside 3mm	200	m	TL010 TL011 TL012 TL020 TL021 TL022 TL030 TL031 TL032 ...	<table border="1"> <tr><td>BR</td><td></td></tr> <tr><td>AN</td><td></td></tr> <tr><td>KL</td><td></td></tr> <tr><td>GS</td><td></td></tr> <tr><td>Z</td><td></td></tr> <tr><td>W</td><td></td></tr> </table>	BR		AN		KL		GS		Z		W	
BR																	
AN																	
KL																	
GS																	
Z																	
W																	
	<b>ACVG31N</b> -Beglazingsrubber buiten 3mm ronddraaiend -Joint de vitrage extérieure 3mm tournant -Glasanlage-Dichtung 3mm herumdrehend -Glazing gasket outside 3mm rotated	200	m	TL010 TL011 TL012 TL020 TL021 TL022 TL030 TL031 TL032 ...	<table border="1"> <tr><td>BR</td><td></td></tr> <tr><td>AN</td><td></td></tr> <tr><td>KL</td><td></td></tr> <tr><td>GS</td><td></td></tr> <tr><td>Z</td><td></td></tr> <tr><td>W</td><td></td></tr> </table>	BR		AN		KL		GS		Z		W	
BR																	
AN																	
KL																	
GS																	
Z																	
W																	
	<b>ACVG131</b> -Beglazingsrubber buiten 5mm -Joint de vitrage extérieure 5mm -Glasanlage-Dichtung 5mm -Glazing gasket outside 5mm	100	m	TL010 TL011 TL012 TL020 TL021 TL022 TL030 TL031 TL032 ...	<table border="1"> <tr><td>BR</td><td></td></tr> <tr><td>AN</td><td></td></tr> <tr><td>KL</td><td></td></tr> <tr><td>GS</td><td></td></tr> <tr><td>Z</td><td></td></tr> <tr><td>W</td><td></td></tr> </table>	BR		AN		KL		GS		Z		W	
BR																	
AN																	
KL																	
GS																	
Z																	
W																	

BR = BRUT - BRUT - ROH - BRUT  
 AN (X) = ANODISATIE - ANODISE - ELOXIERT - ANODISED  
 AN ( ) = GELAKT - LAQUE - LACKIERT - LACQUERED -- RAL9006M  
 KL = STANDAARDKLEUREN - COULEUR STANDARD - BASIS FARBEN - BASIC COLORS  
 GS = GEMOFFELD SPECIAAL - LAQUE SPECIAL - SPECIALFARBE - SPECIAL COLOR

 GEREEDSCHAP - OUTILLAGE  
 WERKZEUG - TOOL  
 BEVESTIGING - FIXATION  
 BEFESTIGUNG - FIXATION



		Verp. per Emb. par Pack pr.	Einheid Unité Einheit Unit	Toepassing Application Anwendung Application	Kleur Couleur Farbe Color
	<b>ACVG131N</b> -Beglazingsrubber buiten 5mm ronddraaiend -Joint de vitrage extérieure 5mm tournant -Glasanlage-Dichtung 5mm herumdrehend -Glazing gasket outside 5mm rotated	100	m	TL010 TL011 TL012 TL020 TL021 TL022 TL030 TL031 TL032 ...	BR AN KL GS Z W
	<b>ACVG32</b> -Beglazingsrubber 3mm -Joint de vitrage 3mm -Glasdichtung 3mm -Glazing gasket 3mm	100	m	TL010 TL011 TL012 TL020 TL021 TL022 TL030 TL031 TL032 ...	BR AN KL GS Z W
	<b>ACVG32N</b> -Beglazingsrubber 3mm ronddraaiend -Joint de vitrage 3mm tournant -Glasdichtung 3mm herumdrehend -Glazing gasket 3mm rotated	100	m	TL010 TL011 TL012 TL020 TL021 TL022 TL030 TL031 TL032 ...	BR AN KL GS Z W
	<b>ACVG33</b> -Beglazingsrubber 4mm -Joint de vitrage 4mm -Glasdichtung 4mm -Glazing gasket 4mm	100	m	VL61 VL62 VL63 VL64 VL65 VL66 VL161 VL162 VL164 ...	BR AN KL GS Z W
	<b>ACVG33N</b> -Beglazingsrubber 4mm ronddraaiend -Joint de vitrage 4mm tournant -Glasdichtung 4mm herumdrehend -Glazing gasket 4mm rotated	100	m	VL61 VL62 VL63 VL64 VL65 VL66 VL161 VL162 VL164 ...	BR AN KL GS Z W

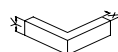
BR = BRUT - BRUT - ROH - BRUT  
 AN (X) = ANODISATIE - ANODISE - ELOXIERT - ANODISED  
 AN (■) = GELAKT - LAQUE - LACKIERT - LACQUERED -- RAL9006M  
 KL = STANDAARDKLEUREN - COULEUR STANDARD - BASIS FARBEN - BASIC COLORS  
 GS = GEMOFFELD SPECIAAL - LAQUE SPECIAL - SPECIALFARBE - SPECIAL COLOR




GEREEDSCHAP - OUTILLAGE  
WERKZEUG - TOOL



BEVESTIGING - FIXATION  
BEFESTIGUNG - FIXATION



		Verp. per Emb. par Pack pr. Pack pr.	Eenheid Unité Einheit Unit	Toepassing Application Anwendung Application	Kleur Couleur Farbe Color												
	<b>ACVG34</b> -Beglazingsrubber 5mm -Joint de vitrage 5mm -Glasdichtung 5mm -Glazing gasket 5mm	100	m	VL61 VL62 VL63 VL64 VL65 VL66 VL161 VL162 VL164 ...	<table border="1"> <tr><td>BR</td><td></td></tr> <tr><td>AN</td><td></td></tr> <tr><td>KL</td><td></td></tr> <tr><td>GS</td><td></td></tr> <tr><td>Z</td><td></td></tr> <tr><td>W</td><td></td></tr> </table>	BR		AN		KL		GS		Z		W	
BR																	
AN																	
KL																	
GS																	
Z																	
W																	
	<b>ACVG34N</b> -Beglazingsrubber 5mm ronddraaiend -Joint de vitrage 5mm tournant -Glasdichtung 5mm herumdrehend -Glazing gasket 5mm rotated	100	m	VL61 VL62 VL63 VL64 VL65 VL66 VL161 VL162 VL164 ...	<table border="1"> <tr><td>BR</td><td></td></tr> <tr><td>AN</td><td></td></tr> <tr><td>KL</td><td></td></tr> <tr><td>GS</td><td></td></tr> <tr><td>Z</td><td></td></tr> <tr><td>W</td><td></td></tr> </table>	BR		AN		KL		GS		Z		W	
BR																	
AN																	
KL																	
GS																	
Z																	
W																	
	<b>ACVG45</b> -Afdekkapje waterafvoer -Capuchon écoulement d'eau -Abdeckkappe entwässerung -Drain hole cover	1	Stuk Pièce Stück Pièce	TL010 TL011 TL012 TL020 TL021 TL022 TL030 TL031 TL032	<table border="1"> <tr><td>BR</td><td></td></tr> <tr><td>AN</td><td></td></tr> <tr><td>KL</td><td>X</td></tr> <tr><td>GS</td><td></td></tr> <tr><td>Z</td><td>X</td></tr> <tr><td>W</td><td>X</td></tr> </table>	BR		AN		KL	X	GS		Z	X	W	X
BR																	
AN																	
KL	X																
GS																	
Z	X																
W	X																
	<b>ACVG57</b> -Stormventieltje -Clapet anti-réoulement -Sturm ventil -Storm valve	1	Stuk Pièce Stück Pièce	TL057	<table border="1"> <tr><td>BR</td><td></td></tr> <tr><td>AN</td><td></td></tr> <tr><td>KL</td><td></td></tr> <tr><td>GS</td><td></td></tr> <tr><td>Z</td><td></td></tr> <tr><td>W</td><td></td></tr> </table>	BR		AN		KL		GS		Z		W	
BR																	
AN																	
KL																	
GS																	
Z																	
W																	
	<b>ACVG65</b> -Zeskantsleutel 2.5mm -Clé à six pans 2.5mm -Sechskantschlüssel 2.5mm -T-handle hexagon key 2.5mm	1	Stuk Pièce Stück Pièce	ACTL110 ACTL111 ACTL130	<table border="1"> <tr><td>BR</td><td></td></tr> <tr><td>AN</td><td></td></tr> <tr><td>KL</td><td></td></tr> <tr><td>GS</td><td></td></tr> <tr><td>Z</td><td></td></tr> <tr><td>W</td><td></td></tr> </table>	BR		AN		KL		GS		Z		W	
BR																	
AN																	
KL																	
GS																	
Z																	
W																	

BR = BRUT - BRUT - ROH - BRUT

AN (X) = ANODISATIE - ANODISE - ELOXIERT - ANODISED

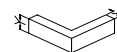
AN ( ) = GELAKT - LAQUE - LACKIERT - LACQUERED -- RAL9006M

KL = STANDAARDKLEUREN - COULEUR STANDARD - BASIS FARBEN -

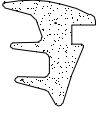
BASIC COLORS

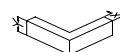
GS = GEMOFFELD SPECIAAL - LAQUE SPECIAL - SPECIALFARBE - SPE-





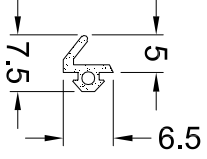
CIAL COLOR

GEREEDSCHAP - OUTILLAGE  
WERKZEUG - TOOLBEVESTIGING - FIXATION  
BEFESTIGUNG - FIXATION



	Verp. per Emb. par Pack pr.	Einheid Unit	Toepassing Application Anwendung	Kleur Couleur Farbe Color												
 <p><b>ACVG66</b> -Zeskantsleutel 3mm -Clé à six pans 3mm -Sechskantschlüssel 3mm -T-handle hexagon key 3mm</p>	1	Stuk Pièce Stück Piece	ACTL111B ACTL116B ACTL017A ACTL025B ACTL013B ACTL015B ACTL017B ACIP023B ACIP026B ACIP027B	<table border="1"> <tr><td>BR</td><td></td></tr> <tr><td>AN</td><td></td></tr> <tr><td>KL</td><td></td></tr> <tr><td>GS</td><td></td></tr> <tr><td>Z</td><td></td></tr> <tr><td>W</td><td></td></tr> </table>	BR		AN		KL		GS		Z		W	
BR																
AN																
KL																
GS																
Z																
W																
 <p><b>ACVG246</b> -Speciale zelft. inbusvijs -Vis spéciale -Schraube speziell -Special screw</p> <p> <b>DIN912 4,8x50 INOX A2</b></p>	1	Stuk Pièce Stück Piece	TL034 TL130	<table border="1"> <tr><td>BR</td><td></td></tr> <tr><td>AN</td><td></td></tr> <tr><td>KL</td><td></td></tr> <tr><td>GS</td><td></td></tr> <tr><td>Z</td><td></td></tr> <tr><td>W</td><td></td></tr> </table>	BR		AN		KL		GS		Z		W	
BR																
AN																
KL																
GS																
Z																
W																
 <p><b>ACVG340</b> -Beglazingsrubber 6mm -Joint de vitrage 6mm -Glasdichtung 6mm -Glazing gasket 6mm</p>	200	m	VL61 VL62 VL63 VL64 VL65 VL66 VL610 VL611 VL640	<table border="1"> <tr><td>BR</td><td></td></tr> <tr><td>AN</td><td></td></tr> <tr><td>KL</td><td></td></tr> <tr><td>GS</td><td></td></tr> <tr><td>Z</td><td></td></tr> <tr><td>W</td><td></td></tr> </table>	BR		AN		KL		GS		Z		W	
BR																
AN																
KL																
GS																
Z																
W																
 <p><b>ACVG340N</b> -Beglazingsrubber 6mm rondlopend -Joint de vitrage 6mm tournant -Glasdichtung 6mm herumdrehend -Glazing gasket 6mm rotated</p>	100	m	VL61 VL62 VL63 VL64 VL65 VL66 VL610 VL611 VL640	<table border="1"> <tr><td>BR</td><td></td></tr> <tr><td>AN</td><td></td></tr> <tr><td>KL</td><td></td></tr> <tr><td>GS</td><td></td></tr> <tr><td>Z</td><td></td></tr> <tr><td>W</td><td></td></tr> </table>	BR		AN		KL		GS		Z		W	
BR																
AN																
KL																
GS																
Z																
W																
 <p><b>ACVL020</b> -Verstekhoekje in inox -Equerre de jonction -Eckverstärkung -Framing square</p>	1	Stuk Pièce Stück Piece	TL010 TL011 TL012 TL020 TL021 TL022 TL023	<table border="1"> <tr><td>BR</td><td></td></tr> <tr><td>AN</td><td></td></tr> <tr><td>KL</td><td></td></tr> <tr><td>GS</td><td></td></tr> <tr><td>Z</td><td></td></tr> <tr><td>W</td><td></td></tr> </table>	BR		AN		KL		GS		Z		W	
BR																
AN																
KL																
GS																
Z																
W																



		Verp. per Emb. par Pack pr. Pack pr.	Eenheid Unité Einheit Unit	Toepassing Application Anwendung Application	Kleur Couleur Farbe Color												
	<b>ACVL020B</b> -Verstekhoekje in kunststof -Equerre de jonction en plastique -Eckverstärkung in plastik -Framing square in plastic	1	Stuk Pièce Stück Piece	TL010 TL011 TL012 TL020 TL021 TL022 TL023	<table border="1"> <tr><td>BR</td><td></td></tr> <tr><td>AN</td><td></td></tr> <tr><td>KL</td><td></td></tr> <tr><td>GS</td><td></td></tr> <tr><td>Z</td><td></td></tr> <tr><td>W</td><td></td></tr> </table>	BR		AN		KL		GS		Z		W	
BR																	
AN																	
KL																	
GS																	
Z																	
W																	
	<b>ACVL029</b> -Verstevigingsstukje voor T-verbinder -Pièce renforcement pour assemblage-T -Verstärkung stück für T-verbinder -Strengthening piece for connecting bracket	1	Stuk Pièce Stück Piece	TL030 TL031 TL032 TL034 TL130	<table border="1"> <tr><td>BR</td><td></td></tr> <tr><td>AN</td><td></td></tr> <tr><td>KL</td><td></td></tr> <tr><td>GS</td><td></td></tr> <tr><td>Z</td><td></td></tr> <tr><td>W</td><td></td></tr> </table>	BR		AN		KL		GS		Z		W	
BR																	
AN																	
KL																	
GS																	
Z																	
W																	
	<b>ACVL031</b> -Aanslagdichting ramen -Joint pour fenêtres -Flügeldichtung rahmen -Gasket for windows	100	m	TL020 TL021 TL022 TL023	<table border="1"> <tr><td>BR</td><td></td></tr> <tr><td>AN</td><td></td></tr> <tr><td>KL</td><td></td></tr> <tr><td>GS</td><td></td></tr> <tr><td>Z</td><td></td></tr> <tr><td>W</td><td></td></tr> </table>	BR		AN		KL		GS		Z		W	
BR																	
AN																	
KL																	
GS																	
Z																	
W																	
	<b>ACVL031N</b> -Aanslagdichting ramen ronddraaiend -Joint pour fenêtres tournant -Flügeldichtung rahmen herumdrehend -Gasket for windows rotated	100	m	TL020 TL021 TL022 TL023	<table border="1"> <tr><td>BR</td><td></td></tr> <tr><td>AN</td><td></td></tr> <tr><td>KL</td><td></td></tr> <tr><td>GS</td><td></td></tr> <tr><td>Z</td><td></td></tr> <tr><td>W</td><td></td></tr> </table>	BR		AN		KL		GS		Z		W	
BR																	
AN																	
KL																	
GS																	
Z																	
W																	
	<b>ACVL032</b> -Aanslagdichting -Joint pour ouvrant -Flügeldichtung -Gasket	100	m	TL011	<table border="1"> <tr><td>BR</td><td></td></tr> <tr><td>AN</td><td></td></tr> <tr><td>KL</td><td></td></tr> <tr><td>GS</td><td></td></tr> <tr><td>Z</td><td></td></tr> <tr><td>W</td><td></td></tr> </table>	BR		AN		KL		GS		Z		W	
BR																	
AN																	
KL																	
GS																	
Z																	
W																	

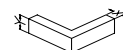
BR = BRUT - BRUT - ROH - BRUT  
 AN (X) = ANODISATIE - ANODISE - ELOXIERT - ANODISED  
 AN ( ) = GELAKT - LAQUE - LACKIERT - LACQUERED -- RAL9006M  
 KL = STANDAARDKLEUREN - COULEUR STANDARD - BASIS FARBEN -  
 BASIC COLORS  
 GS = GEMOFFELD SPECIAAL - LAQUE SPECIAL - SPECIALFARBE - SPE-  
 CIAL COLOR


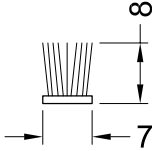
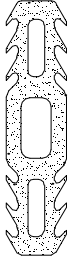





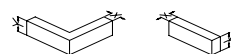
GEREEDSCHAP - OUTILLAGE  
 WERKZEUG - TOOL



BEVESTIGING - FIXATION  
 BEFESTIGUNG - FIXATION




		Verp. per Emb. par Pack pr.	Eenheid Unité Einheit Unit	Toepassing Application Anwendung Application	Kleur Couleur Farbe Color												
	<b>ACVL032N</b> -Aanslagdichting rondlopend -Joint pour ouvrant tournant -Flügelichtung herumdrehend -Gasket rotated	100	m	TL011	<table border="1"> <tr><td>BR</td><td></td></tr> <tr><td>AN</td><td></td></tr> <tr><td>KL</td><td></td></tr> <tr><td>GS</td><td></td></tr> <tr><td>Z</td><td></td></tr> <tr><td>W</td><td></td></tr> </table>	BR		AN		KL		GS		Z		W	
BR																	
AN																	
KL																	
GS																	
Z																	
W																	
	<b>ACVL033</b> -Borsteldichting onderkant deur -Brosse dessous porte -Bürstendichtung für Türen -Brush fitting for bottom door	50	m	VL73	<table border="1"> <tr><td>BR</td><td></td></tr> <tr><td>AN</td><td></td></tr> <tr><td>KL</td><td></td></tr> <tr><td>GS</td><td></td></tr> <tr><td>Z</td><td></td></tr> <tr><td>W</td><td></td></tr> </table>	BR		AN		KL		GS		Z		W	
BR																	
AN																	
KL																	
GS																	
Z																	
W																	
	<b>ACVL035</b> -Koppelingsvoeg -Joint de couplage -Kupplungsdichtung -Coupling gasket	25	m	VL58	<table border="1"> <tr><td>BR</td><td></td></tr> <tr><td>AN</td><td></td></tr> <tr><td>KL</td><td></td></tr> <tr><td>GS</td><td></td></tr> <tr><td>Z</td><td></td></tr> <tr><td>W</td><td></td></tr> </table>	BR		AN		KL		GS		Z		W	
BR																	
AN																	
KL																	
GS																	
Z																	
W																	
	<b>ACVL057</b> -Glassteun -Support calle de vitrage -Klotz-auflage -Glazing support	1	Stuk Pièce Stück Pièce	TL010 TL011 TL012 TL020 TL021 TL022 TL030 TL031 TL032	<table border="1"> <tr><td>BR</td><td></td></tr> <tr><td>AN</td><td></td></tr> <tr><td>KL</td><td></td></tr> <tr><td>GS</td><td></td></tr> <tr><td>Z</td><td></td></tr> <tr><td>W</td><td></td></tr> </table>	BR		AN		KL		GS		Z		W	
BR																	
AN																	
KL																	
GS																	
Z																	
W																	
	<b>ACVL058</b> -Klemstuk VL70 -Clip pour VL70 -Befestigungskotz für VL70 -Clip for VL70   <b>DIN963 M5x15</b>	1	Stuk Pièce Stück Pièce	VL70	<table border="1"> <tr><td>BR</td><td></td></tr> <tr><td>AN</td><td></td></tr> <tr><td>KL</td><td></td></tr> <tr><td>GS</td><td></td></tr> <tr><td>Z</td><td></td></tr> <tr><td>W</td><td></td></tr> </table>	BR		AN		KL		GS		Z		W	
BR																	
AN																	
KL																	
GS																	
Z																	
W																	










		Verp. per Emb. par Pack pr. Pack pr.	Eenheid Unité Einheit Unit	Toepassing Application Anwendung Application	Kleur Couleur Farbe Color												
	<b>ACVL059</b> -Eindkapjes voor VL72 -Embout pour VL72 -Endstück für VL72 -Sealing sill member for VL72	1	Set	VL72 VL73	<table border="1"> <tr><td>BR</td><td></td></tr> <tr><td>AN</td><td></td></tr> <tr><td>KL</td><td></td></tr> <tr><td>GS</td><td></td></tr> <tr><td>Z</td><td>X</td></tr> <tr><td>W</td><td>X</td></tr> </table>	BR		AN		KL		GS		Z	X	W	X
BR																	
AN																	
KL																	
GS																	
Z	X																
W	X																
	<b>ACVL060</b> -Sluistuk PVC voor condensgoot -Arrêt d'eau PVC pour seuil -Dichtungsstück PVC -Nylon piece for sill member	1	Stuk Pièce Stück Pièce	VL57	<table border="1"> <tr><td>BR</td><td></td></tr> <tr><td>AN</td><td></td></tr> <tr><td>KL</td><td></td></tr> <tr><td>GS</td><td></td></tr> <tr><td>Z</td><td>X</td></tr> <tr><td>W</td><td>X</td></tr> </table>	BR		AN		KL		GS		Z	X	W	X
BR																	
AN																	
KL																	
GS																	
Z	X																
W	X																
	<b>ACVL061</b> -Blindklinknagel voor VL72 -Rivet pop pour VL72 -Blindniete für VL72 -Rivet for VL72	100	Stuk Pièce Stück Pièce	VL72	<table border="1"> <tr><td>BR</td><td></td></tr> <tr><td>AN</td><td></td></tr> <tr><td>KL</td><td></td></tr> <tr><td>GS</td><td></td></tr> <tr><td>Z</td><td></td></tr> <tr><td>W</td><td></td></tr> </table>	BR		AN		KL		GS		Z		W	
BR																	
AN																	
KL																	
GS																	
Z																	
W																	
	<b>ACVL062</b> -Inloopstuk rolluikgeleider -Entonnoir coulisseau store -Inlaufstück für Rolladen -Enterpiece for shutter	1	Set	VL70	<table border="1"> <tr><td>BR</td><td></td></tr> <tr><td>AN</td><td></td></tr> <tr><td>KL</td><td></td></tr> <tr><td>GS</td><td></td></tr> <tr><td>Z</td><td>X</td></tr> <tr><td>W</td><td>X</td></tr> </table>	BR		AN		KL		GS		Z	X	W	X
BR																	
AN																	
KL																	
GS																	
Z	X																
W	X																
	<b>ACVL063</b> -Aandrukrol voor rolluik -Rouleau renvoi pour store -Andrückrolle für Rolladen -Push roller for shutter	1	Stuk Pièce Stück Pièce	VL71	<table border="1"> <tr><td>BR</td><td></td></tr> <tr><td>AN</td><td></td></tr> <tr><td>KL</td><td></td></tr> <tr><td>GS</td><td></td></tr> <tr><td>Z</td><td></td></tr> <tr><td>W</td><td></td></tr> </table>	BR		AN		KL		GS		Z		W	
BR																	
AN																	
KL																	
GS																	
Z																	
W																	

BR = BRUT - BRUT - ROH - BRUT  
 AN (X) = ANODISATIE - ANODISE - ELOXIERT - ANODISED  
 AN ( ) = GELAKT - LAQUE - LACKIERT - LACQUERED -- RAL9006M  
 KL = STANDAARDKLEUREN - COULEUR STANDARD - BASIS FARBEN -  
 BASIC COLORS  
 GS = GEMOFFELD SPECIAAL - LAQUE SPECIAL - SPECIALFARBE - SPE-  
 CIAL COLOR

 GEREEDSCHAP - OUTILLAGE  
 WERKZEUG - TOOL  
 BEVESTIGING - FIXATION  
 BEFESTIGUNG - FIXATION



	Verp. per Emb. par Pack pr. Pack pr.	Einheid Unit	Toepassing Application	Kleur Couleur												
 <p><b>ACVL090 L/R</b>                      -Draaidoos 180°                      -Pivot 180°                      -Drehschalenlager 180°                      -Pivot box 180°</p> <p>Schroeven niet meegeleverd                      Fourniture sans vis                      Lieferung ohne schrauben                      Delivered without screws</p> <p>(Max.:hor.=180Kg   <b>DIN963 M5x20</b></p>	1	Stuk Pièce Stück Piece	VL45	<table border="1"> <tr><td>BR</td><td></td></tr> <tr><td>AN</td><td>X</td></tr> <tr><td>KL</td><td>X</td></tr> <tr><td>GS</td><td>X</td></tr> <tr><td>Z</td><td></td></tr> <tr><td>W</td><td></td></tr> </table>	BR		AN	X	KL	X	GS	X	Z		W	
BR																
AN	X															
KL	X															
GS	X															
Z																
W																
 <p><b>ACVL091 L/R</b>                      -Draaidoos 180° + bloc.                      -Pivot 180° + bloc.                      -Drehschalenlager 180° + spaltl.                      -Pivot box 180°+ ventilation</p> <p>Schroeven niet meegeleverd                      Fourniture sans vis                      Lieferung ohne schrauben                      Delivered without screws</p> <p>(Max.:hor.=180Kg   <b>DIN963 M5x20</b></p>	1	Stuk Pièce Stück Piece	VL45	<table border="1"> <tr><td>BR</td><td></td></tr> <tr><td>AN</td><td>X</td></tr> <tr><td>KL</td><td>X</td></tr> <tr><td>GS</td><td>X</td></tr> <tr><td>Z</td><td>X</td></tr> <tr><td>W</td><td>X</td></tr> </table>	BR		AN	X	KL	X	GS	X	Z	X	W	X
BR																
AN	X															
KL	X															
GS	X															
Z	X															
W	X															
 <p><b>ACVL092</b>                      Set sluitwerk voor wentelraam                      -Set verrouillage pour pivotant                      -Zubehorteile für Swingflügel                      -Set for pivoting window</p>	1	Stuk Pièce Stück Piece	VL45	<table border="1"> <tr><td>BR</td><td></td></tr> <tr><td>AN</td><td></td></tr> <tr><td>KL</td><td></td></tr> <tr><td>GS</td><td></td></tr> <tr><td>Z</td><td></td></tr> <tr><td>W</td><td></td></tr> </table>	BR		AN		KL		GS		Z		W	
BR																
AN																
KL																
GS																
Z																
W																
 <p><b>ACVL093</b>                      -Afgeronde raamkruk CS                      -Cremone arrondie FC                      -Abgerundet handgriff CV                      -Rounded handle CC</p> <p>Schroeven niet meegeleverd                      Fourniture sans vis                      Lieferung ohne schrauben                      Delivered without screws</p> <p> <b>DIN7985 M5x30</b></p>	1	Stuk Pièce Stück Piece	TL032	<table border="1"> <tr><td>BR</td><td></td></tr> <tr><td>AN</td><td>X</td></tr> <tr><td>KL</td><td>X</td></tr> <tr><td>GS</td><td>X</td></tr> <tr><td>Z</td><td></td></tr> <tr><td>W</td><td></td></tr> </table>	BR		AN	X	KL	X	GS	X	Z		W	
BR																
AN	X															
KL	X															
GS	X															
Z																
W																
 <p><b>ACVL094</b>                      -Afgeronde raamkruk CS met cilinder                      -Cremone arrondie FC avec cylindre                      -Abgerundet handgriff CV mit zylinder                      -Rounded handle CC with cylinder</p> <p>Schroeven niet meegeleverd                      Fourniture sans vis                      Lieferung ohne schrauben                      Delivered without screws</p> <p> <b>DIN7985 M5x30</b></p>	1	Stuk Pièce Stück Piece	TL032	<table border="1"> <tr><td>BR</td><td></td></tr> <tr><td>AN</td><td>X</td></tr> <tr><td>KL</td><td>X</td></tr> <tr><td>GS</td><td>X</td></tr> <tr><td>Z</td><td></td></tr> <tr><td>W</td><td></td></tr> </table>	BR		AN	X	KL	X	GS	X	Z		W	
BR																
AN	X															
KL	X															
GS	X															
Z																
W																

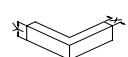
BR = BRUT - BRUT - ROH - BRUT  
 AN (X) = ANODISATIE - ANODISE - ELOXIERT - ANODISED  
 AN (■) = GELAKT - LAQUE - LACKIERT - LACQUERED -- RAL9006M  
 KL = STANDAARDKLEUREN - COULEUR STANDARD - BASIS FARBEN - BASIC COLORS  
 GS = GEMOFFELD SPECIAAL - LAQUE SPECIAL - SPECIALFARBE - SPECIAL COLOR



GEREEDSCHAP - OUTILLAGE  
 WERKZEUG - TOOL





BEVESTIGING - FIXATION  
 BEFESTIGUNG - FIXATION



		Verp. per Emb. par Pack pr. Pack pr.	Eenheid Unité Einheit Unit	Toepassing Application Anwendung Application	Kleur Couleur Farbe Color
	<b>ACVL117</b> -Cilinder 30-50 -Cylindre 30-50 -Zylinder 30-50 -Cylinder 30-50	1	Stuk Pièce Stück Pièce	ACVL705 ACVL706 ACVL707 ACVL708	BR AN KL GS Z W
	<b>ACVL127</b> -Stang 2.5m -Barreau 2.5m -Stange 2.5m -Rod 2.5m	1	Stuk Pièce Stück Pièce	ACVL426	BR AN KL GS Z W
	<b>ACVL130</b> -Muuranker -Doguet de fixation -Verankerung -Anchor	1	Stuk Pièce Stück Pièce	TL010 TL011 TL012 TL030 TL031 TL032	BR AN KL GS Z W
	<b>ACVL150</b> -Zeskantsleutel 4mm -Clé à six pans 4mm -Sechskantschlüssel 4mm -T-handle hexagon-key 4mm	1	Stuk Pièce Stück Pièce	ACTL025B ACTL130 ACIP026B ACIP027B	BR AN KL GS Z W
	<b>ACVL158</b> -Oil spray -Oil spray -Oil spray -Oil spray	1	Stuk Pièce Stück Pièce		BR AN KL GS Z W

BR = BRUT - BRUT - ROH - BRUT  
 AN (X) = ANODISATIE - ANODISE - ELOXIERT - ANODISED  
 AN ( ) = GELAKT - LAQUE - LACKIERT - LACQUERED -- RAL9006M  
 KL = STANDAARDKLEUREN - COULEUR STANDARD - BASIS FARBEN -  
 BASIC COLORS  
 GS = GEMOFFELD SPECIAAL - LAQUE SPECIAL - SPECIALFARBE - SPE-  
 CIAL COLOR

 GEREEDSCHAP - OUTILLAGE  
 WERKZEUG - TOOL  
 BEVESTIGING - FIXATION  
 BEFESTIGUNG - FIXATION



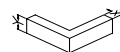
		Verp. per Emb. par Pack pr.	Einheid Unité Einheit Unit	Toepassing Application Anwendung Application	Kleur Couleur Farbe Color												
	<b>ACVL159</b> -Secondenlijm -Colle cyanoacrylate -Cyanacrylate kleber -Cyanacrylat glue	1	Stuk Pièce Stück Pièce		<table border="1"> <tr><td>BR</td><td></td></tr> <tr><td>AN</td><td></td></tr> <tr><td>KL</td><td></td></tr> <tr><td>GS</td><td></td></tr> <tr><td>Z</td><td></td></tr> <tr><td>W</td><td></td></tr> </table>	BR		AN		KL		GS		Z		W	
BR																	
AN																	
KL																	
GS																	
Z																	
W																	
	<b>ACVL162</b> -Boormal voor ACTL110 -Calibre pour ACTL110 -Bohrschablone für ACTL110 -Boring jig set for ACTL110	1	Stuk Pièce Stück Pièce	TL010	<table border="1"> <tr><td>BR</td><td></td></tr> <tr><td>AN</td><td></td></tr> <tr><td>KL</td><td></td></tr> <tr><td>GS</td><td></td></tr> <tr><td>Z</td><td></td></tr> <tr><td>W</td><td></td></tr> </table>	BR		AN		KL		GS		Z		W	
BR																	
AN																	
KL																	
GS																	
Z																	
W																	
	<b>ACVL163</b> -Boormal voor ACTL111 -Calibre pour ACTL111 -Bohrschablone für loch für ACTL111 -Boring jig set for ACTL111	1	Stuk Pièce Stück Pièce	TL020	<table border="1"> <tr><td>BR</td><td></td></tr> <tr><td>AN</td><td></td></tr> <tr><td>KL</td><td></td></tr> <tr><td>GS</td><td></td></tr> <tr><td>Z</td><td></td></tr> <tr><td>W</td><td></td></tr> </table>	BR		AN		KL		GS		Z		W	
BR																	
AN																	
KL																	
GS																	
Z																	
W																	
	<b>ACVL164</b> -Boormal voor ACTL130 -Calibre pour ACTL130 -Bohrschablone für ACTL130 -Boring jig set for ACTL130	1	Stuk Pièce Stück Pièce	TL030	<table border="1"> <tr><td>BR</td><td></td></tr> <tr><td>AN</td><td></td></tr> <tr><td>KL</td><td></td></tr> <tr><td>GS</td><td></td></tr> <tr><td>Z</td><td></td></tr> <tr><td>W</td><td></td></tr> </table>	BR		AN		KL		GS		Z		W	
BR																	
AN																	
KL																	
GS																	
Z																	
W																	
	<b>ACVL169</b> -Boormal voor schroefgaten -Calibre pour trou de vis -Bohrschablone für loch für schraube -Boring jig set for screwhole	1	Stuk Pièce Stück Pièce	TL034 TL130	<table border="1"> <tr><td>BR</td><td></td></tr> <tr><td>AN</td><td></td></tr> <tr><td>KL</td><td></td></tr> <tr><td>GS</td><td></td></tr> <tr><td>Z</td><td></td></tr> <tr><td>W</td><td></td></tr> </table>	BR		AN		KL		GS		Z		W	
BR																	
AN																	
KL																	
GS																	
Z																	
W																	


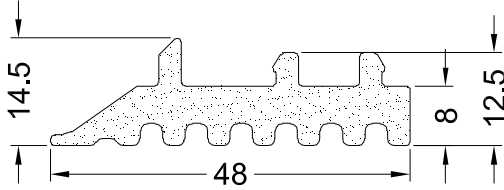



BR = BRUT - BRUT - ROH - BRUT  
 AN (X) = ANODISATIE - ANODISE - ELOXIERT - ANODISED  
 AN (■) = GELAKT - LAQUE - LACKIERT - LACQUERED -- RAL9006M  
 KL = STANDAARDKLEUREN - COULEUR STANDARD - BASIS FARBEN - BASIC COLORS  
 GS = GEMOFFELD SPECIAAL - LAQUE SPECIAL - SPECIALFARBE - SPECIAL COLOR



GEREEDSCHAP - OUTILLAGE  
WERKZEUG - TOOL

BEVESTIGING - FIXATION  
BEFESTIGUNG - FIXATION



		Verp. per Emb. par Pack pr. Pack pr.	Eenheid Unité Einheit Unit	Toepassing Application Anwendung Application	Kleur Couleur Farbe Color												
	<b>ACVL231</b> -Hoek voor aaslagdichting -Pièce d'onglet pour joint -Eckstück für flugeldichtung -Cornerpiece for gasket	1	Stuk Pièce Stück Pièce	TL020 TL021 TL022	<table border="1"> <tr><td>BR</td><td></td></tr> <tr><td>AN</td><td></td></tr> <tr><td>KL</td><td></td></tr> <tr><td>GS</td><td></td></tr> <tr><td>Z</td><td></td></tr> <tr><td>W</td><td></td></tr> </table>	BR		AN		KL		GS		Z		W	
BR																	
AN																	
KL																	
GS																	
Z																	
W																	
	<b>ACVL300</b> -Basisrubber -Base gache -Basisgummi -Spacer	25	m	TL010 TL011 TL012	<table border="1"> <tr><td>BR</td><td></td></tr> <tr><td>AN</td><td></td></tr> <tr><td>KL</td><td></td></tr> <tr><td>GS</td><td></td></tr> <tr><td>Z</td><td></td></tr> <tr><td>W</td><td></td></tr> </table>	BR		AN		KL		GS		Z		W	
BR																	
AN																	
KL																	
GS																	
Z																	
W																	
	<b>ACVL426</b> -Stangenslot -Verrou -Kantriegel -Door bolts	1	Stuk Pièce Stück Pièce	TL224 TL225	<table border="1"> <tr><td>BR</td><td></td></tr> <tr><td>AN</td><td></td></tr> <tr><td>KL</td><td></td></tr> <tr><td>GS</td><td></td></tr> <tr><td>Z</td><td></td></tr> <tr><td>W</td><td></td></tr> </table>	BR		AN		KL		GS		Z		W	
BR																	
AN																	
KL																	
GS																	
Z																	
W																	
	<b>ACVL432</b> -Deurgrendel voor driepuntslot -Verrou porte pour serrure à 3 points -Tür Kantriegel für Dreipunktschloss -Extended bolt for lock with 3 points	1	Stuk Pièce Stück Pièce	TL224 TL225	<table border="1"> <tr><td>BR</td><td></td></tr> <tr><td>AN</td><td></td></tr> <tr><td>KL</td><td></td></tr> <tr><td>GS</td><td></td></tr> <tr><td>Z</td><td></td></tr> <tr><td>W</td><td></td></tr> </table>	BR		AN		KL		GS		Z		W	
BR																	
AN																	
KL																	
GS																	
Z																	
W																	
	<b>ACVL434</b> -Sluistuk voor ACVL432 -Gache pour ACVL432 -Schliesplatte für ACVL432 -Keeper for ACVL432	1	Stuk Pièce Stück Pièce	ACVL432	<table border="1"> <tr><td>BR</td><td></td></tr> <tr><td>AN</td><td></td></tr> <tr><td>KL</td><td></td></tr> <tr><td>GS</td><td></td></tr> <tr><td>Z</td><td></td></tr> <tr><td>W</td><td></td></tr> </table>	BR		AN		KL		GS		Z		W	
BR																	
AN																	
KL																	
GS																	
Z																	
W																	

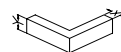
BR = BRUT - BRUT - ROH - BRUT  
AN (X) = ANODISATIE - ANODISE - ELOXIERT - ANODISED  
AN ( ) = GELAKT - LAQUE - LACKIERT - LACQUERED -- RAL9006M  
KL = STANDAARDKLEUREN - COULEUR STANDARD - BASIS FARBEN -  
BASIC COLORS  
GS = GEMOFFELD SPECIAAL - LAQUE SPECIAL - SPECIALFARBE - SPE-  
CIAL COLOR



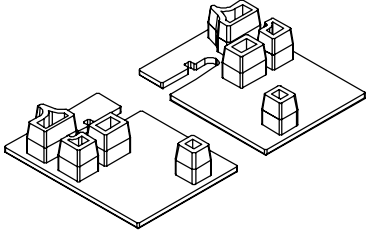




GEREEDSCHAP - OUTILLAGE  
WERKZEUG - TOOL

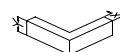





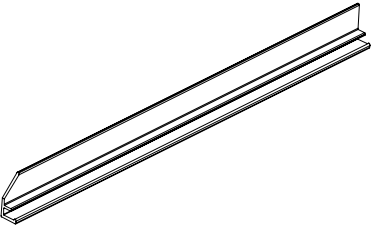

BEVESTIGING - FIXATION  
BEFESTIGUNG - FIXATION







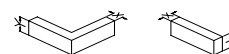
	Verp. per Emb. par Pack pr.	Einheid Unit	Toepassing Application	Kleur Couleur												
 <p><b>ACVL457</b> -Eindstuk voor VL457 en VL479-&gt;484 -Pièce laterale pour VL457 en VL479-&gt;484 -Abdichtung für VL457 en VL479-&gt;484 -Sealing VL457 en VL479-&gt;484</p>	1	set	VL479 VL480 VL481 VL482 VL483 VL484	<table border="1"> <tr><td>BR</td><td></td></tr> <tr><td>AN</td><td></td></tr> <tr><td>KL</td><td></td></tr> <tr><td>GS</td><td></td></tr> <tr><td>Z</td><td></td></tr> <tr><td>W</td><td></td></tr> </table>	BR		AN		KL		GS		Z		W	
BR																
AN																
KL																
GS																
Z																
W																
 <p><b>ACVL477</b> -Bevestigingsclips voor VL457 en VL479-&gt;VL484 -Fixation pour VL457 et VL479-&gt;VL484 -Zubehorteile für VL457 und VL479-&gt;VL484 -Access. for VL457 and VL479-&gt;VL484</p>	1	Stuk Pièce Stück Piece	VL457 VL479 VL480 VL481 VL482 VL483 VL484	<table border="1"> <tr><td>BR</td><td></td></tr> <tr><td>AN</td><td></td></tr> <tr><td>KL</td><td></td></tr> <tr><td>GS</td><td></td></tr> <tr><td>Z</td><td></td></tr> <tr><td>W</td><td></td></tr> </table>	BR		AN		KL		GS		Z		W	
BR																
AN																
KL																
GS																
Z																
W																
 <p><b>ACVL479 L/R</b> -Eindstukken -Pièces latérales -Abdichtung -Sealing sill member</p>	1	Stuk Pièce Stück Piece	VL479	<table border="1"> <tr><td>BR</td><td>X</td></tr> <tr><td>AN</td><td>X</td></tr> <tr><td>KL</td><td>X</td></tr> <tr><td>GS</td><td>X</td></tr> <tr><td>Z</td><td></td></tr> <tr><td>W</td><td></td></tr> </table>	BR	X	AN	X	KL	X	GS	X	Z		W	
BR	X															
AN	X															
KL	X															
GS	X															
Z																
W																
 <p><b>ACVL480 L/R</b> -Eindstukken -Pièces latérales -Abdichtung -Sealing sill member</p>	1	Stuk Pièce Stück Piece	VL480	<table border="1"> <tr><td>BR</td><td>X</td></tr> <tr><td>AN</td><td>X</td></tr> <tr><td>KL</td><td>X</td></tr> <tr><td>GS</td><td>X</td></tr> <tr><td>Z</td><td></td></tr> <tr><td>W</td><td></td></tr> </table>	BR	X	AN	X	KL	X	GS	X	Z		W	
BR	X															
AN	X															
KL	X															
GS	X															
Z																
W																
 <p><b>ACVL481 L/R</b> -Eindstukken -Pièces latérales -Abdichtung -Sealing sill member</p>	1	Stuk Pièce Stück Piece	VL481	<table border="1"> <tr><td>BR</td><td>X</td></tr> <tr><td>AN</td><td>X</td></tr> <tr><td>KL</td><td>X</td></tr> <tr><td>GS</td><td>X</td></tr> <tr><td>Z</td><td></td></tr> <tr><td>W</td><td></td></tr> </table>	BR	X	AN	X	KL	X	GS	X	Z		W	
BR	X															
AN	X															
KL	X															
GS	X															
Z																
W																



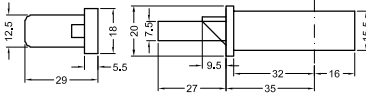

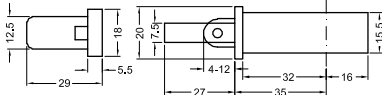


		Verp. per Emb. par Pack pr.	Eenheid Unité Einheit Unit	Toepassing Application Anwendung Application	Kleur Couleur Farbe Color												
	<b>ACVL482 L/R</b> -Eindstukken -Pièces latérales -Abdichtung -Sealing sill member	1	Stuk Pièce Stück Piece	VL482	<table border="1"> <tr><td>BR</td><td>X</td></tr> <tr><td>AN</td><td>X</td></tr> <tr><td>KL</td><td>X</td></tr> <tr><td>GS</td><td>X</td></tr> <tr><td>Z</td><td></td></tr> <tr><td>W</td><td></td></tr> </table>	BR	X	AN	X	KL	X	GS	X	Z		W	
BR	X																
AN	X																
KL	X																
GS	X																
Z																	
W																	
	<b>ACVL483 L/R</b> -Eindstukken -Pièces latérales -Abdichtung -Sealing sill member	1	Stuk Pièce Stück Piece	VL483	<table border="1"> <tr><td>BR</td><td>X</td></tr> <tr><td>AN</td><td>X</td></tr> <tr><td>KL</td><td>X</td></tr> <tr><td>GS</td><td>X</td></tr> <tr><td>Z</td><td></td></tr> <tr><td>W</td><td></td></tr> </table>	BR	X	AN	X	KL	X	GS	X	Z		W	
BR	X																
AN	X																
KL	X																
GS	X																
Z																	
W																	
	<b>ACVL484 L/R</b> -Eindstukken -Pièces latérales -Abdichtung -Sealing sill member	1	Stuk Pièce Stück Piece	VL484	<table border="1"> <tr><td>BR</td><td>X</td></tr> <tr><td>AN</td><td>X</td></tr> <tr><td>KL</td><td>X</td></tr> <tr><td>GS</td><td>X</td></tr> <tr><td>Z</td><td></td></tr> <tr><td>W</td><td></td></tr> </table>	BR	X	AN	X	KL	X	GS	X	Z		W	
BR	X																
AN	X																
KL	X																
GS	X																
Z																	
W																	
	<b>ACVL486 L/R</b> -Eindstukken -Pièces latérales -Abdichtung -Sealing sill member	1	Stuk Pièce Stück Piece	VL486	<table border="1"> <tr><td>BR</td><td>X</td></tr> <tr><td>AN</td><td>X</td></tr> <tr><td>KL</td><td>X</td></tr> <tr><td>GS</td><td>X</td></tr> <tr><td>Z</td><td></td></tr> <tr><td>W</td><td></td></tr> </table>	BR	X	AN	X	KL	X	GS	X	Z		W	
BR	X																
AN	X																
KL	X																
GS	X																
Z																	
W																	
	<b>ACVL635</b> -Eindstuk -Embout -Endstück -End piece	1	Stuk Pièce Stück Piece	TL035	<table border="1"> <tr><td>BR</td><td></td></tr> <tr><td>AN</td><td></td></tr> <tr><td>KL</td><td></td></tr> <tr><td>GS</td><td></td></tr> <tr><td>Z</td><td></td></tr> <tr><td>W</td><td></td></tr> </table>	BR		AN		KL		GS		Z		W	
BR																	
AN																	
KL																	
GS																	
Z																	
W																	

BR = BRUT - BRUT - ROH - BRUT  
 AN (X) = ANODISATIE - ANODISE - ELOXIERT - ANODISED  
 AN ( ) = GELAKT - LAQUE - LACKIERT - LACQUERED -- RAL9006M  
 KL = STANDAARDKLEUREN - COULEUR STANDARD - BASIS FARBEN -  
 BASIC COLORS  
 GS = GEMOFFELD SPECIAAL - LAQUE SPECIAL - SPECIALFARBE - SPE-  
 CIAL COLOR

 GEREEDSCHAP - OUTILLAGE  
 WERKZEUG - TOOL  
 BEVESTIGING - FIXATION  
 BEFESTIGUNG - FIXATION



	Verp. per Emb. par Pack pr.	Einheid Unité Einheit Unit	Toepassing Application Anwendung Application	Kleur Couleur Farbe Color												
 <p><b>ACVL636</b> -Eindstuk -Embout -Endstück -End piece</p>	1	Stuk Pièce Stück Piece	TL036	<table border="1"> <tr><td>BR</td><td></td></tr> <tr><td>AN</td><td></td></tr> <tr><td>KL</td><td></td></tr> <tr><td>GS</td><td></td></tr> <tr><td>Z</td><td></td></tr> <tr><td>W</td><td></td></tr> </table>	BR		AN		KL		GS		Z		W	
BR																
AN																
KL																
GS																
Z																
W																
 <p><b>ACVL705</b> -Veiligheidsslot met pen -Serr. de sécurité à pene -Sicherheitsschloss mit Falle -Security lock with pen</p>  <p><b>DIN7982 4.2x20</b></p>	1	Stuk Pièce Stück Piece		<table border="1"> <tr><td>BR</td><td></td></tr> <tr><td>AN</td><td></td></tr> <tr><td>KL</td><td></td></tr> <tr><td>GS</td><td></td></tr> <tr><td>Z</td><td></td></tr> <tr><td>W</td><td></td></tr> </table>	BR		AN		KL		GS		Z		W	
BR																
AN																
KL																
GS																
Z																
W																
 <p><b>ACVL706</b> -Veiligheidsslot met rol -Serr. de sécurité avec rouleau -Sicherheitsschloss mit Rolle -Security lock with rol</p>  <p><b>DIN7982 4.2x20</b></p>	1	Stuk Pièce Stück Piece		<table border="1"> <tr><td>BR</td><td></td></tr> <tr><td>AN</td><td></td></tr> <tr><td>KL</td><td></td></tr> <tr><td>GS</td><td></td></tr> <tr><td>Z</td><td></td></tr> <tr><td>W</td><td></td></tr> </table>	BR		AN		KL		GS		Z		W	
BR																
AN																
KL																
GS																
Z																
W																

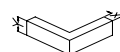
BR = BRUT - BRUT - ROH - BRUT  
 AN (X) = ANODISATIE - ANODISE - ELOXIERT - ANODISED  
 AN (■) = GELAKT - LAQUE - LACKIERT - LACQUERED -- RAL9006M  
 KL = STANDAARDKLEUREN - COULEUR STANDARD - BASIS FARBEN - BASIC COLORS  
 GS = GEMOFFELD SPECIAAL - LAQUE SPECIAL - SPECIALFARBE - SPECIAL COLOR


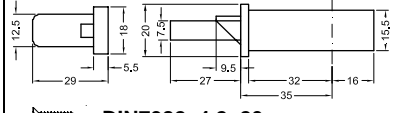



GEREEDSCHAP - OUTILLAGE  
WERKZEUG - TOOL





BEVESTIGING - FIXATION  
BEFESTIGUNG - FIXATION


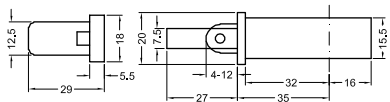



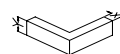
	Verp. per Emb. par Pack pr. Pack pr.	Eenheid Unité Einheit Unit	Toepassing Application Anwendung Application	Kleur Couleur Farbe Color												
 <p><b>ACVL707</b> -3 puntslot -Serrure à 3 points -Schloss für Dreifachverriegelung -Lock with 3 points</p>  <p> <b>DIN7982 4.2x20</b></p>	1	Stuk Pièce Stück Piece		<table border="1"> <tr><td>BR</td><td></td></tr> <tr><td>AN</td><td></td></tr> <tr><td>KL</td><td></td></tr> <tr><td>GS</td><td></td></tr> <tr><td>Z</td><td></td></tr> <tr><td>W</td><td></td></tr> </table>	BR		AN		KL		GS		Z		W	
BR																
AN																
KL																
GS																
Z																
W																




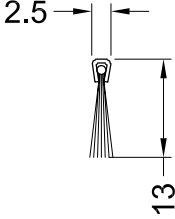
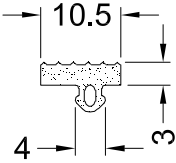
BR = BRUT - BRUT - ROH - BRUT  
 AN (X) = ANODISATIE - ANODISE - ELOXIERT - ANODISED  
 AN ( ) = GELAKT - LAQUE - LACKIERT - LACQUERED -- RAL9006M  
 KL = STANDAARDKLEUREN - COULEUR STANDARD - BASIS FARBEN - BASIC COLORS  
 GS = GEMOFFELD SPECIAAL - LAQUE SPECIAL - SPECIALFARBE - SPECIAL COLOR

 GEREEDSCHAP - OUTILLAGE  
 WERKZEUG - TOOL  
 BEVESTIGING - FIXATION  
 BEFESTIGUNG - FIXATION





	Verp. per Emb. par Pack pr.	Eenheid Unité Einheit Unit	Toepassing Application Anwendung Application	Kleur Couleur Farbe Color												
	1	Stuk Pièce Stück Piece		<table border="1" style="width: 100%; border-collapse: collapse;"> <tr> <td style="width: 50%; text-align: center;">BR</td> <td style="width: 50%;"></td> </tr> <tr> <td style="text-align: center;">AN</td> <td></td> </tr> <tr> <td style="text-align: center;">KL</td> <td></td> </tr> <tr> <td style="text-align: center;">GS</td> <td></td> </tr> <tr> <td style="text-align: center;">Z</td> <td></td> </tr> <tr> <td style="text-align: center;">W</td> <td></td> </tr> </table>	BR		AN		KL		GS		Z		W	
BR																
AN																
KL																
GS																
Z																
W																
<p style="text-align: center;"><b>ACVL708</b></p> <p>-3 puntslot met rol -Serrure à 3 points avec rouleau -Schloss für Dreifachverriegelung mit rolle -Lock with 3 points and rol</p>  <p style="text-align: center;"> <b>DIN7982 4.2x20</b></p>																



		Verp. per Emb. par Pack pr. Pack pr.	Eenheid Unité Einheit Unit	Toepassing Application Anwendung Application	Kleur Couleur Farbe Color												
 <p style="text-align: right;">R</p>	<p><b>ACVL725 L/R</b></p> <ul style="list-style-type: none"> <li>-Elektrische slotplaat</li> <li>-Gache électrique</li> <li>-Electrische schliess platte</li> <li>-Electric lockplate</li> </ul>	1	Stuk Pièce Stück Pièce		<table border="1"> <tr><td>BR</td><td></td></tr> <tr><td>AN</td><td></td></tr> <tr><td>KL</td><td></td></tr> <tr><td>GS</td><td></td></tr> <tr><td>Z</td><td></td></tr> <tr><td>W</td><td></td></tr> </table>	BR		AN		KL		GS		Z		W	
BR																	
AN																	
KL																	
GS																	
Z																	
W																	
 <p style="text-align: right;">X=83mm Y=20mm</p>	<p><b>ACVN028B</b></p> <ul style="list-style-type: none"> <li>-T-verbinding voor binnenste kamer</li> <li>-Assemblage T pour chambre intérieure</li> <li>-T-verbinder für innere kammer</li> <li>-Connecting bracket for inside chamber</li> </ul> <p> <b>ACVG66</b></p>	1	Stuk Pièce Stück Pièce	TL033	<table border="1"> <tr><td>BR</td><td></td></tr> <tr><td>AN</td><td></td></tr> <tr><td>KL</td><td></td></tr> <tr><td>GS</td><td></td></tr> <tr><td>Z</td><td></td></tr> <tr><td>W</td><td></td></tr> </table>	BR		AN		KL		GS		Z		W	
BR																	
AN																	
KL																	
GS																	
Z																	
W																	
	<p><b>ACVS05</b></p> <ul style="list-style-type: none"> <li>-Borsteldichting onderkant deur</li> <li>-Brosse dessous de porte</li> <li>-Burstendichtung für Türen</li> <li>-Brush fitting under doors</li> </ul>	3	m	TL293	<table border="1"> <tr><td>BR</td><td></td></tr> <tr><td>AN</td><td></td></tr> <tr><td>KL</td><td></td></tr> <tr><td>GS</td><td></td></tr> <tr><td>Z</td><td></td></tr> <tr><td>W</td><td></td></tr> </table>	BR		AN		KL		GS		Z		W	
BR																	
AN																	
KL																	
GS																	
Z																	
W																	
	<p><b>ACVR201A</b></p> <ul style="list-style-type: none"> <li>-Dichtingsstrip</li> <li>-Joint d'étanchéité</li> <li>-Abdichtungsgummi</li> <li>-Gasket</li> </ul>	100	m	TL095	<table border="1"> <tr><td>BR</td><td></td></tr> <tr><td>AN</td><td></td></tr> <tr><td>KL</td><td></td></tr> <tr><td>GS</td><td></td></tr> <tr><td>Z</td><td></td></tr> <tr><td>W</td><td></td></tr> </table>	BR		AN		KL		GS		Z		W	
BR																	
AN																	
KL																	
GS																	
Z																	
W																	

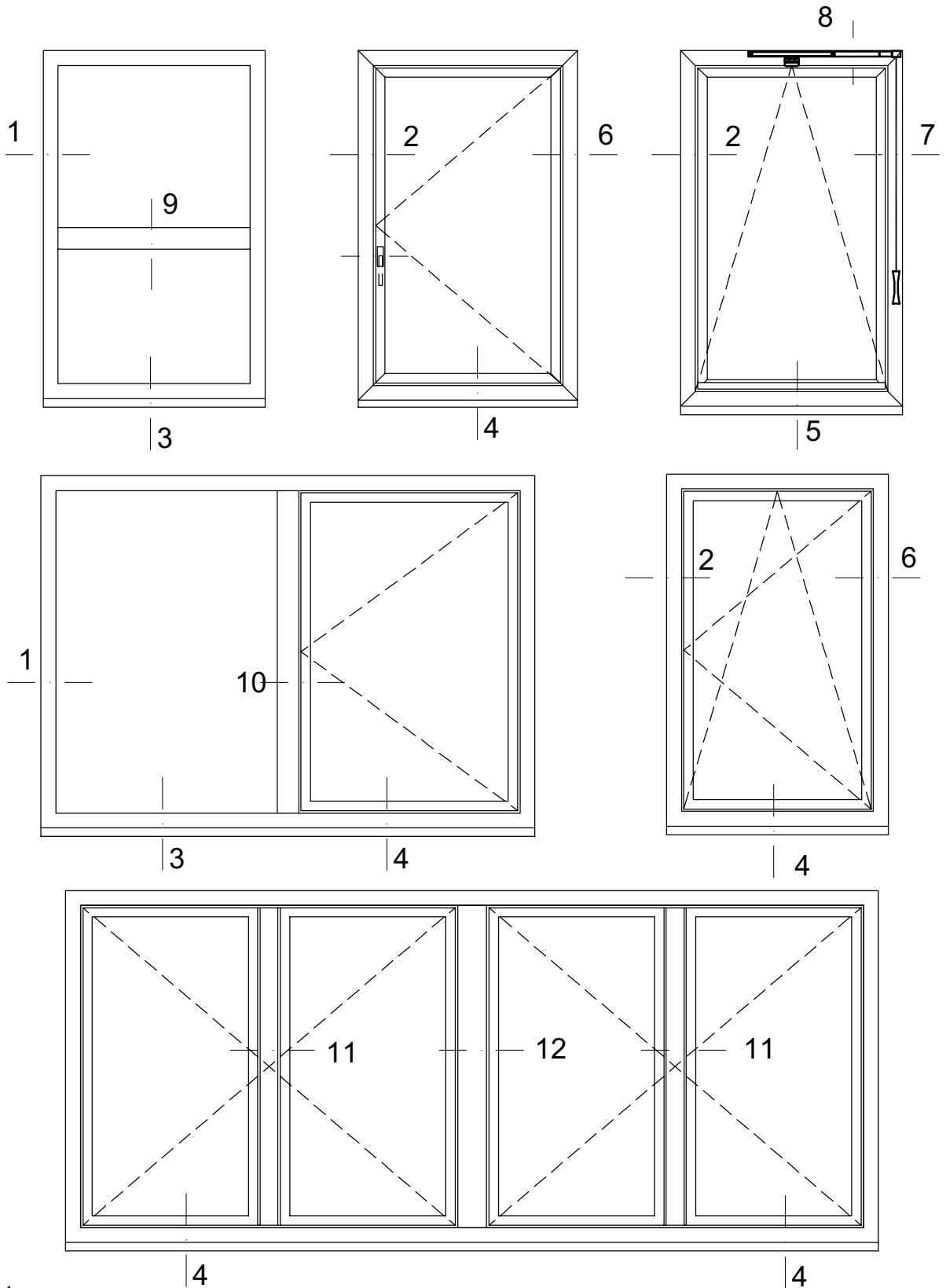
BR = BRUT - BRUT - ROH - BRUT  
 AN (X) = ANODISATIE - ANODISE - ELOXIERT - ANODISED  
 AN ( ) = GELAKT - LAQUE - LACKIERT - LACQUERED -- RAL9006M  
 KL = STANDAARDKLEUREN - COULEUR STANDARD - BASIS FARBEN -  
 BASIC COLORS  
 GS = GEMOFFELD SPECIAAL - LAQUE SPECIAL - SPECIALFARBE - SPE-  
 CIAL COLOR

 GEREEDSCHAP - OUTILLAGE  
 WERKZEUG - TOOL  
 BEVESTIGING - FIXATION  
 BEFESTIGUNG - FIXATION

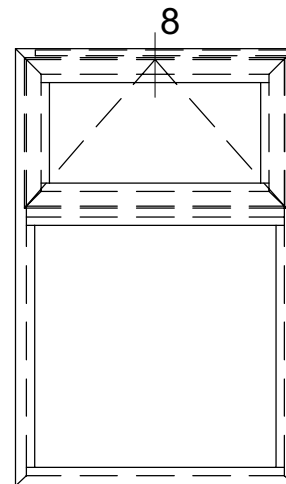

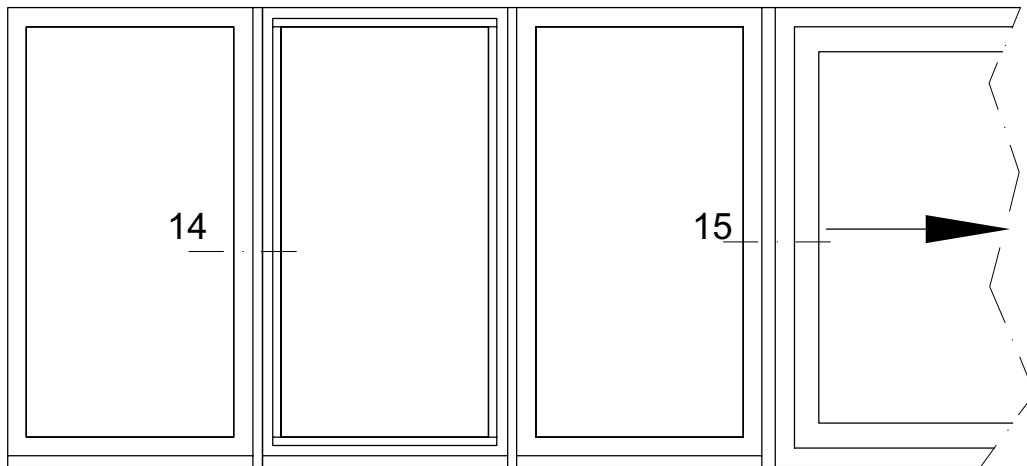
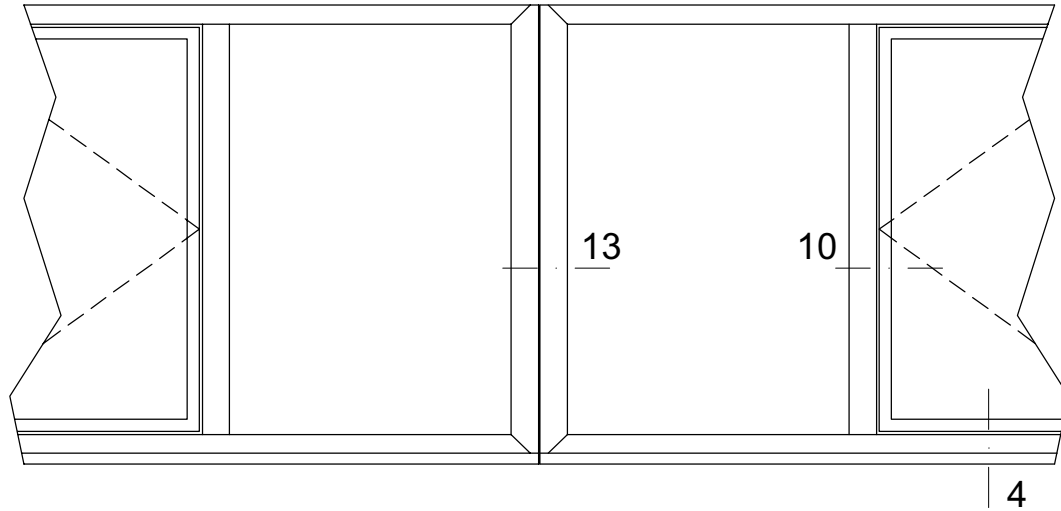


RAMEN  
FENETRES  
RAHMEN  
WINDOWS

DOORSNEDE - COUPE - SCHNITT - SECTION



doortyp1

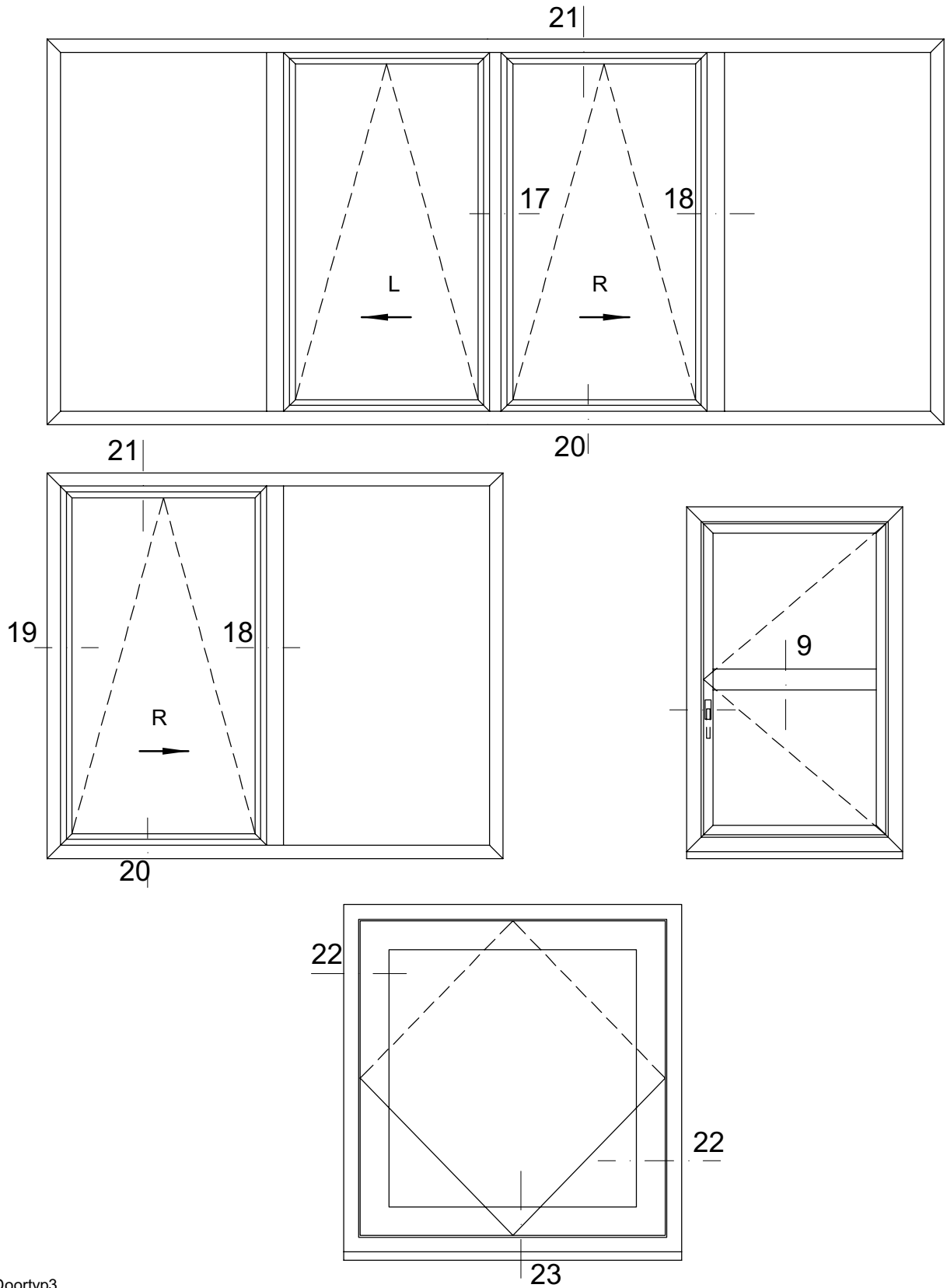


Doortyp2

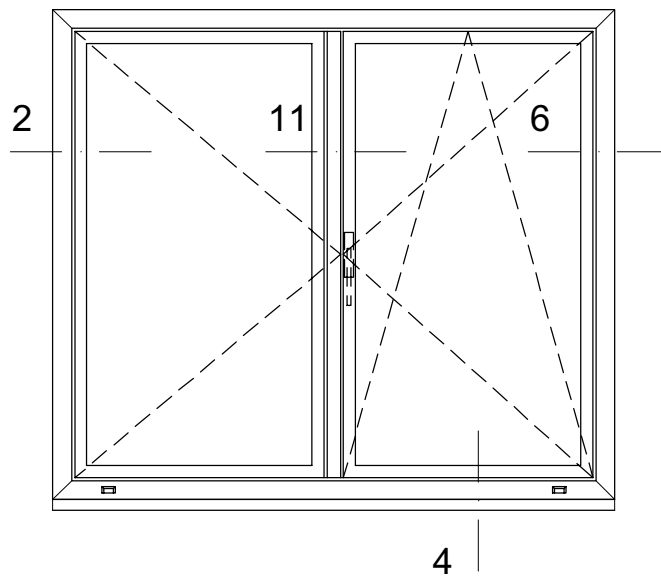
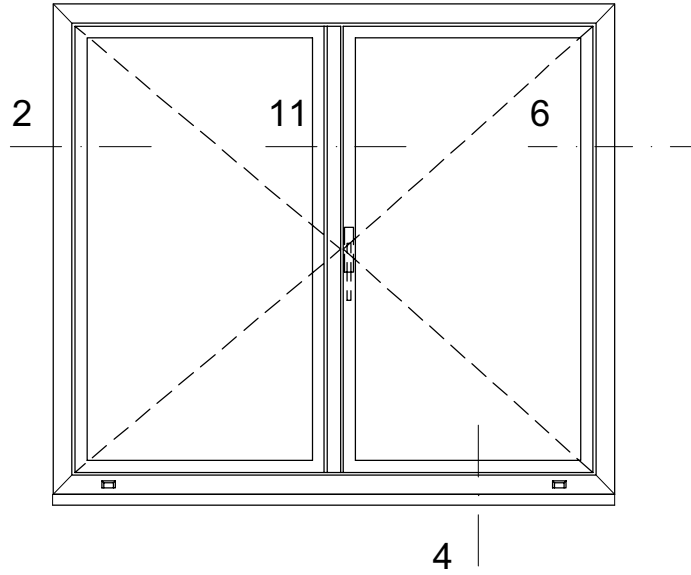


RAMEN  
FENETRES  
RAHMEN  
WINDOWS

DOORSNEDE - COUPE - SCHNITT - SECTION



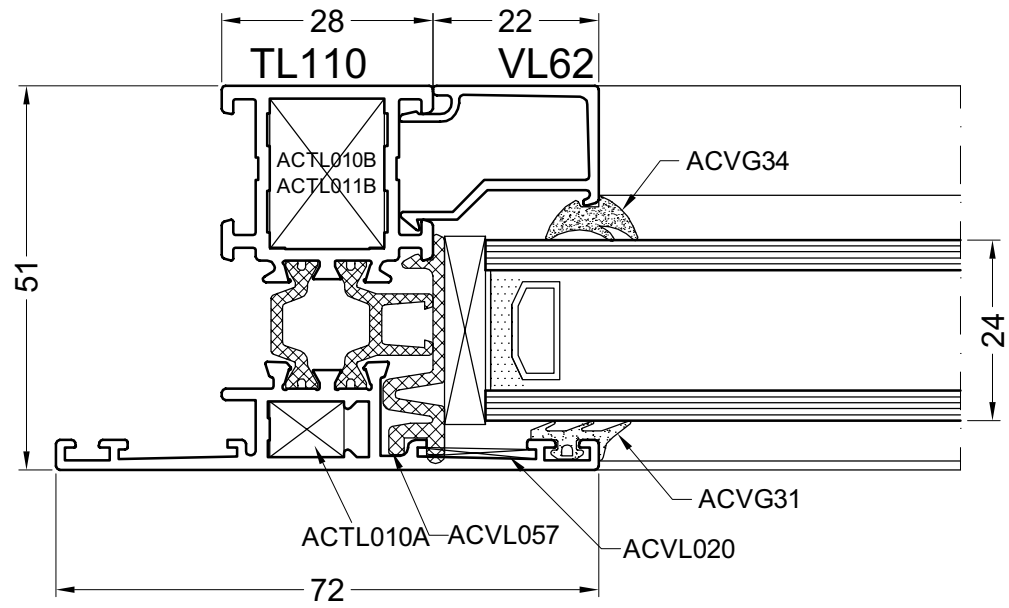
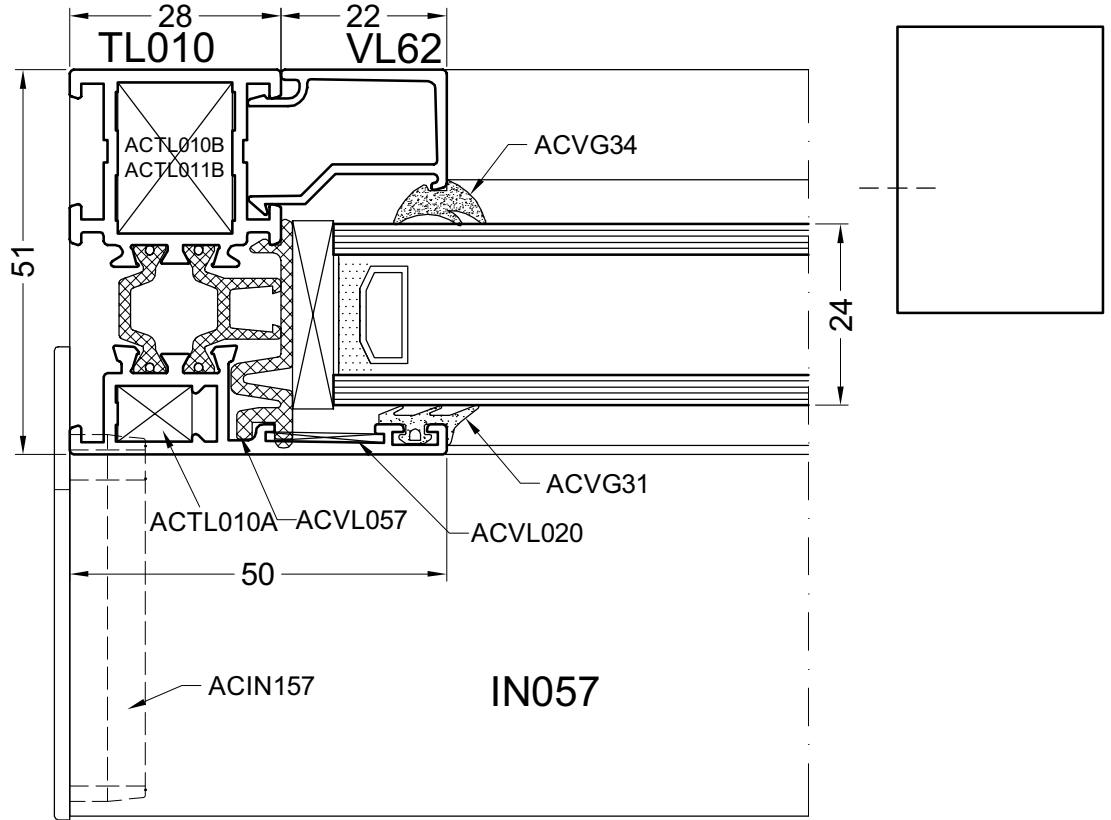
Doortyp3



Doortyp4

1A

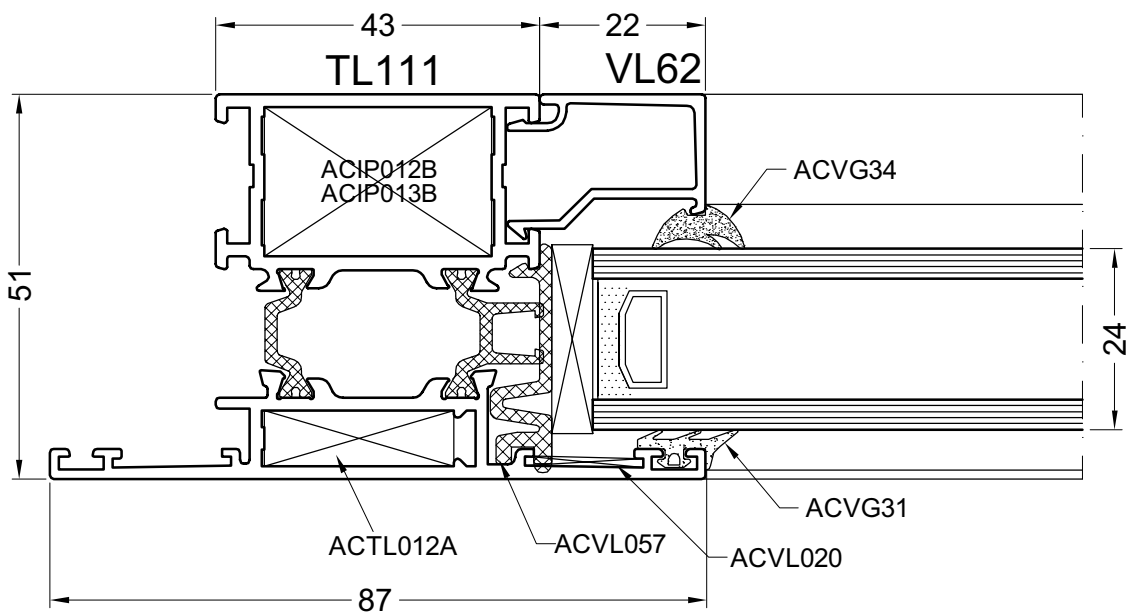
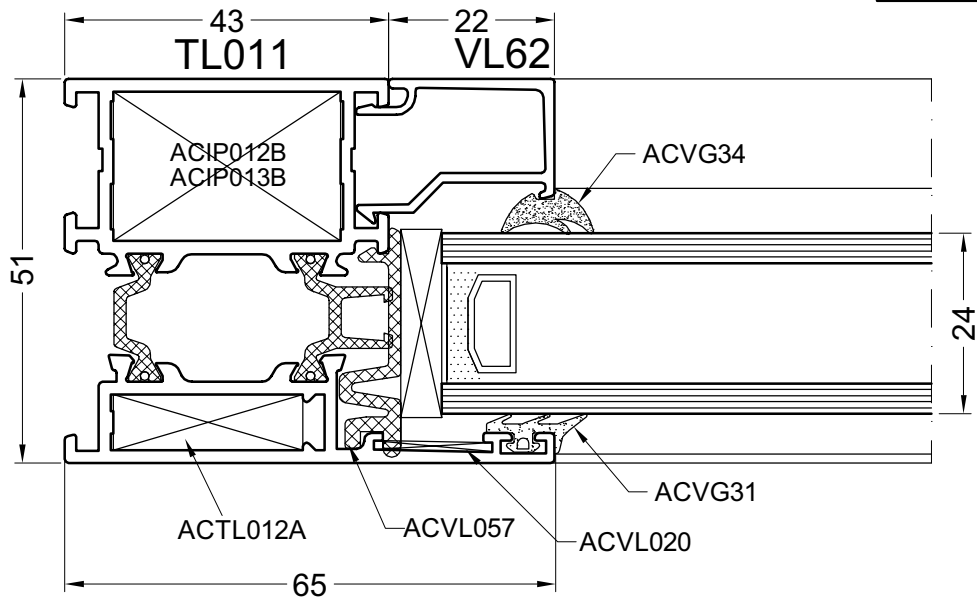
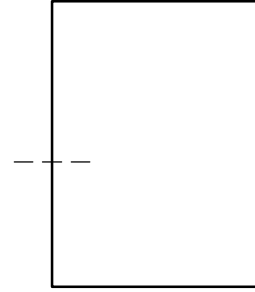
DOORSNEDE - COUPE - SCHNITT - SECTION



door01a

1B

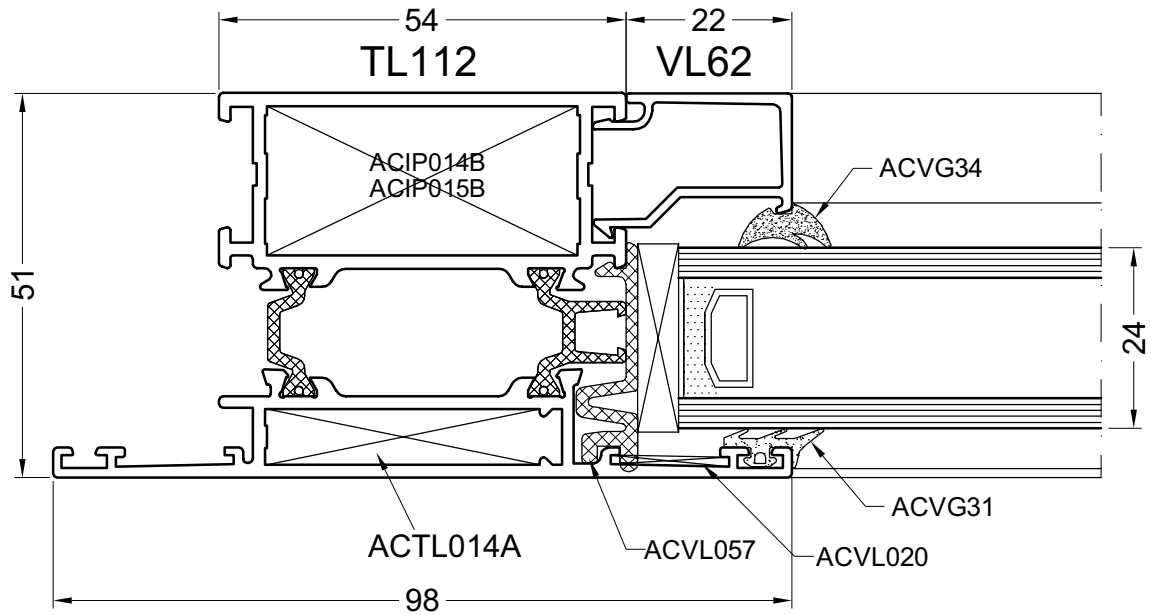
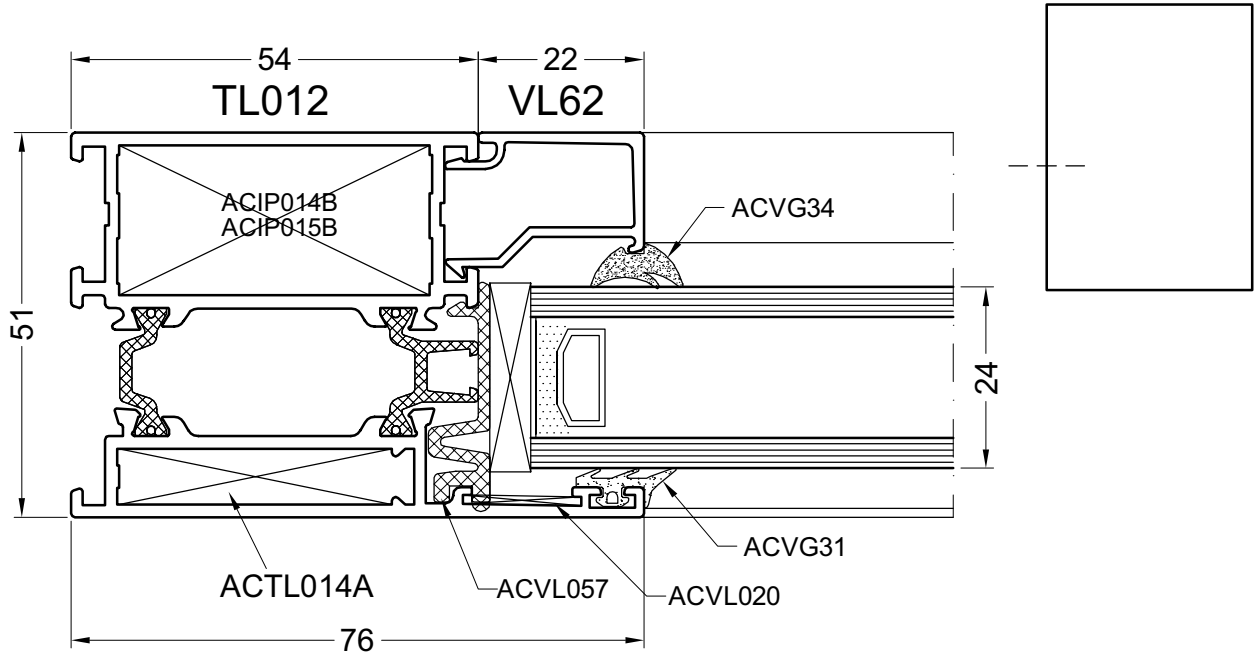
DOORSNEDE - COUPE - SCHNITT - SECTION



door01a2

1C

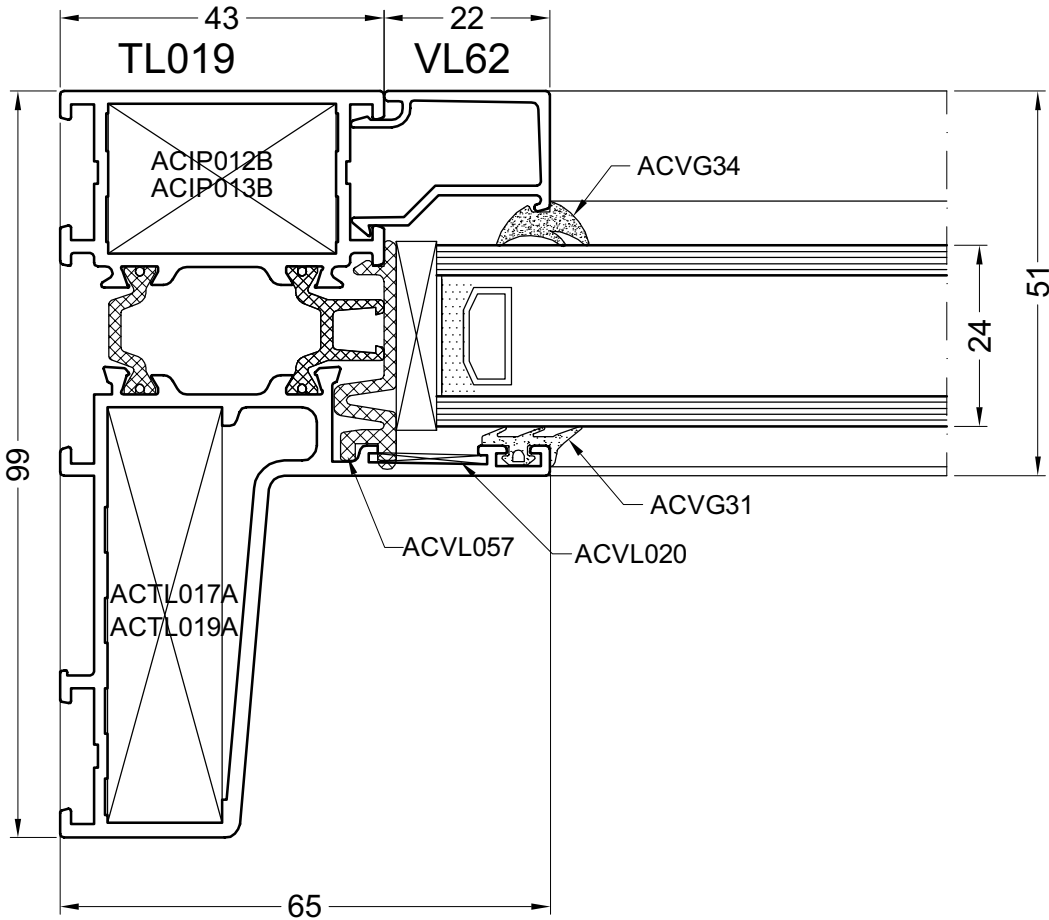
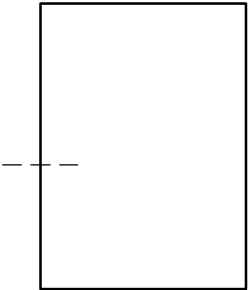
DOORSNEDE - COUPE - SCHNITT - SECTION



door01b

1D

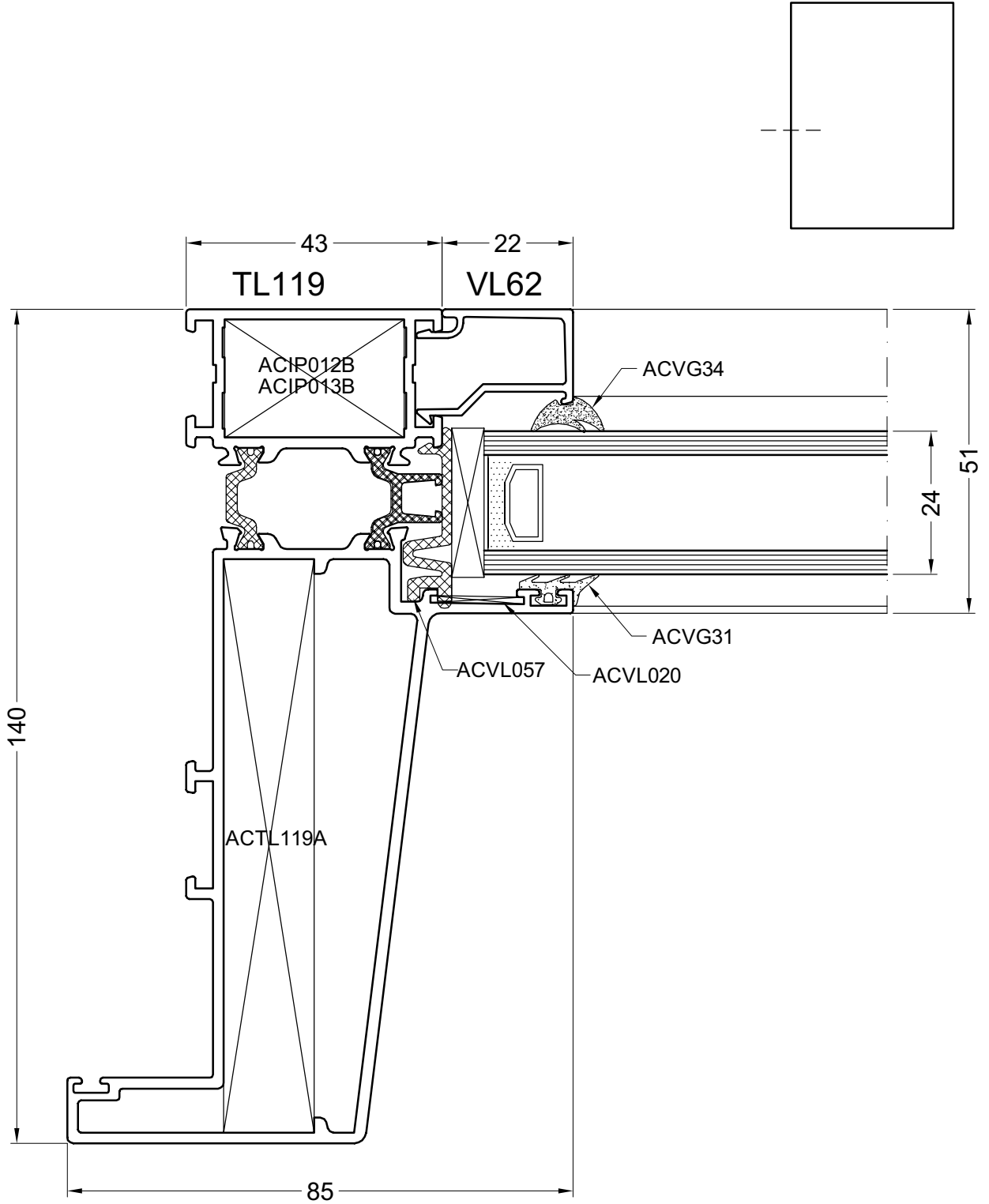
DOORSNEDE - COUPE - SCHNITT - SECTION



door01b2

1E

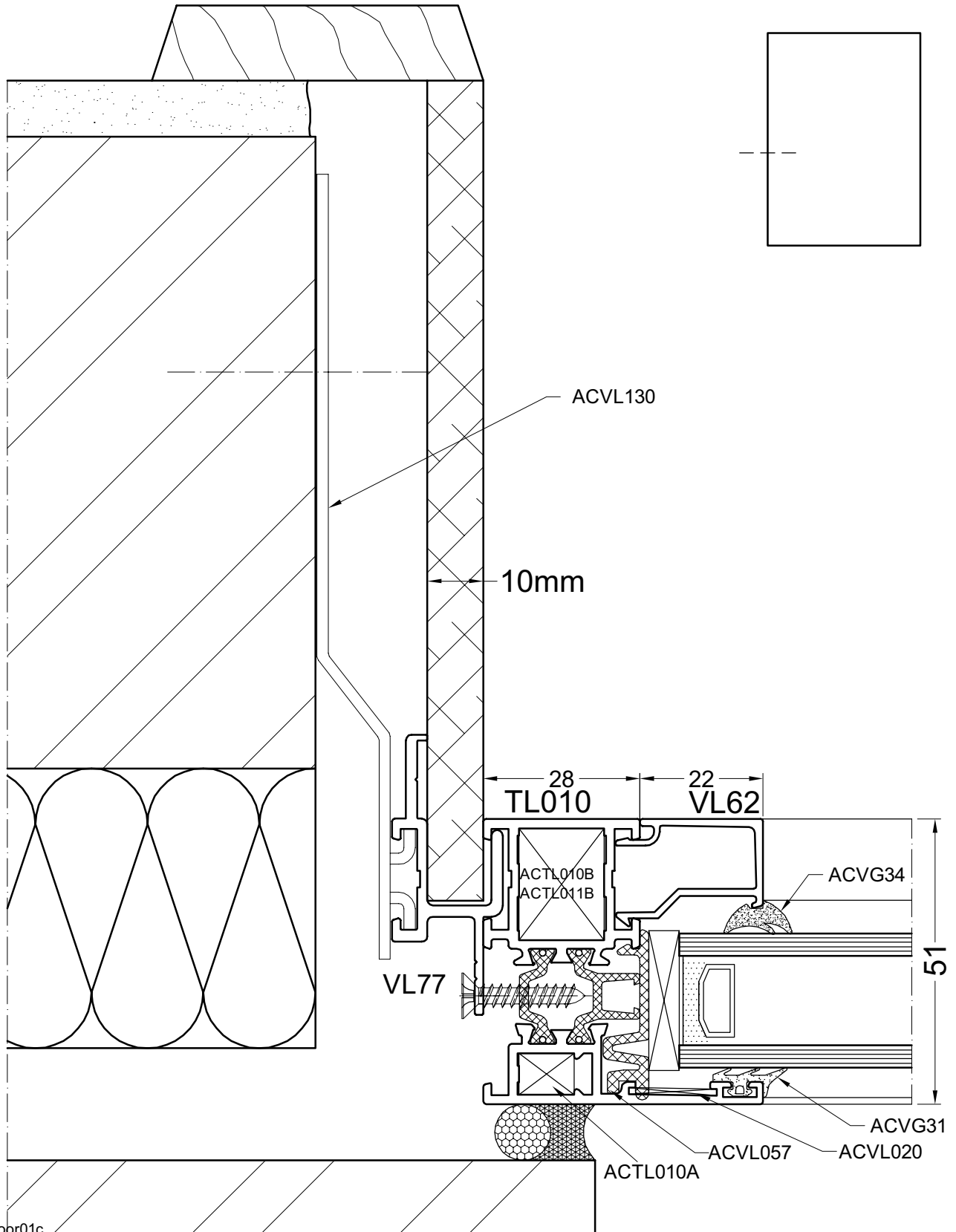
DOORSNEDE - COUPE - SCHNITT - SECTION



door01b3

1F

DOORSNEDE - COUPE - SCHNITT - SECTION

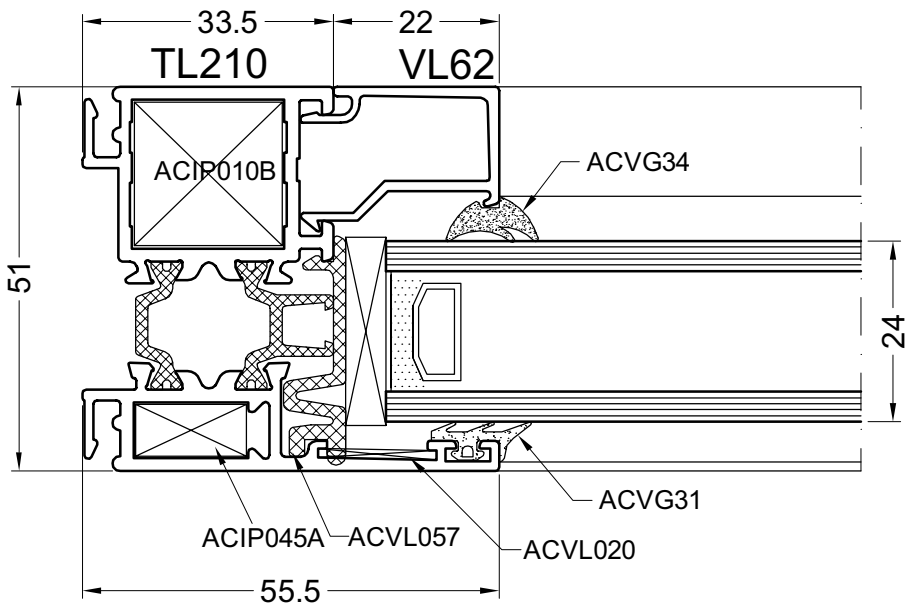
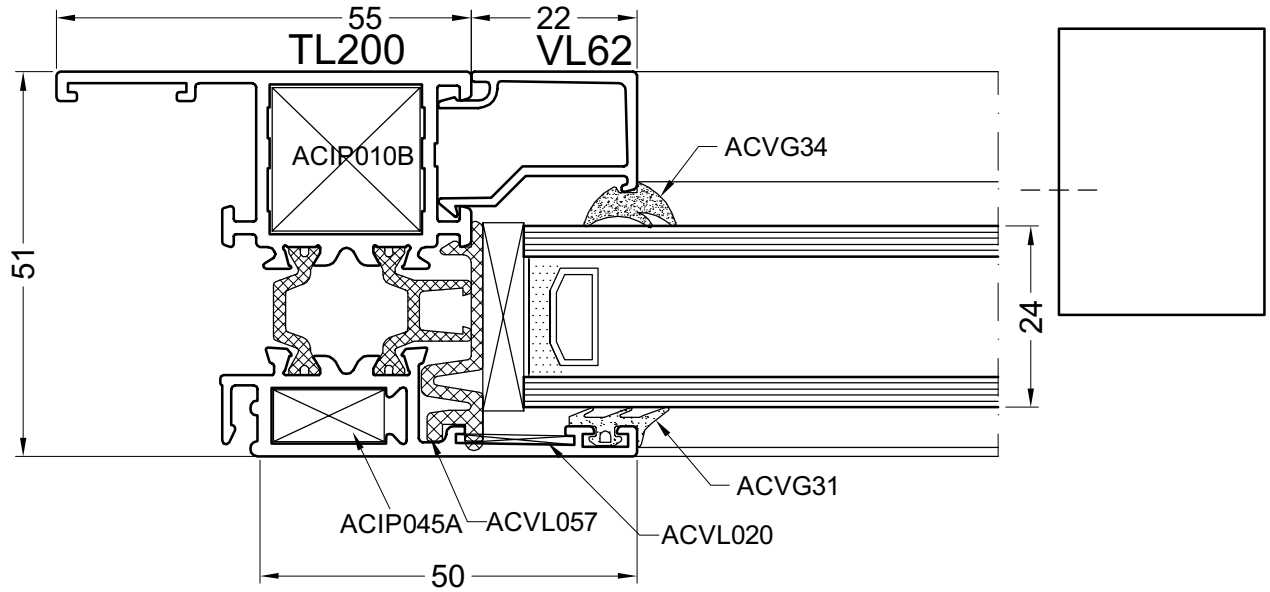


door01c



1G

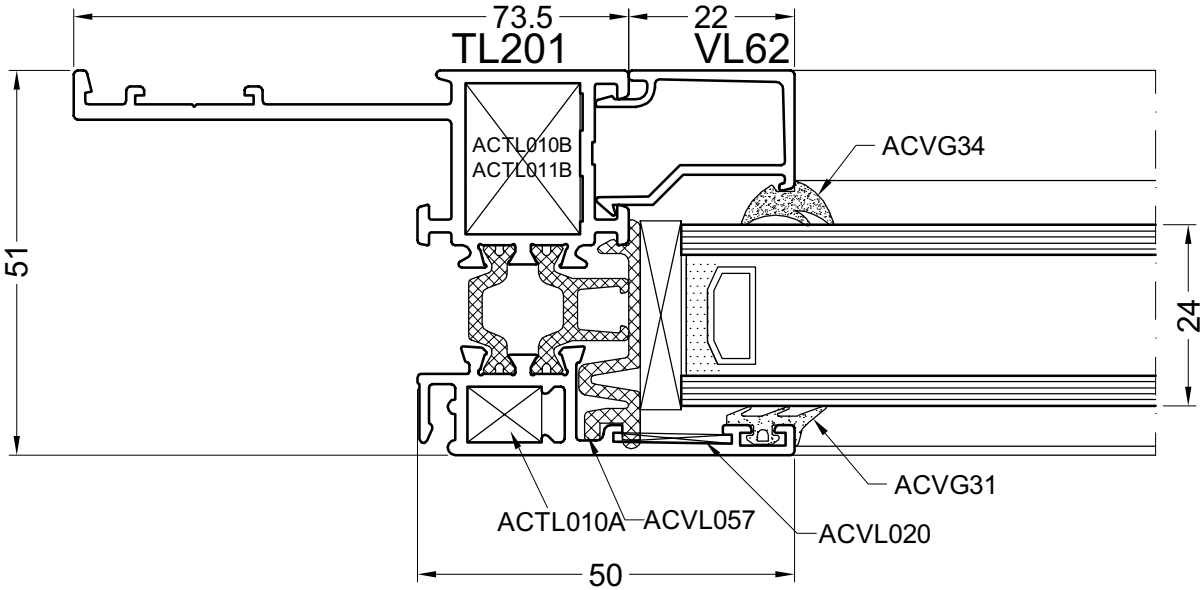

DOORSNEDE - COUPE - SCHNITT - SECTION



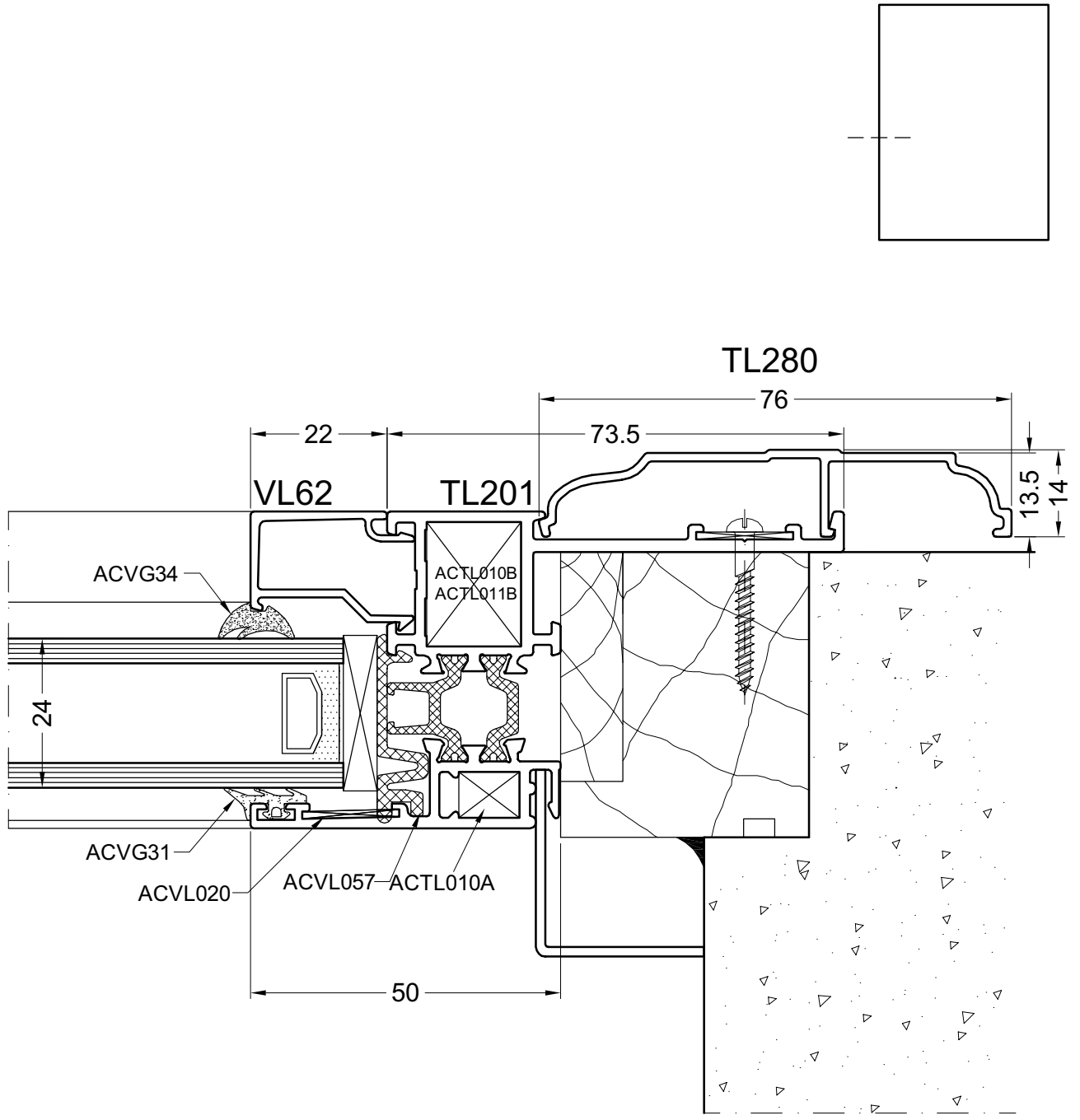
door01d

1H

DOORSNEDE - COUPE - SCHNITT - SECTION

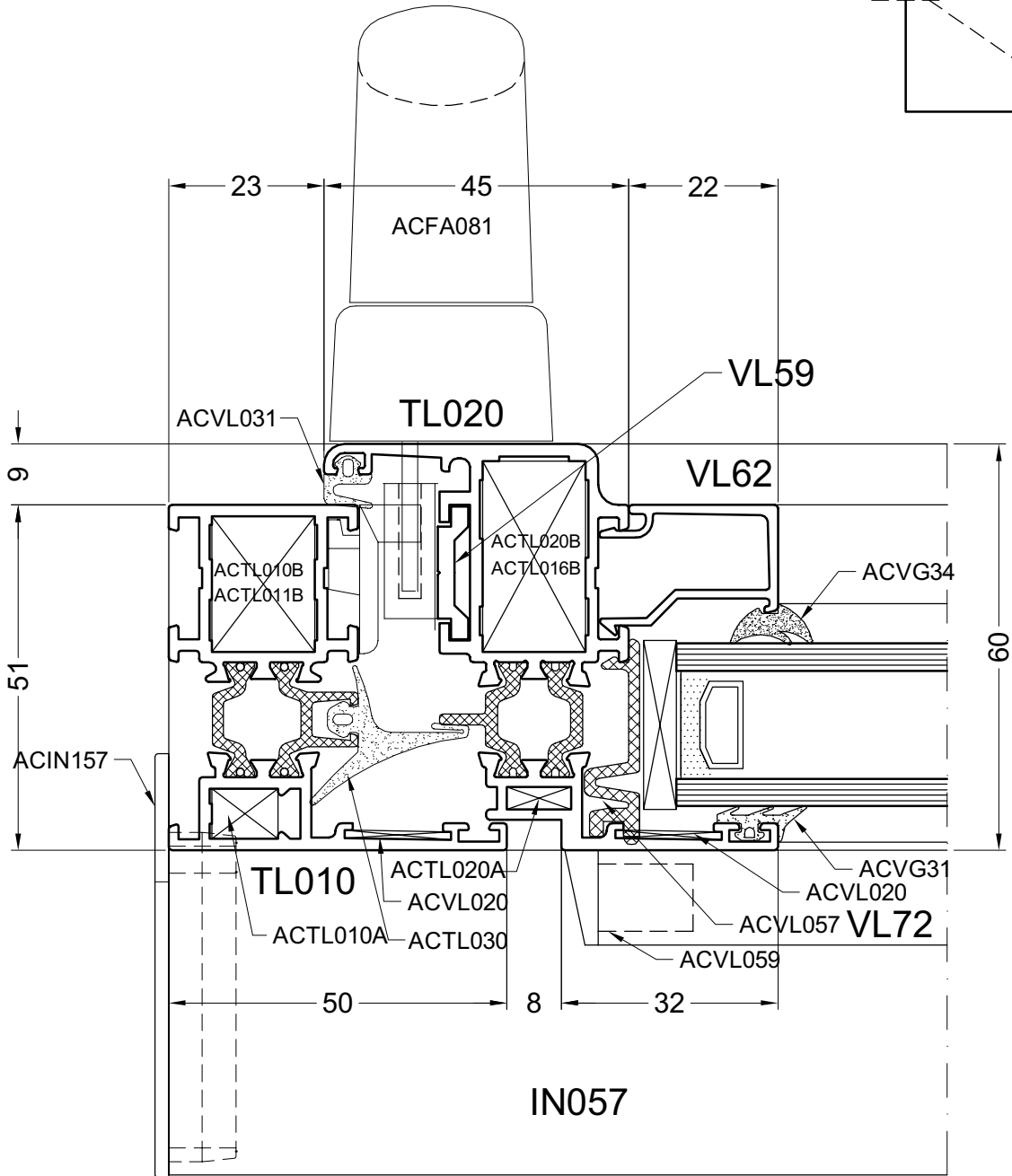
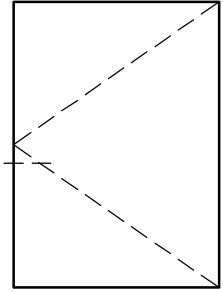


door01e



2A

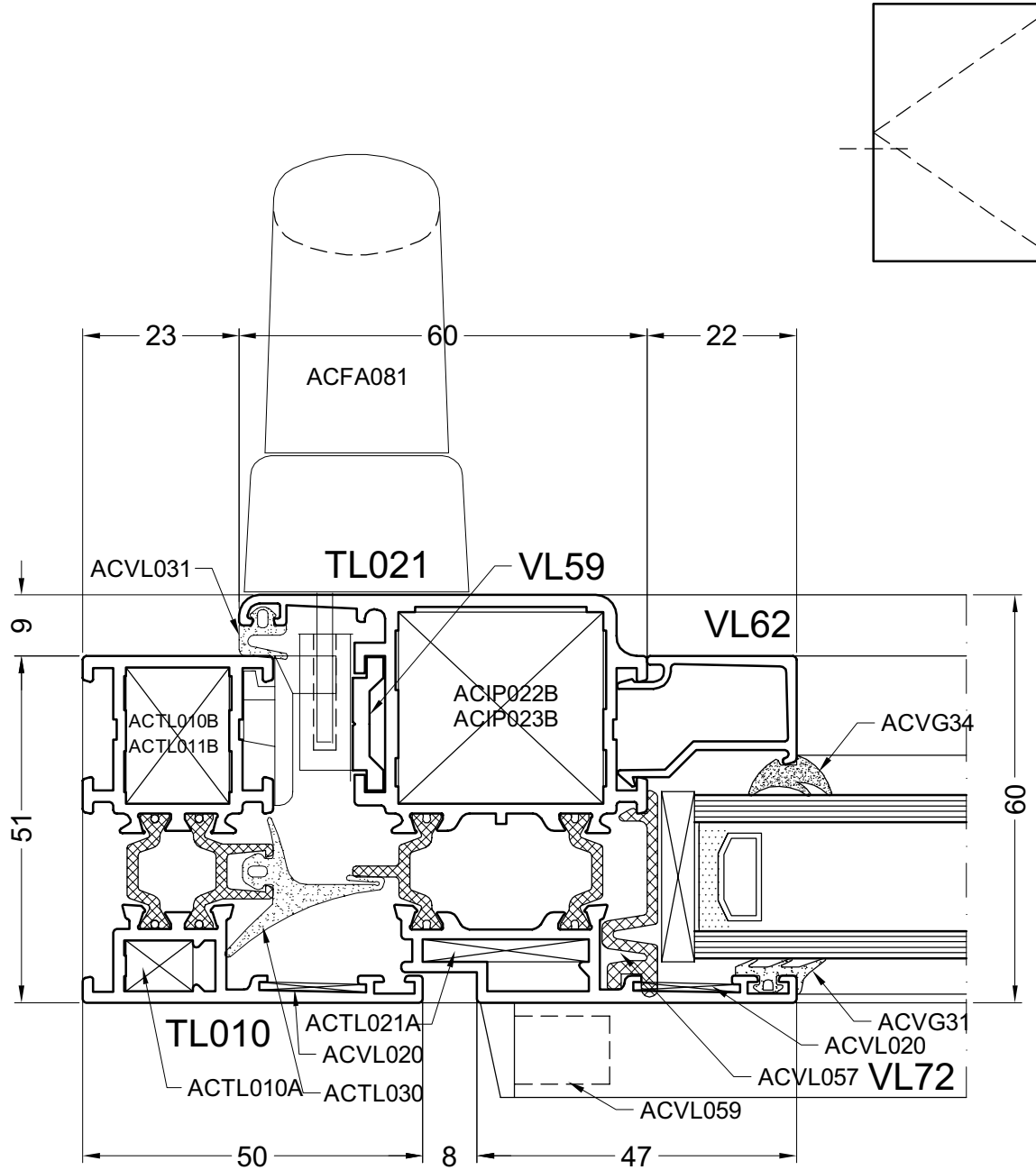
DOORSNEDE - COUPE - SCHNITT - SECTION



door02a

2B

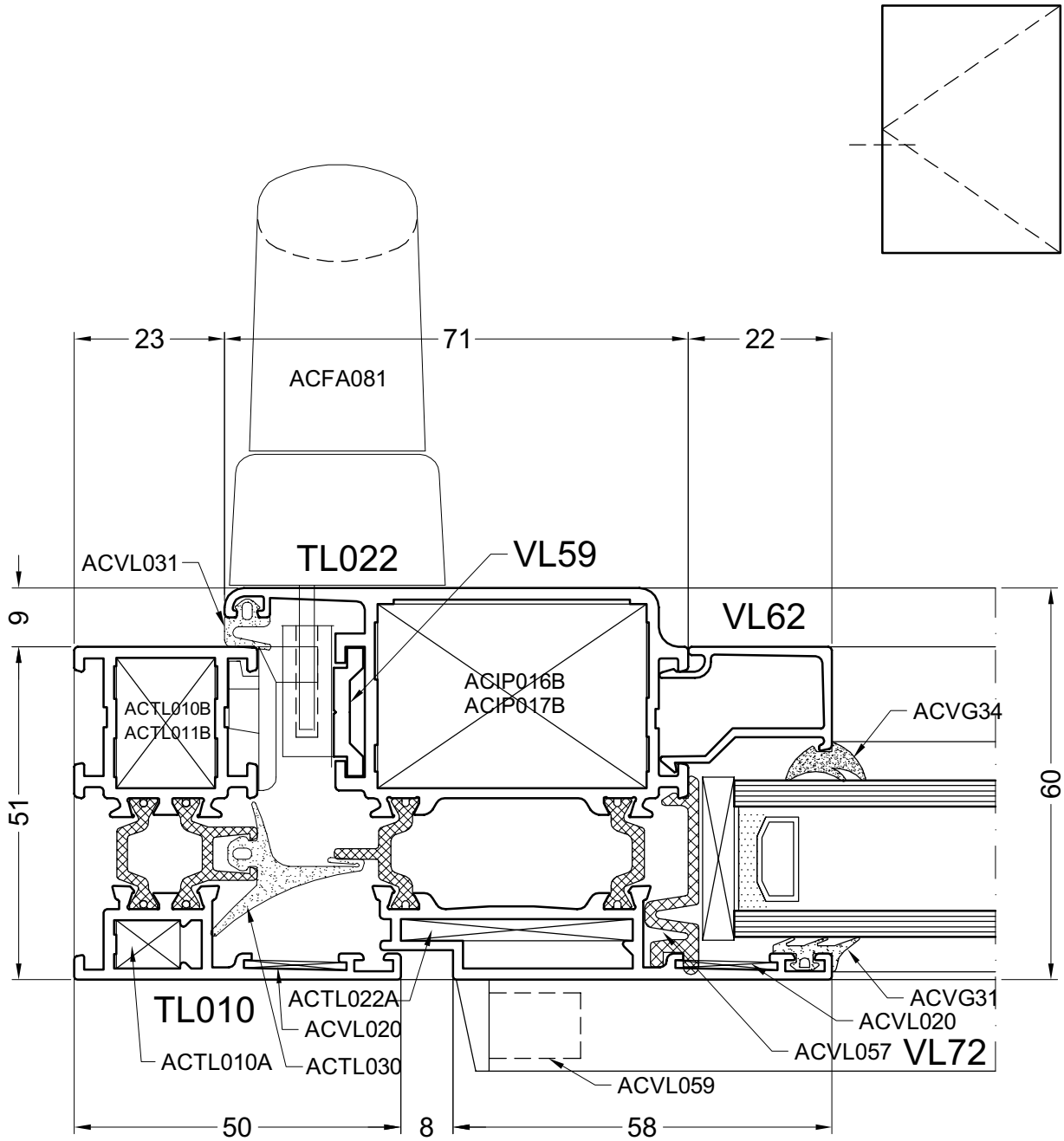
DOORSNEDE - COUPE - SCHNITT - SECTION



door02b

2C

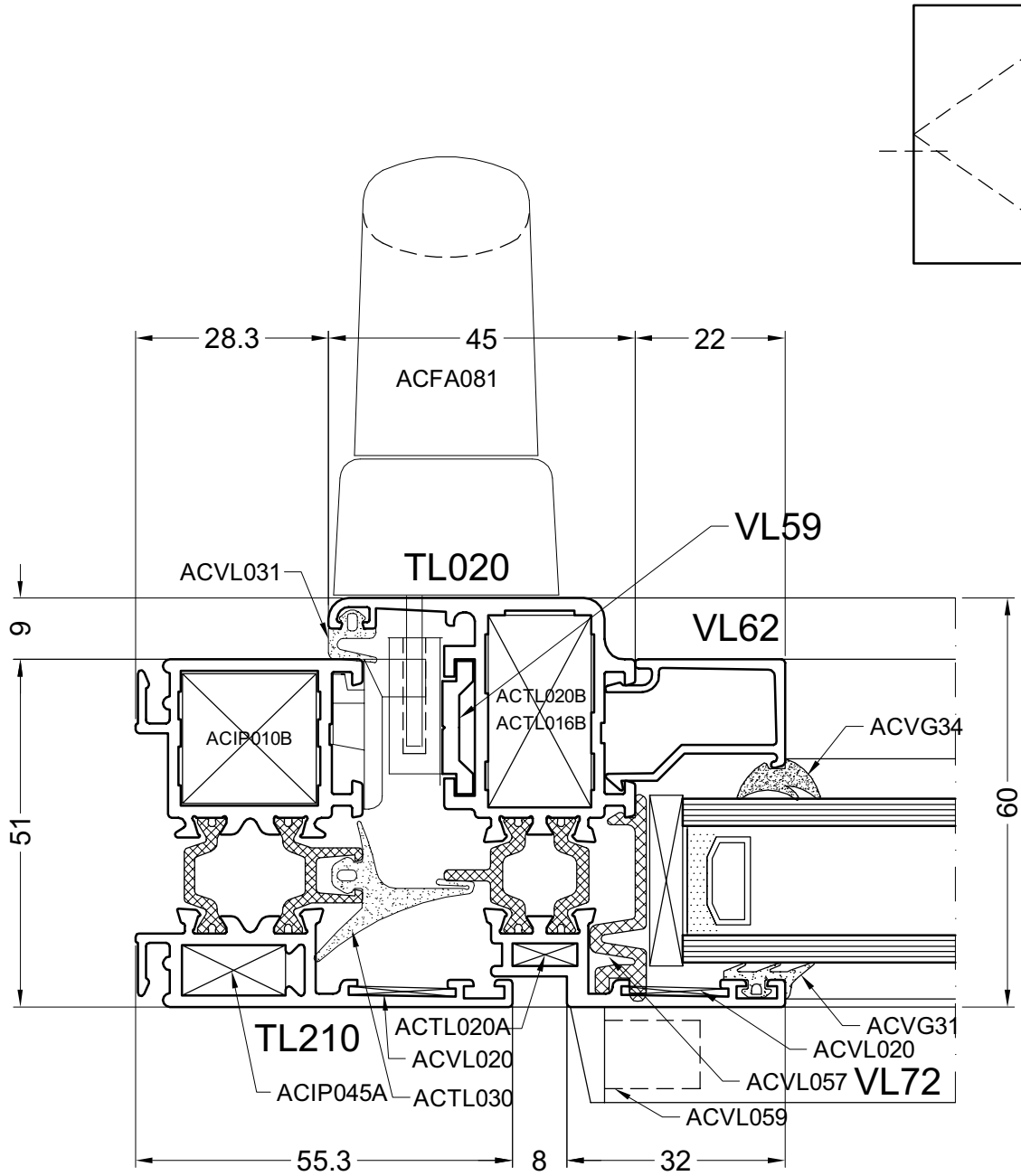
DOORSNEDE - COUPE - SCHNITT - SECTION



door02c

2D

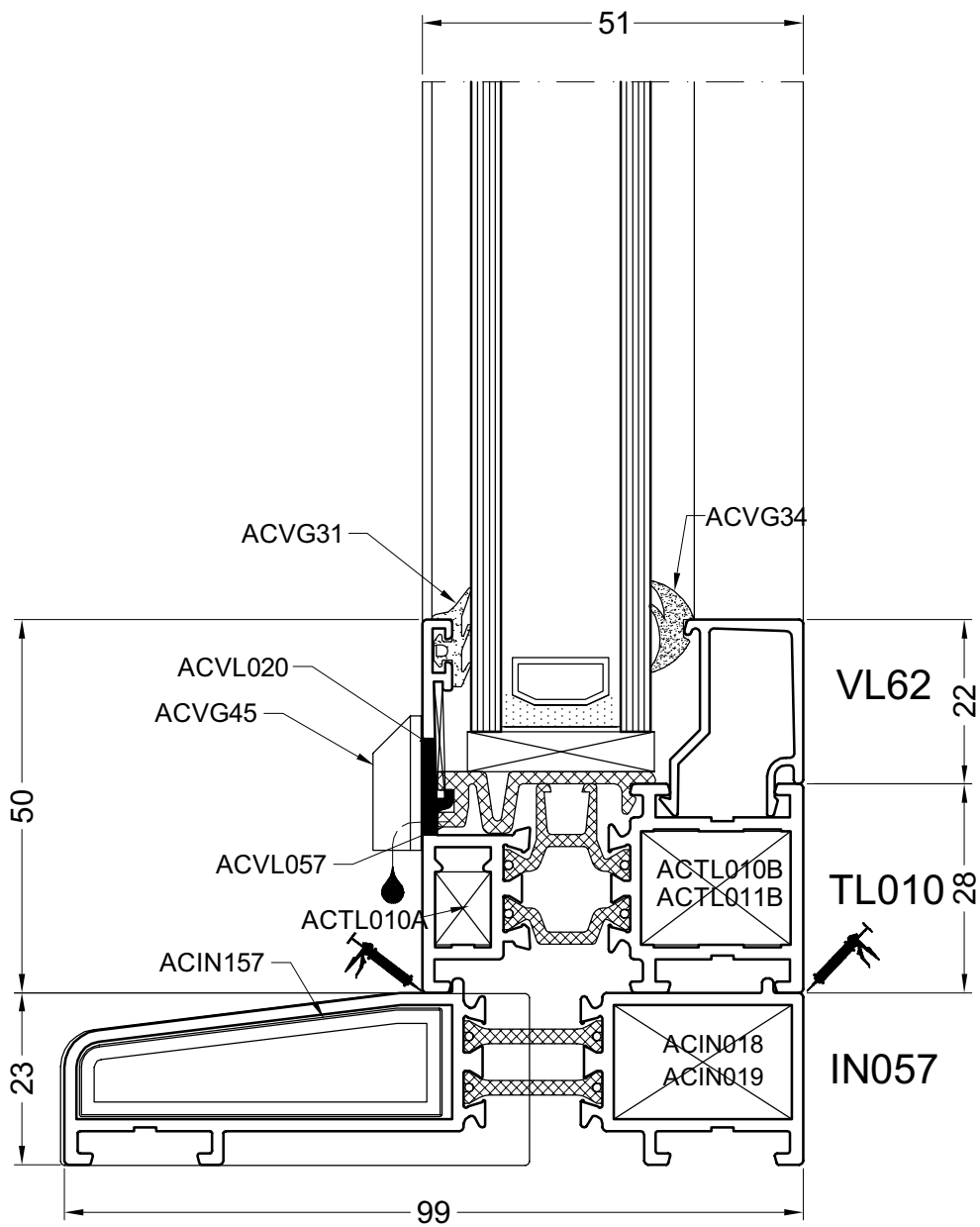

DOORSNEDE - COUPE - SCHNITT - SECTION



door02d

3A

DOORSNEDE - COUPE - SCHNITT - SECTION

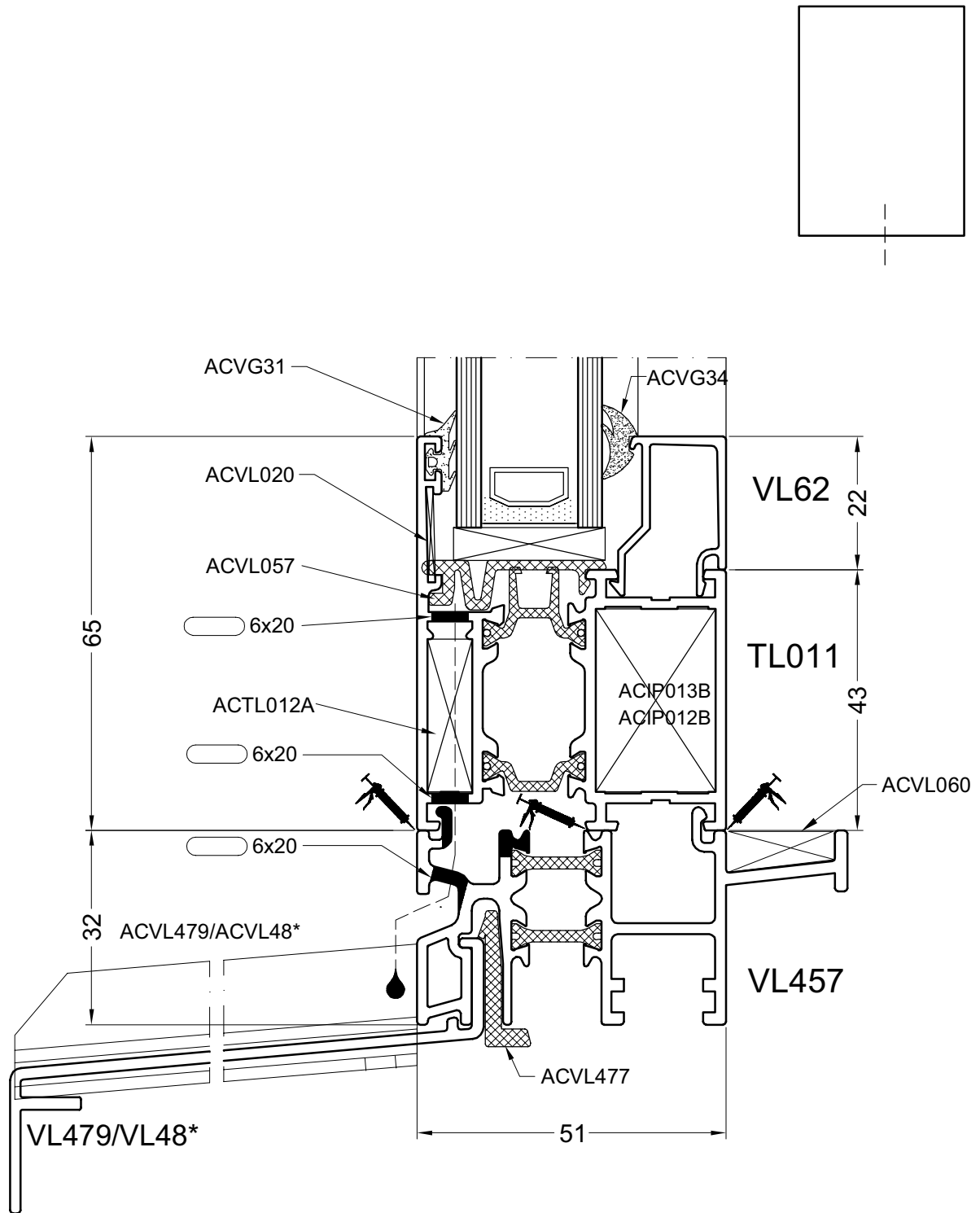


door03a



3B

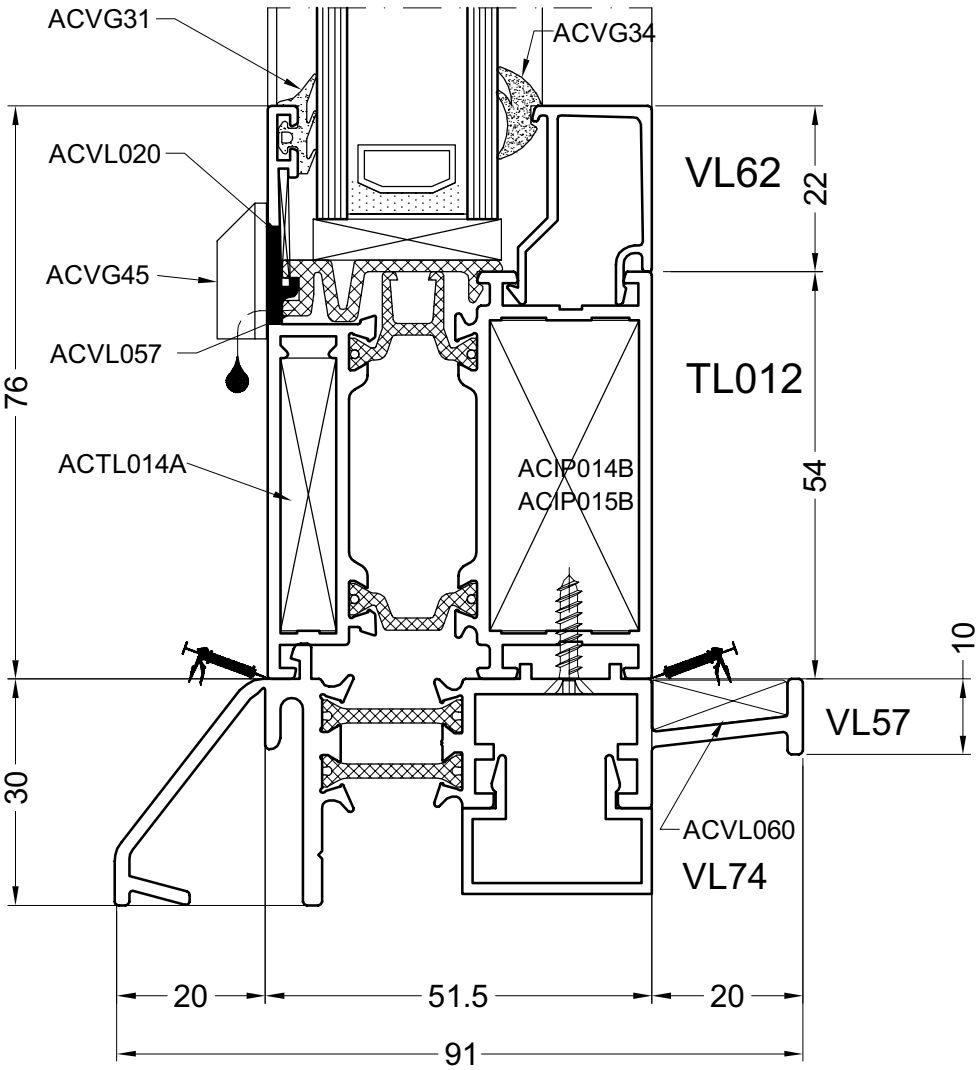

DOORSNEDE - COUPE - SCHNITT - SECTION



door03b

3C

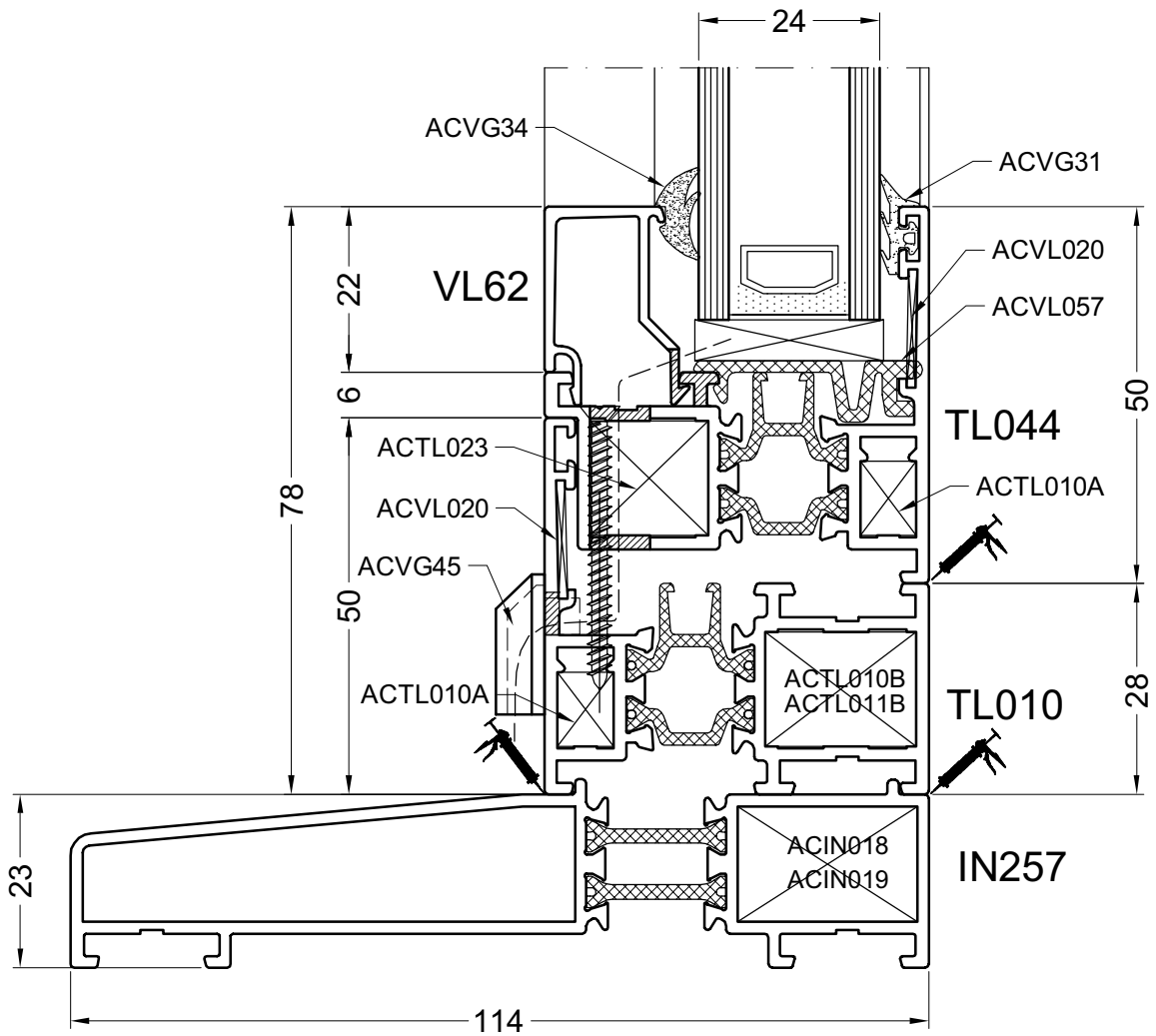
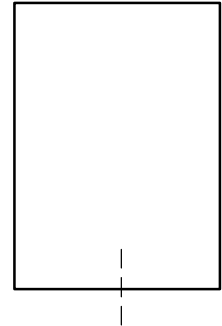
DOORSNEDE - COUPE - SCHNITT - SECTION



door03c

3D

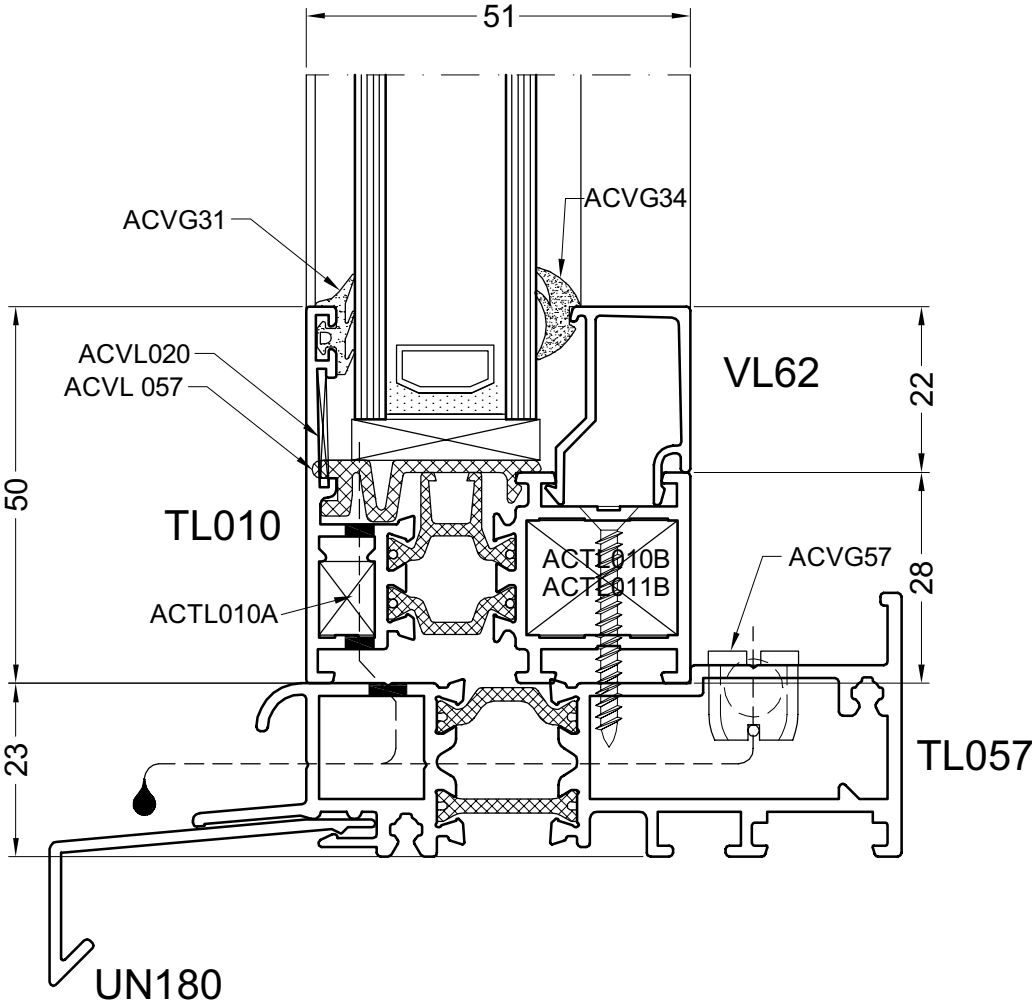

DOORSNEDE - COUPE - SCHNITT - SECTION



door03d

3E

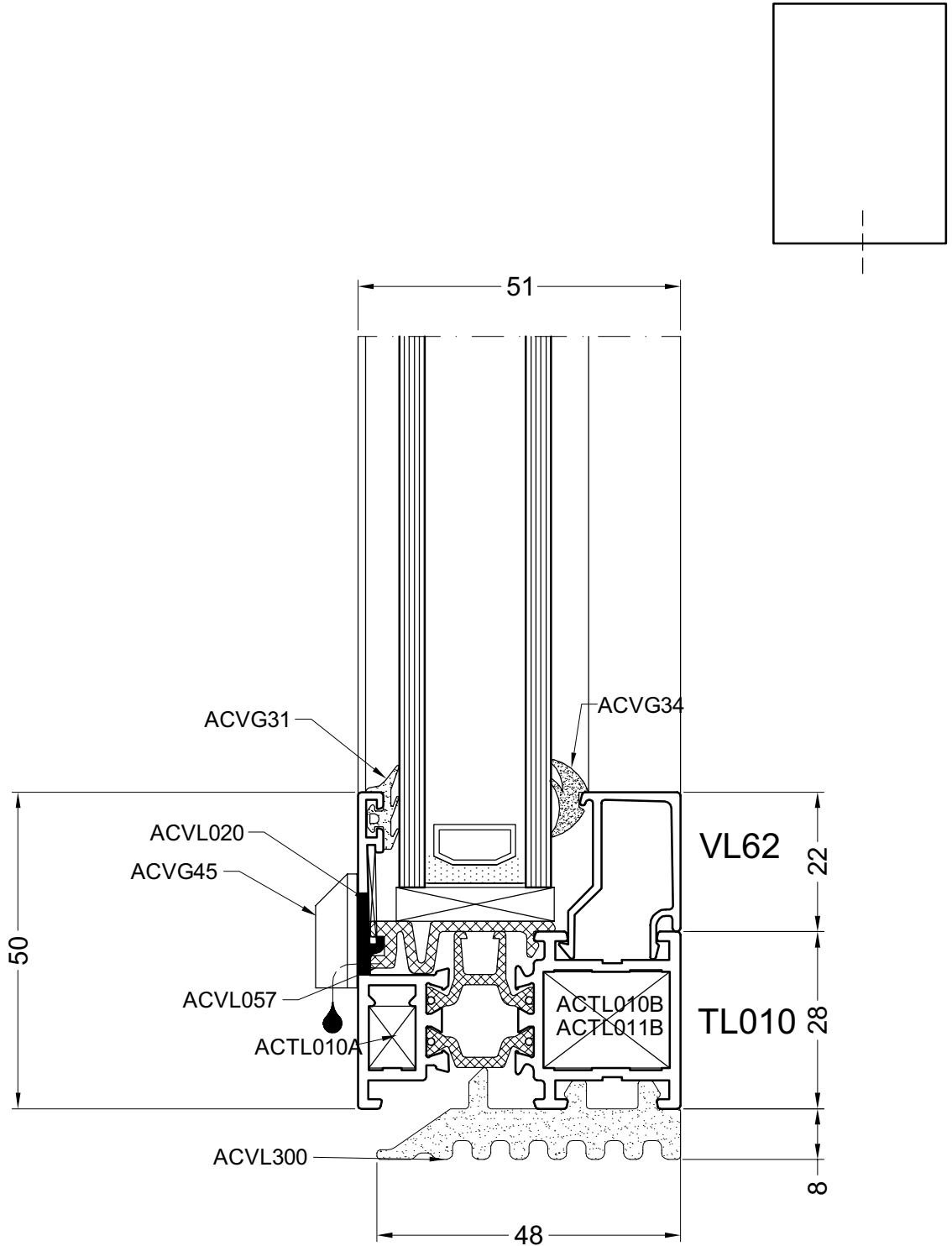
DOORSNEDE - COUPE - SCHNITT - SECTION



door3e

3F

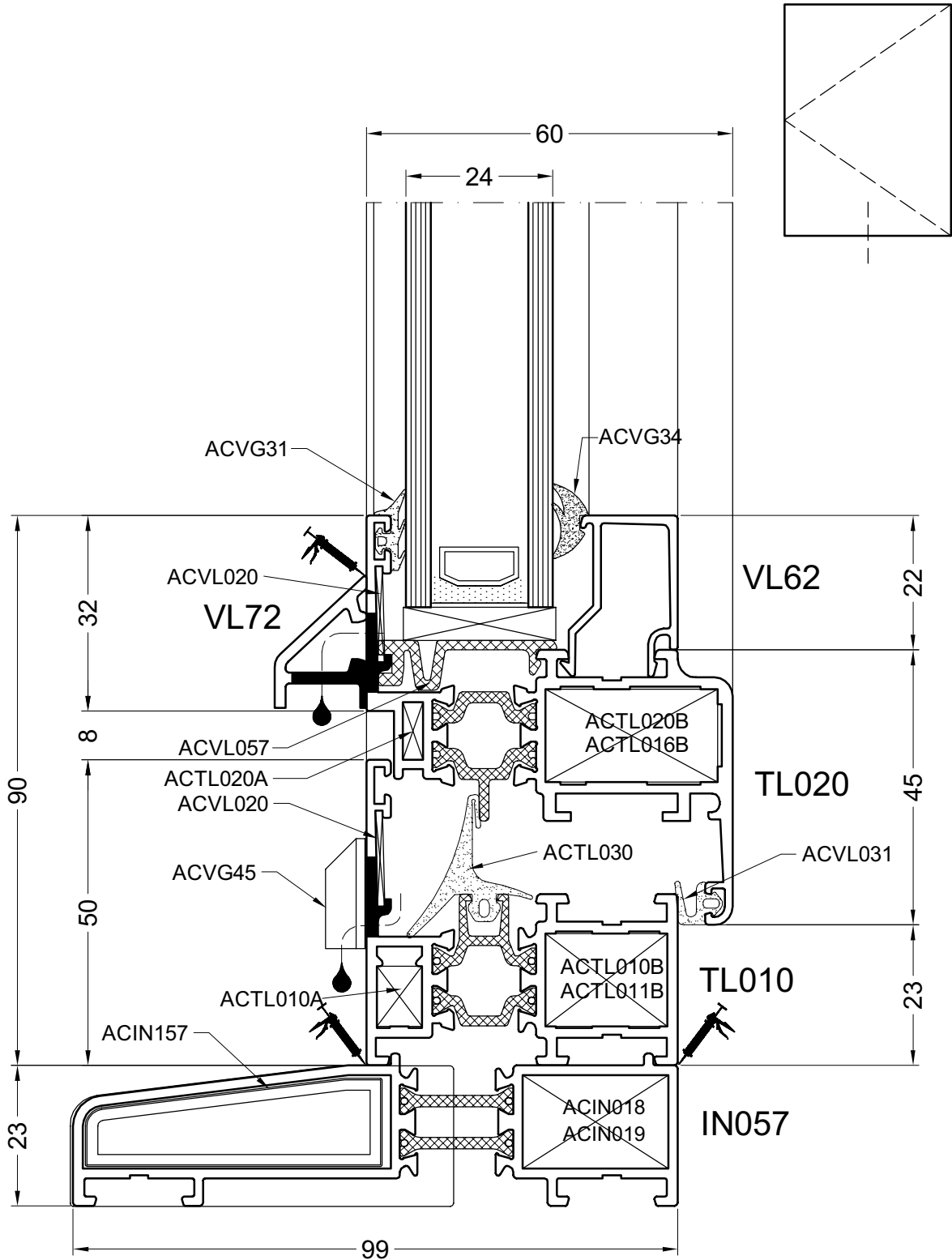
DOORSNEDE - COUPE - SCHNITT - SECTION



door03e

4A

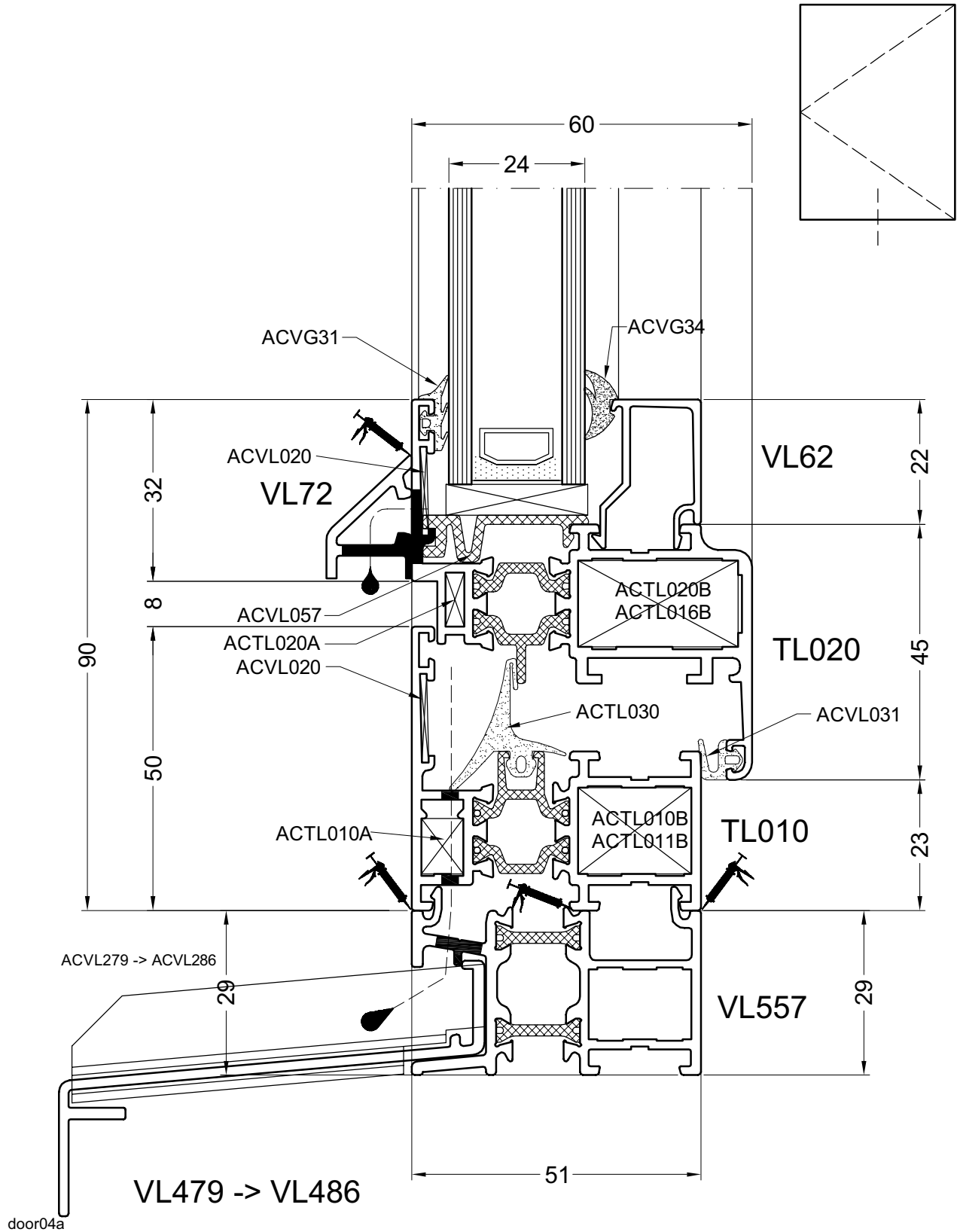
DOORSNEDE - COUPE - SCHNITT - SECTION



door04

4B

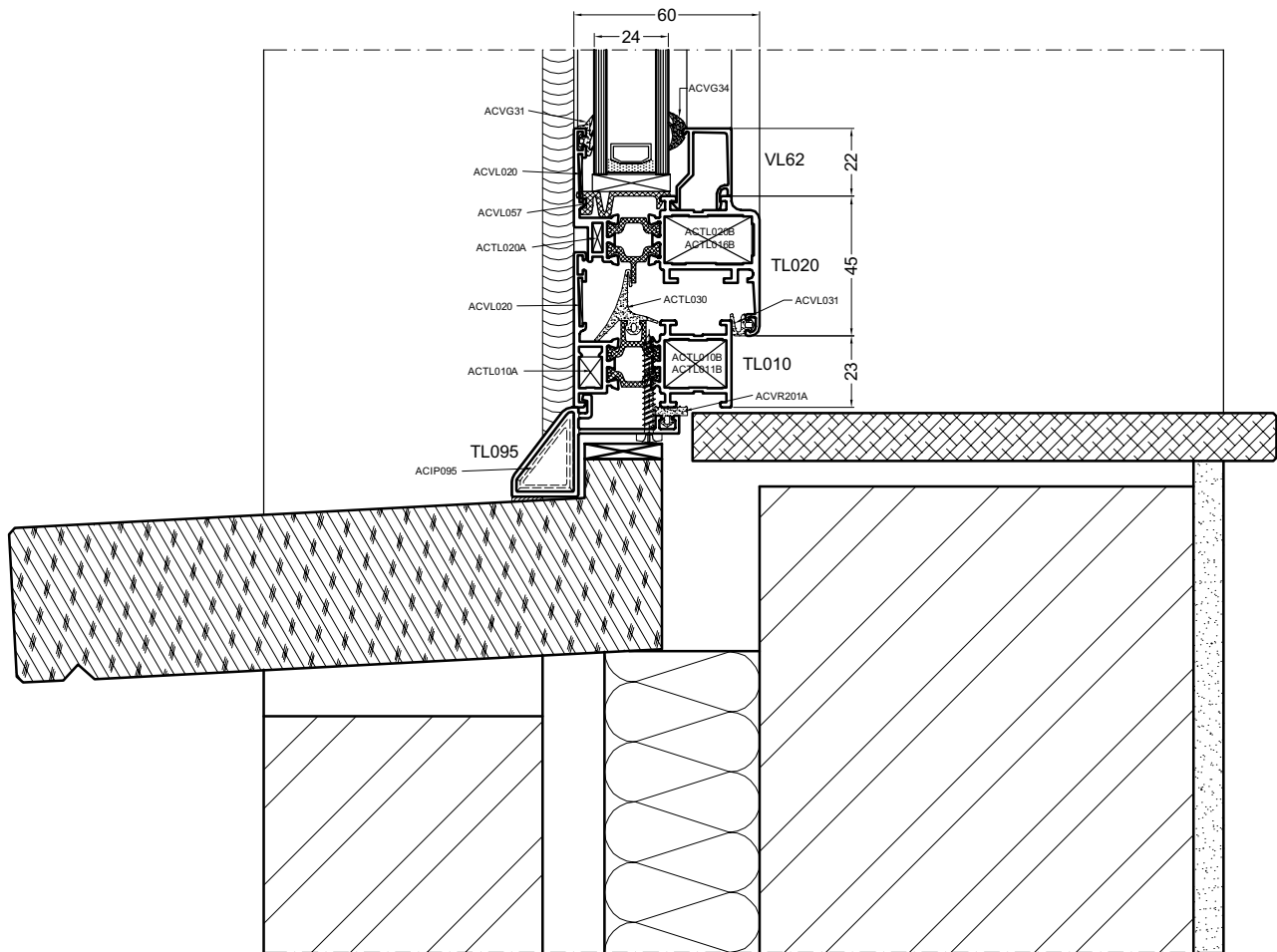
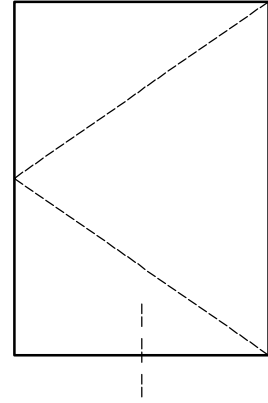
DOORSNEDE - COUPE - SCHNITT - SECTION



door04a

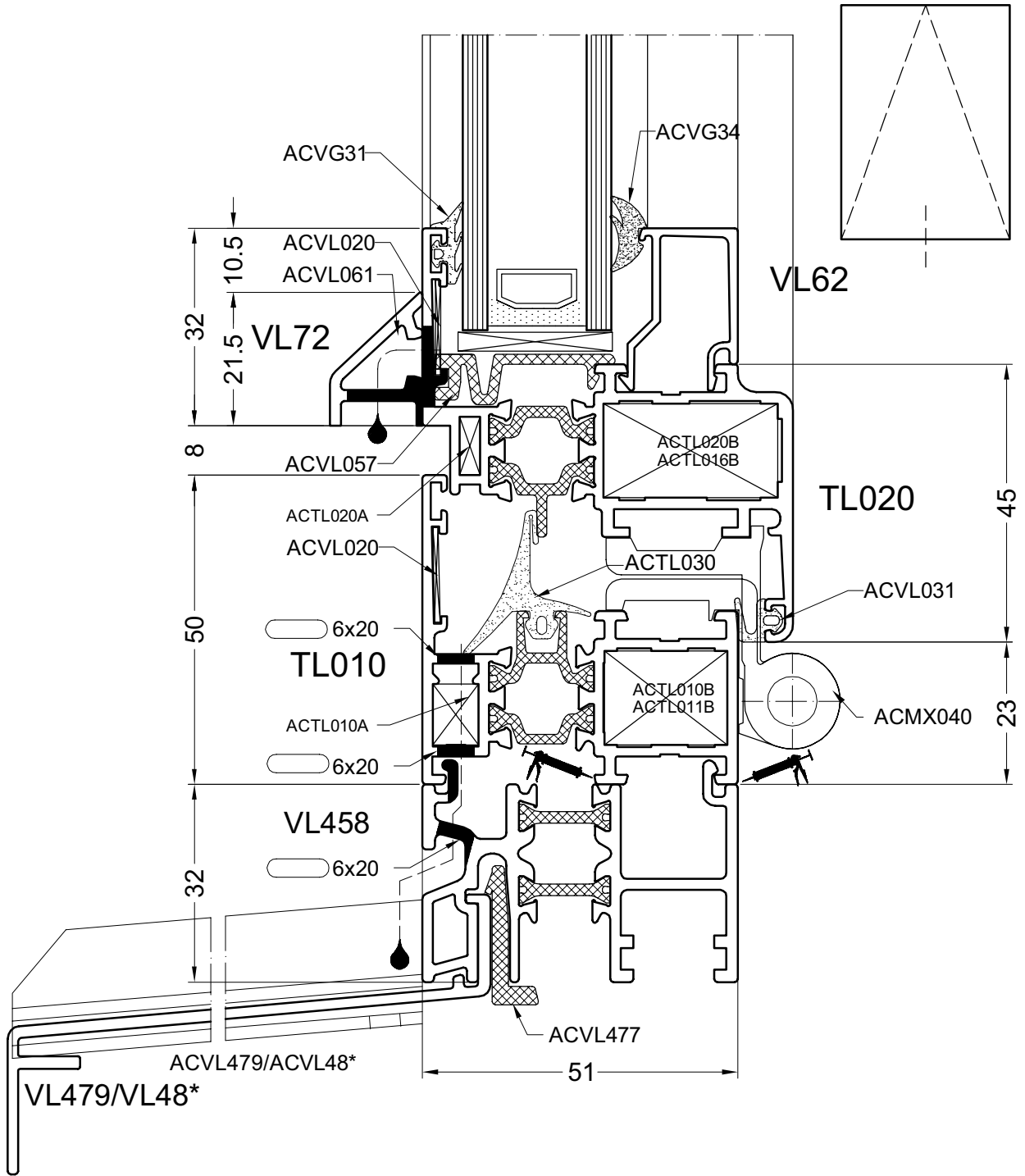
4C

DOORSNEDE - COUPE - SCHNITT - SECTION

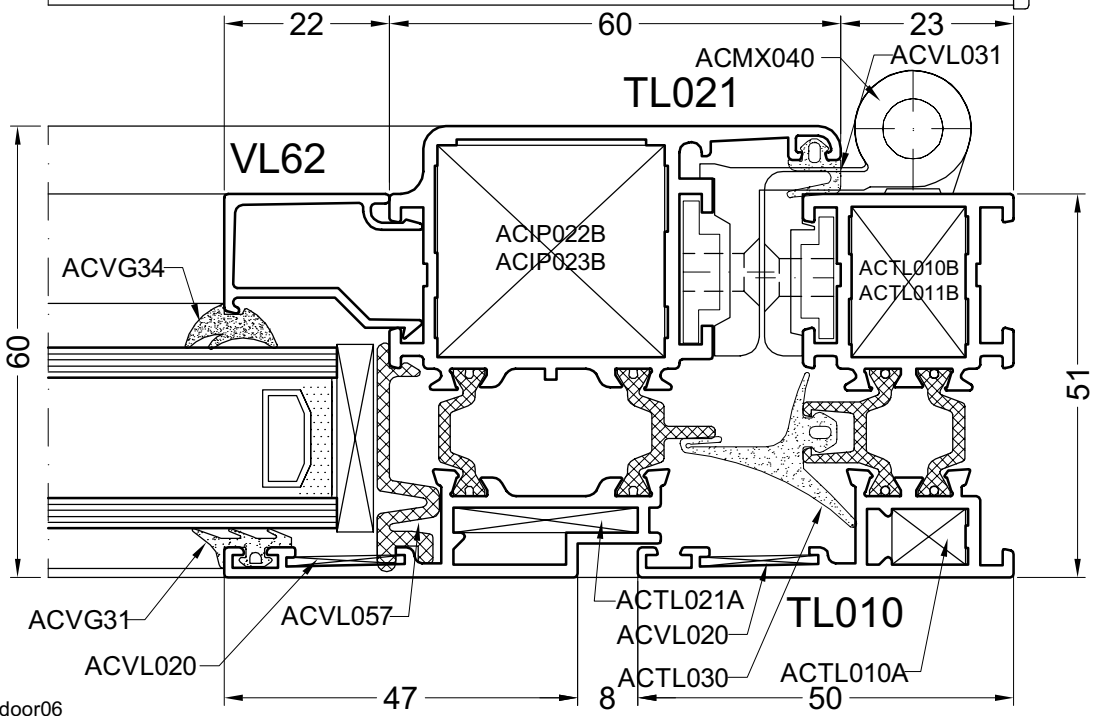
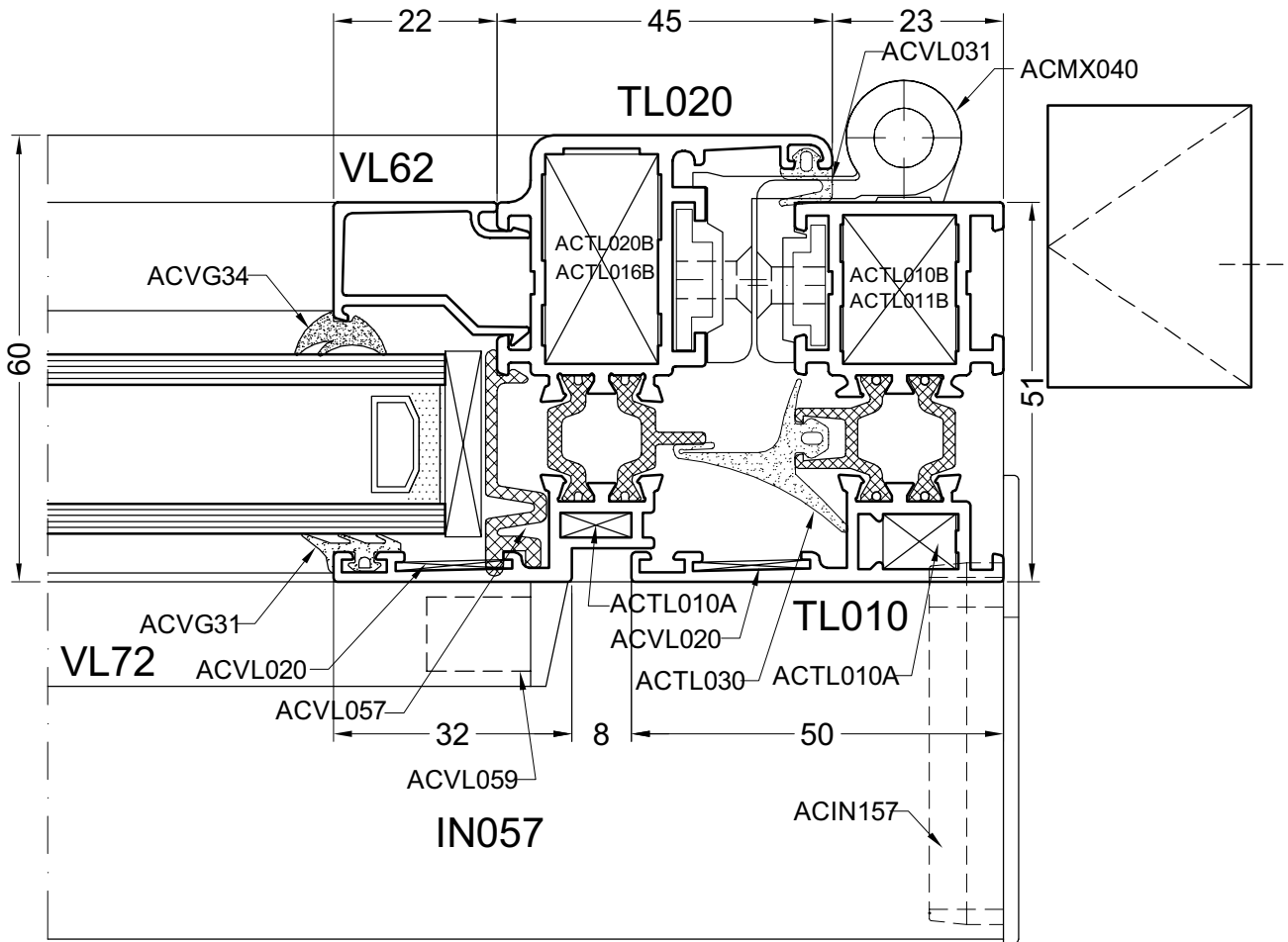


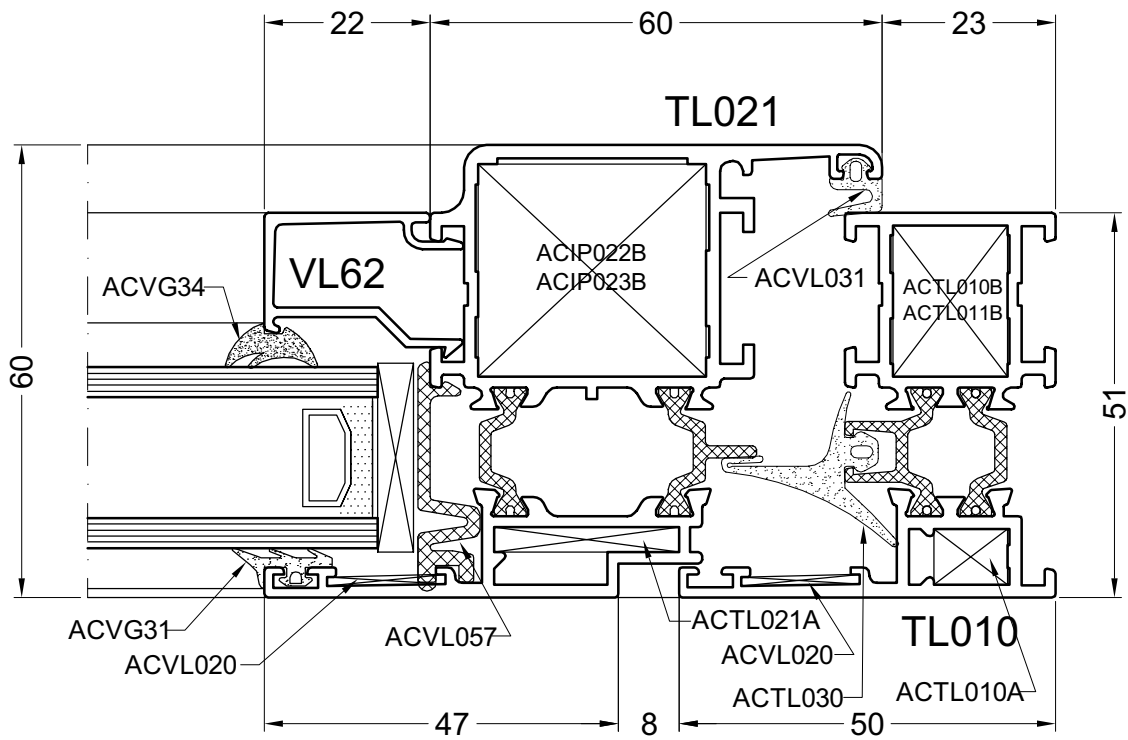
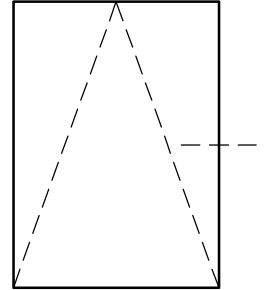
door04b





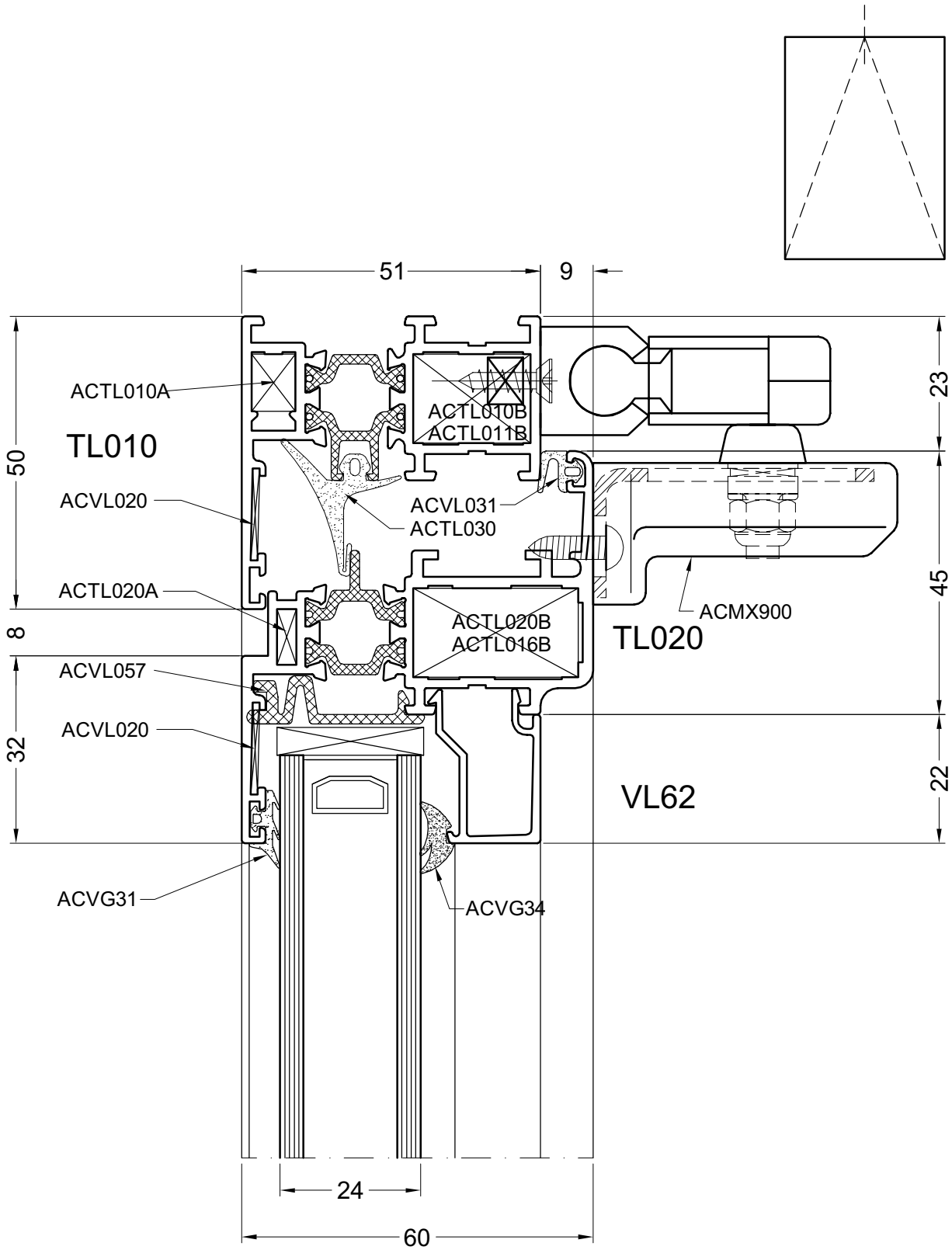
door05





8A

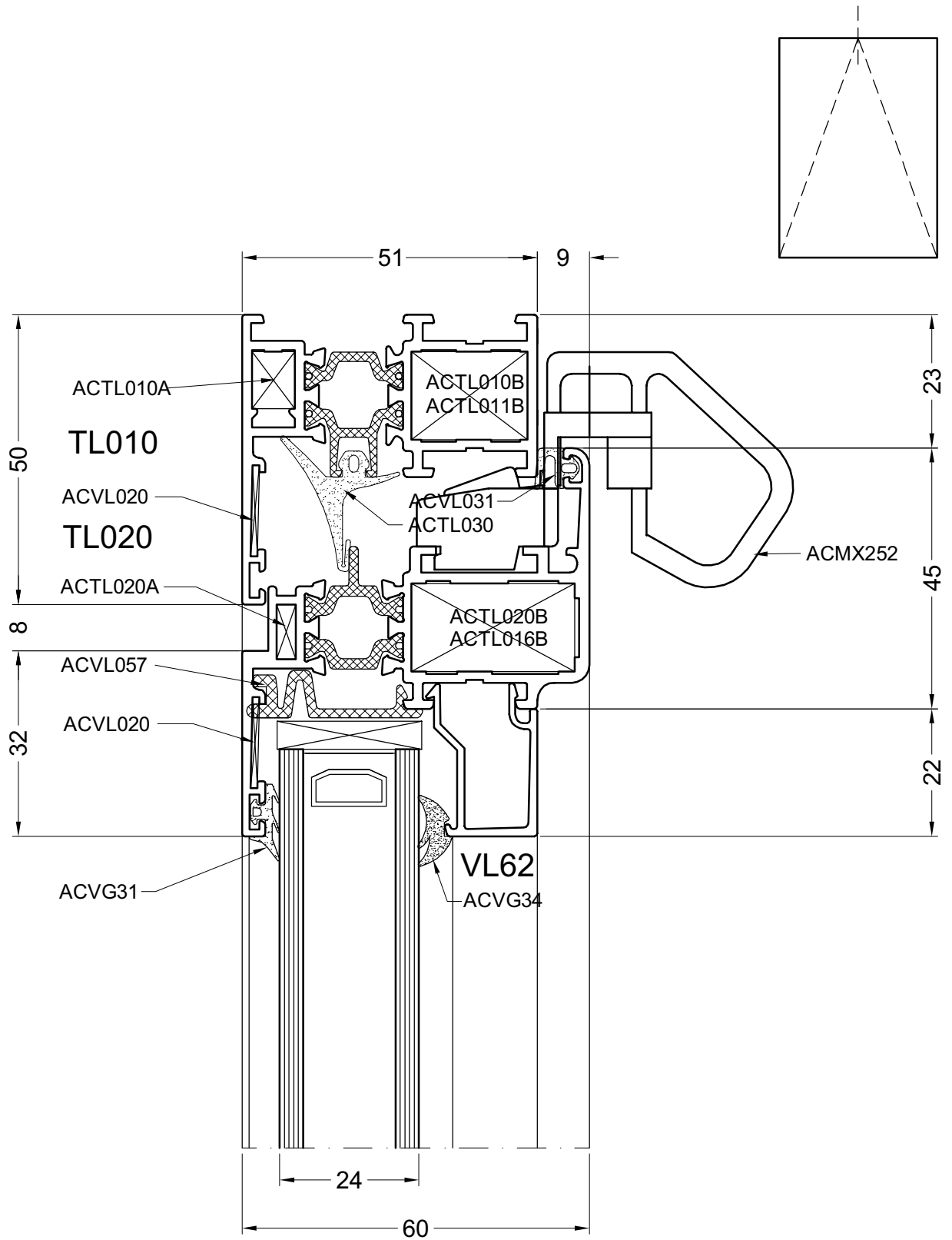
DOORSNEDE - COUPE - SCHNITT - SECTION



door08a

**8B**

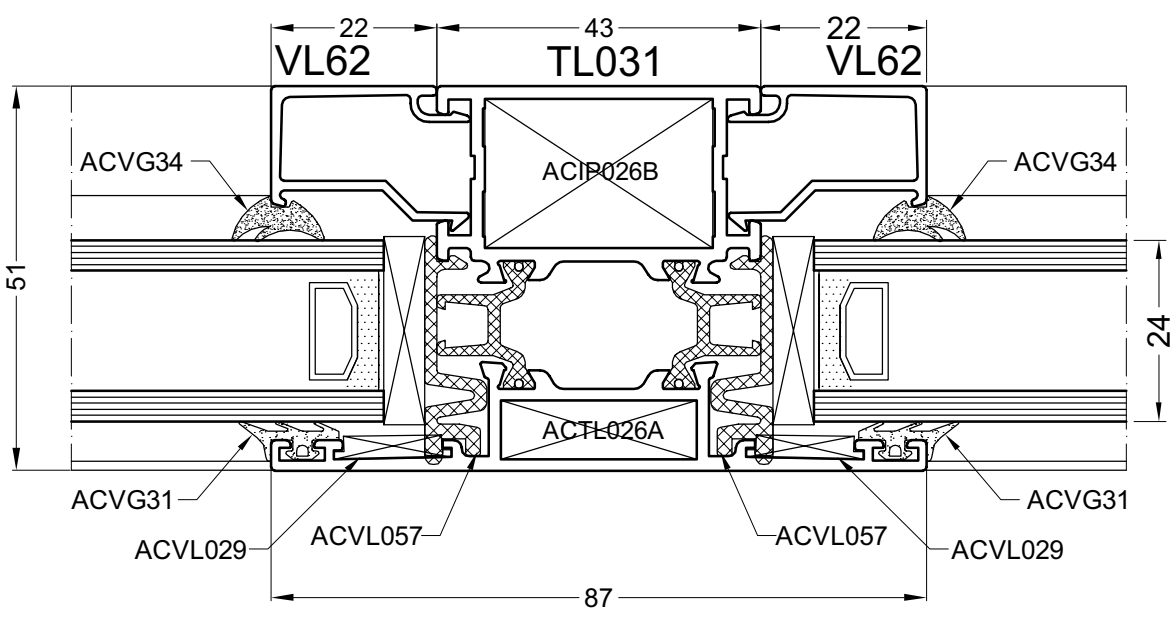
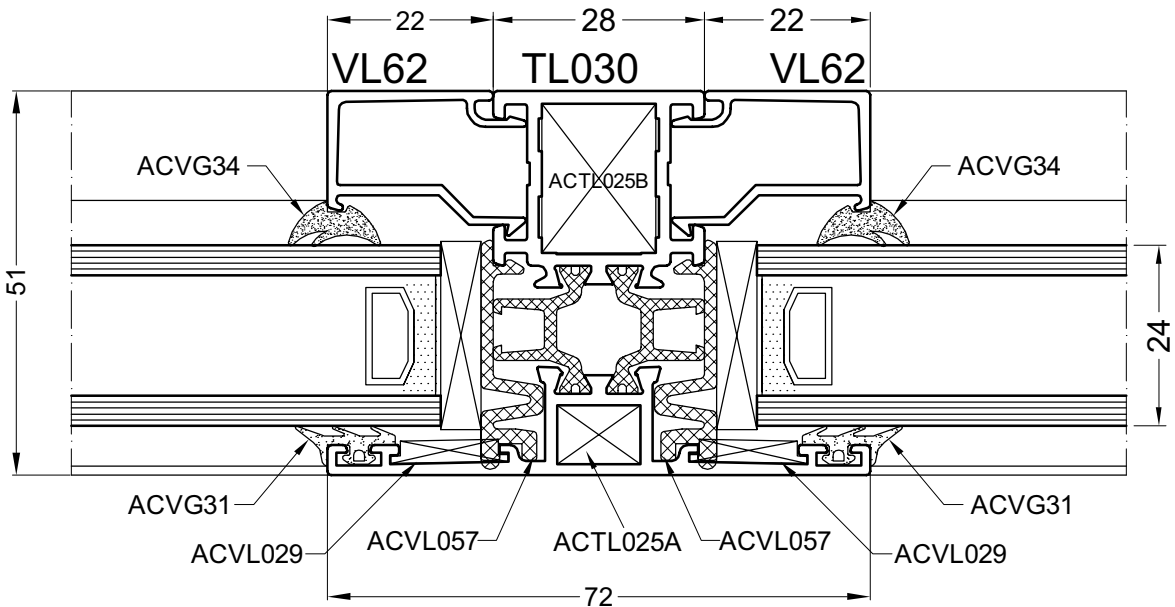
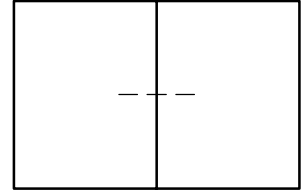
DOORSNEDE - COUPE - SCHNITT - SECTION



door08b

9A

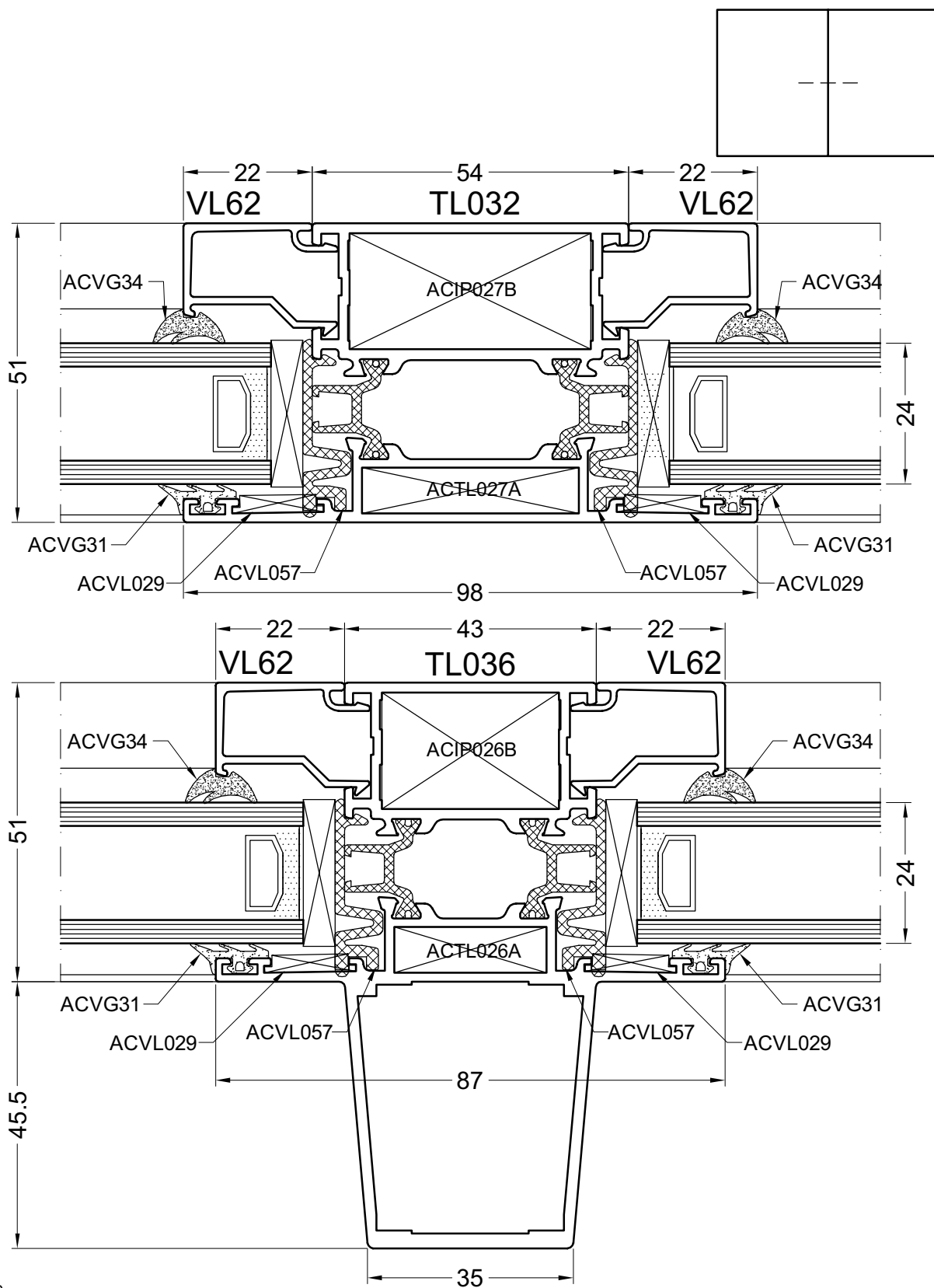
DOORSNEDE - COUPE - SCHNITT - SECTION



door09a

9B

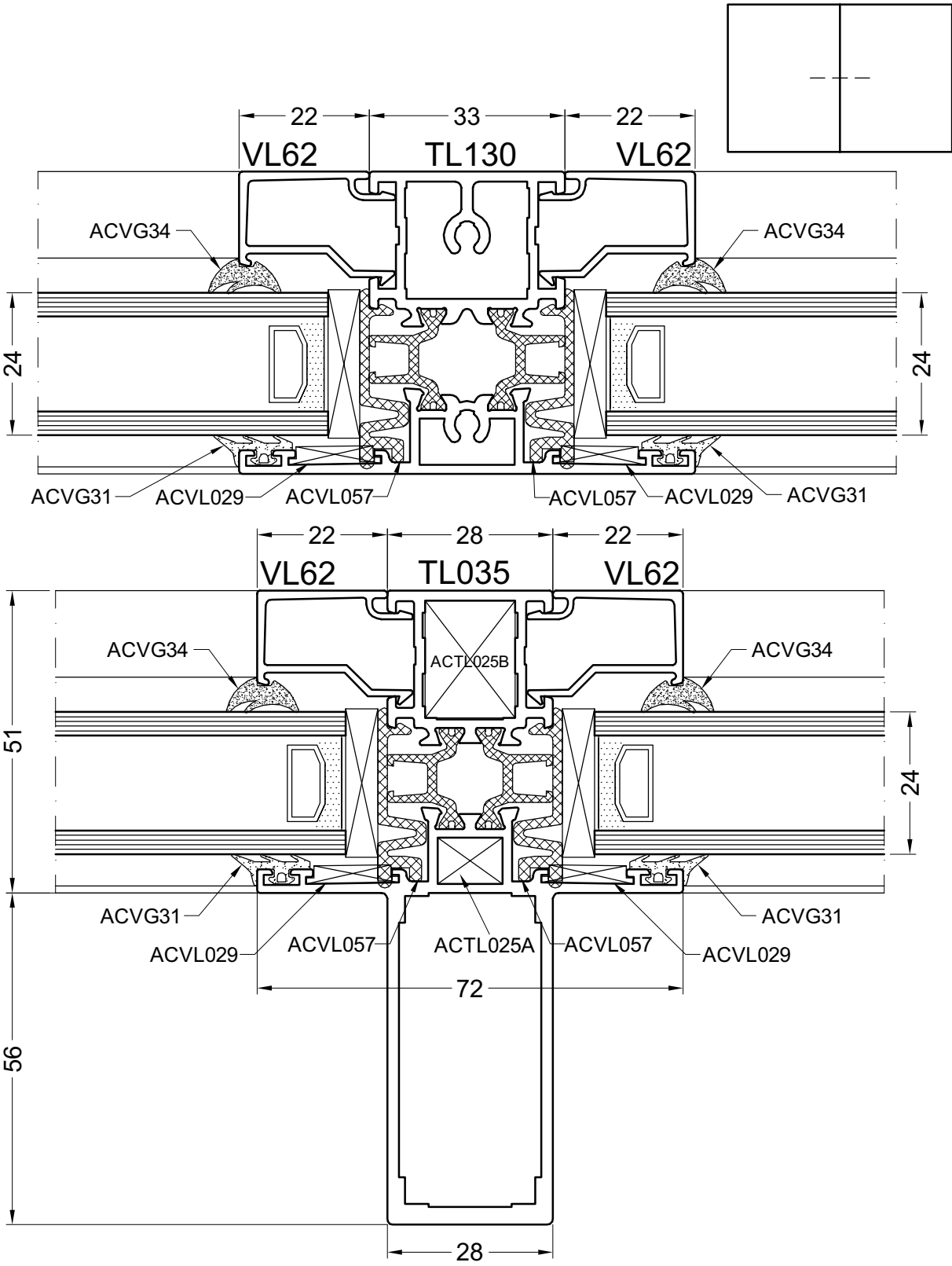
DOORSNEDE - COUPE - SCHNITT - SECTION



door09b

9C

DOORSNEDE - COUPE - SCHNITT - SECTION

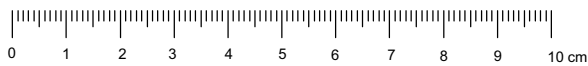
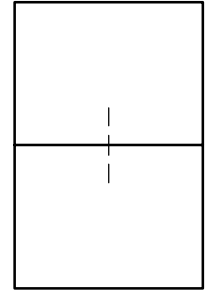
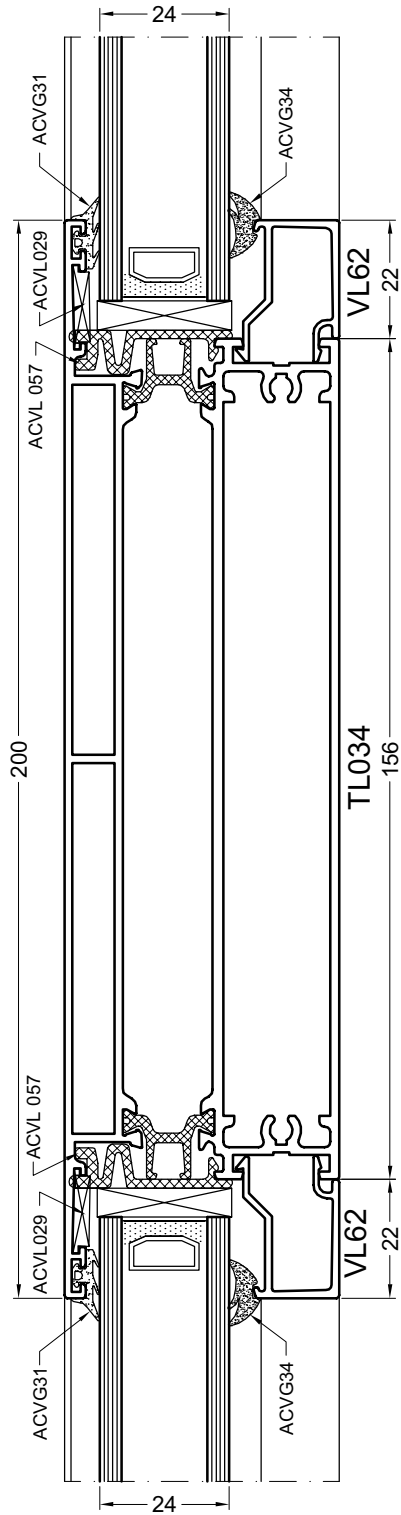


door09c



9D

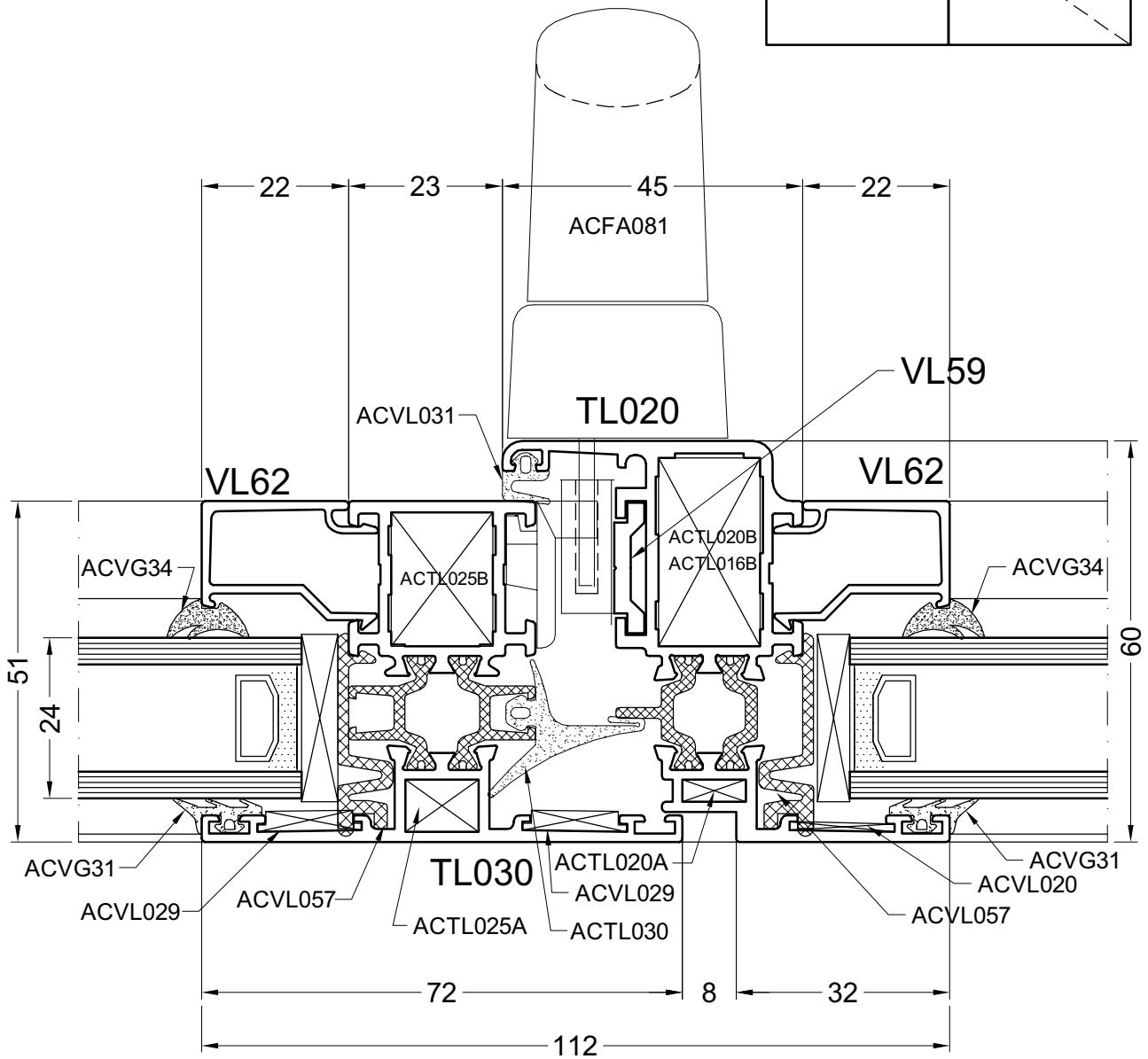
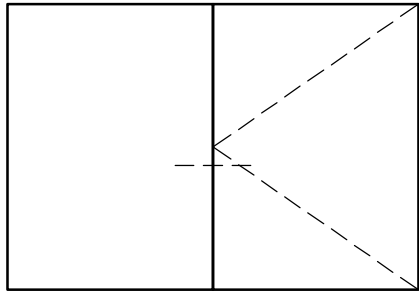
DOORSNEDE - COUPE - SCHNITT - SECTION



door09d

10

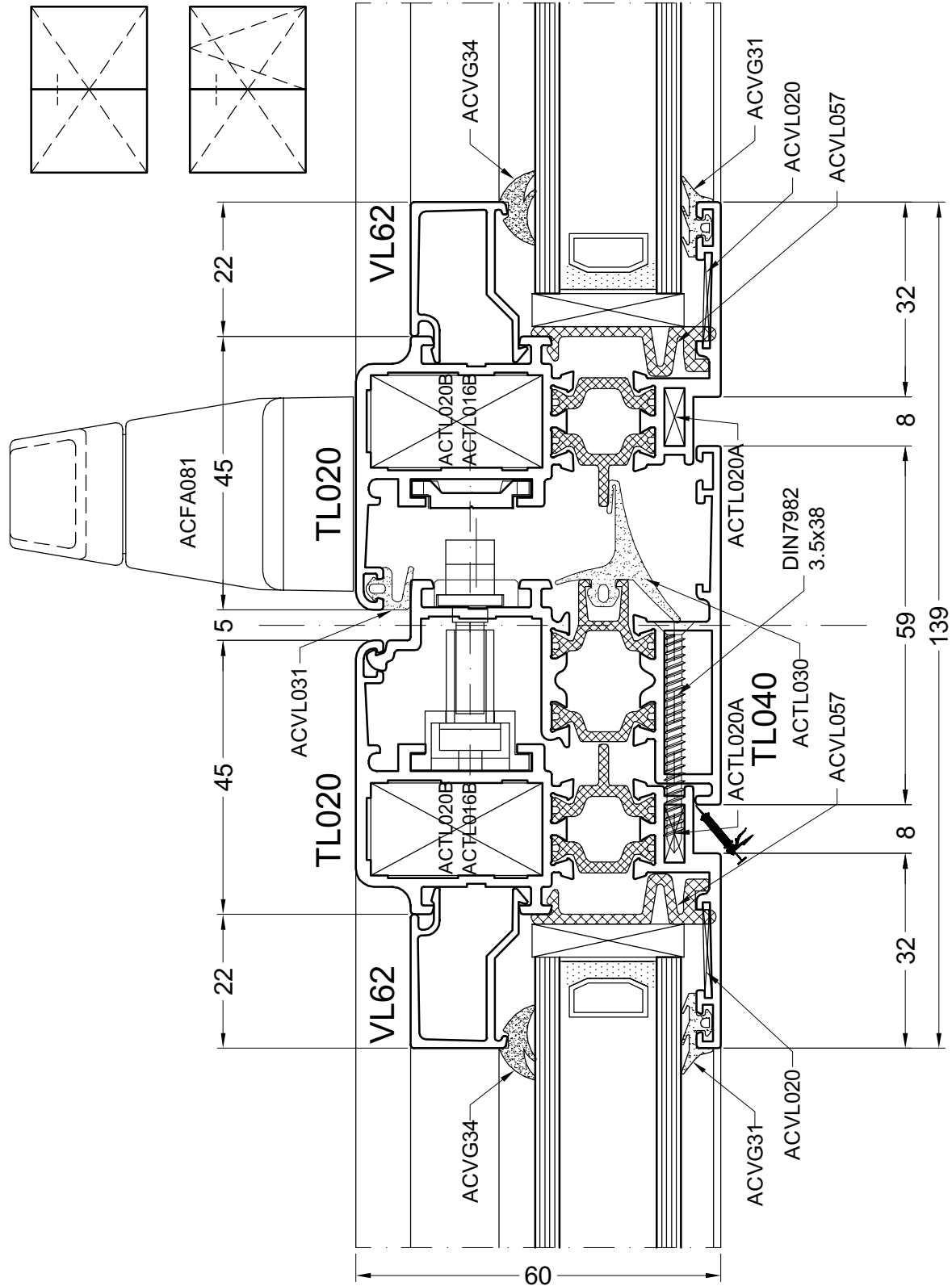
DOORSNEDE - COUPE - SCHNITT - SECTION



door10

# 11A

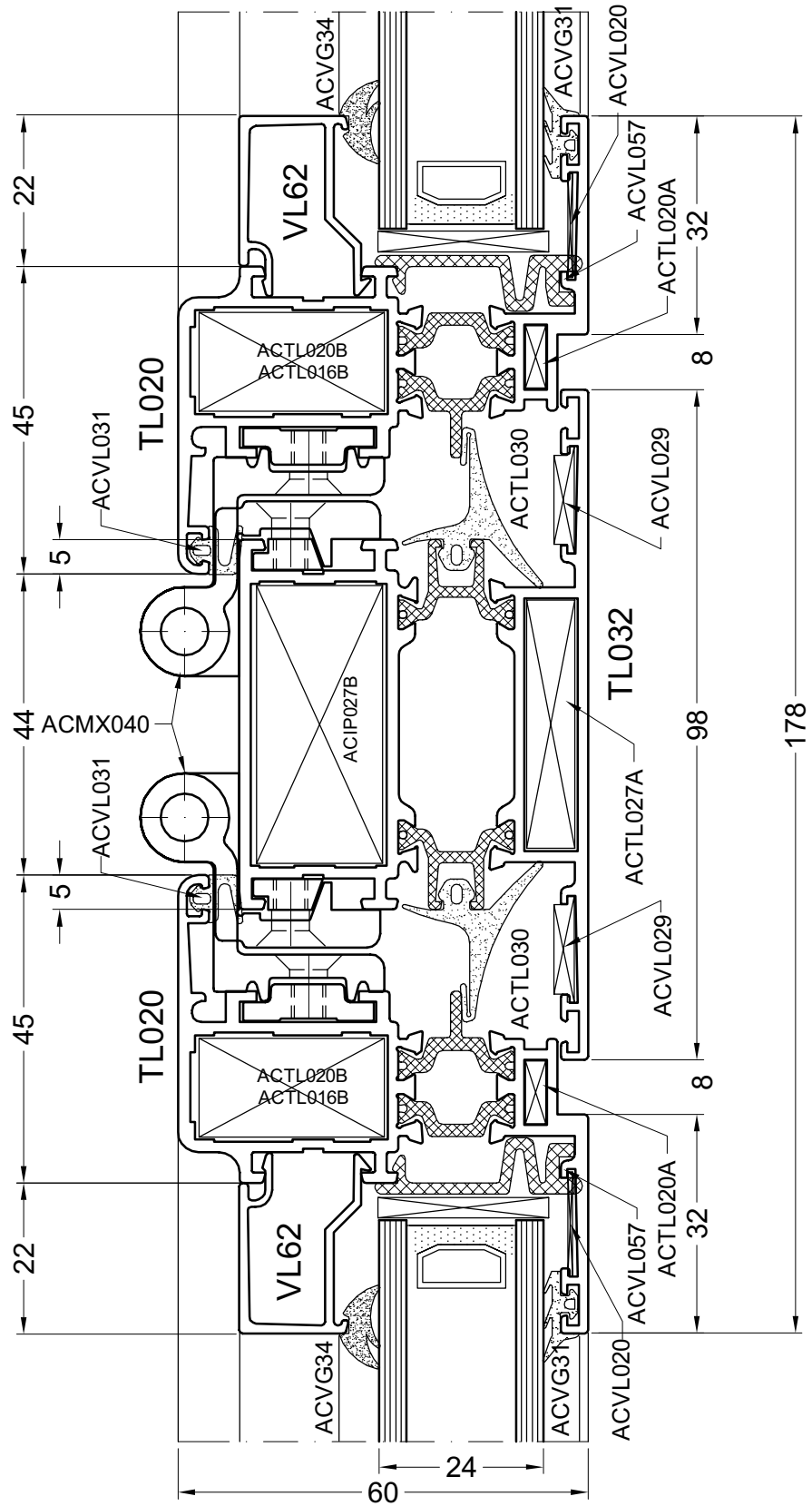
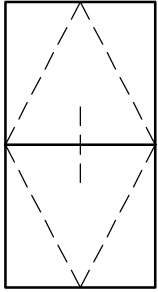
DOORSNEDE - COUPE - SCHNITT - SECTION



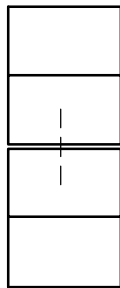
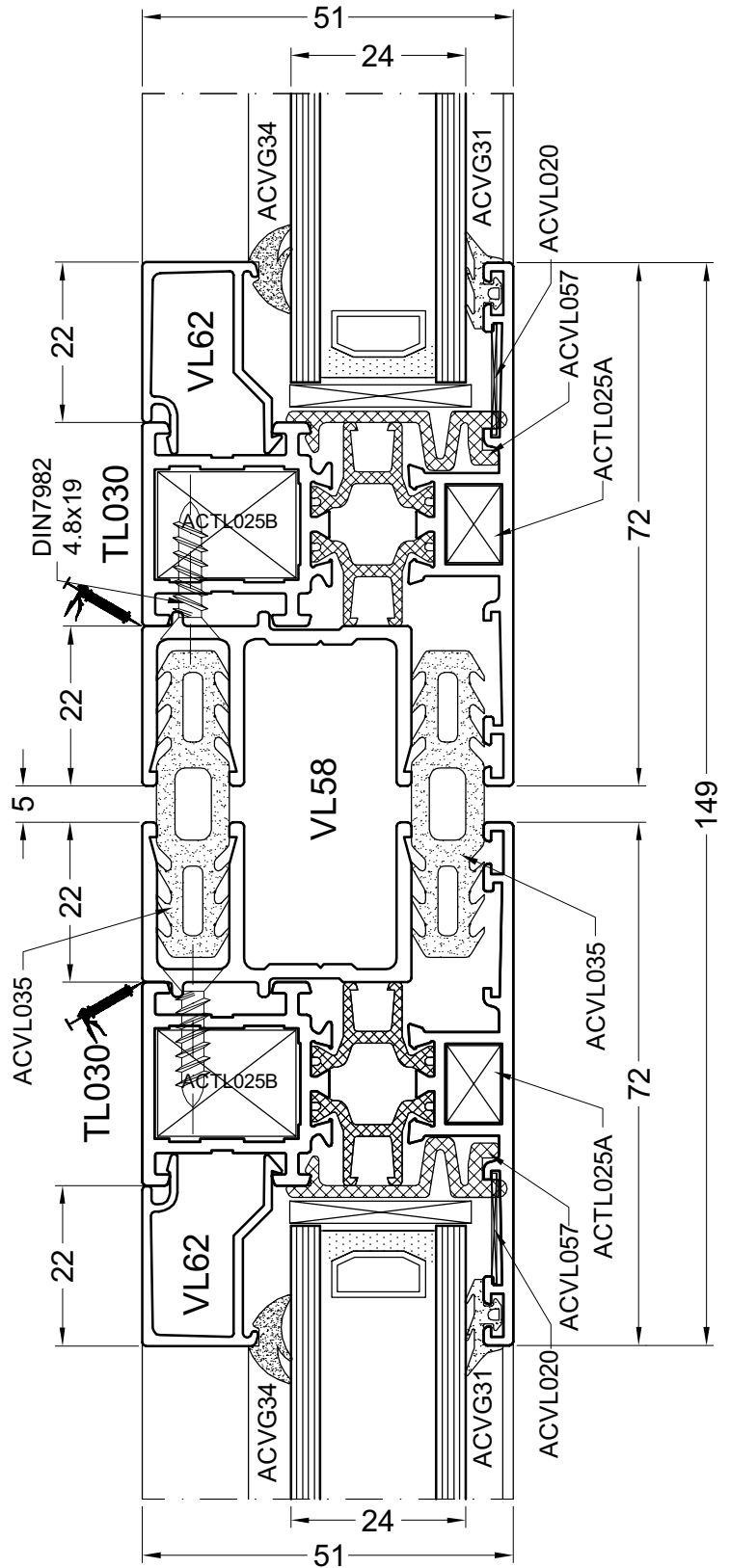
door11

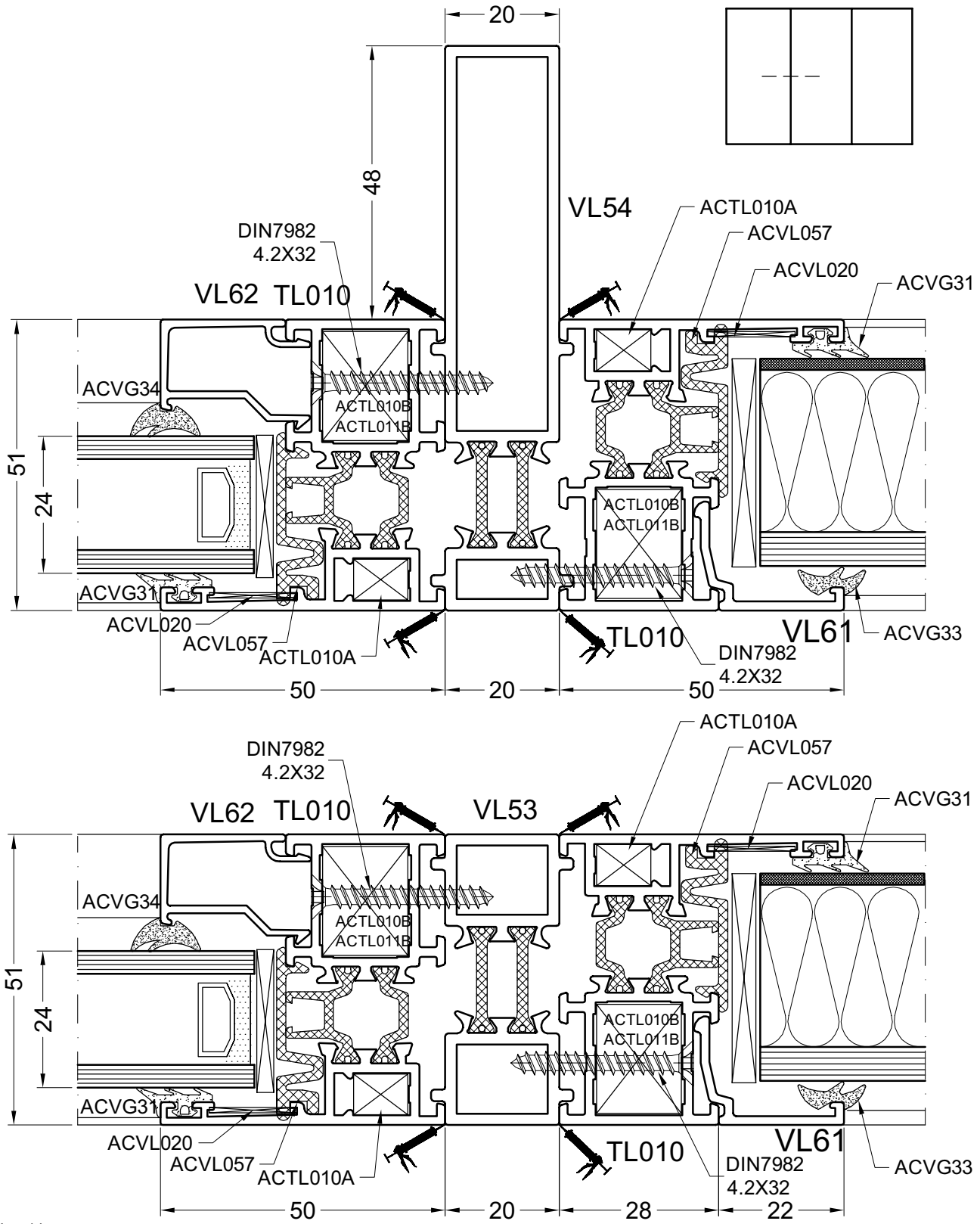
12

DOORSNEDE - COUPE - SCHNITT - SECTION



door12

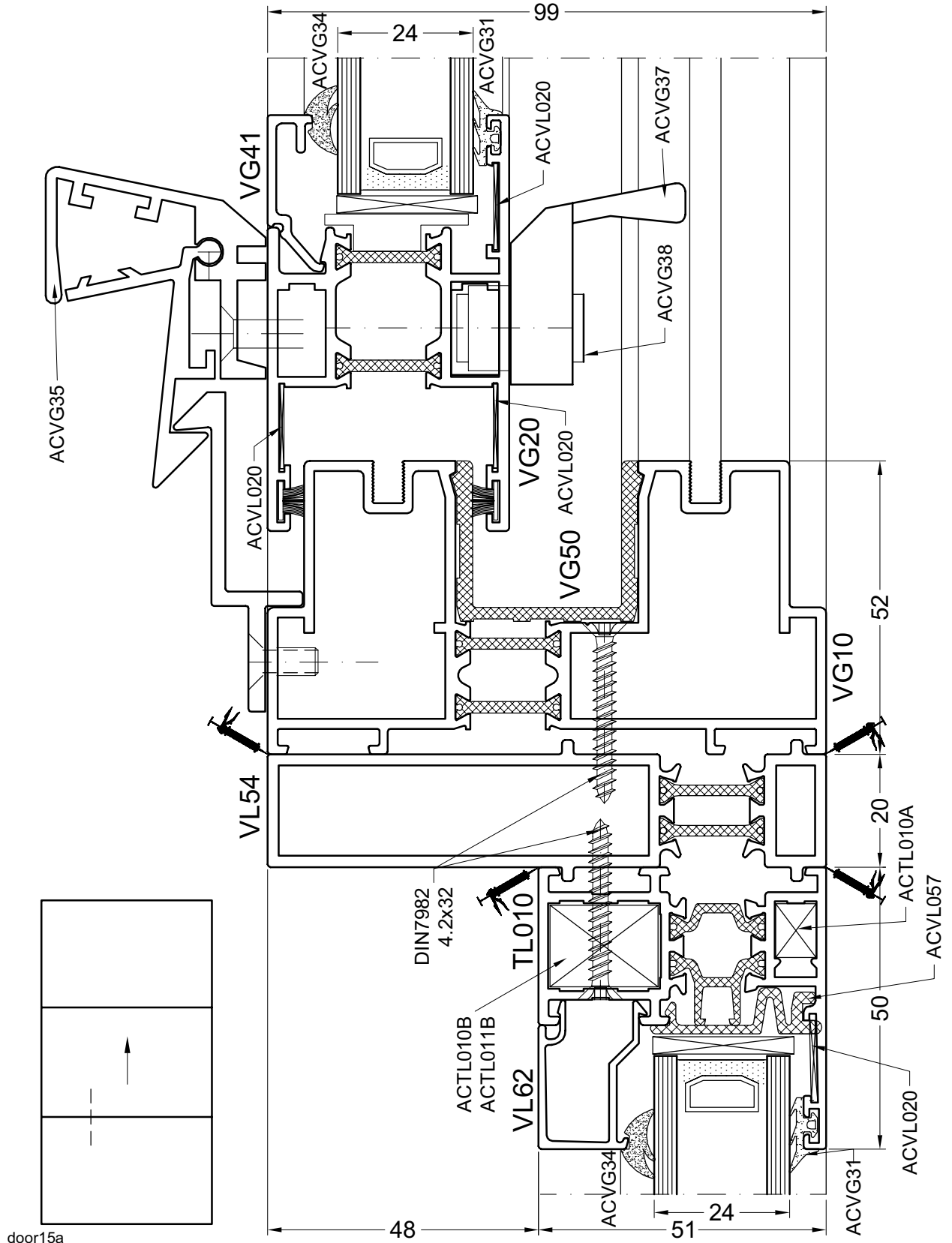




door14

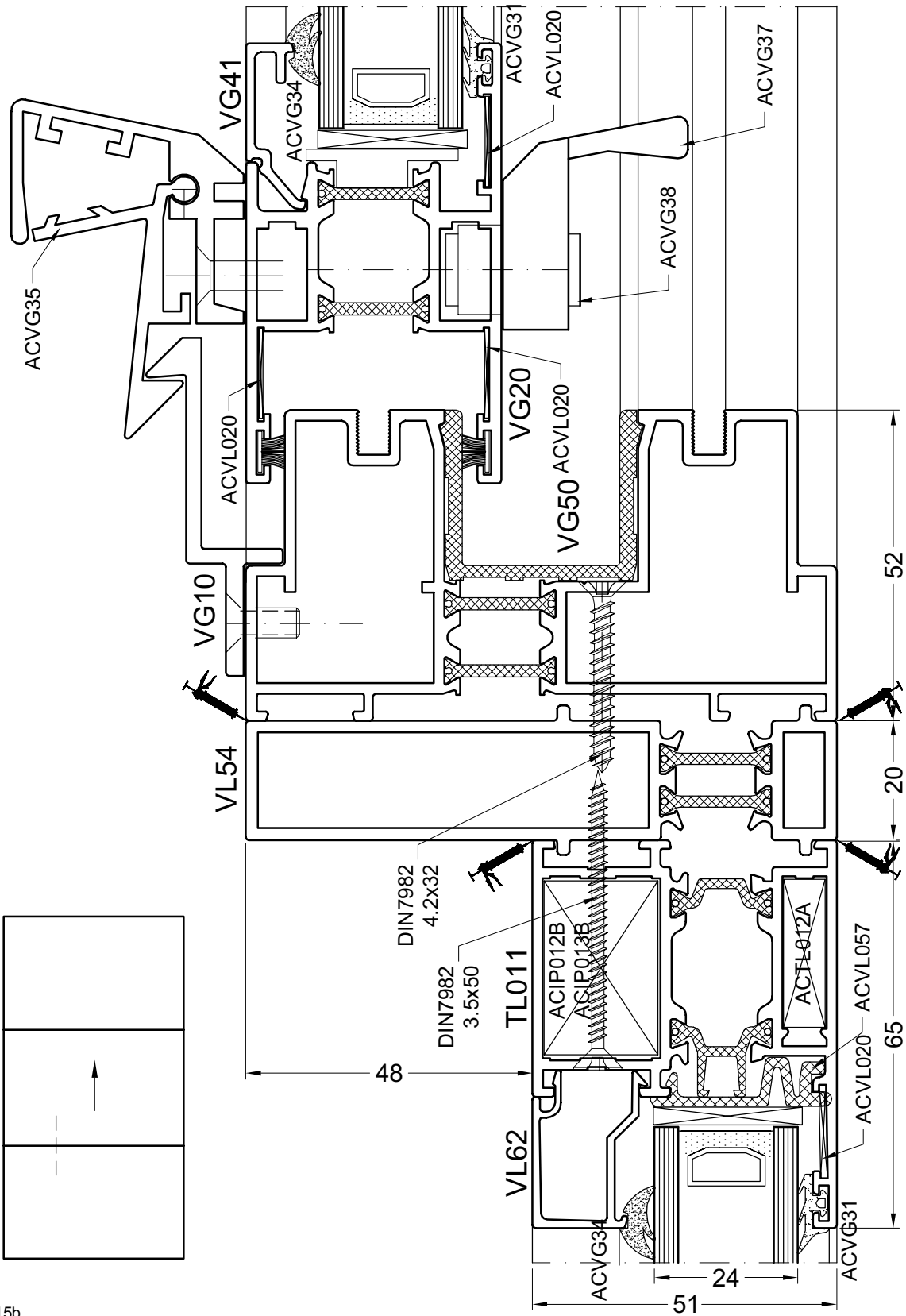
15A

DOORSNEDE - COUPE - SCHNITT - SECTION



# 15B

DOORSNEDE - COUPE - SCHNITT - SECTION

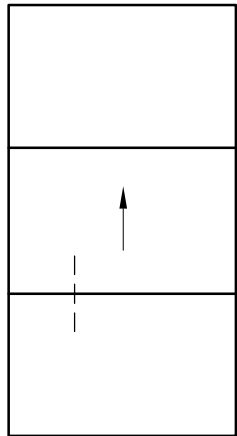
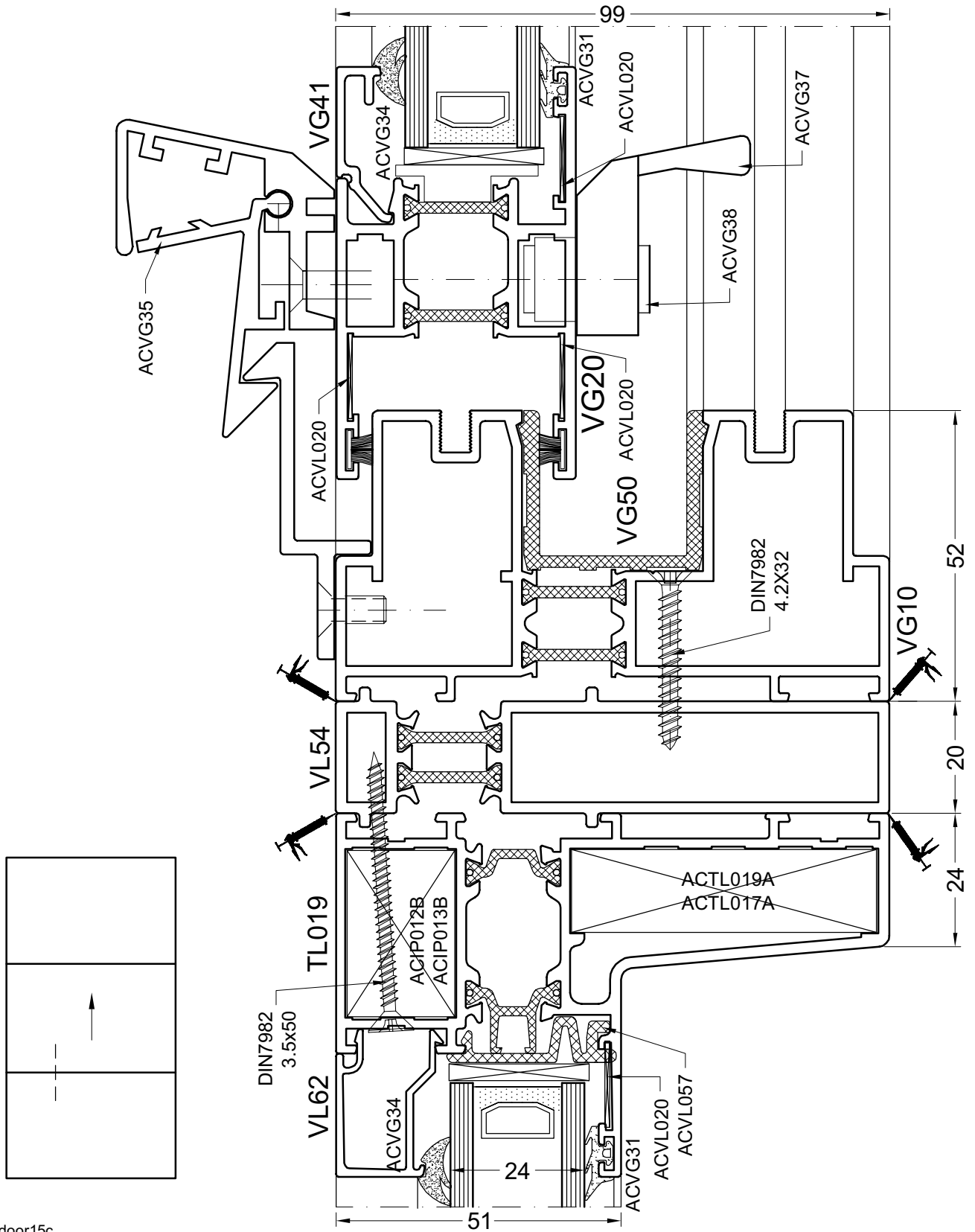


door15b



15C

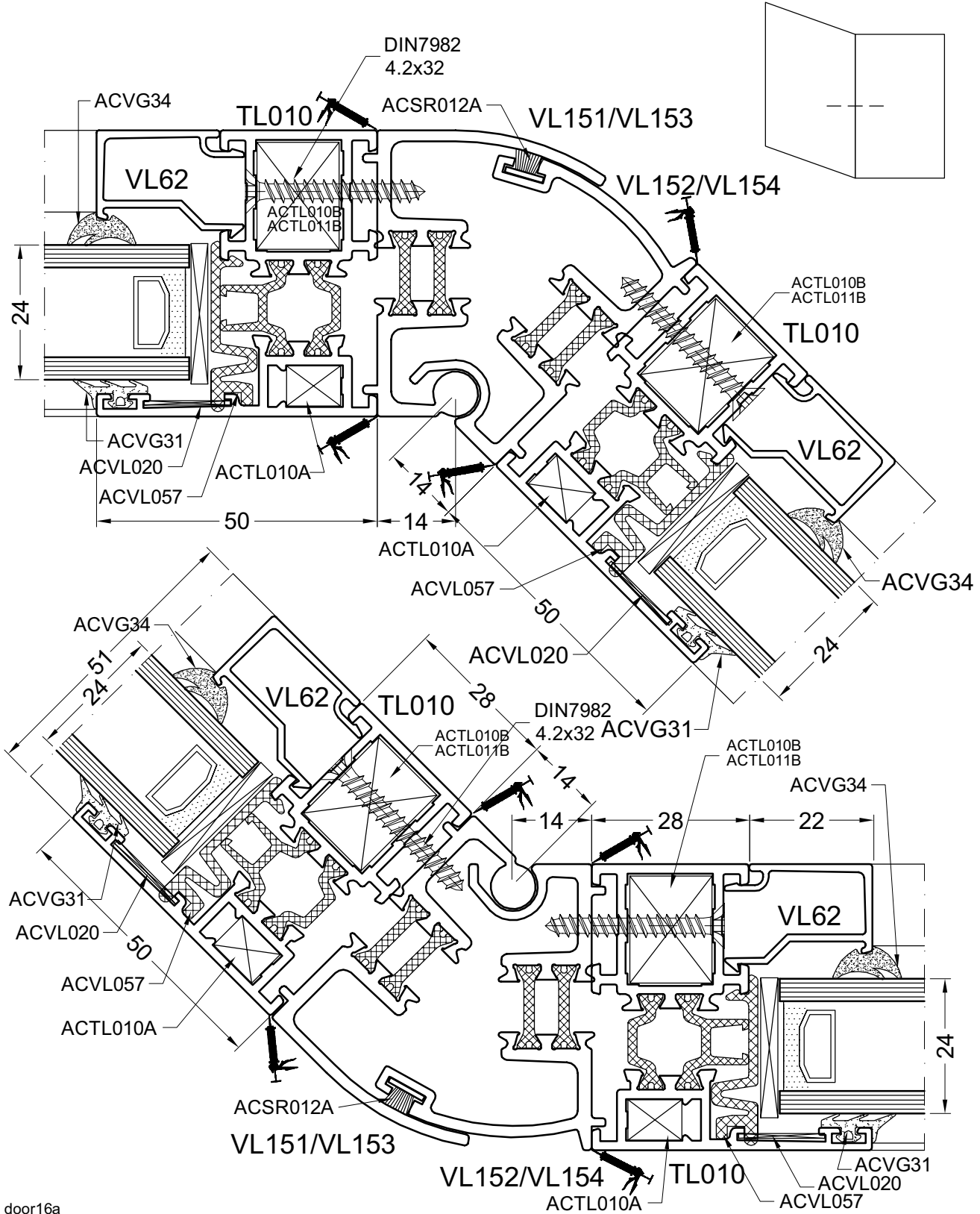
DOORSNEDE - COUPE - SCHNITT - SECTION



door15c

# 16A

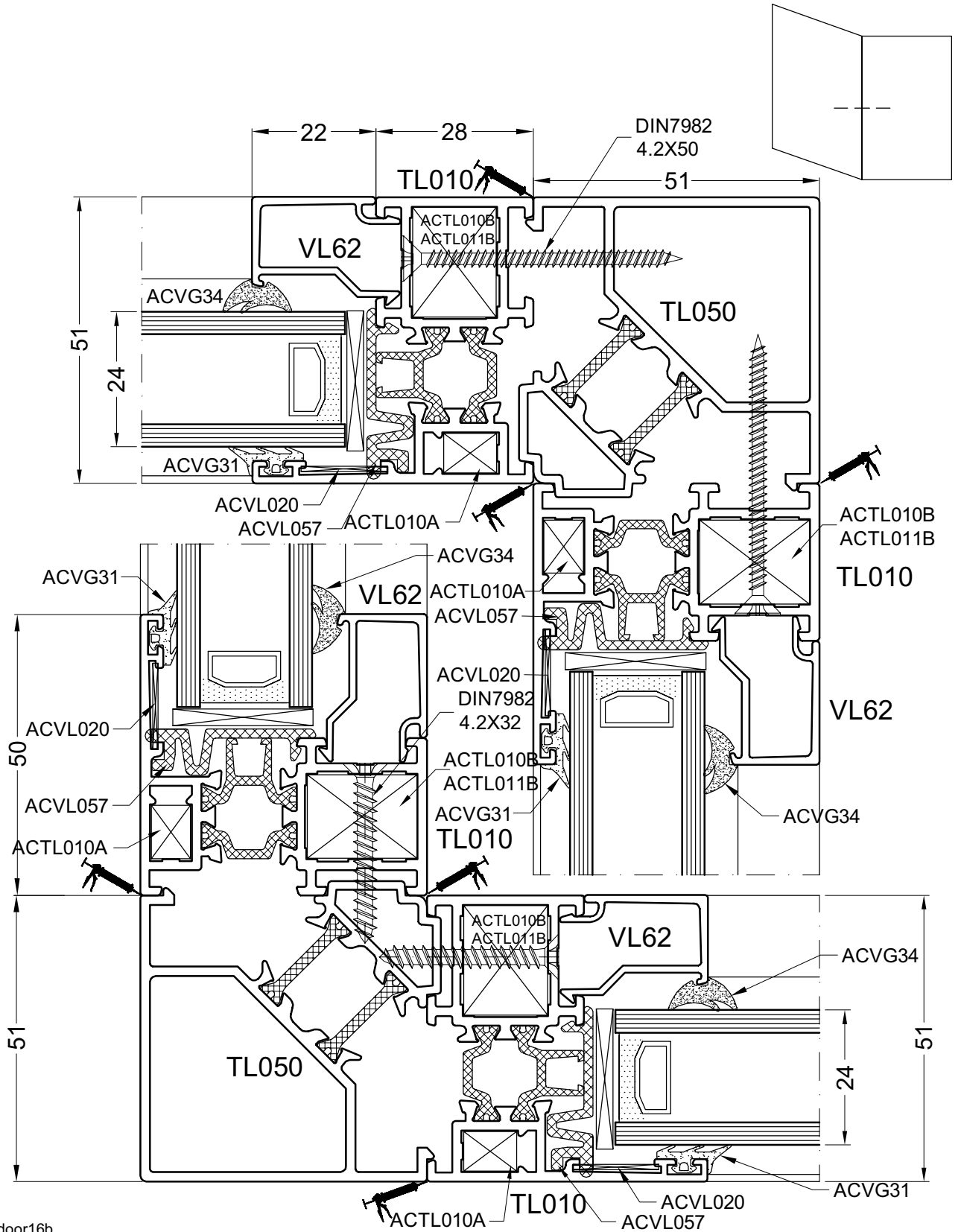
DOORSNEDE - COUPE - SCHNITT - SECTION



door16a

16B

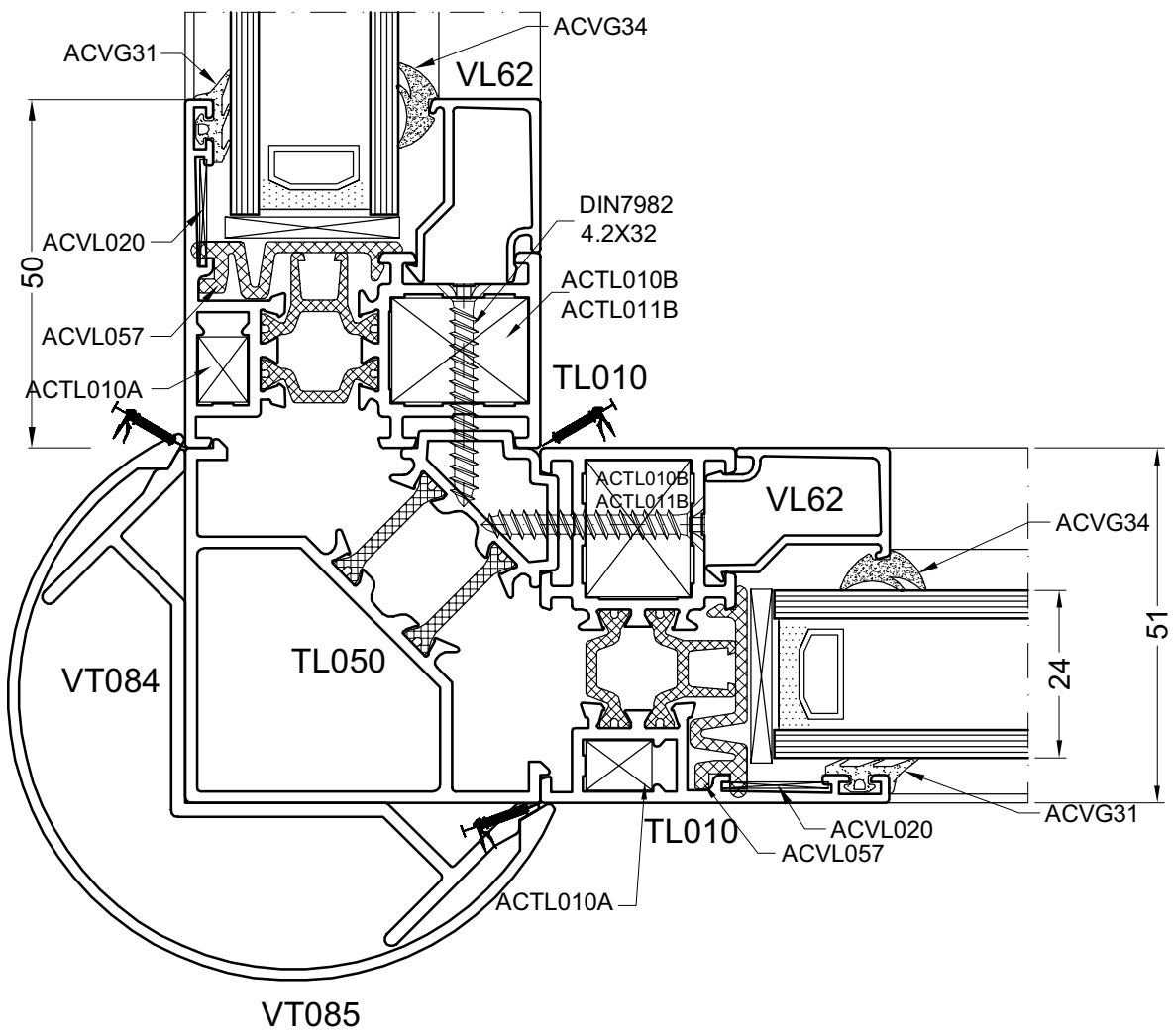
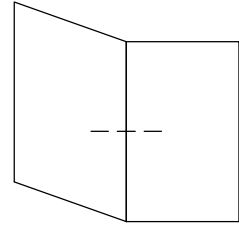
DOORSNEDE - COUPE - SCHNITT - SECTION



door16b

# 16C

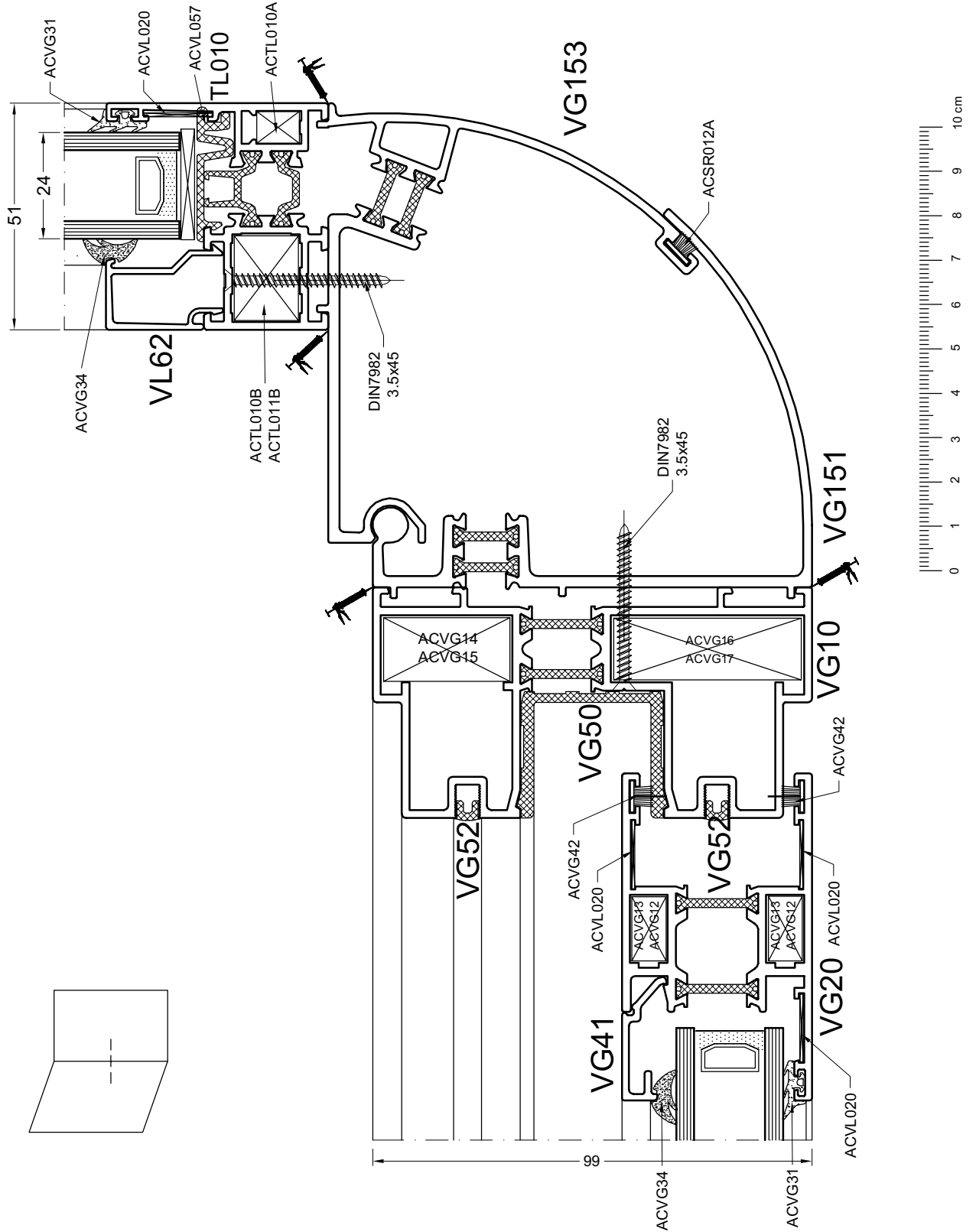
DOORSNEDE - COUPE - SCHNITT - SECTION



door16f

**16D**

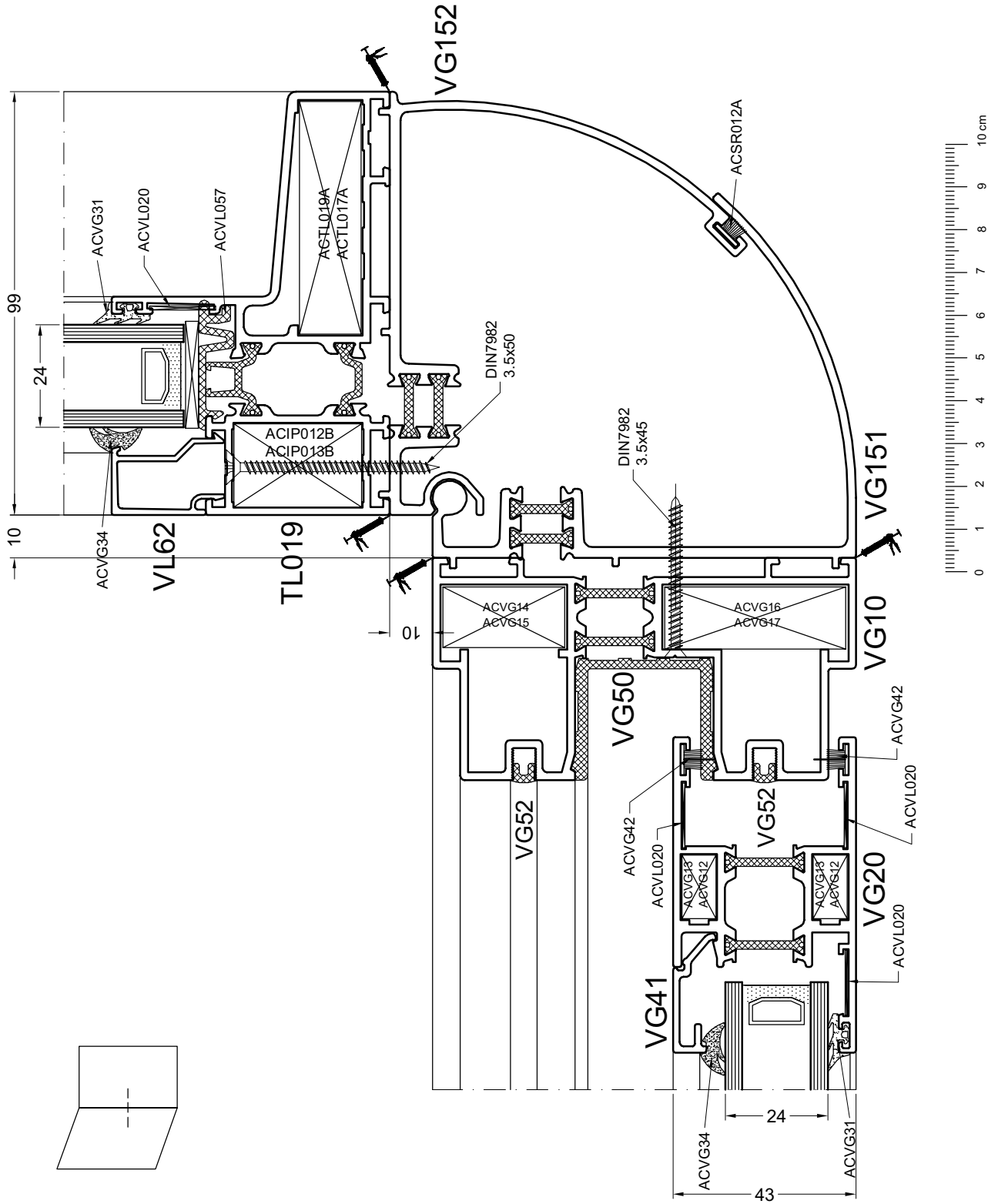
DOORSNEDE - COUPE - SCHNITT - SECTION



door16c

# 16E

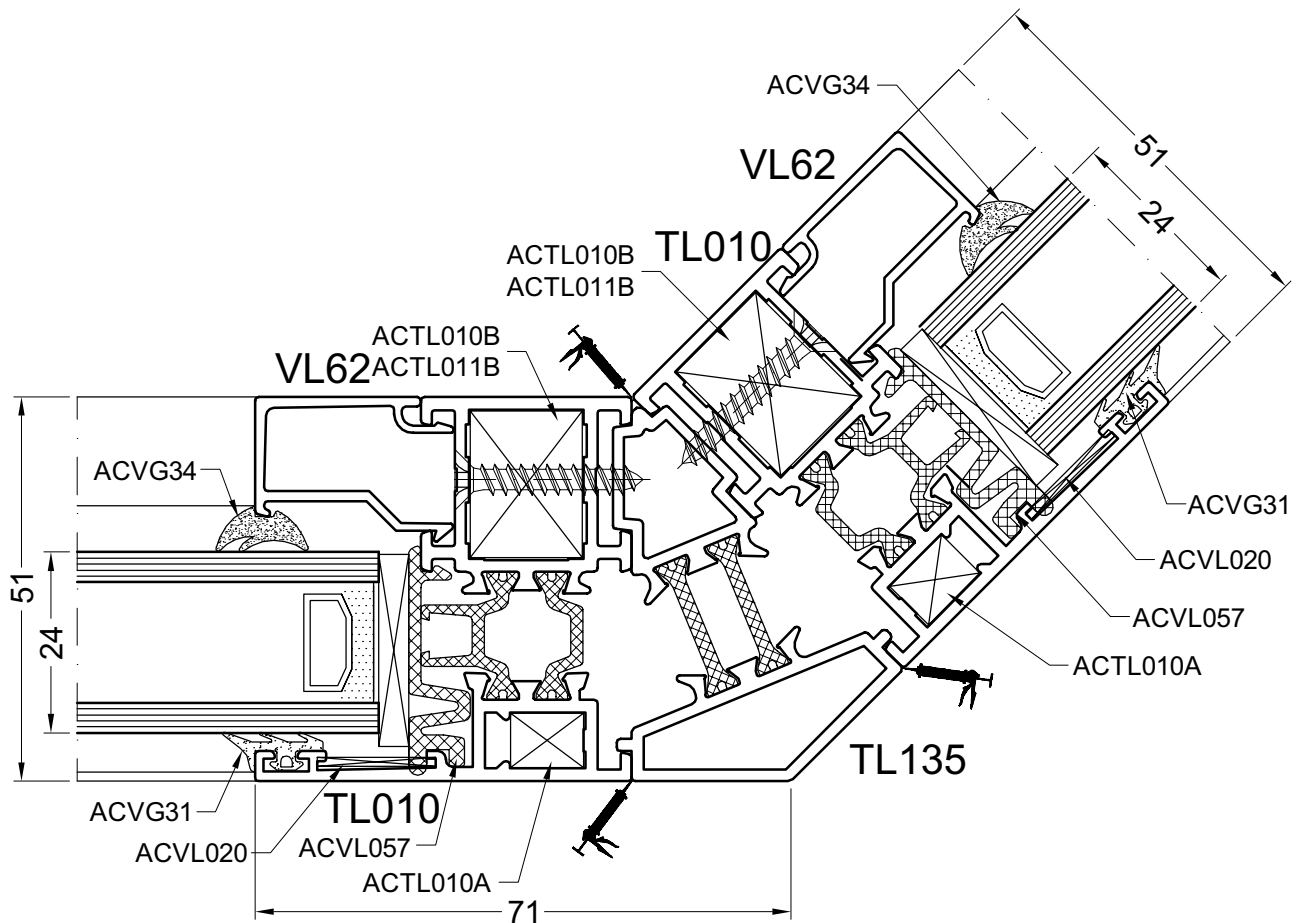
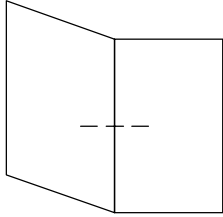
DOORSNEDE - COUPE - SCHNITT - SECTION



door16d

16F

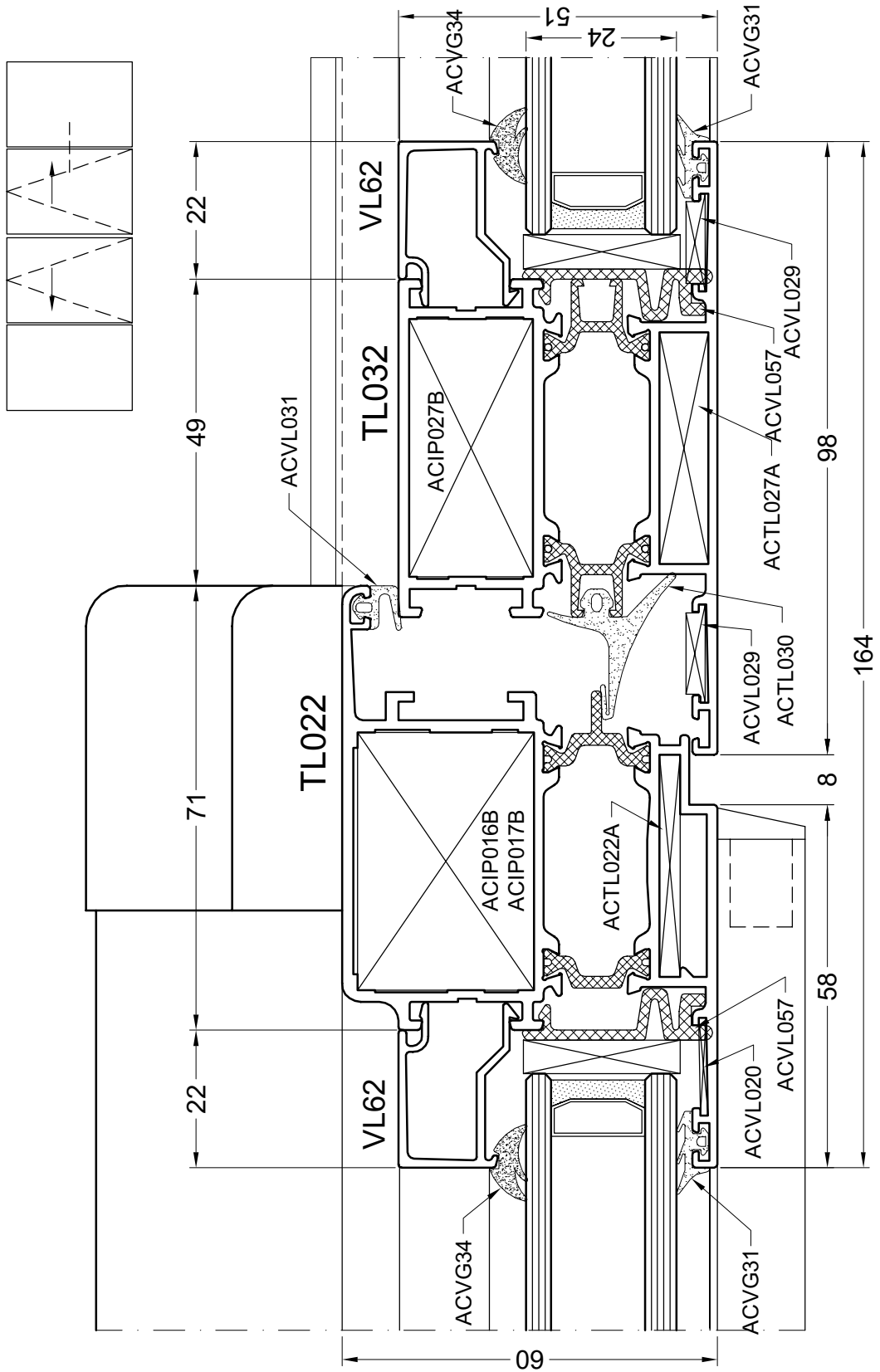
DOORSNEDE - COUPE - SCHNITT - SECTION



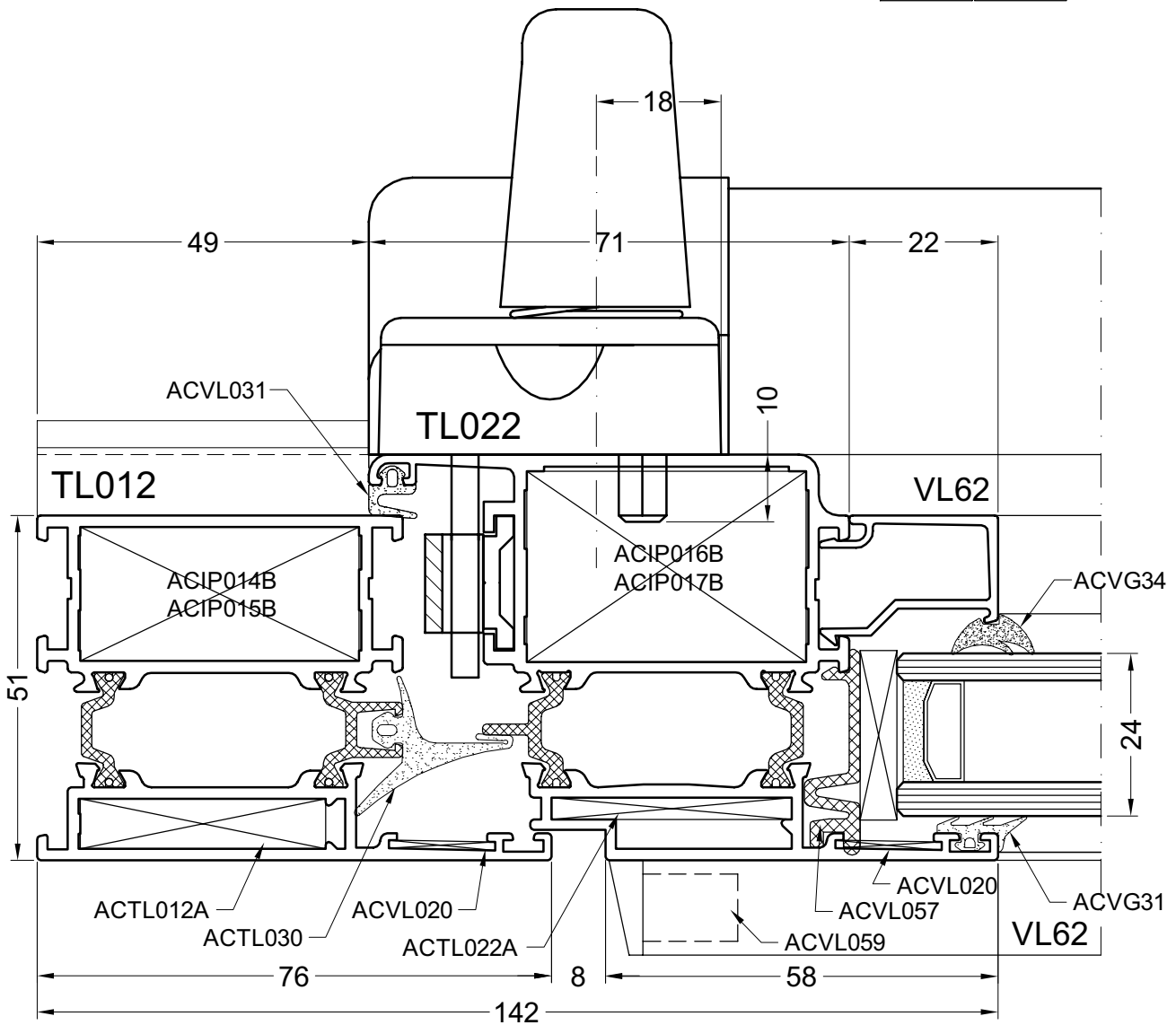
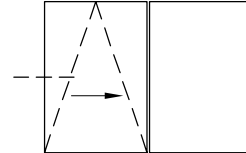
door16e



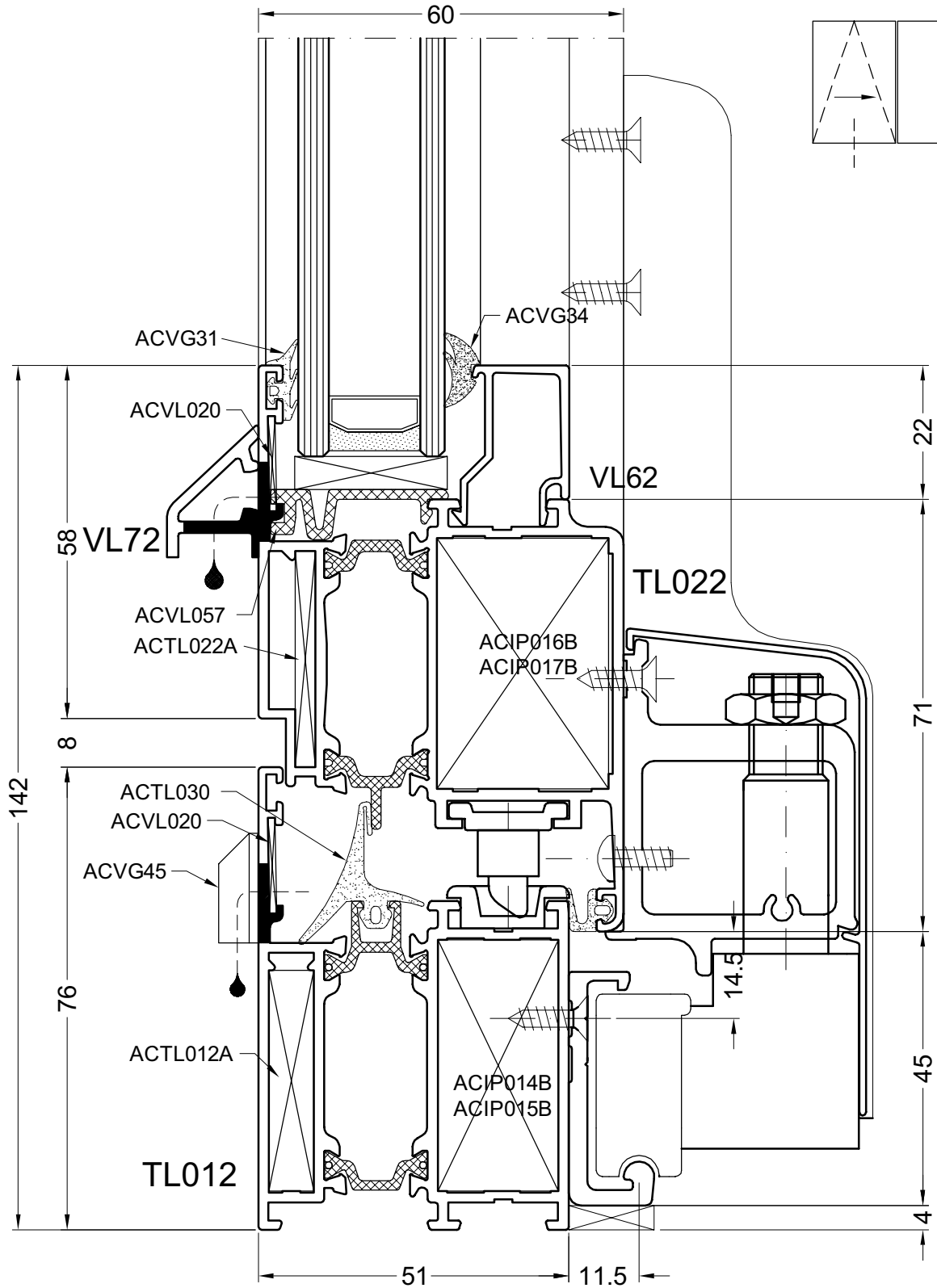




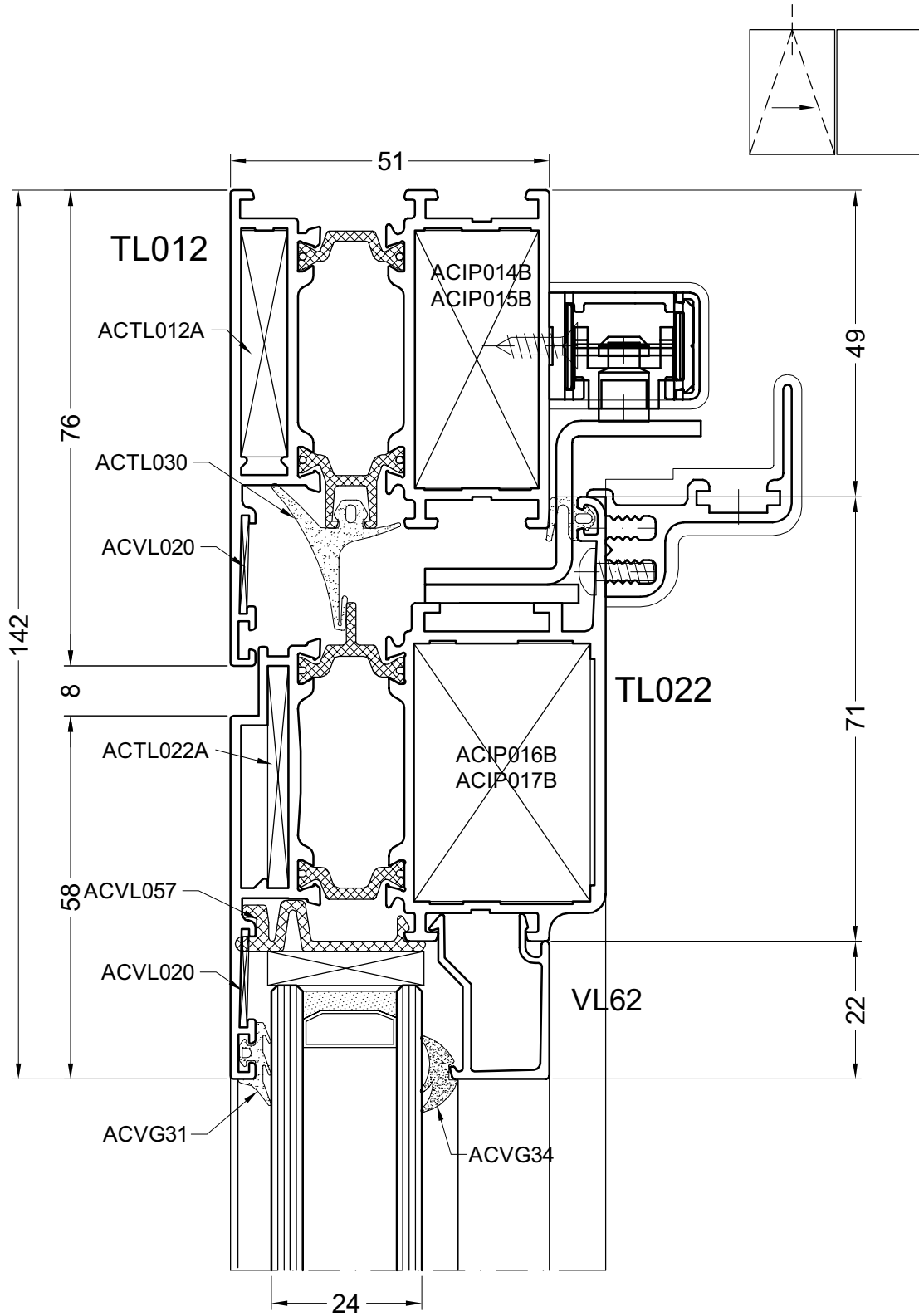
door18



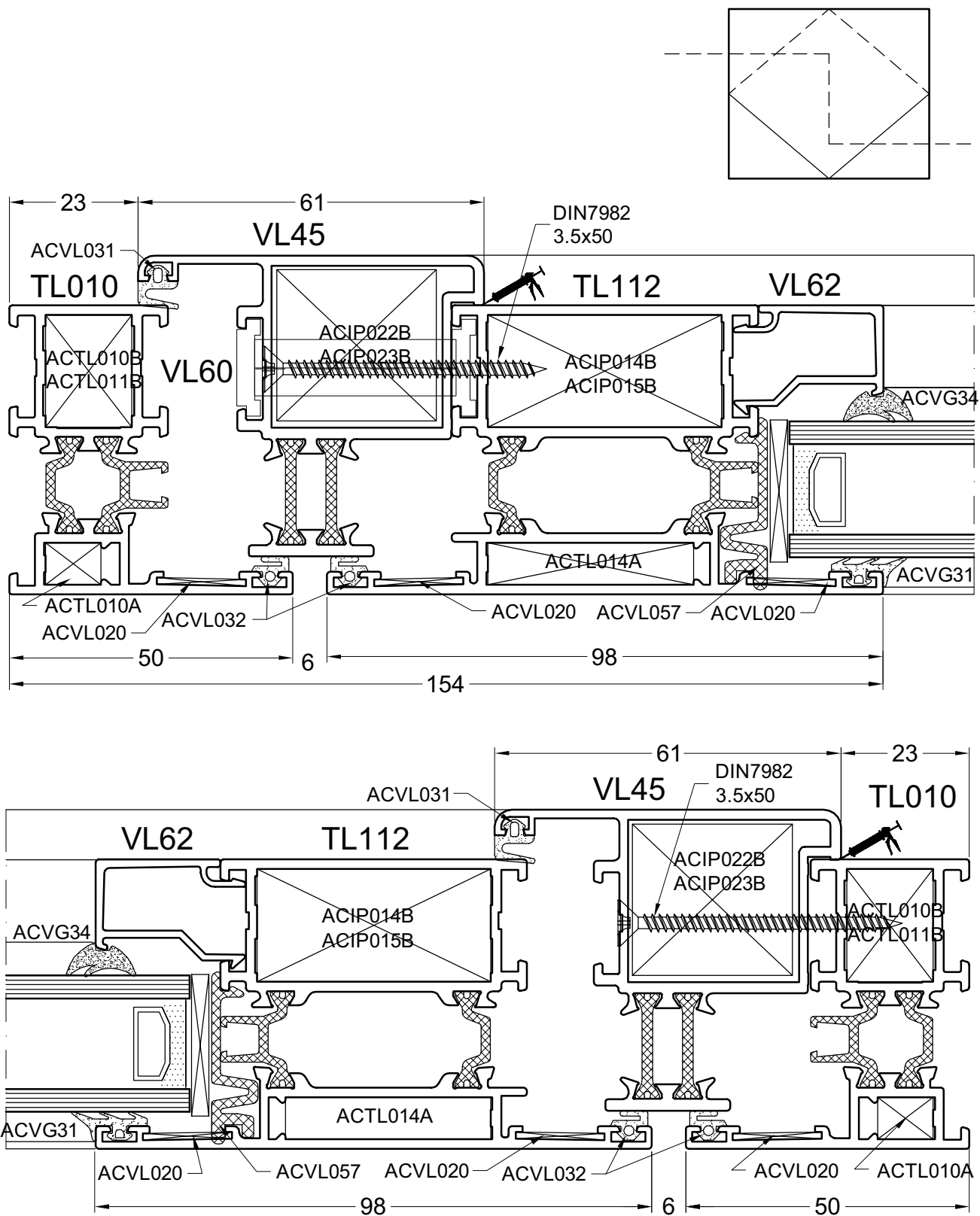
door19



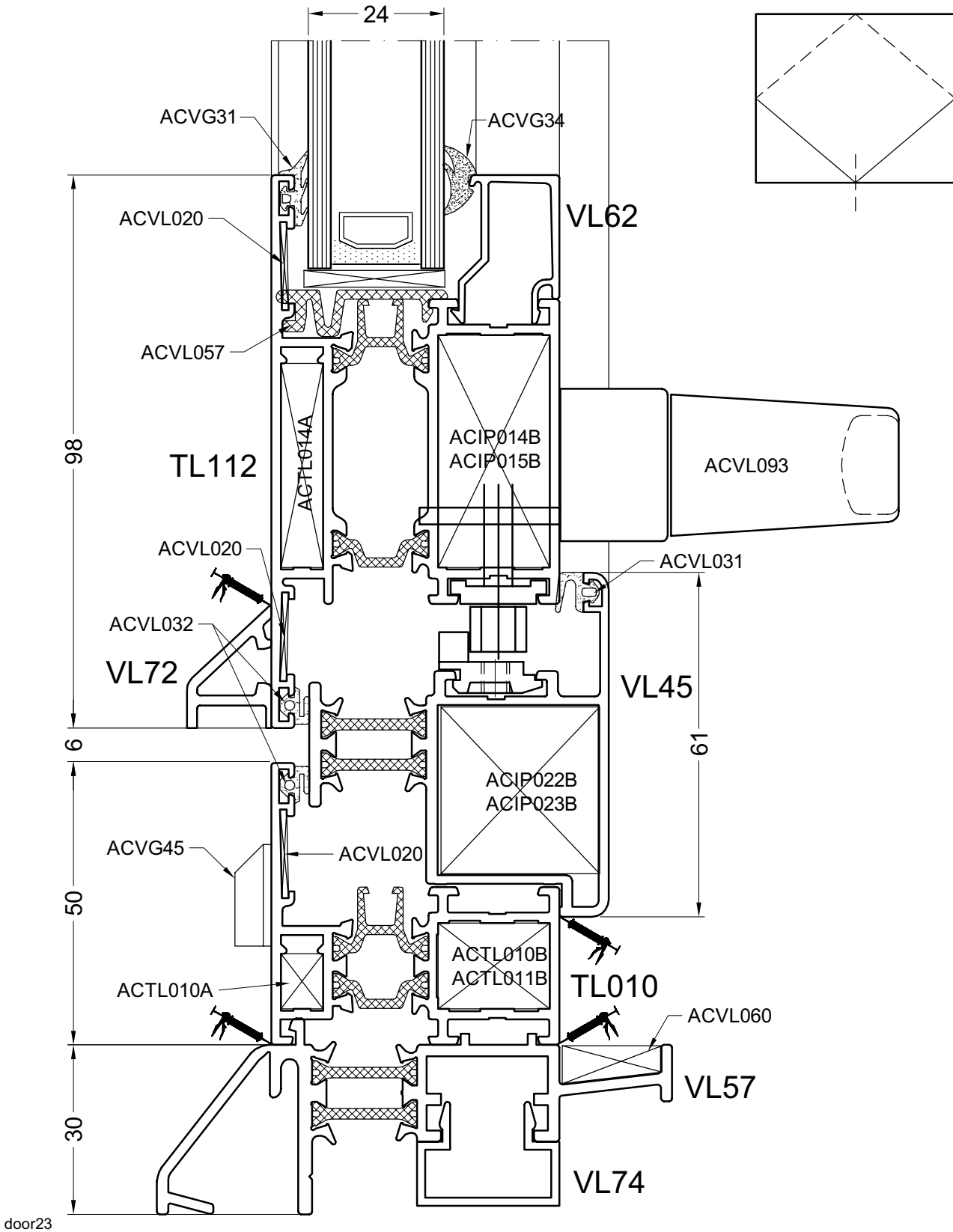
door20



door21



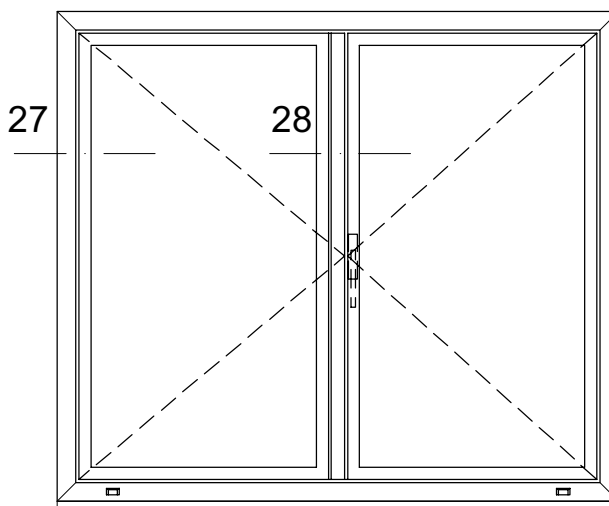
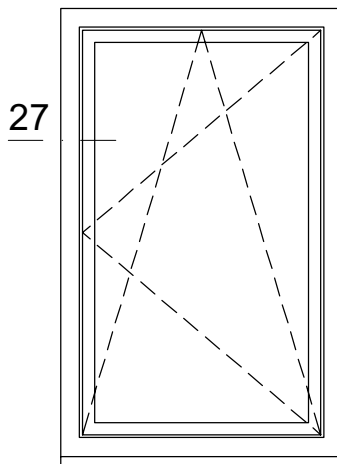
door22



RAMEN VOOR PVC BESLAG  
FENETRES POUR QUINCAILLERIE PVC  
RAHMEN FÜR PVC BESCHLAG  
WINDOW FOR PVC HARDWARE

GEEN BESLAG LEVERBAAR  
PAS DE QUINCAILLERIE LIVRABLE  
KEIN BESCHLAGE LIEFERBAR  
NO HARDWARE AVAILABLE

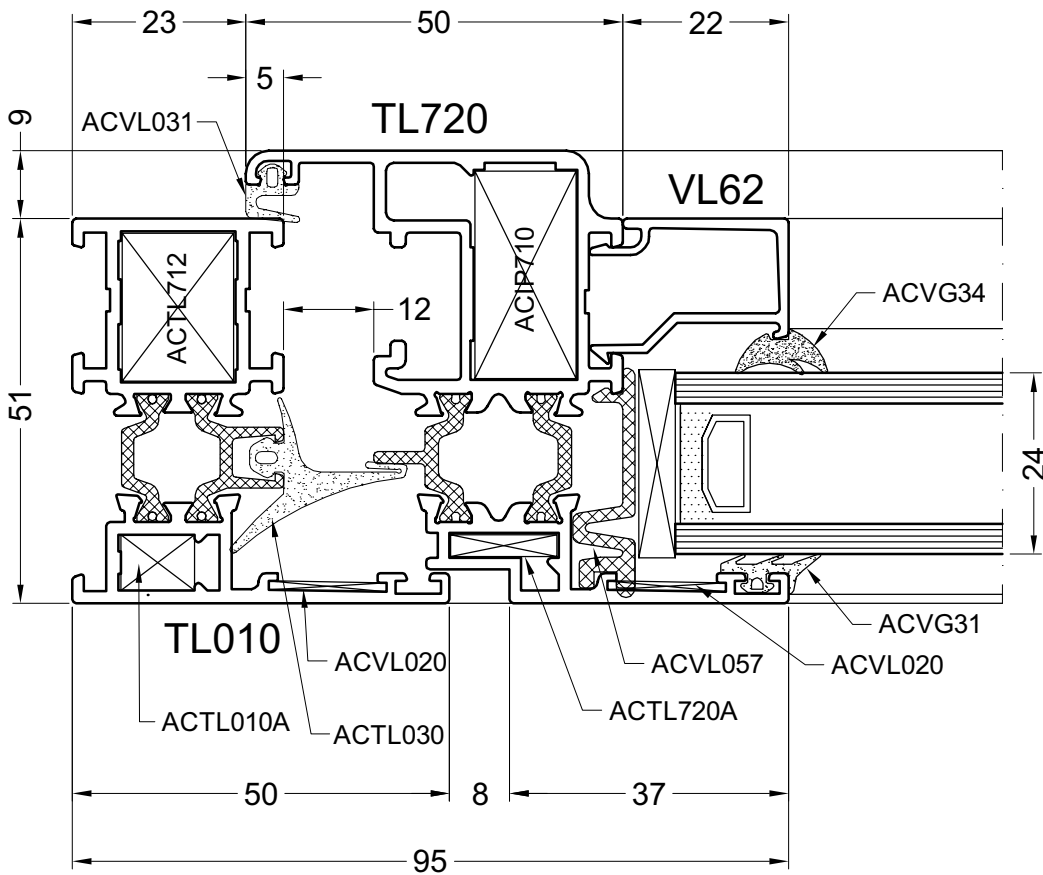
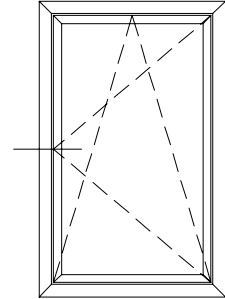
DOORSNEDE - COUPE - SCHNITT - SECTION



# 27A

GEEN BESLAG LEVERBAAR  
PAS DE QUINCAILLERIE LIVRABLE  
KEIN BESCHLAGE LIEFERBAR  
NO HARDWARE AVAILABLE

DOORSNEDE - COUPE - SCHNITT - SECTION



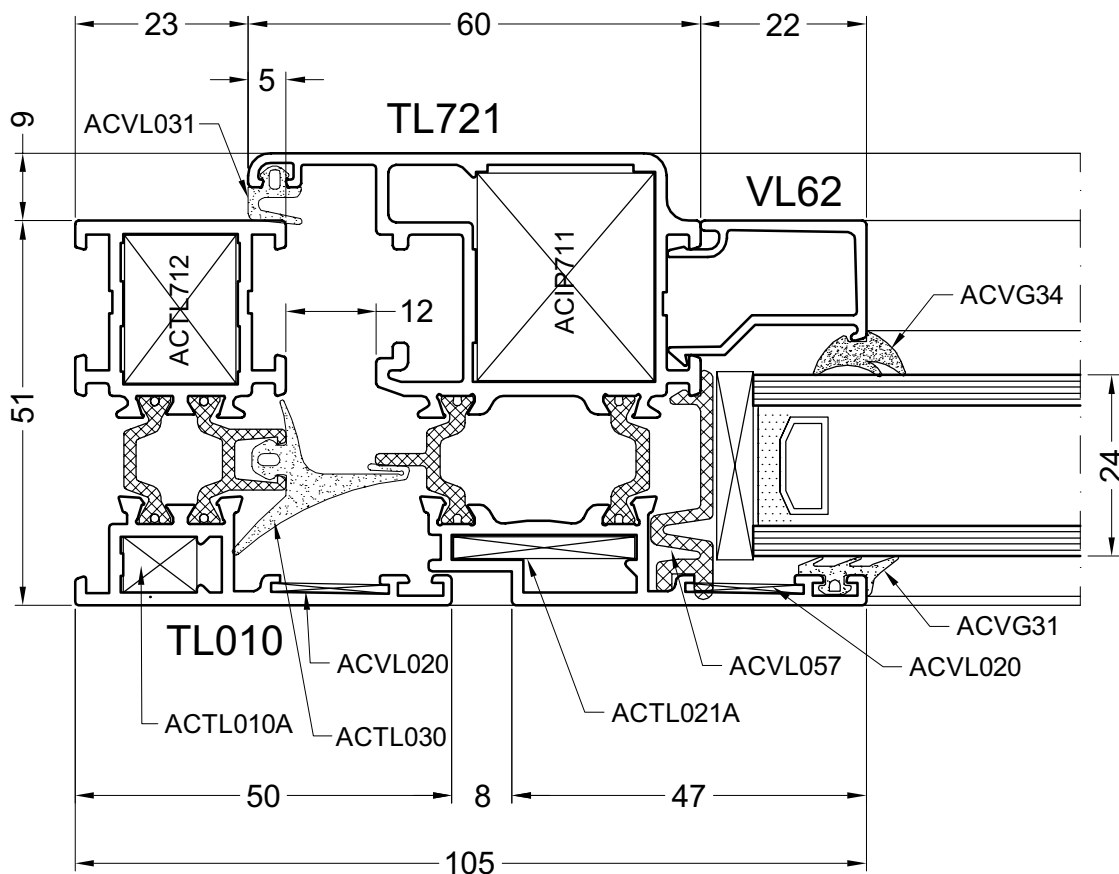
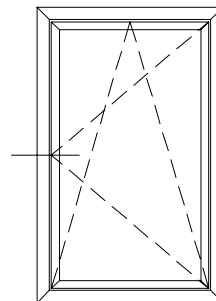
door1d



27B

GEEN BESLAG LEVERBAAR  
PAS DE QUINCAILLERIE LIVRABLE  
KEIN BESCHLAGE LIEFERBAR  
NO HARDWARE AVAILABLE

DOORSNEDE - COUPE - SCHNITT - SECTION

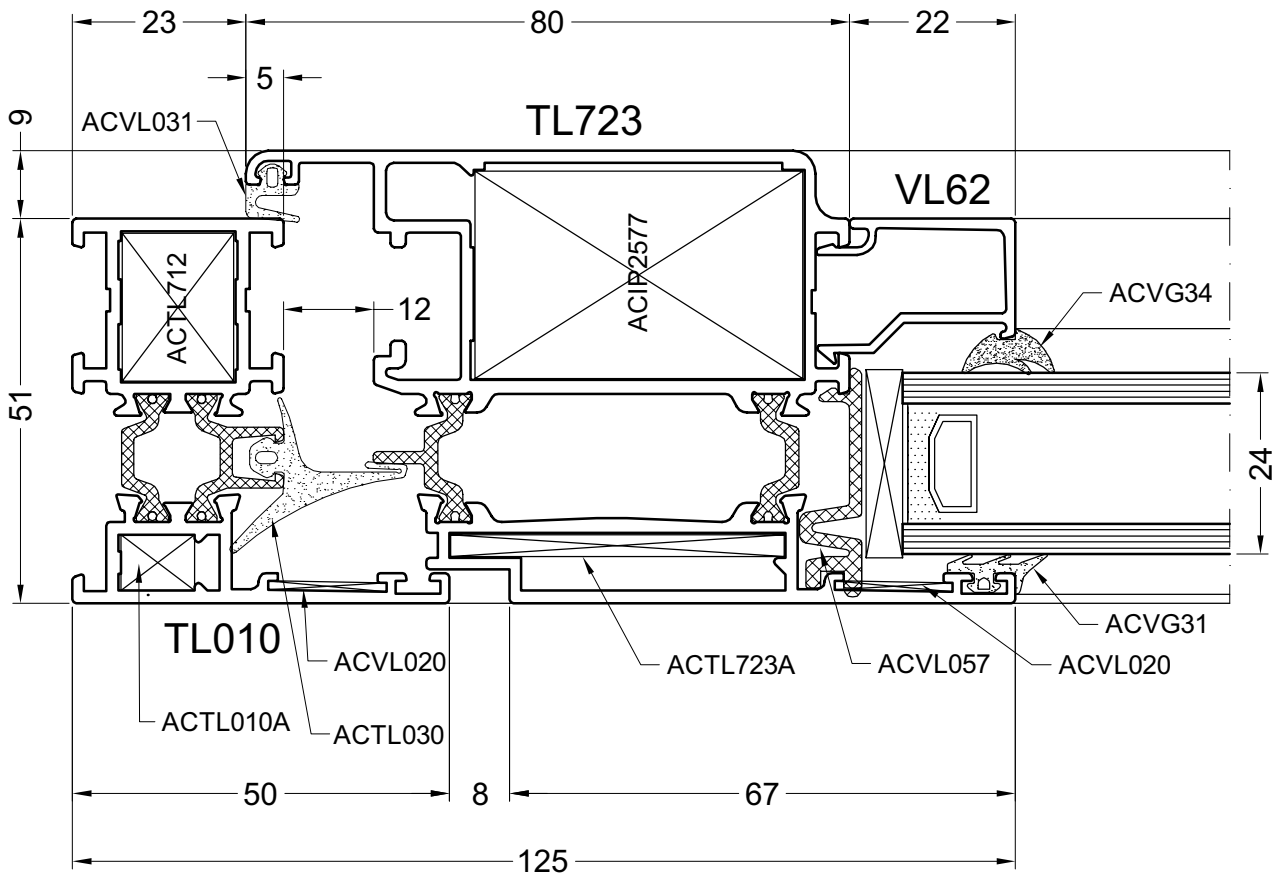
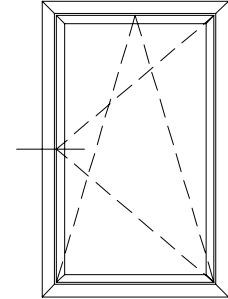


door1e

# 27C

GEEN BESLAG LEVERBAAR  
PAS DE QUINCAILLERIE LIVRABLE  
KEIN BESCHLAGE LIEFERBAR  
NO HARDWARE AVAILABLE

DOORSNEDE - COUPE - SCHNITT - SECTION

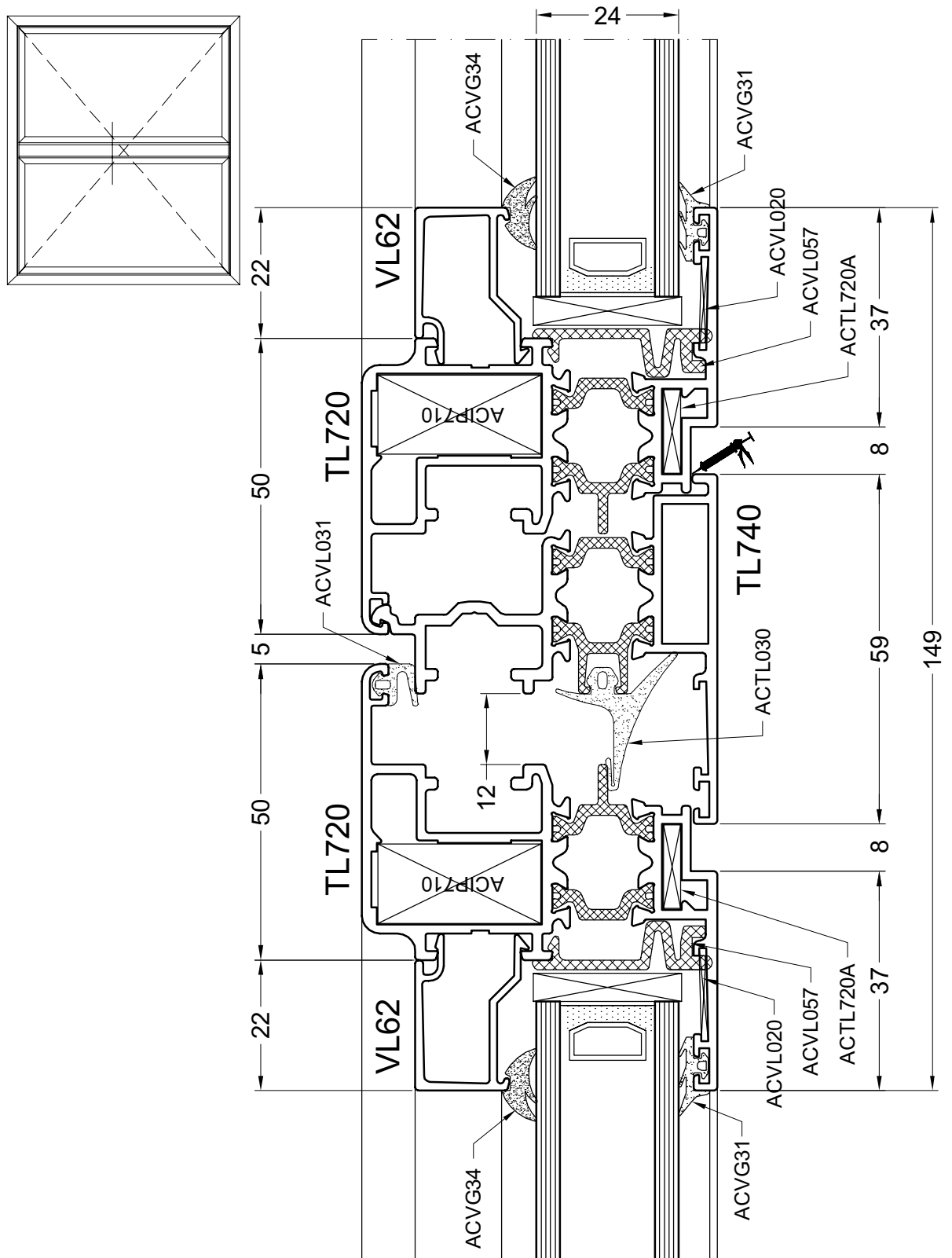


door1f

28

GEEN BESLAG LEVERBAAR  
PAS DE QUINCAILLERIE LIVRABLE  
KEIN BESCHLAGE LIEFERBAR  
NO HARDWARE AVAILABLE

DOORSNEDE - COUPE - SCHNITT - SECTION

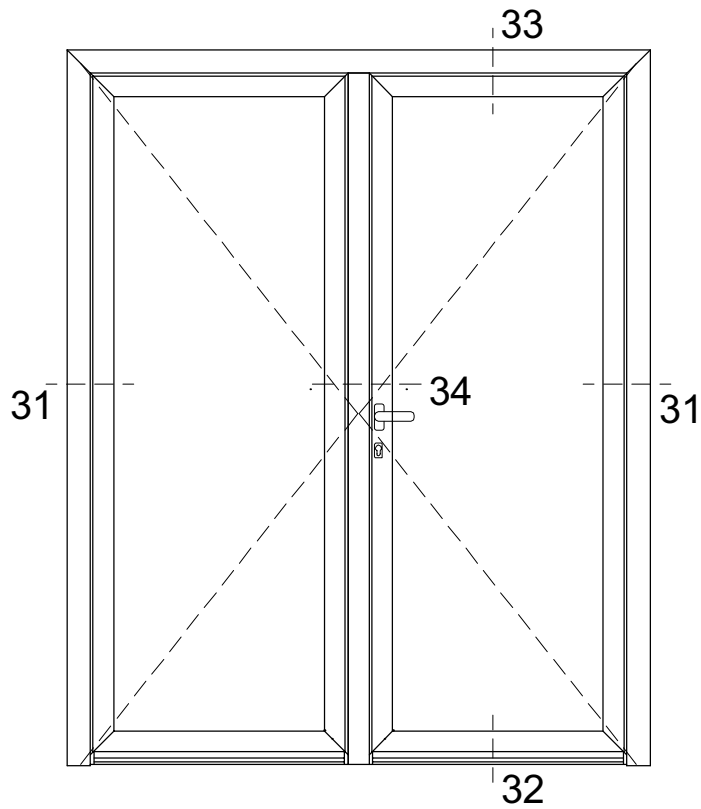
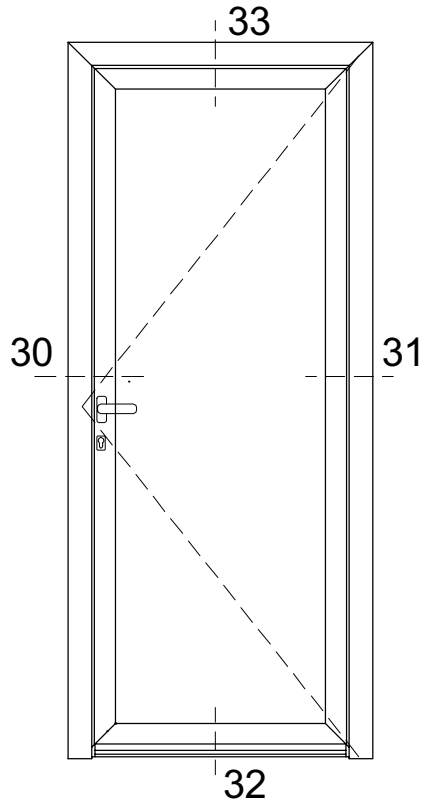


door2c



DEUREN MET TL023  
PORTES AVEC TL023  
TUREN MIT TL023  
DOORS WITH TL023

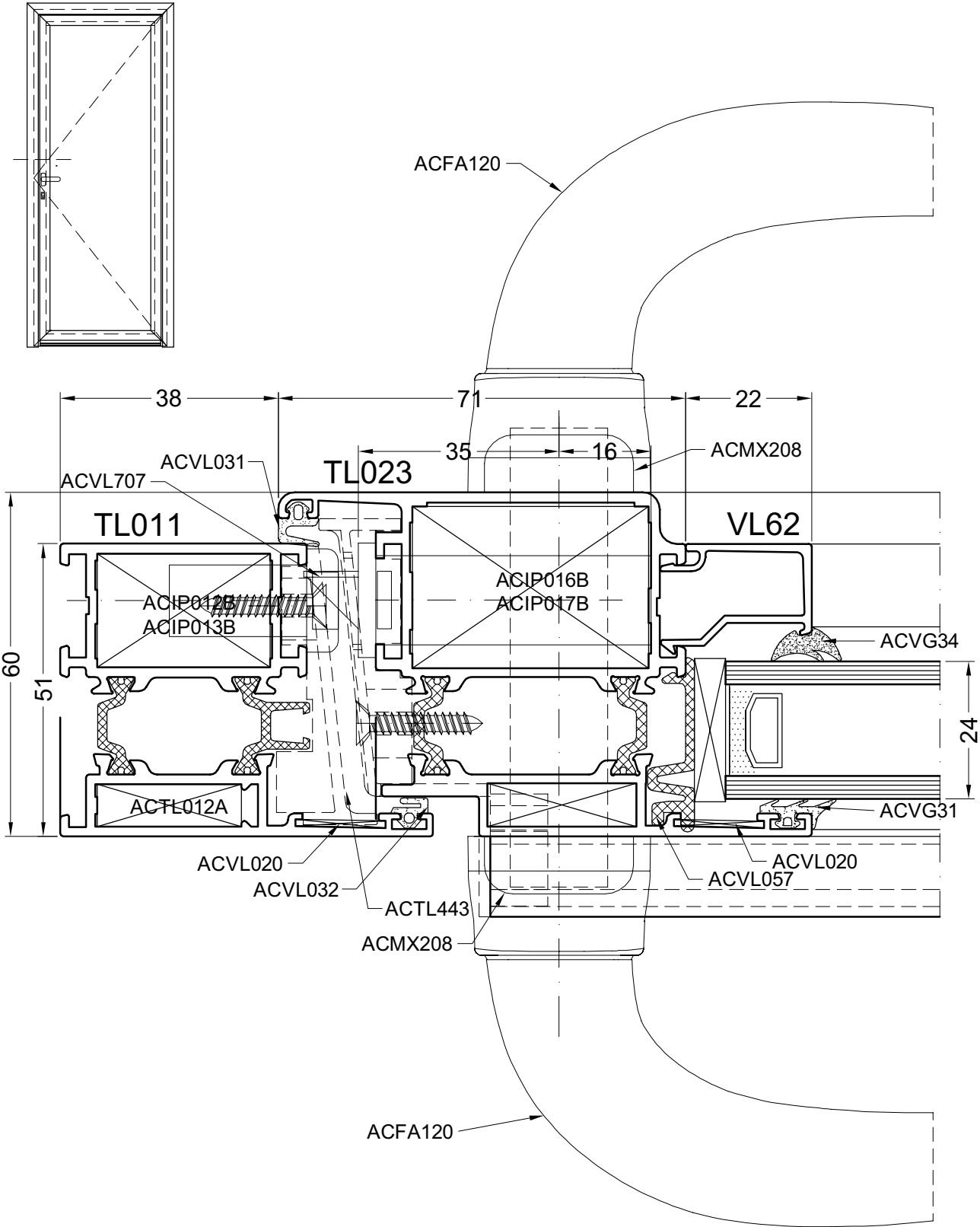
DOORSNEDE - COUPE - SCHNITT - SECTION



deurTYP

**30**

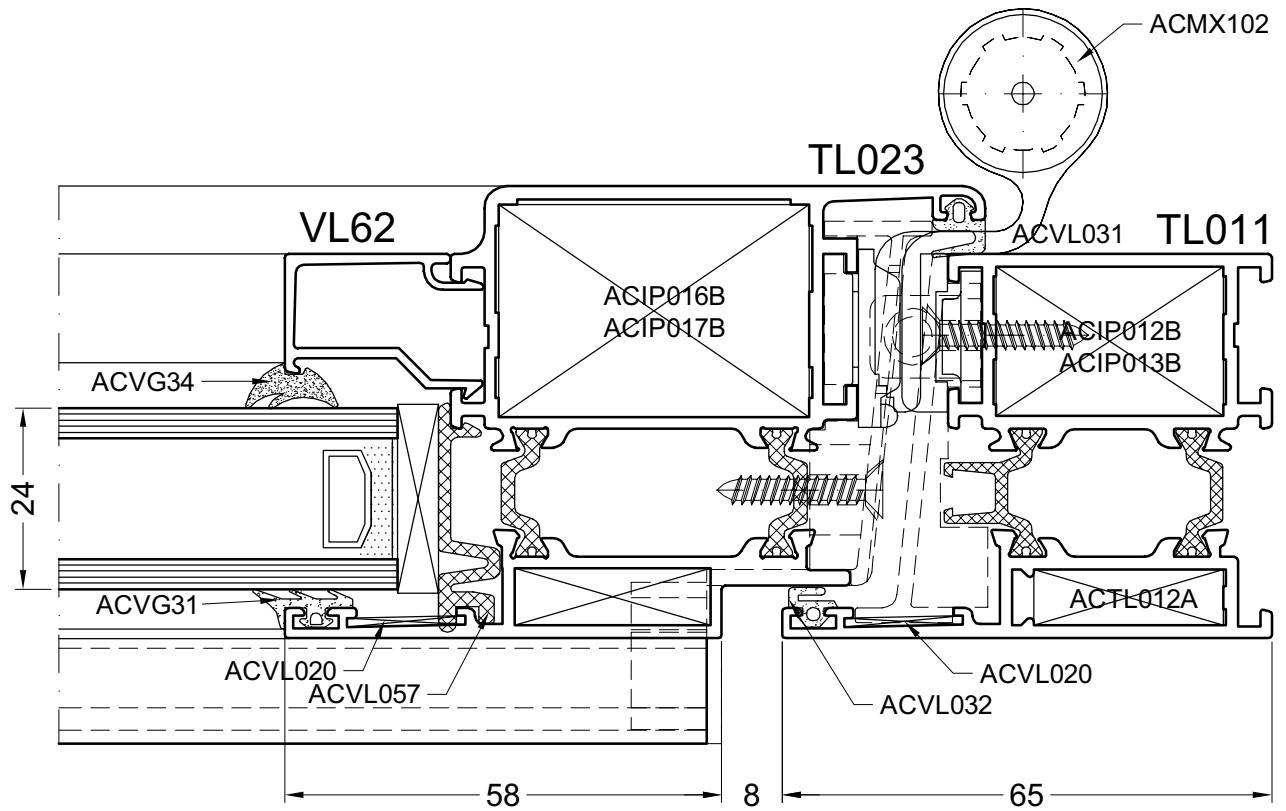
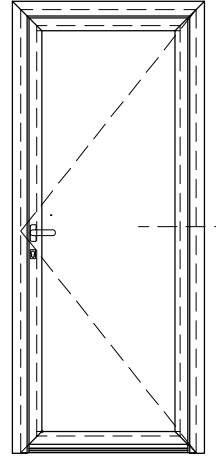
DOORSNEDE - COUPE - SCHNITT - SECTION



door30

31

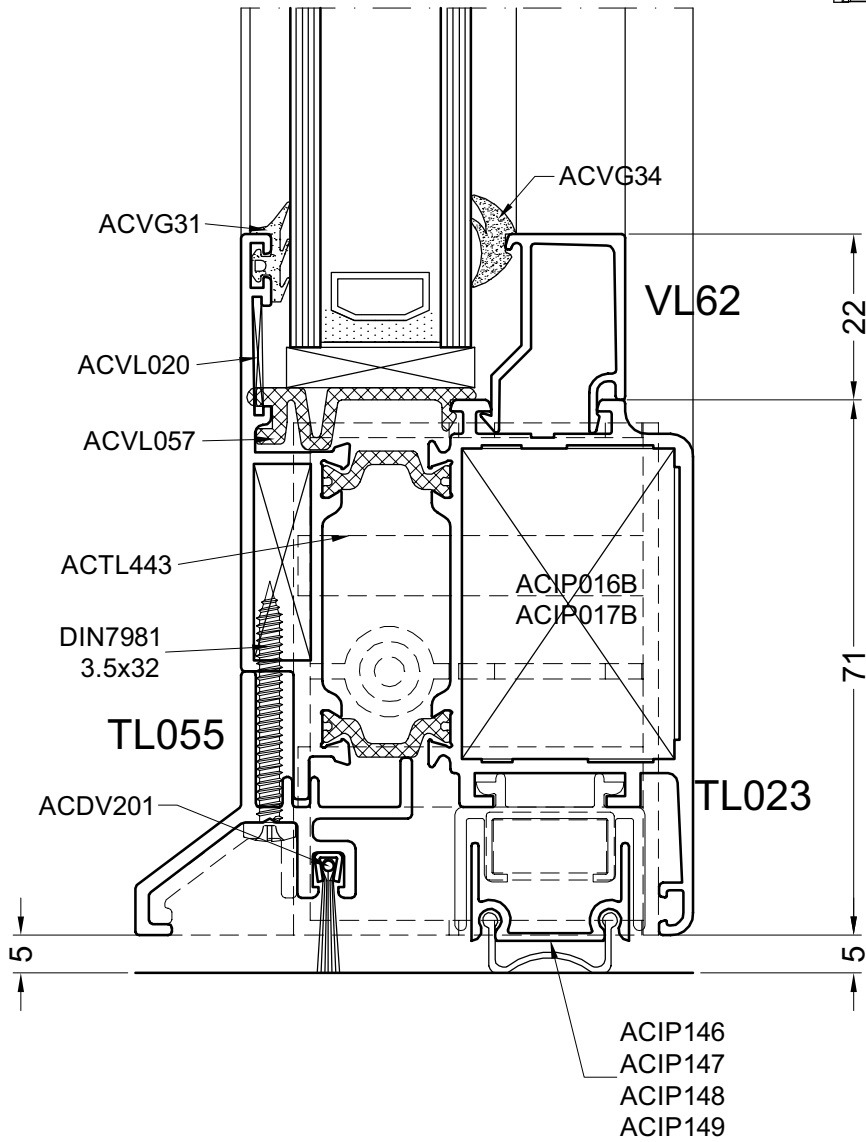
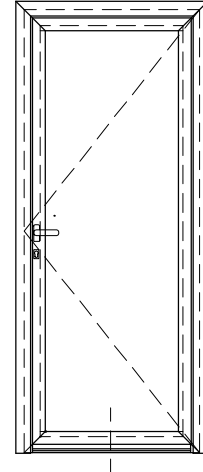
DOORSNEDE - COUPE - SCHNITT - SECTION



door31

# 32A

DOORSNEDE - COUPE - SCHNITT - SECTION

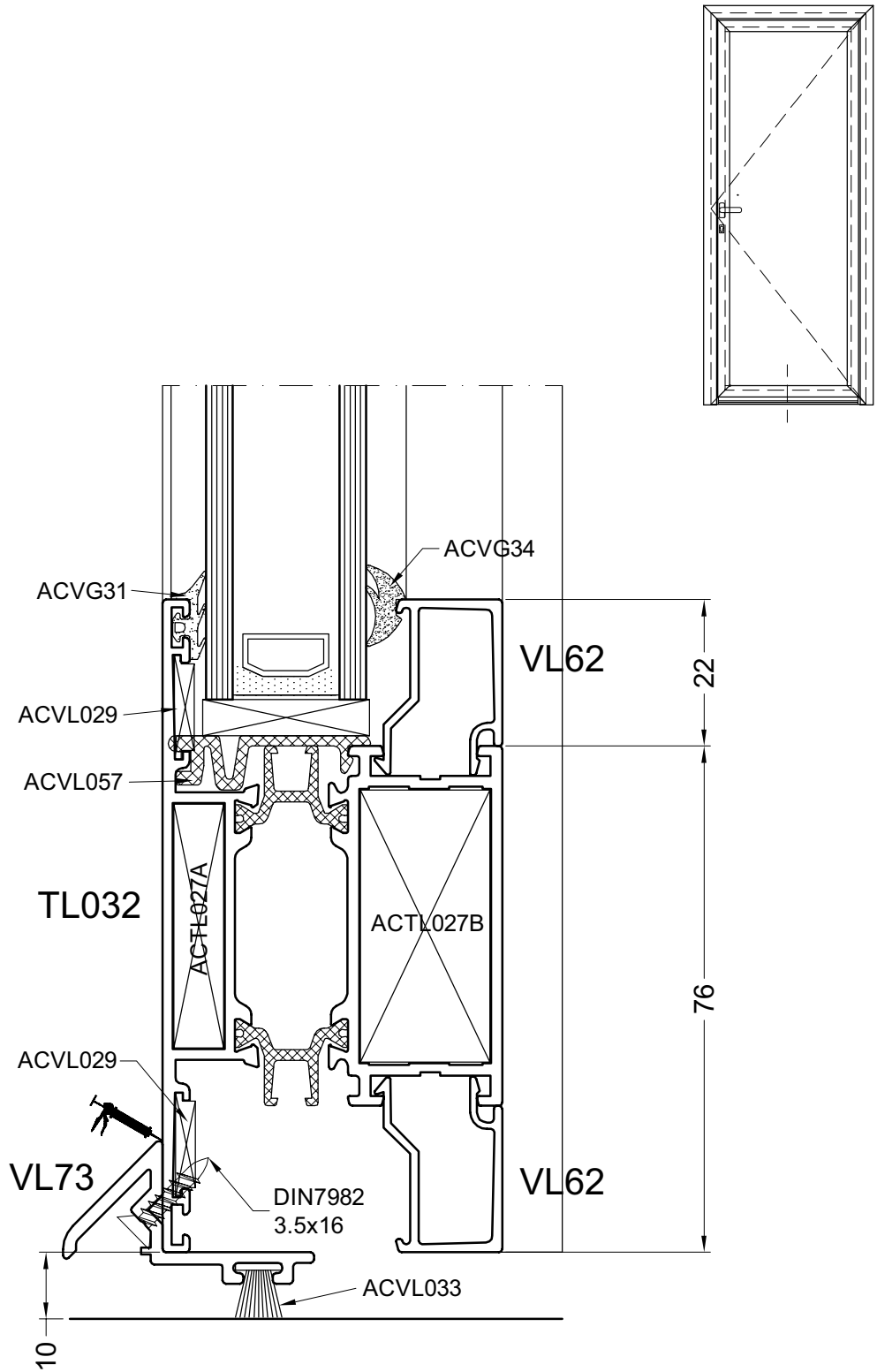


door32

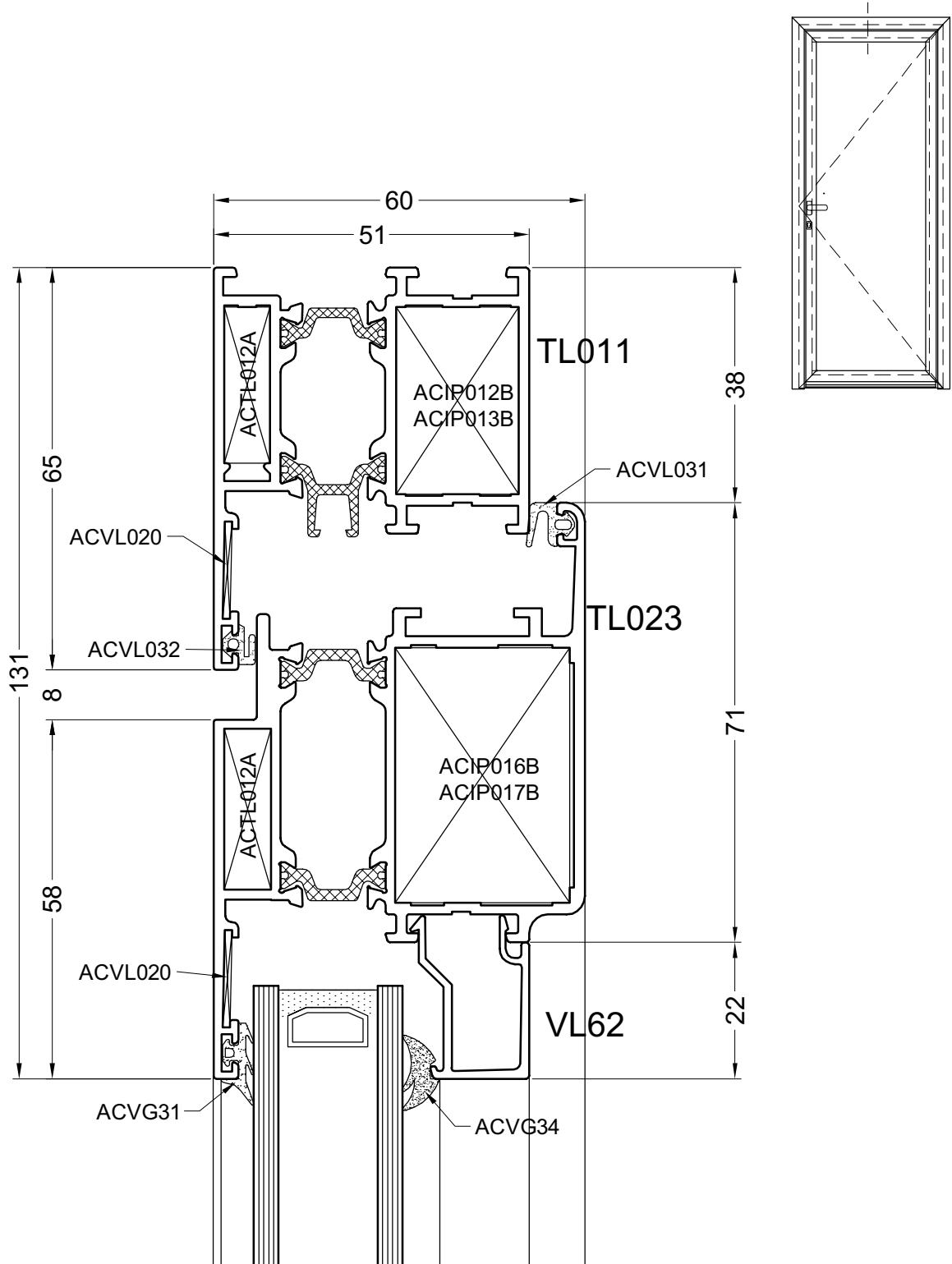


32B

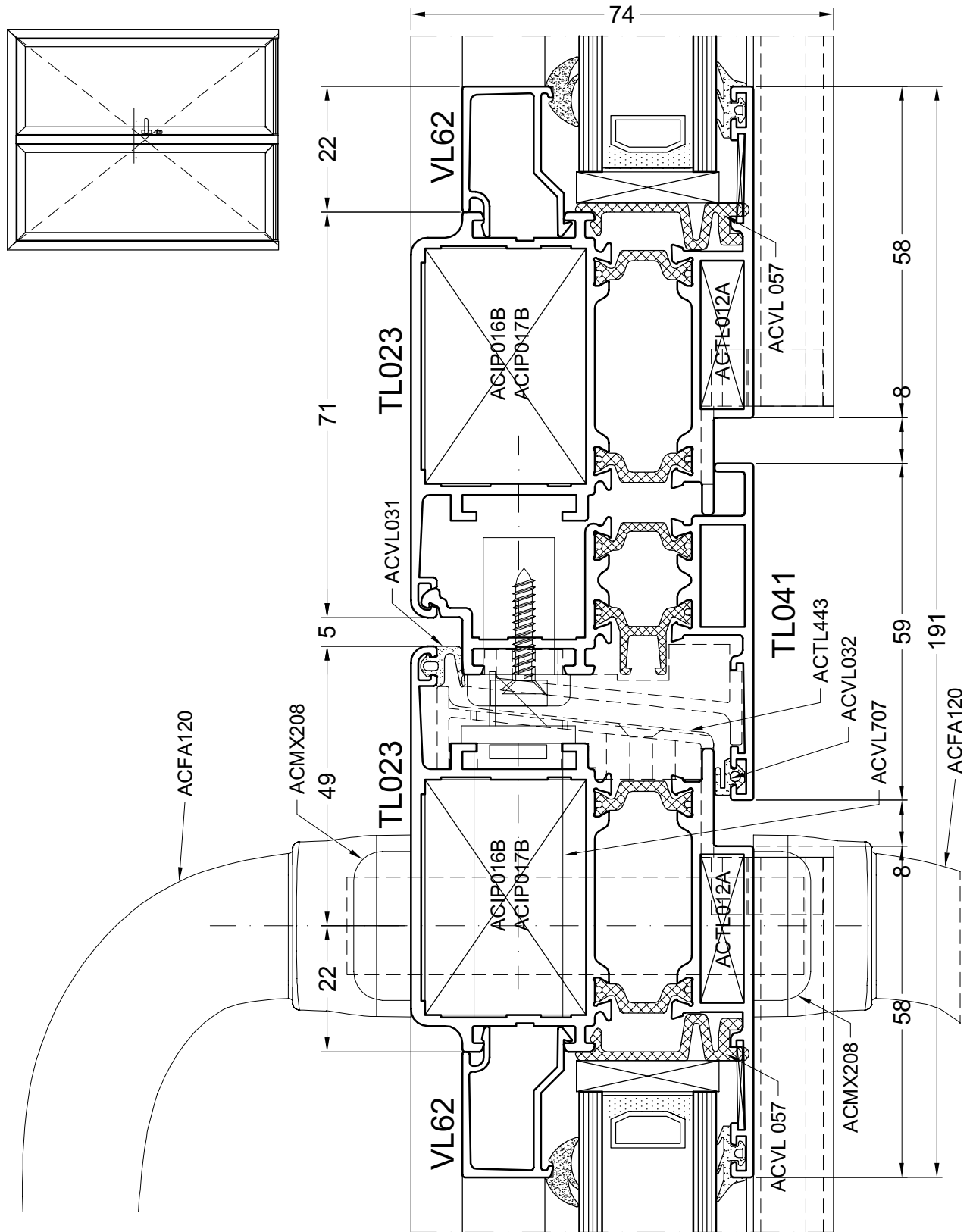
DOORSNEDE - COUPE - SCHNITT - SECTION



door32b

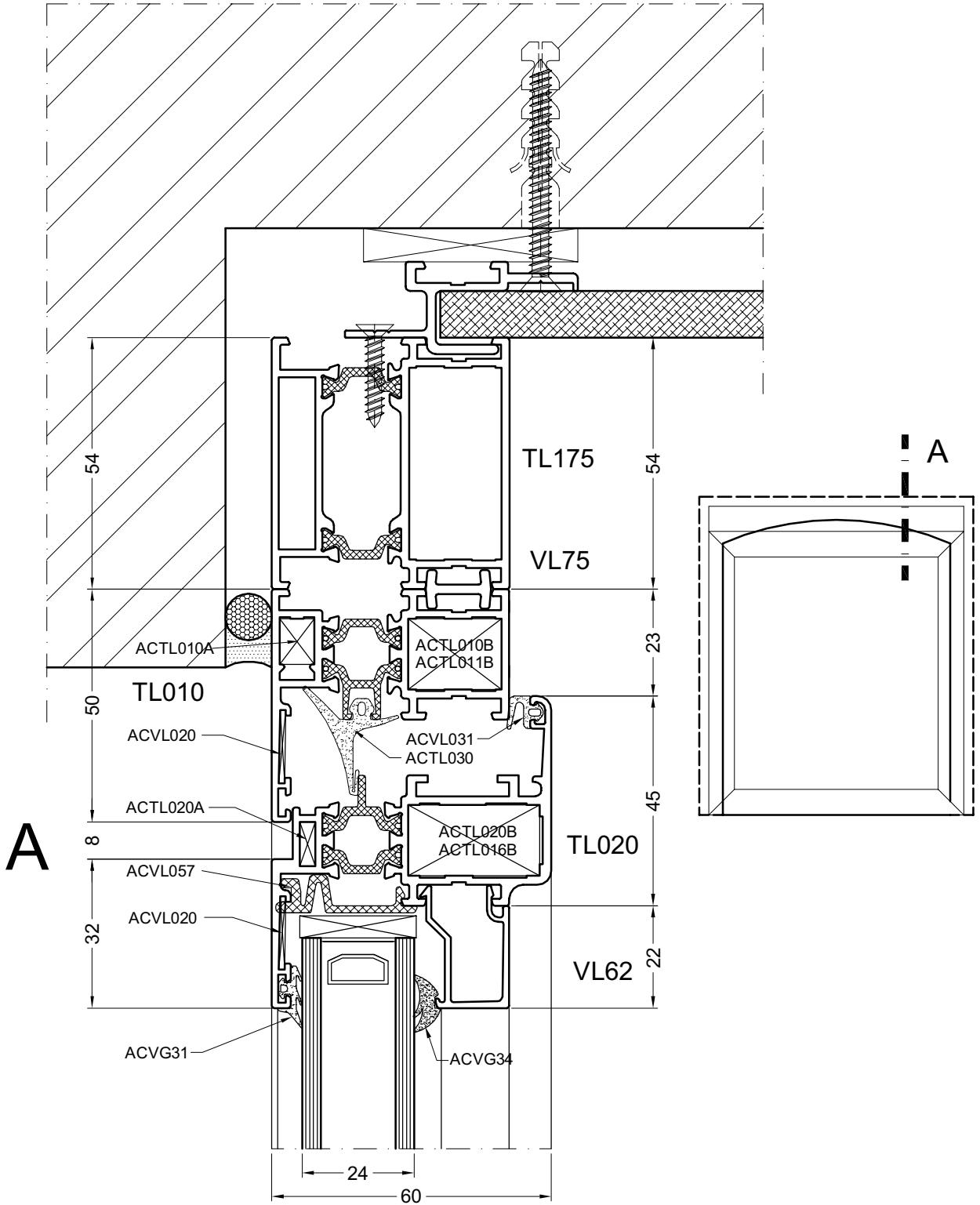


door33



door44

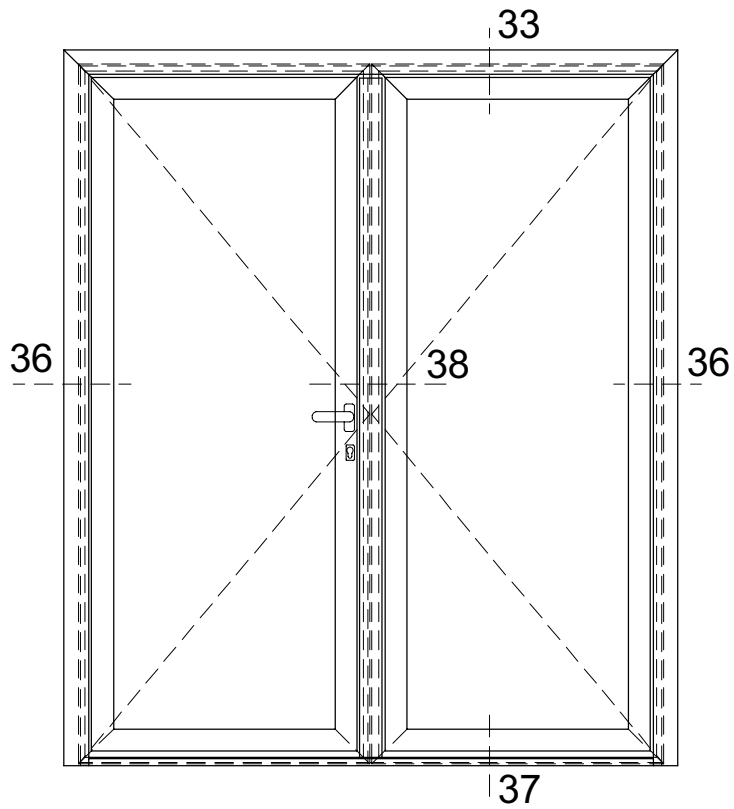
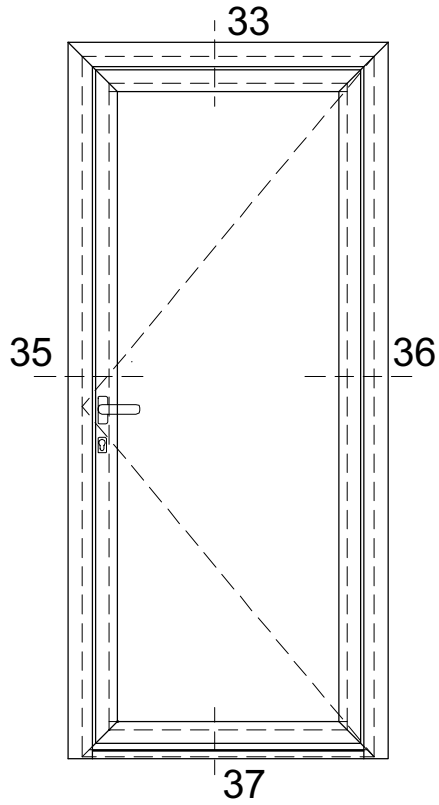
DOORSNEDE - COUPE - SCHNITT - SECTION



opzetprof

DEUREN MET TL023 EN DREMPEL  
PORTES AVEC TL023 ET SEUIL  
TUREN MIT TL023 UND SCHWELLE  
DOORS WITH TL023 AND THRESHOLD

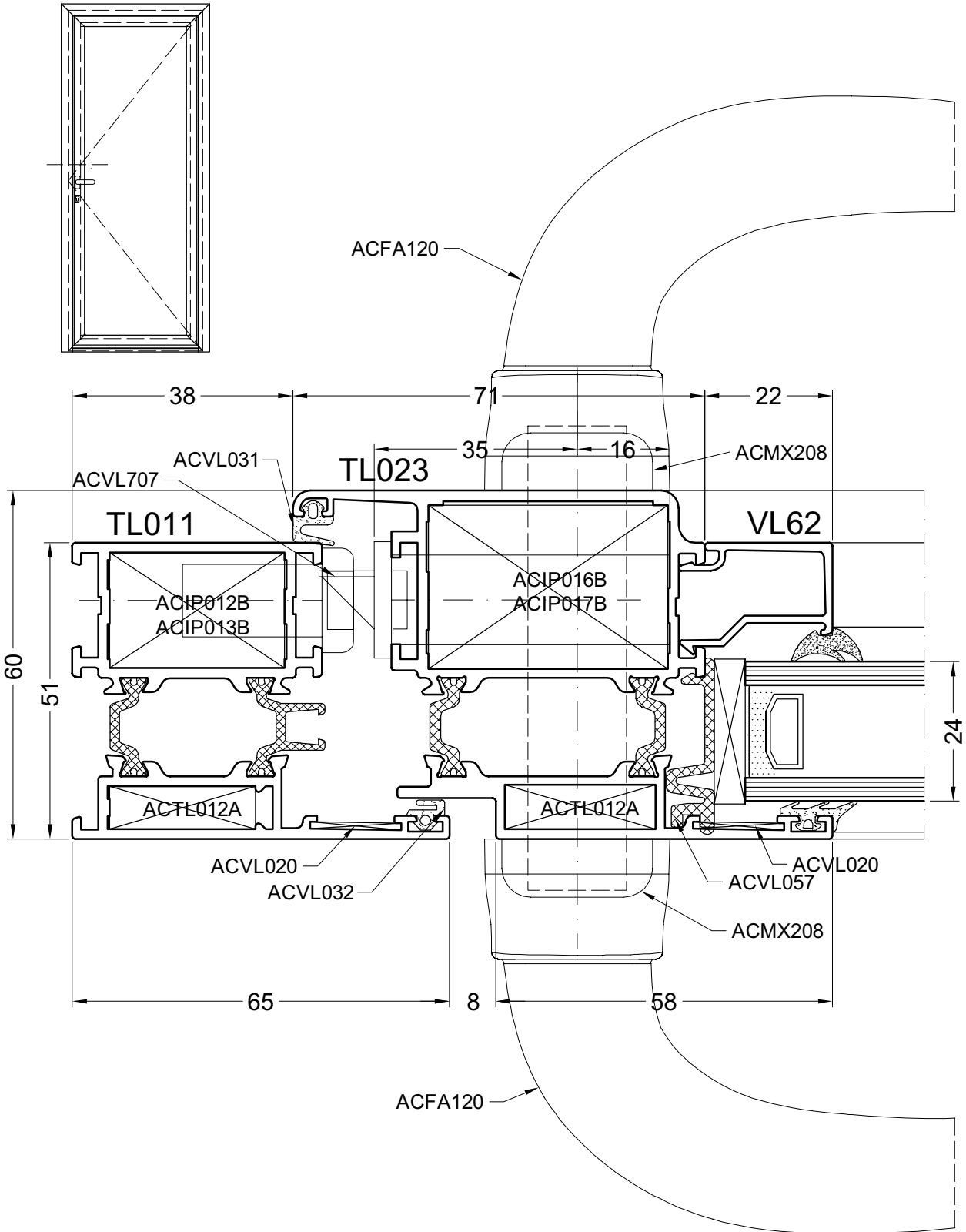
DOORSNEDE - COUPE - SCHNITT - SECTION



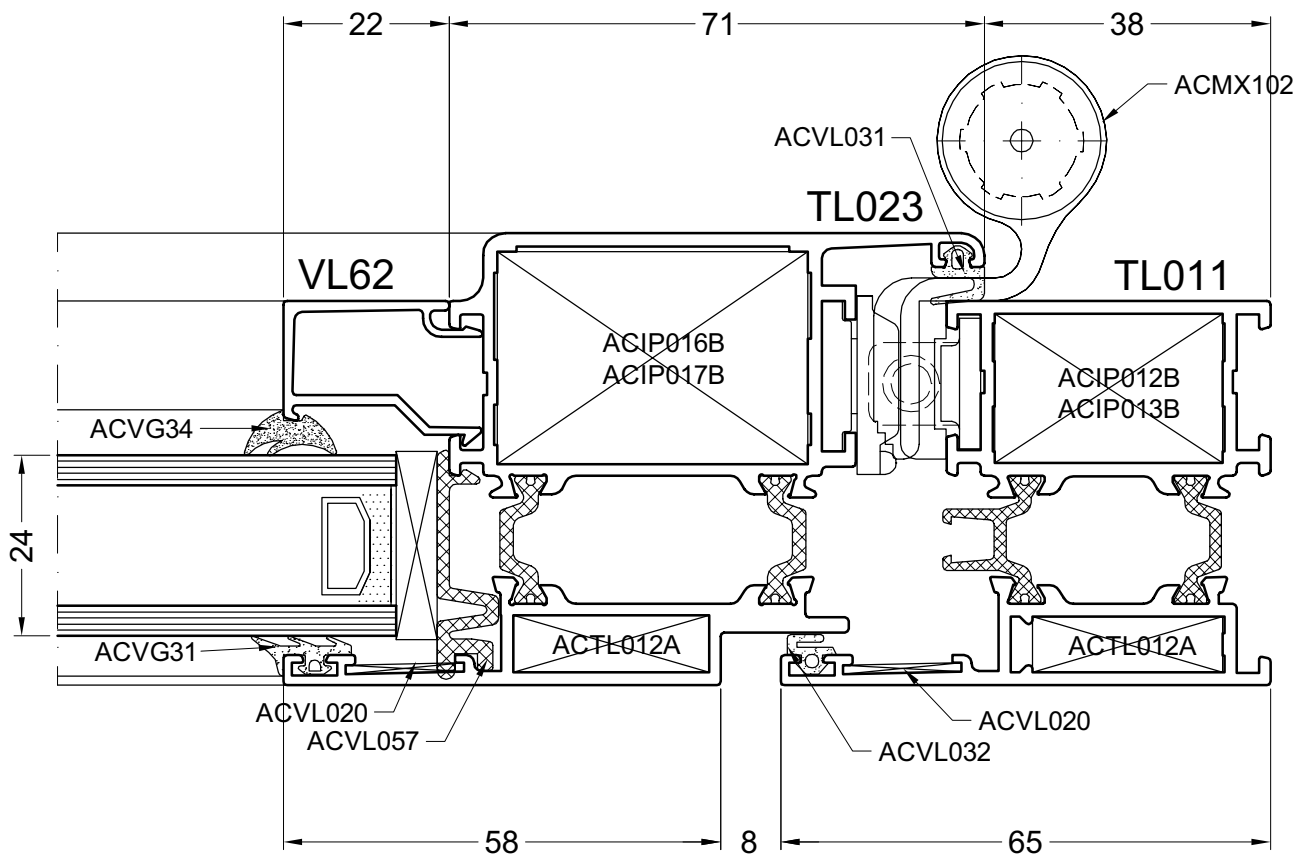
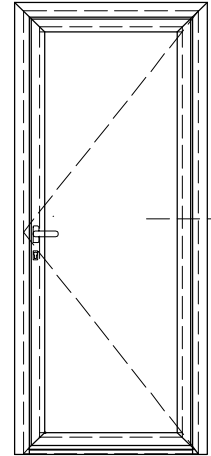
deurTYPa

35

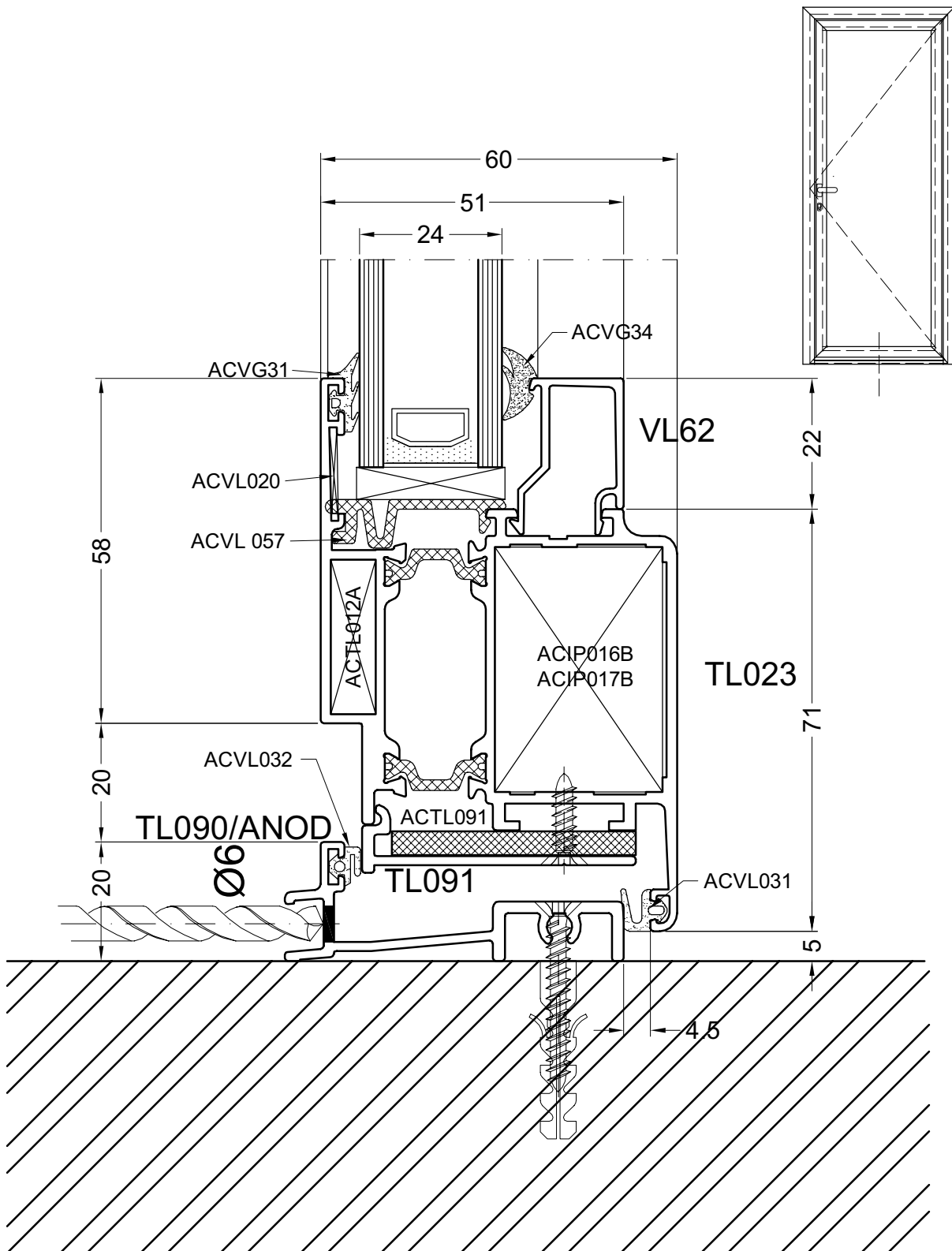
DOORSNEDE - COUPE - SCHNITT - SECTION



door35

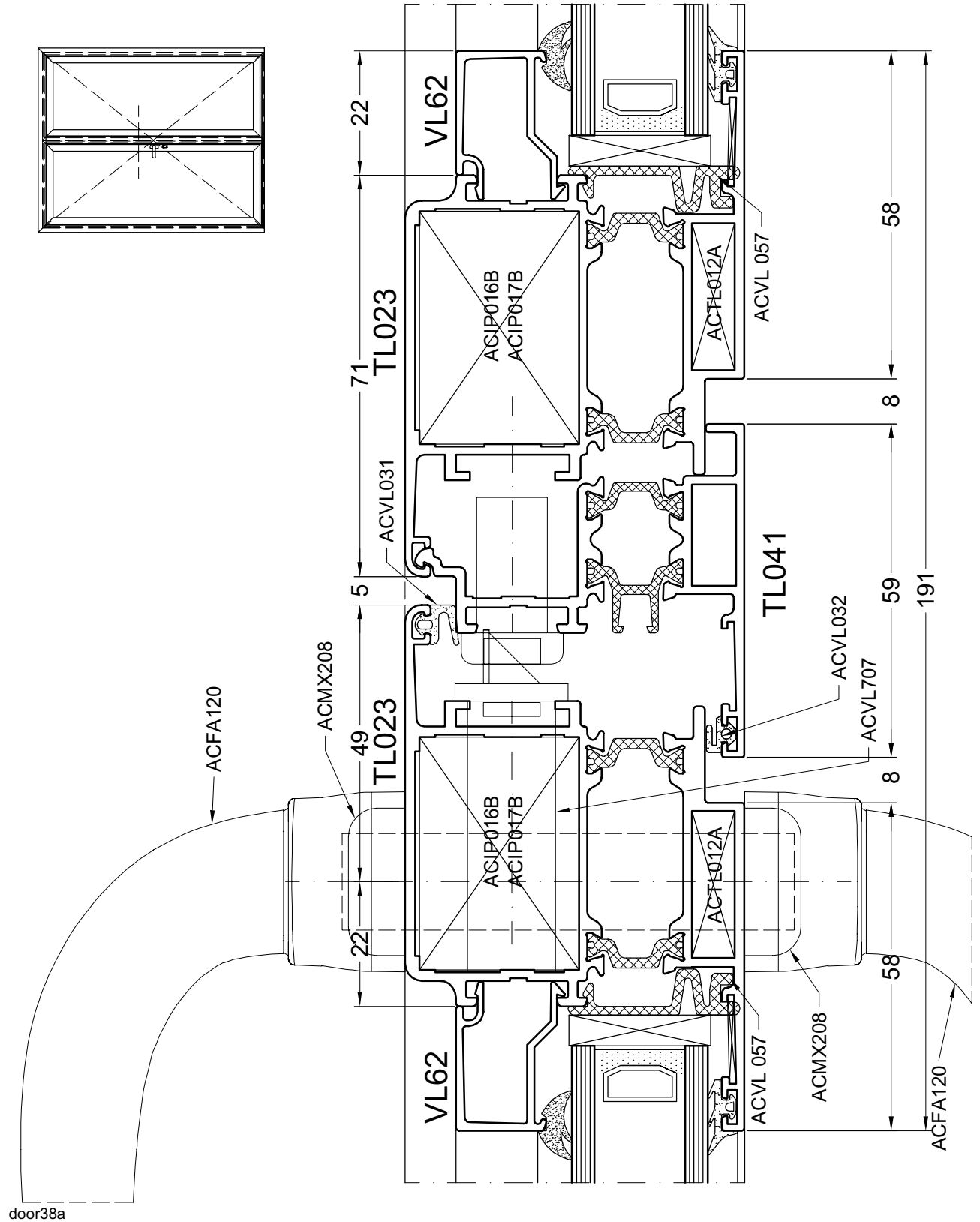


door36a



door37



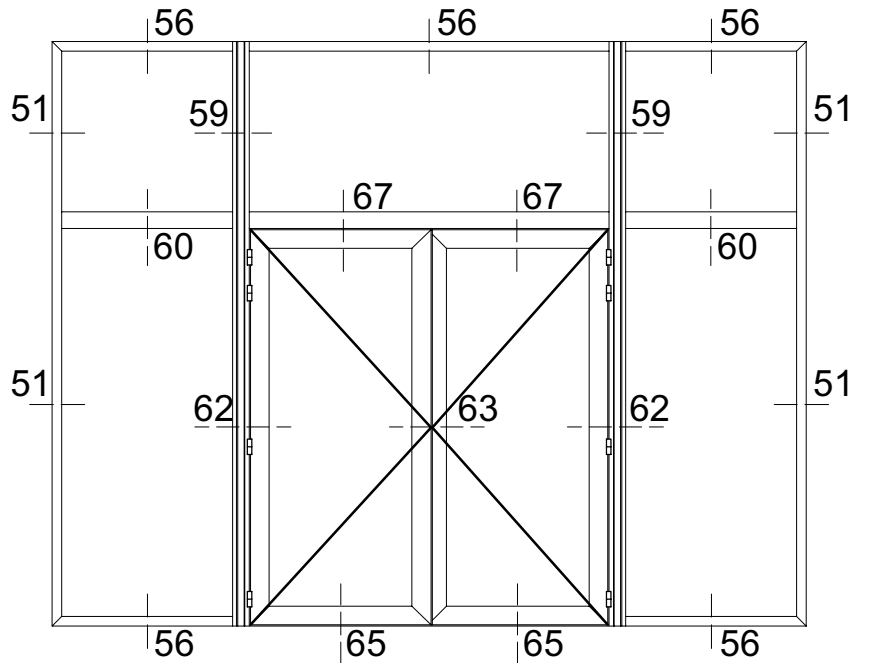
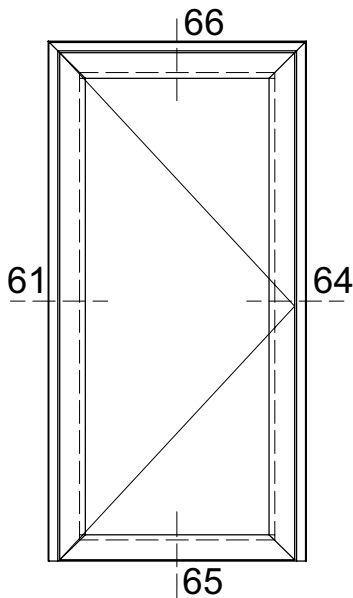
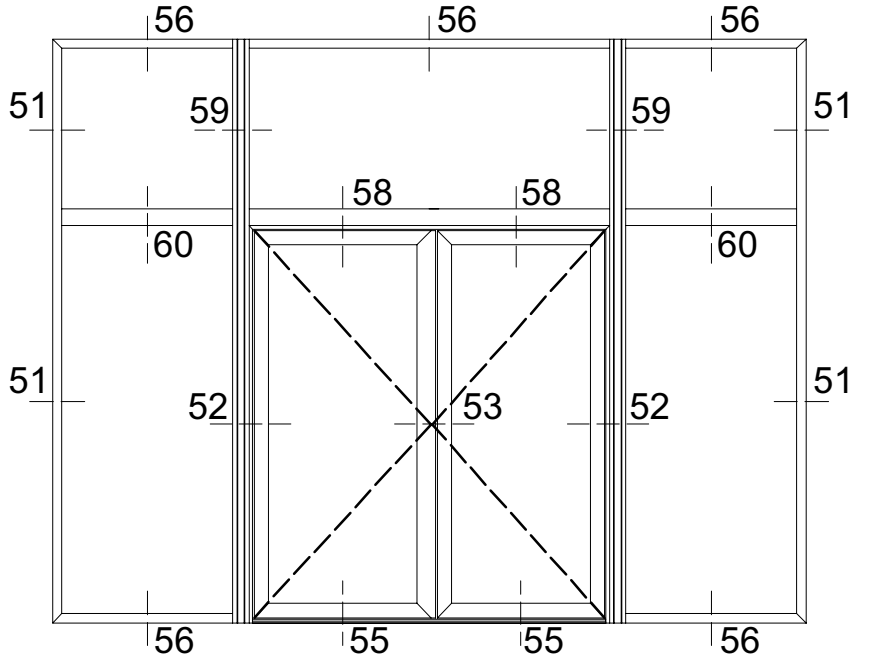
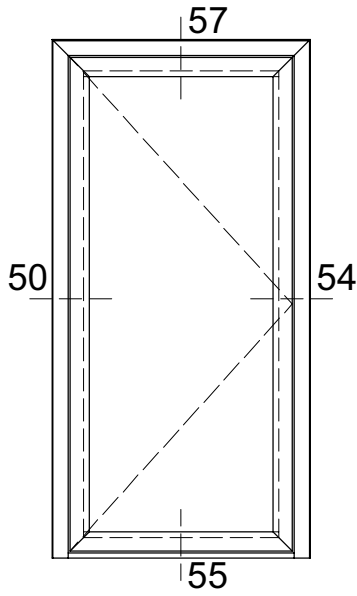


door38a



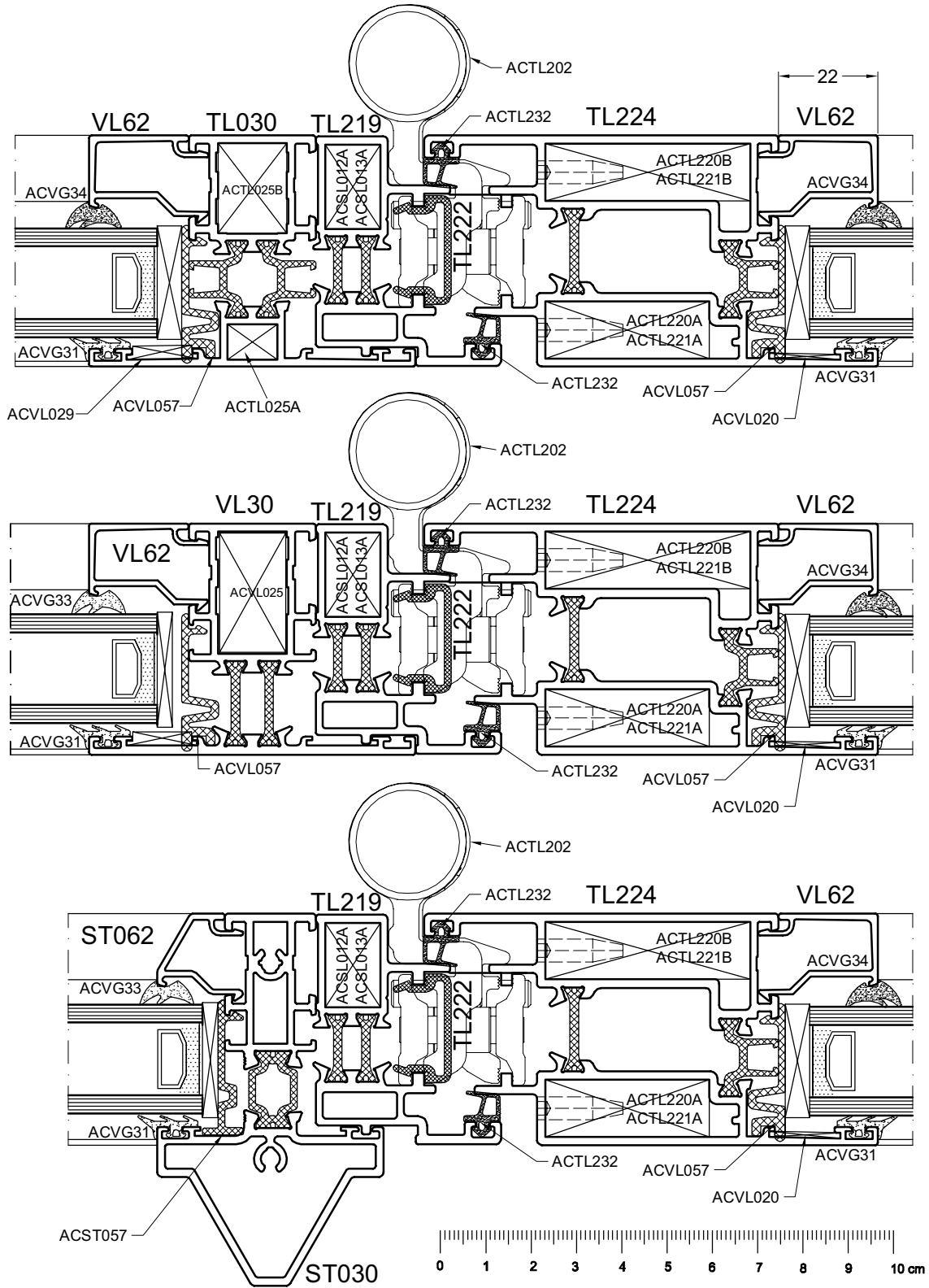
TL DEUREN  
TL PORTES  
TL TUREN  
TL DOORS

DOORSNEDE - COUPE - SCHNITT - SECTION

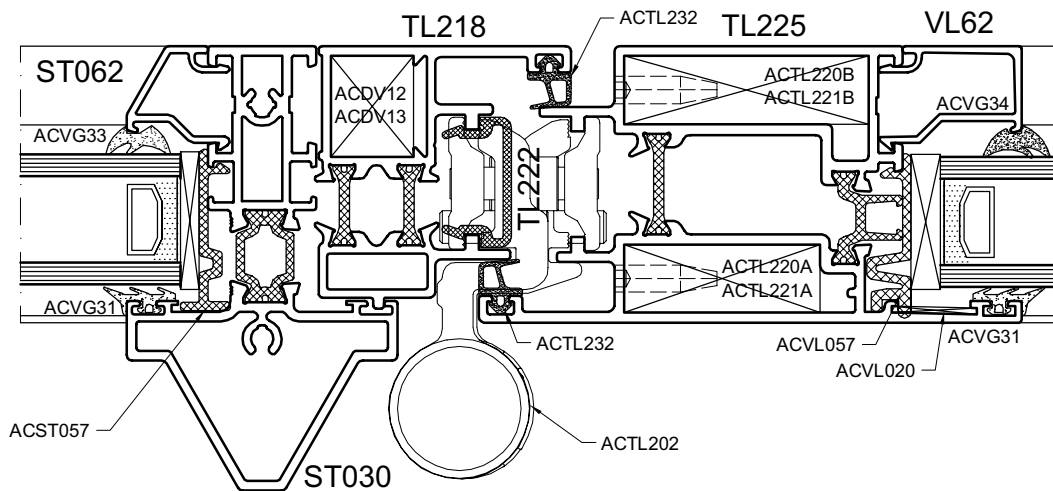
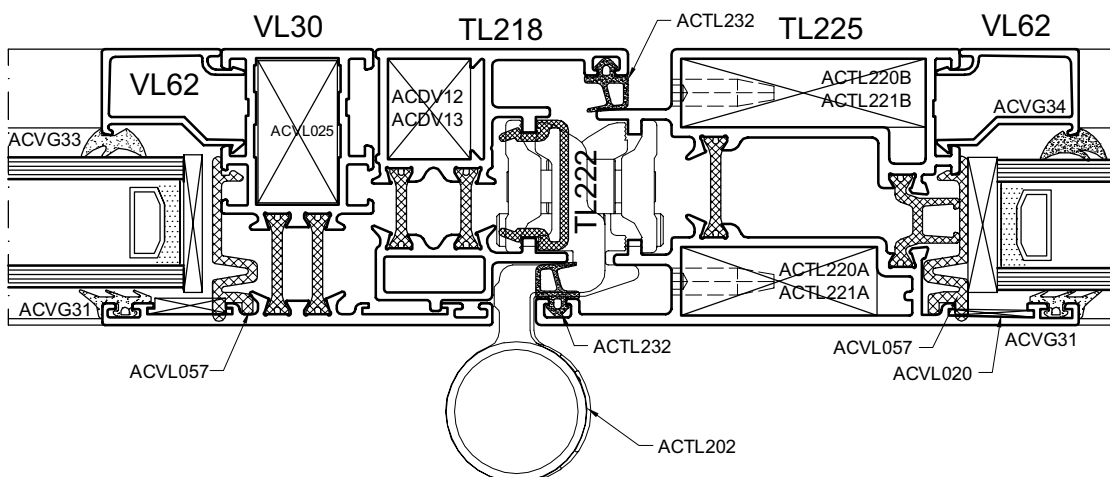
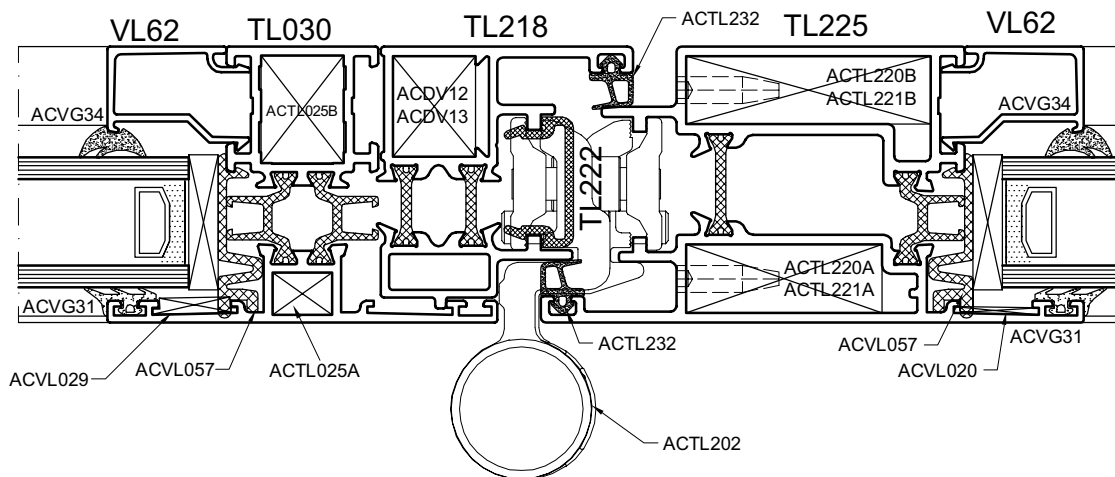


overz1

DOORSNEDE - COUPE - SCHNITT - SECTION

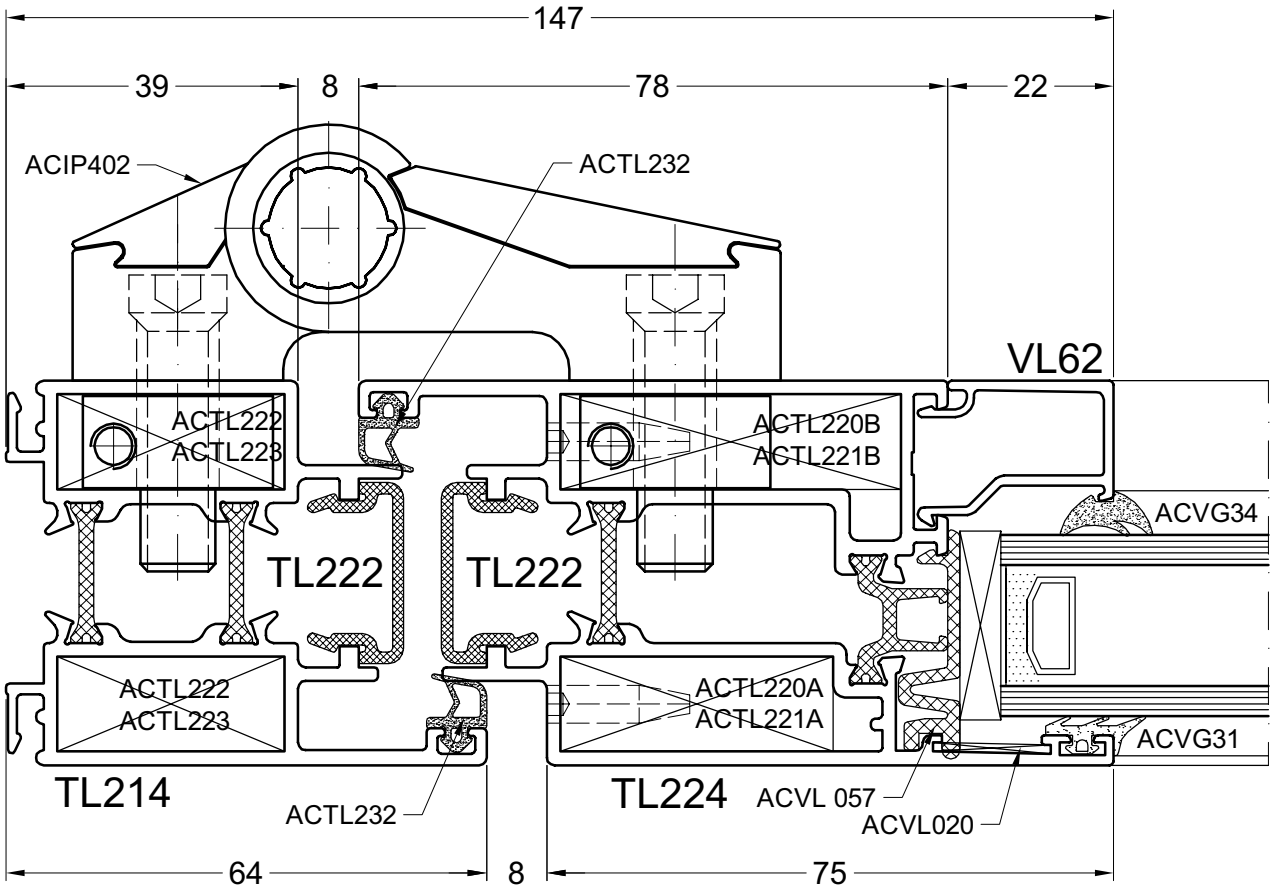
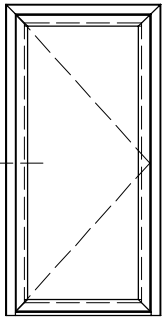


tldeurbin



# 50A

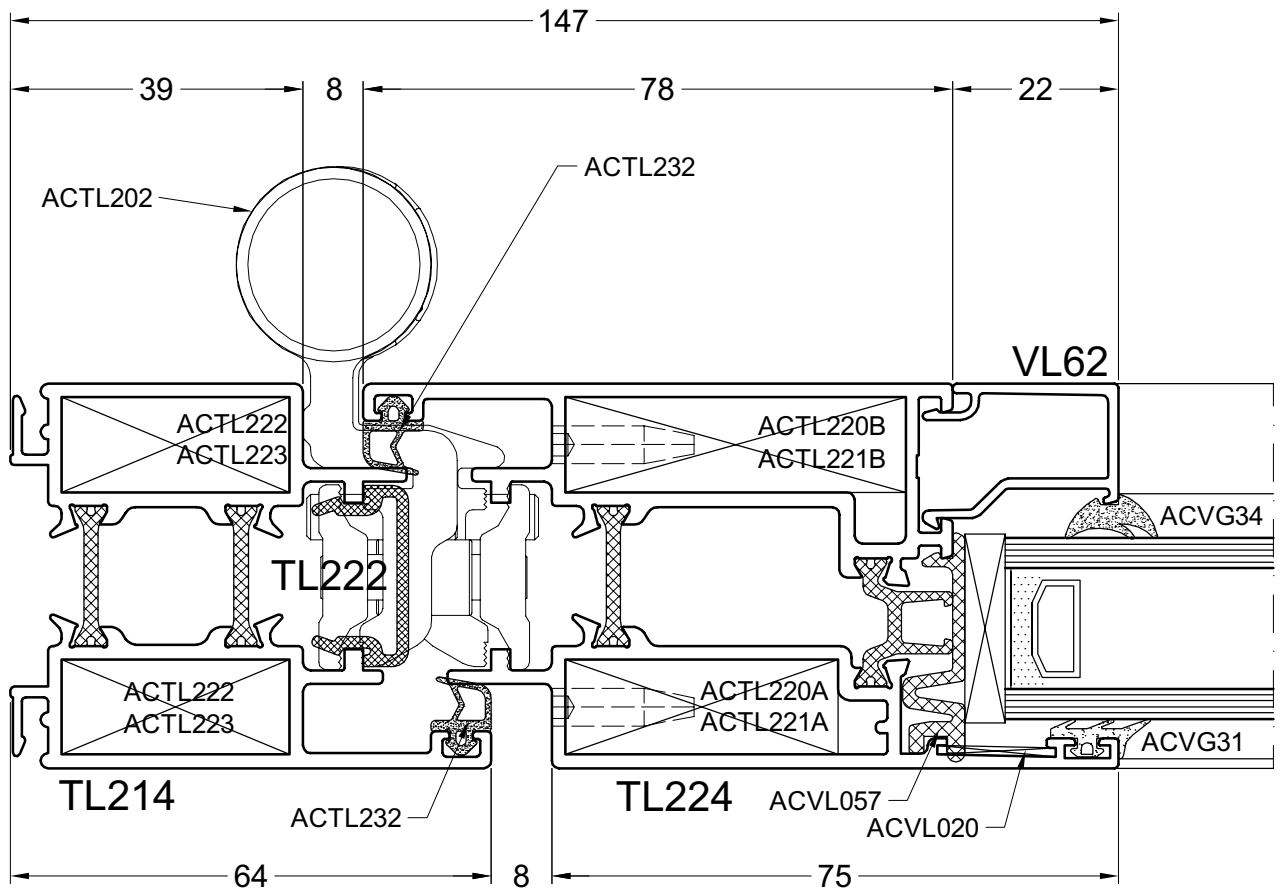
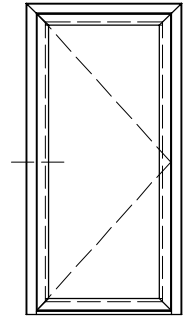
DOORSNEDE - COUPE - SCHNITT - SECTION



door50

50B

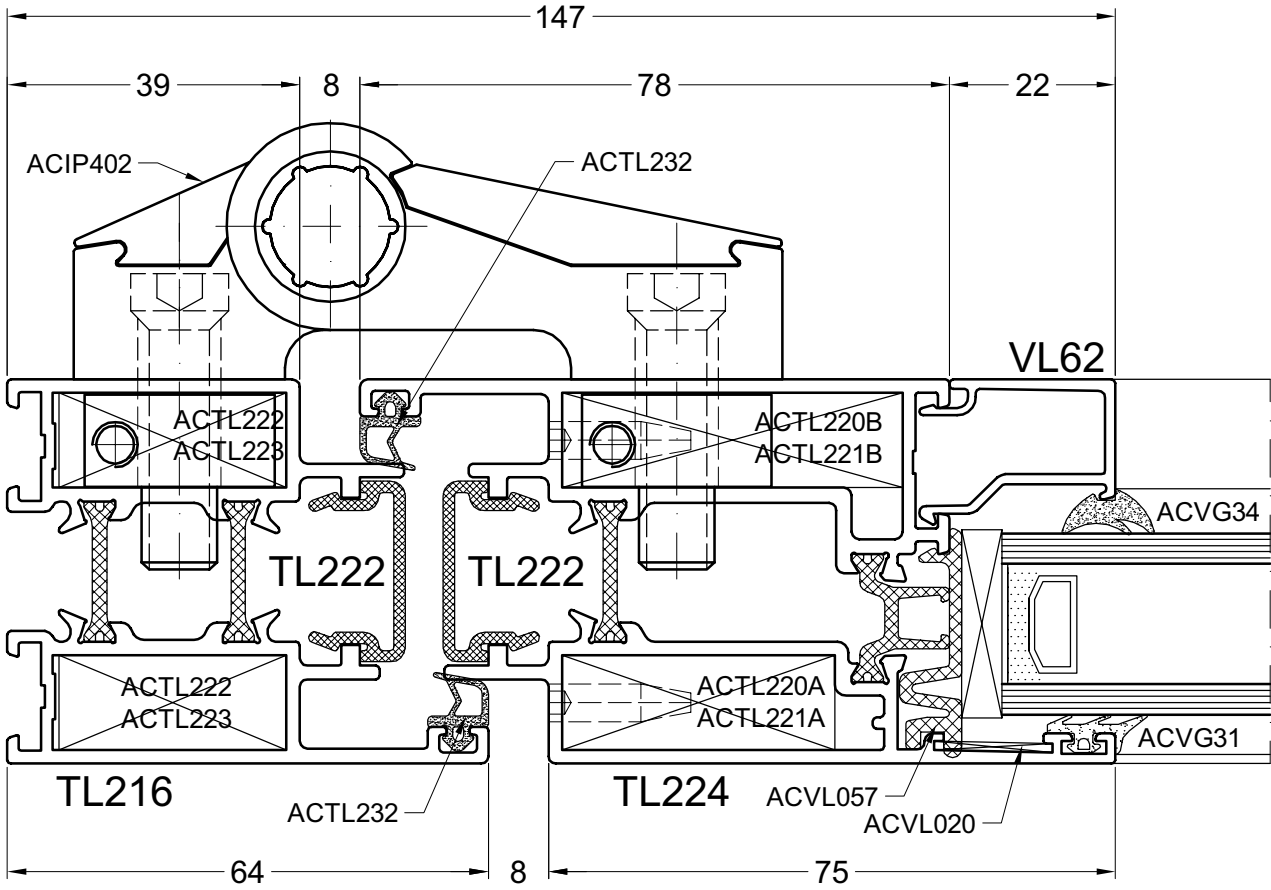
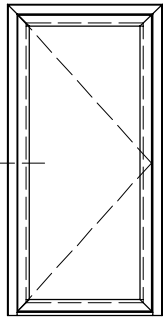
DOORSNEDE - COUPE - SCHNITT - SECTION



door50a

# 50C

DOORSNEDE - COUPE - SCHNITT - SECTION

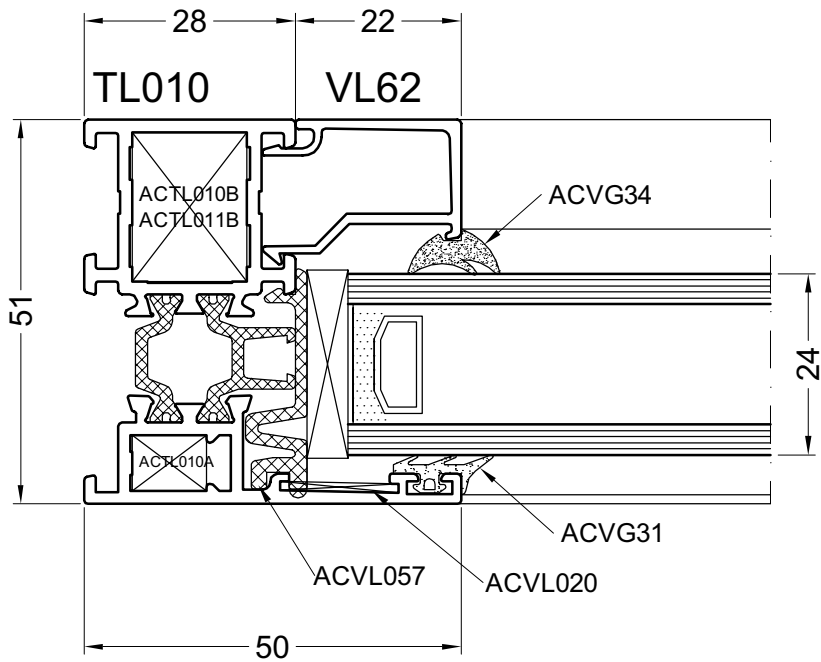
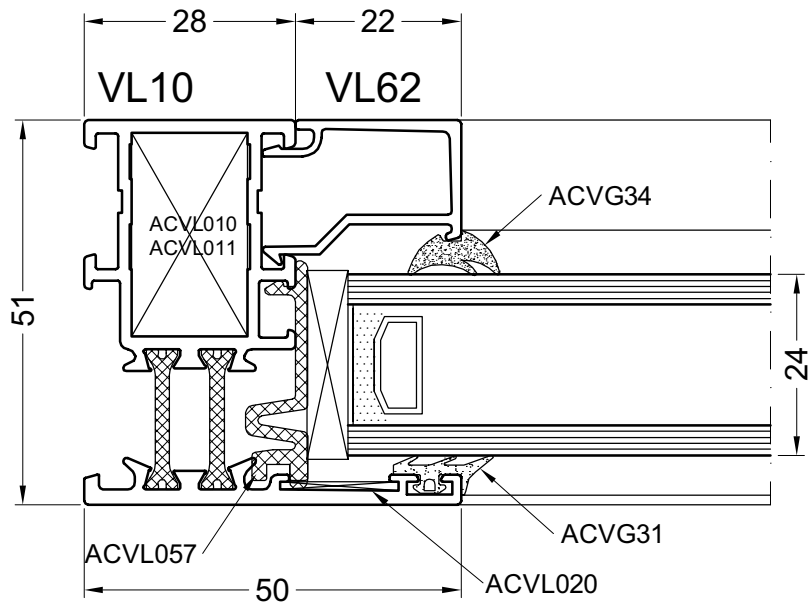
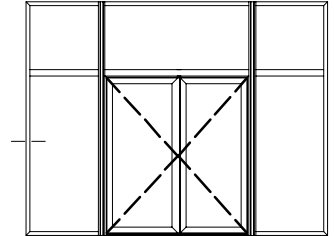


door50b



51

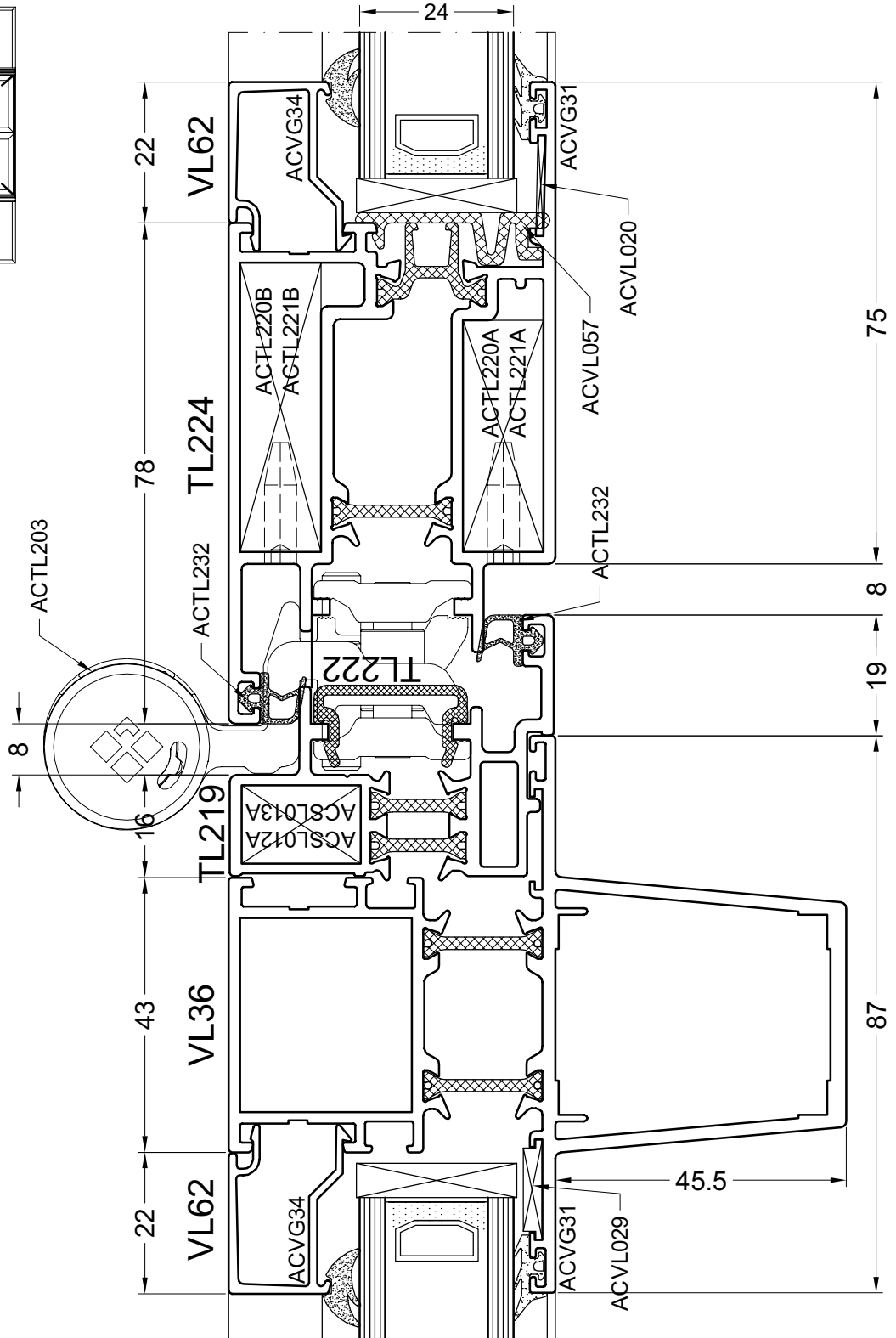
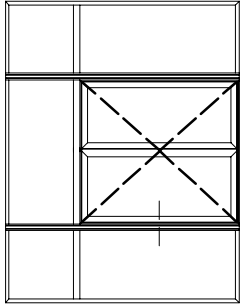
DOORSNEDE - COUPE - SCHNITT - SECTION



door51

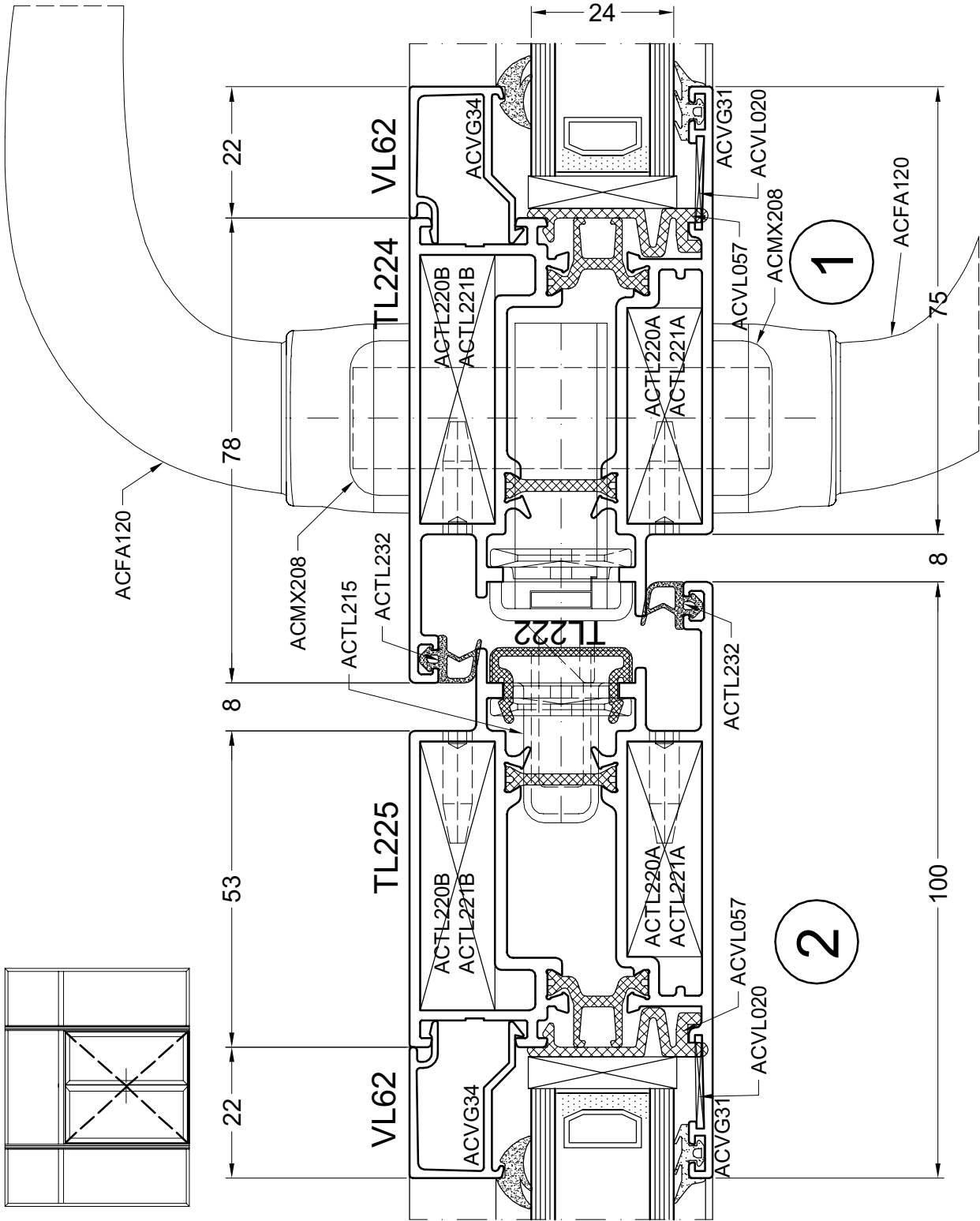
# 52A

DOORSNEDE - COUPE - SCHNITT - SECTION

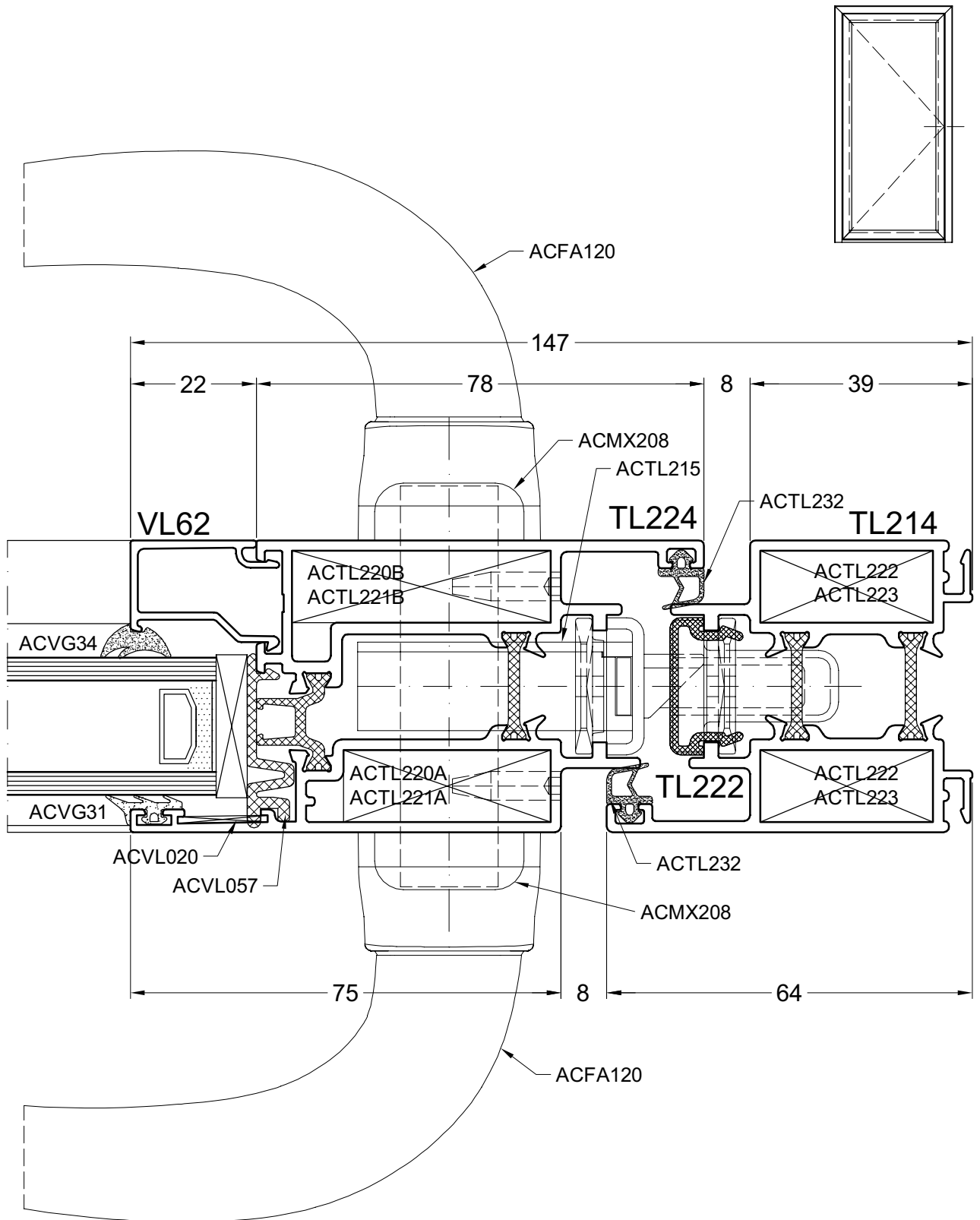


door52





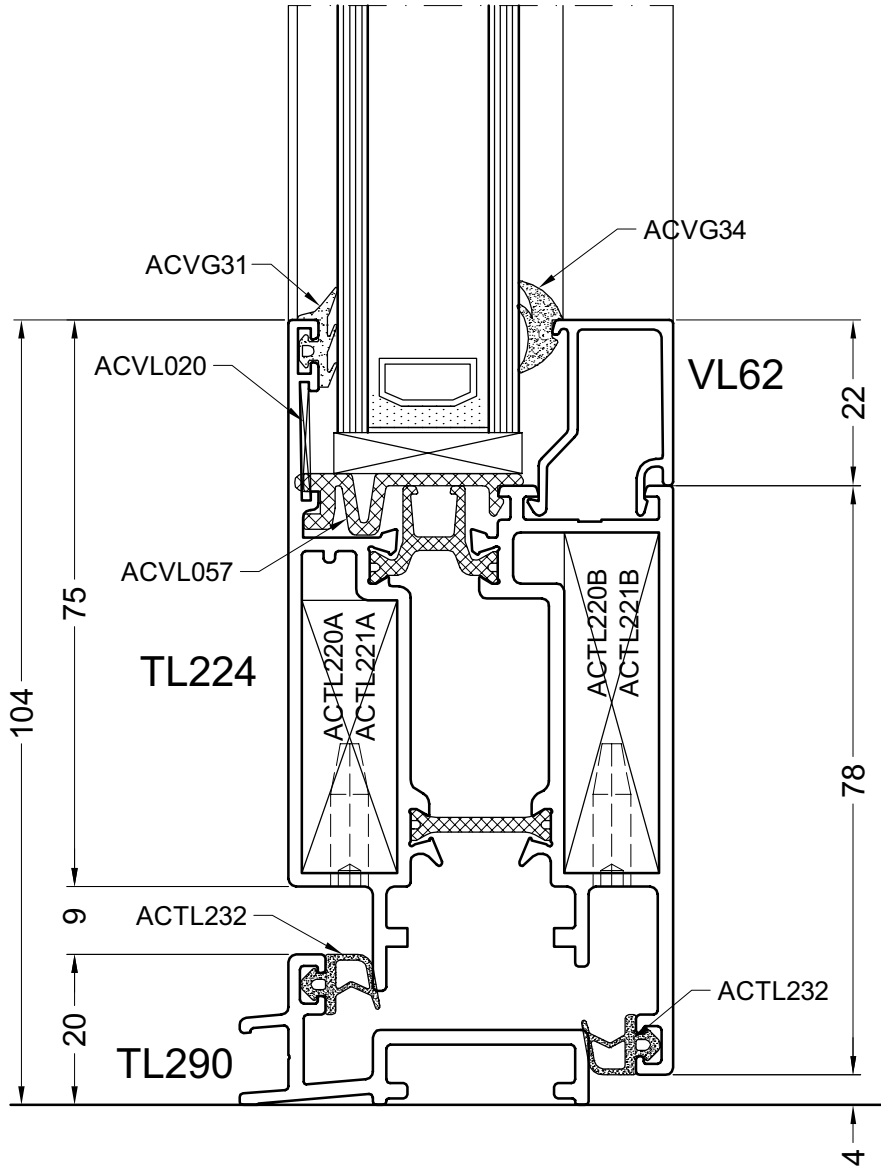
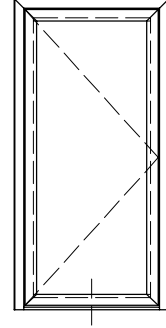
door53



door54

# 55A

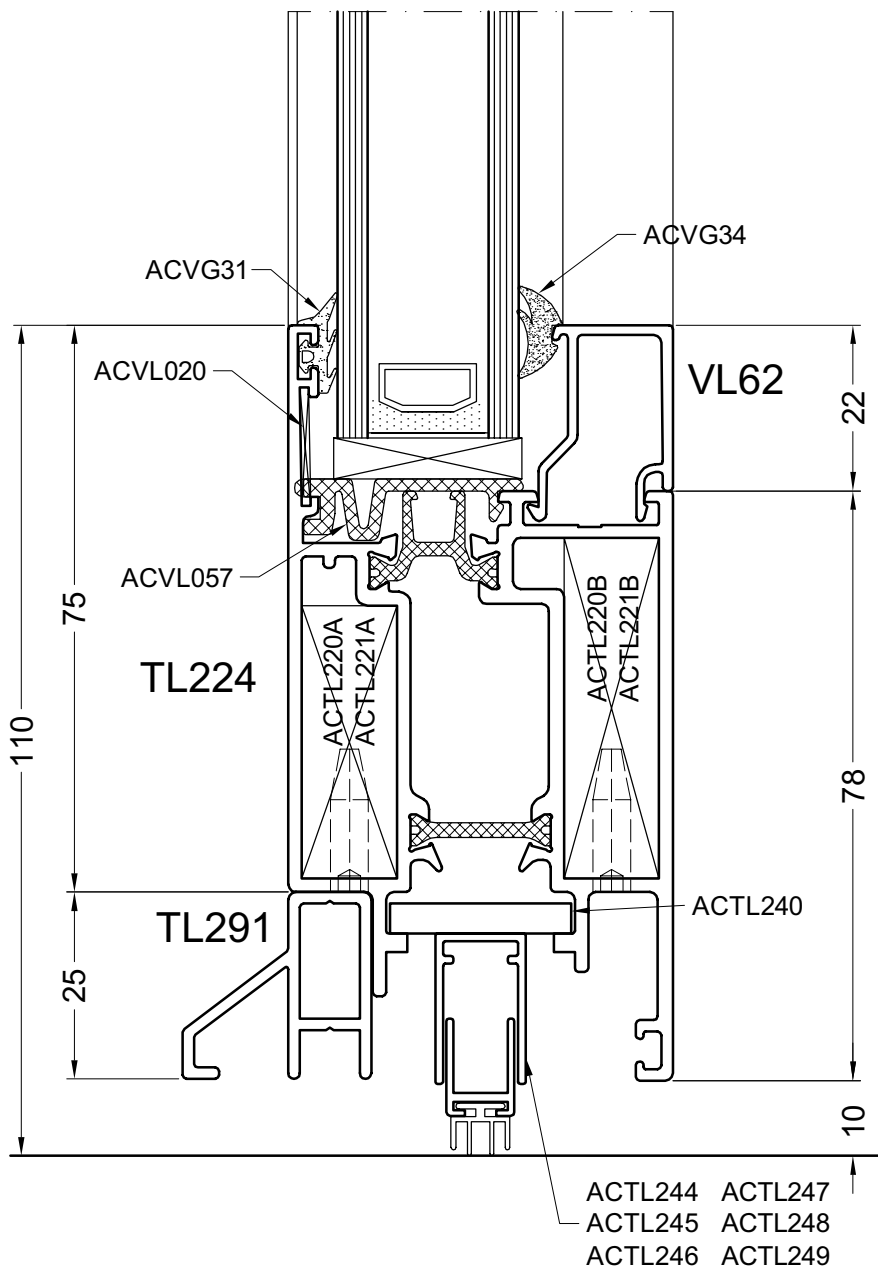
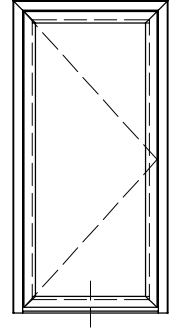
DOORSNEDE - COUPE - SCHNITT - SECTION



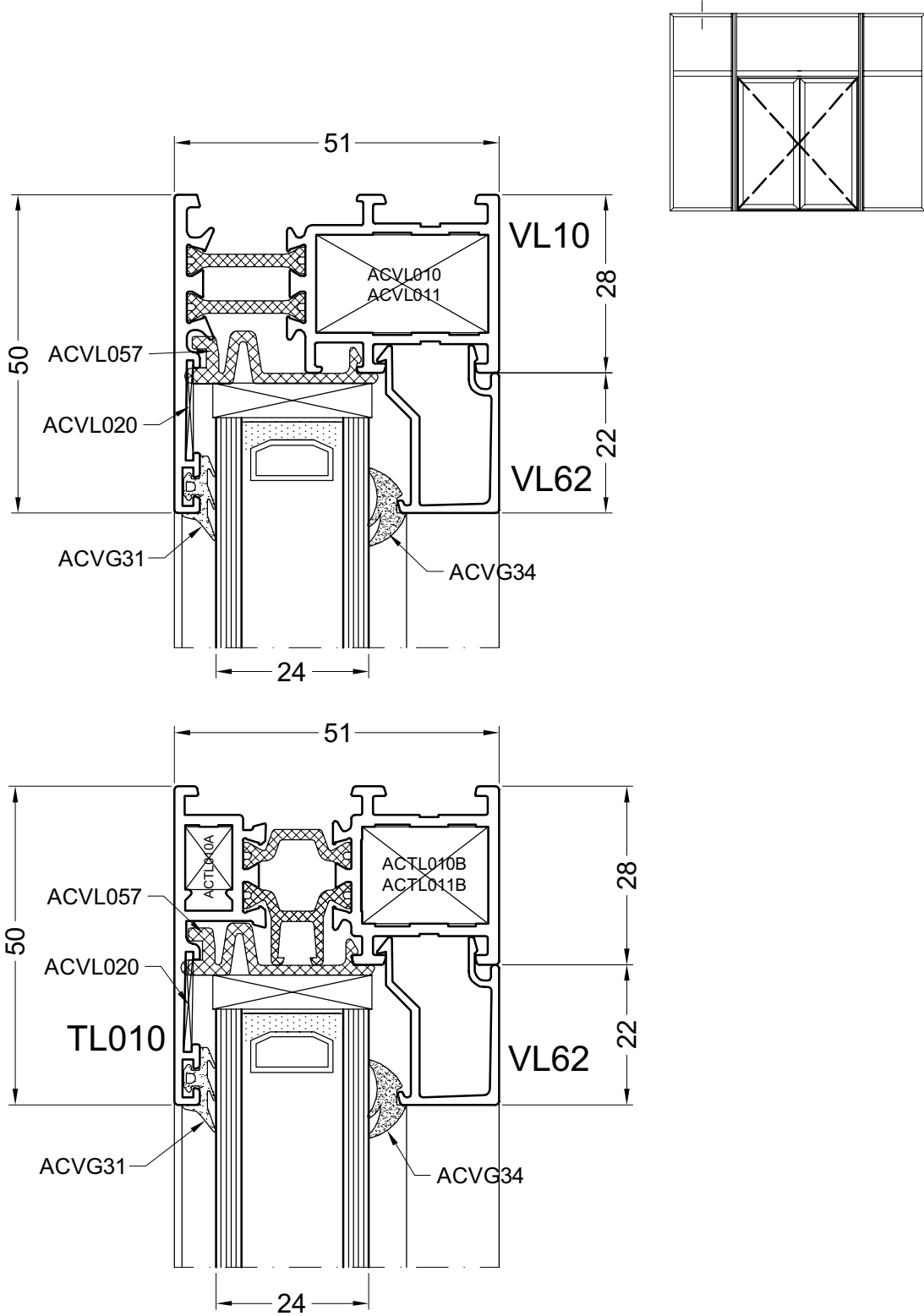
door55

55B

DOORSNEDE - COUPE - SCHNITT - SECTION

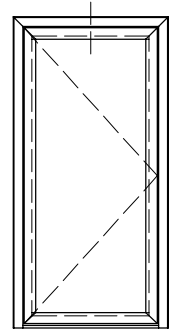
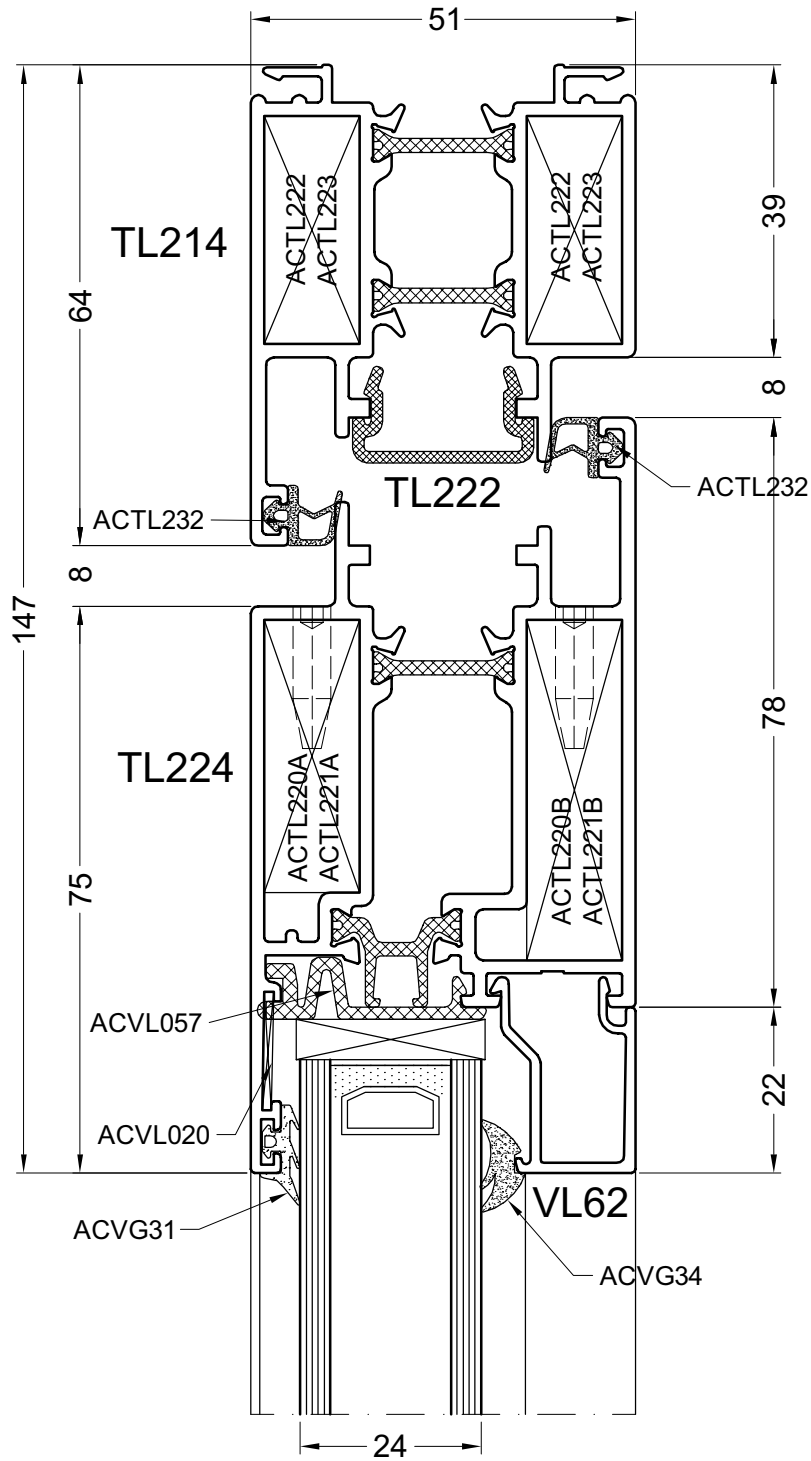


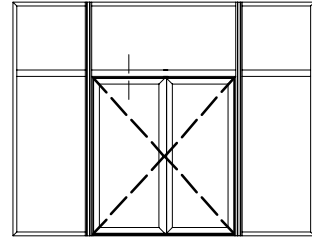
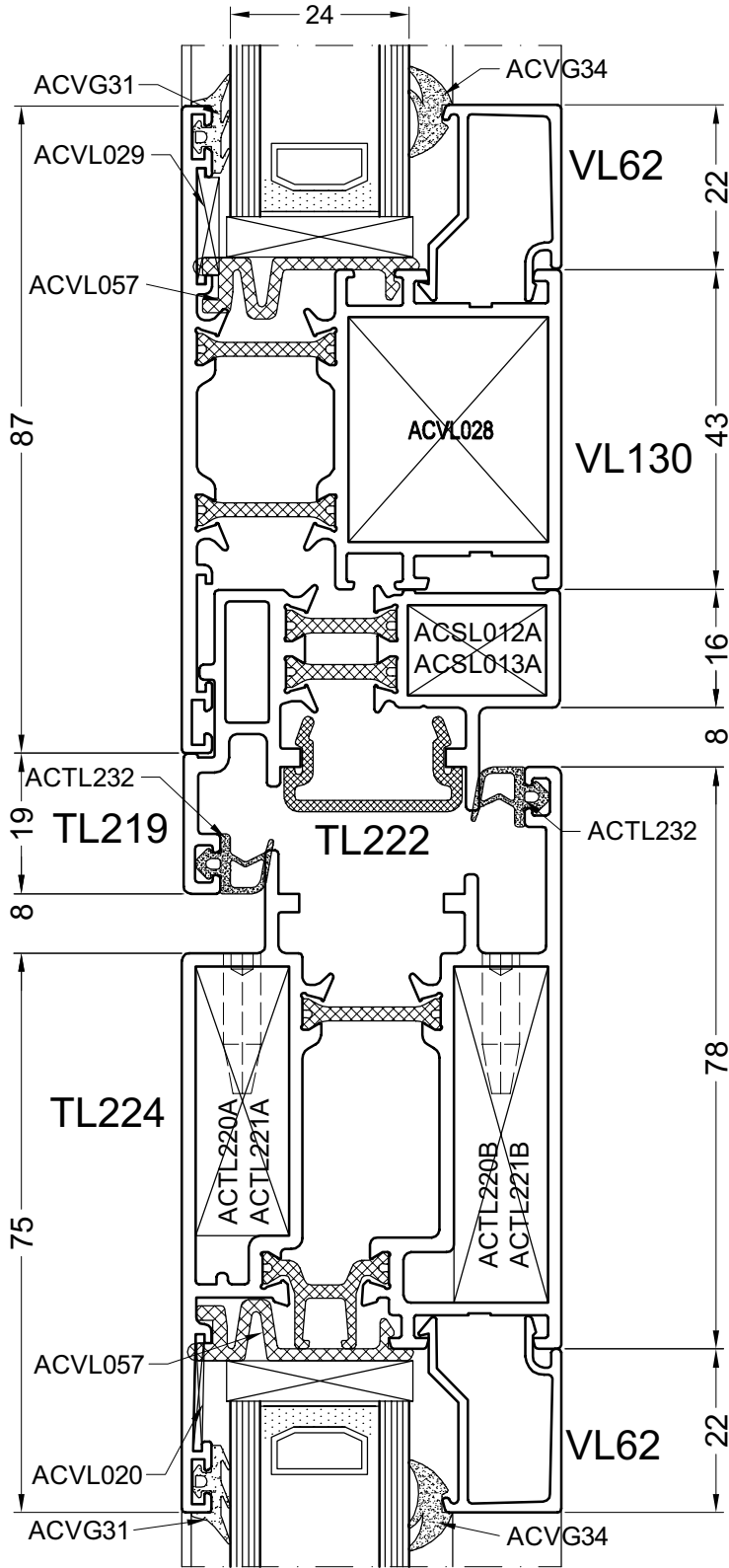
door55b



door56

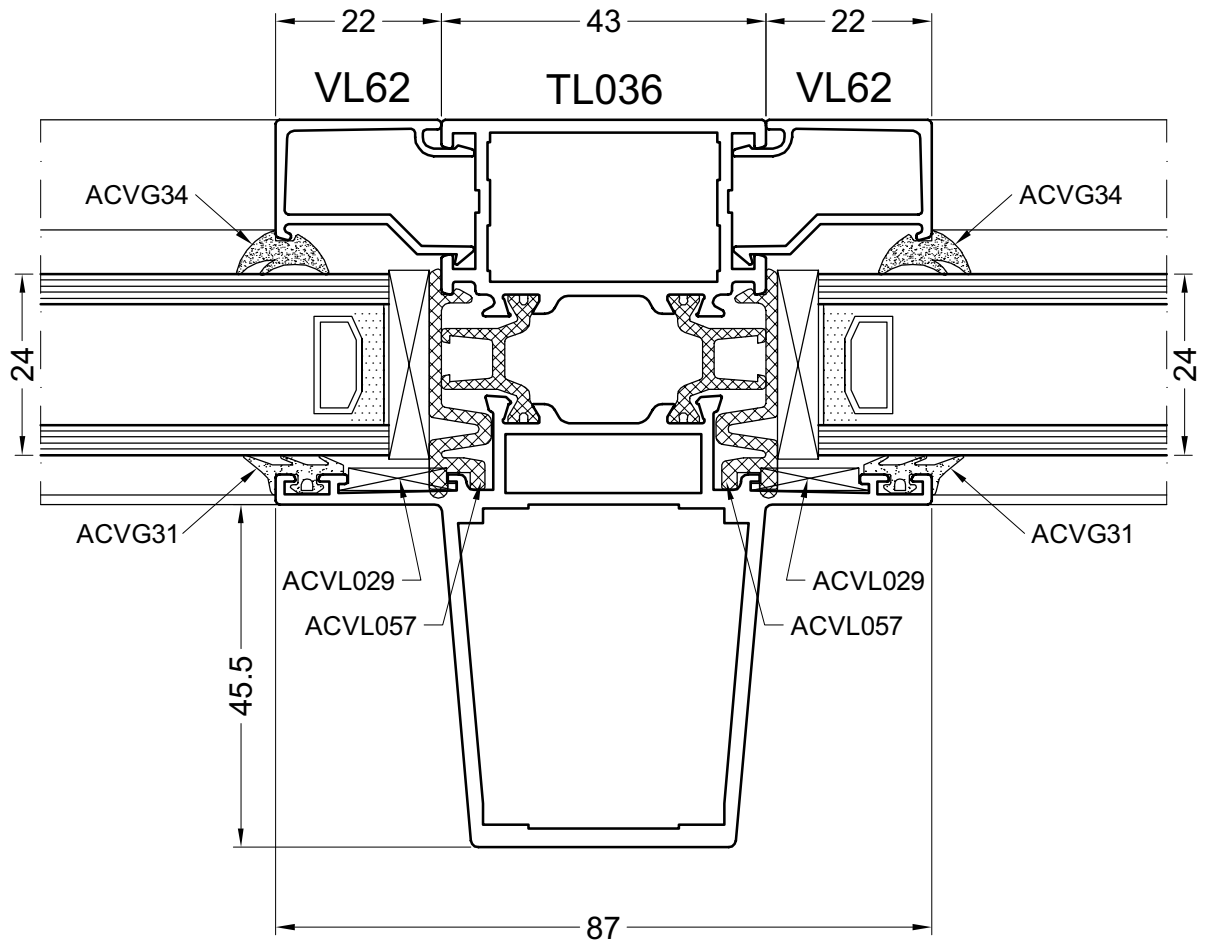
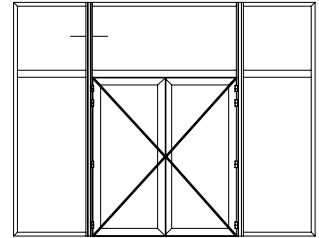






# 59A

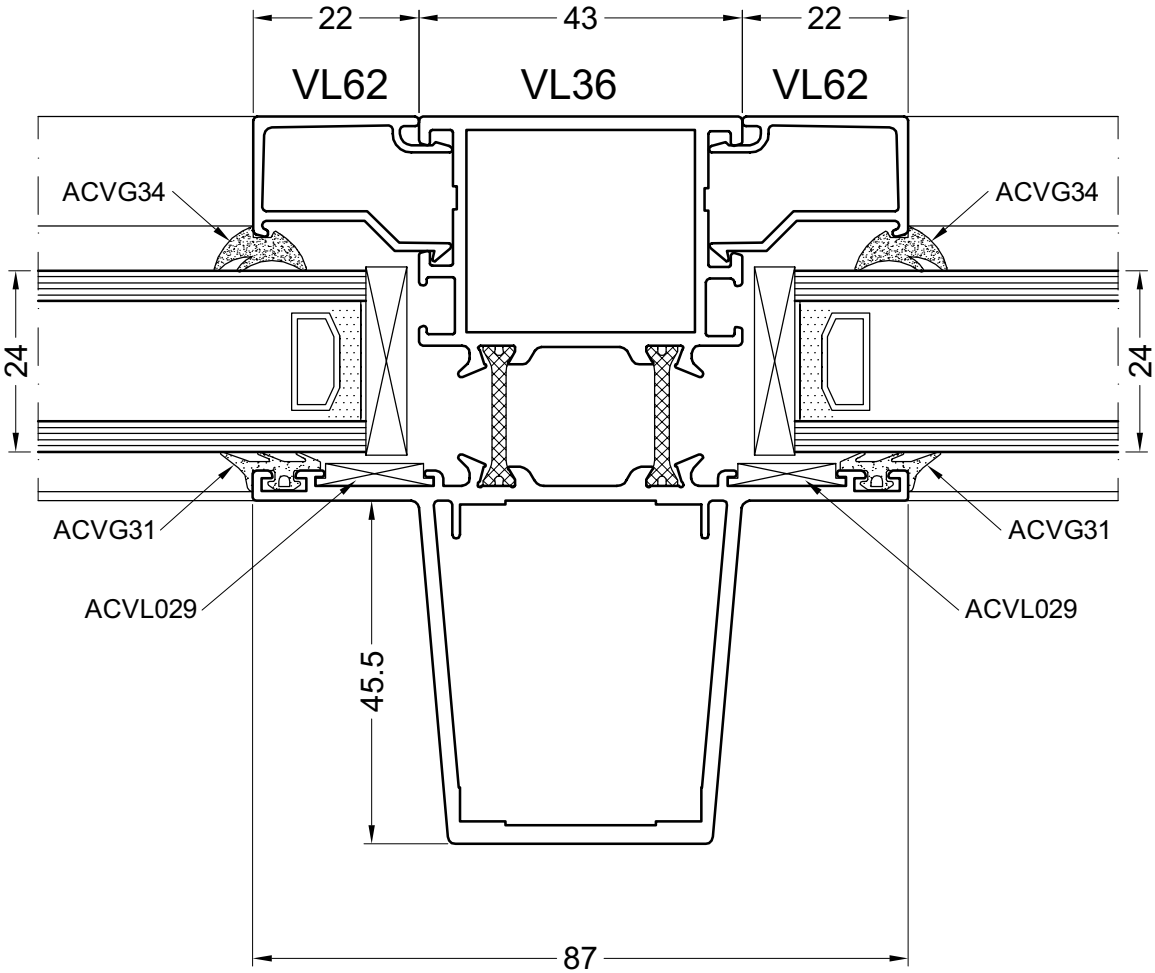
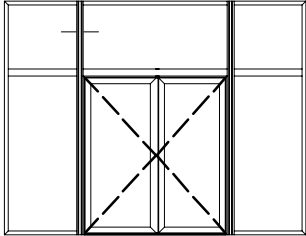
DOORSNEDE - COUPE - SCHNITT - SECTION



door59a

# 59B

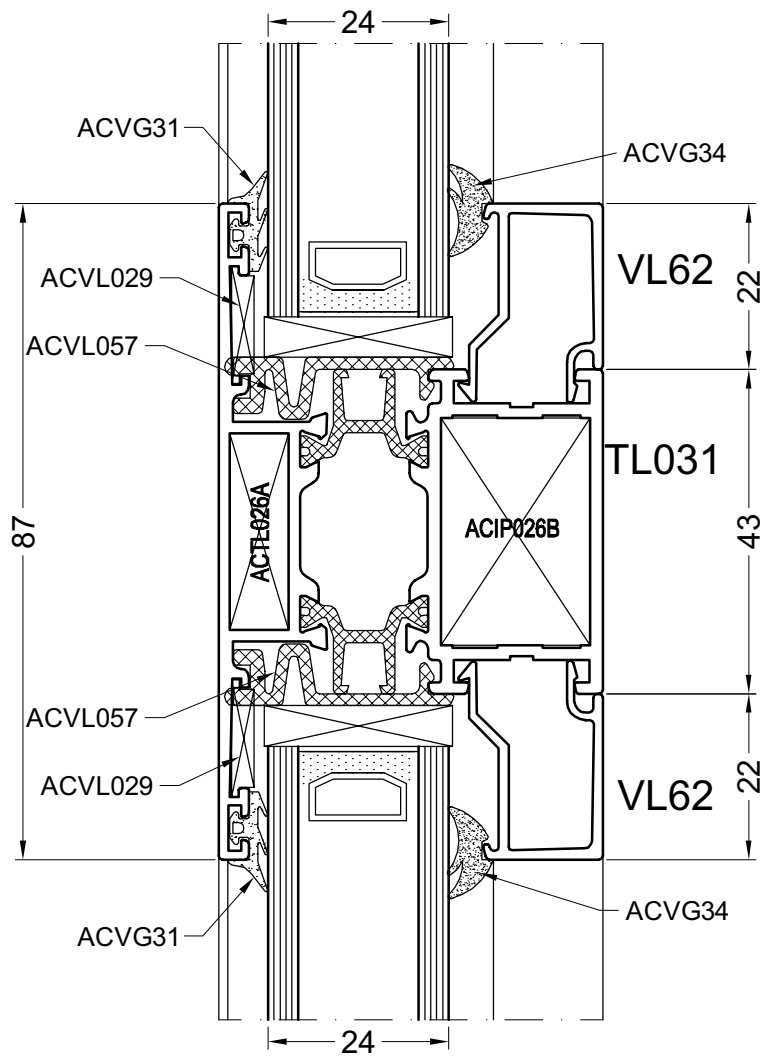
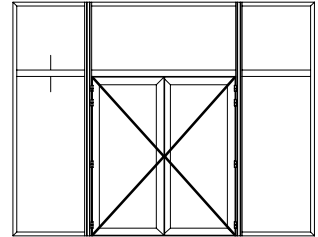
DOORSNEDE - COUPE - SCHNITT - SECTION



door59b

# 60A

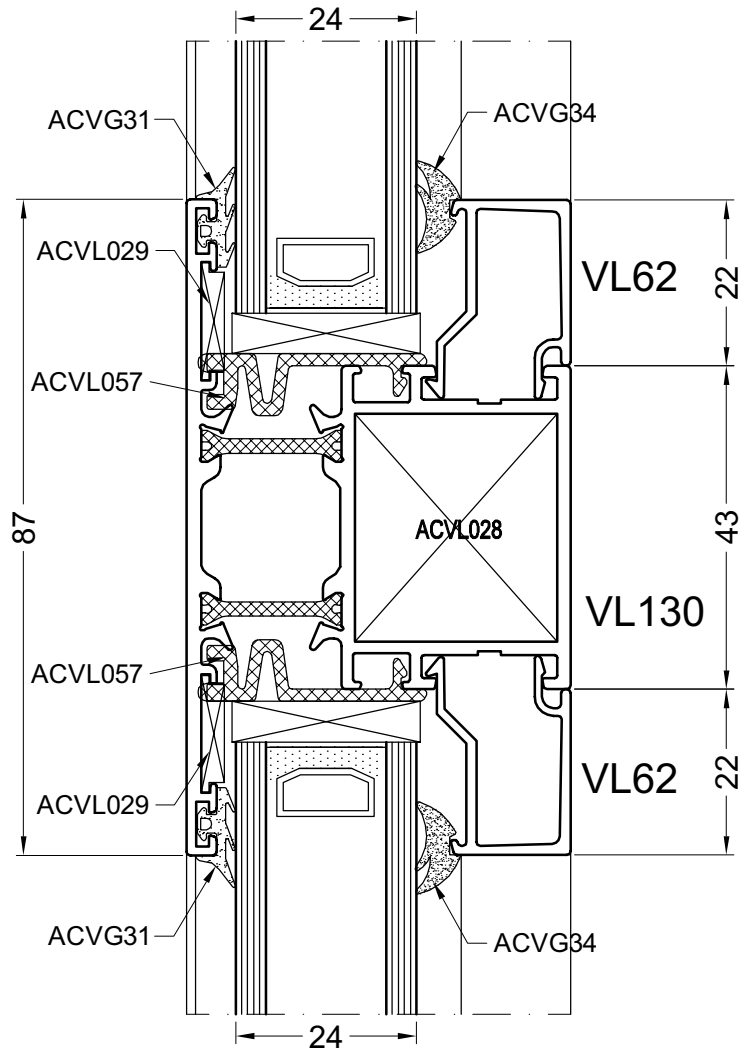
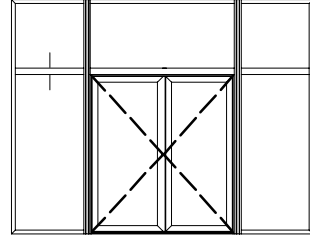
DOORSNEDE - COUPE - SCHNITT - SECTION



door60a

# 60B

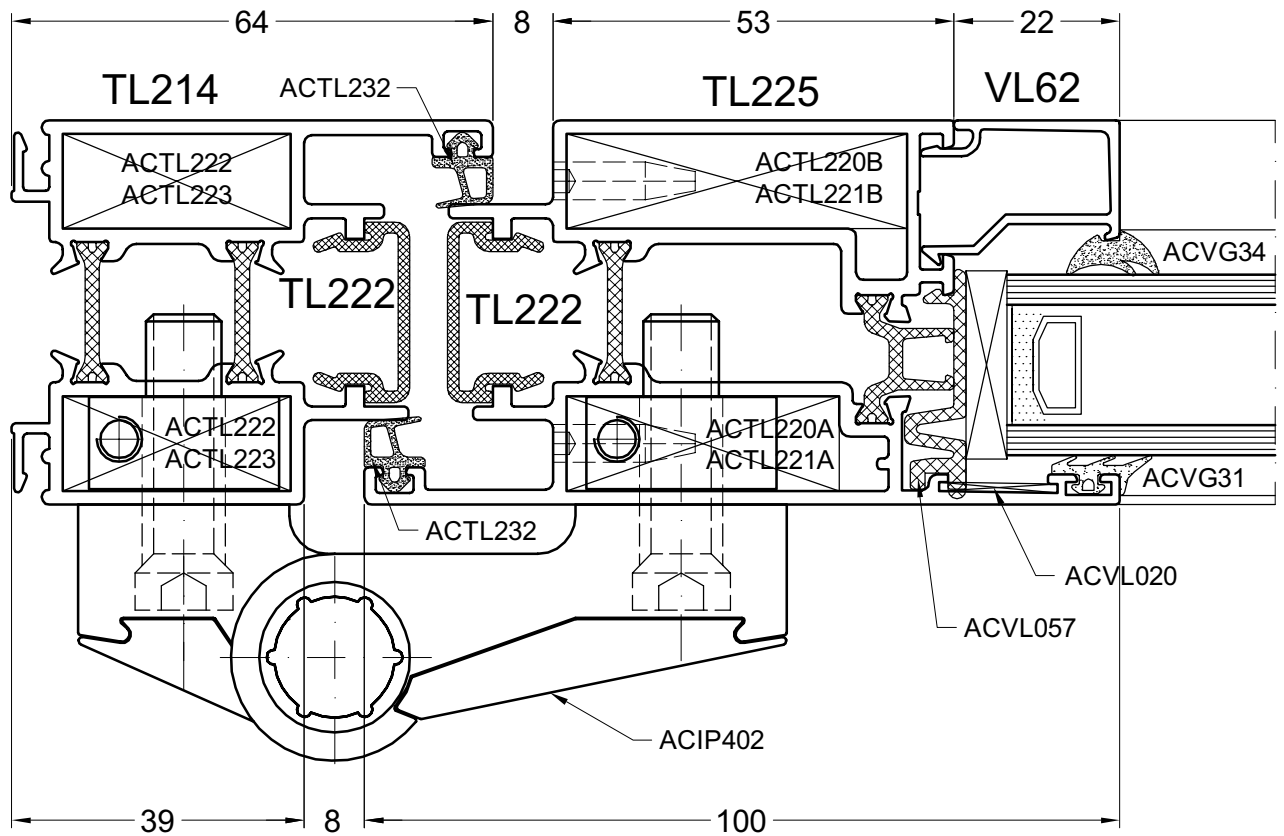
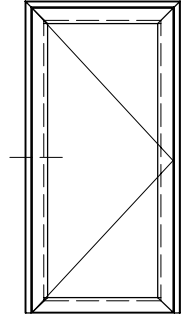
DOORSNEDE - COUPE - SCHNITT - SECTION



door60b

# 61A

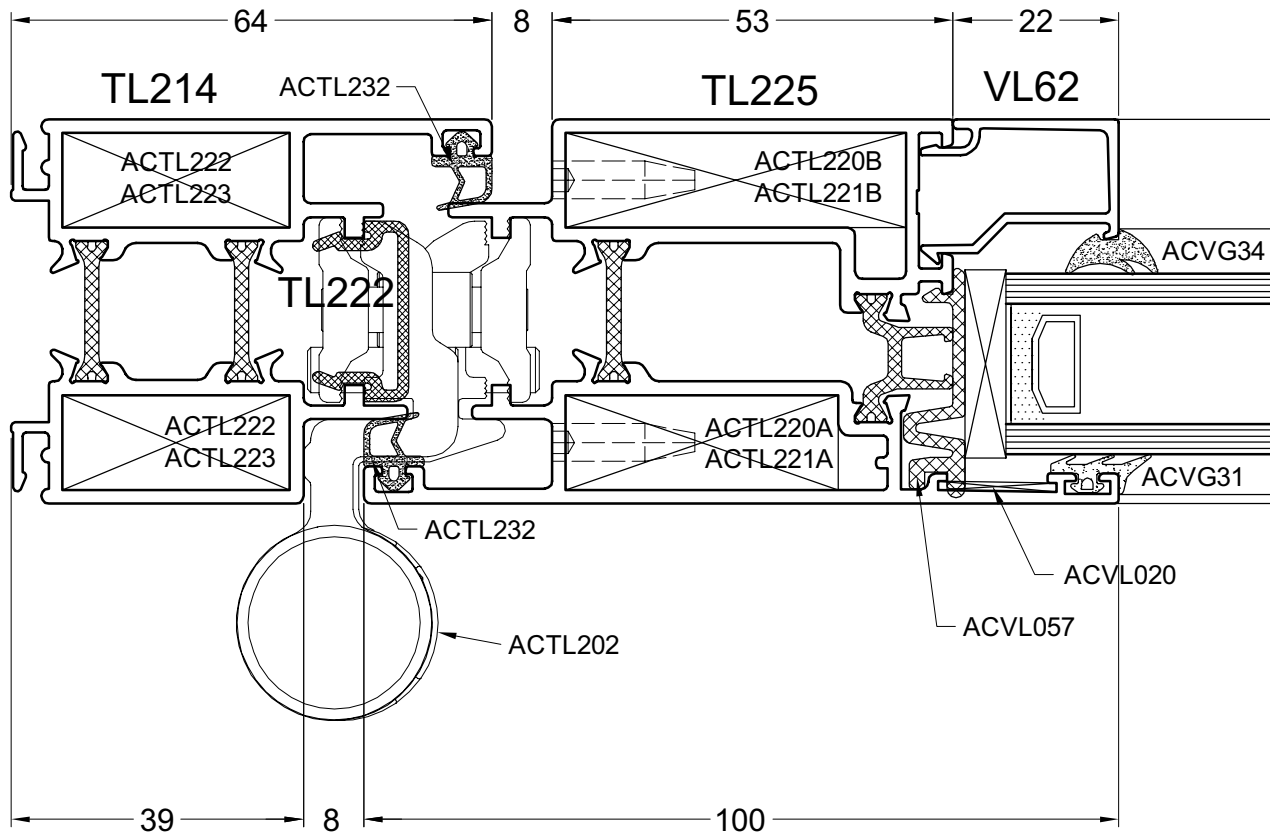
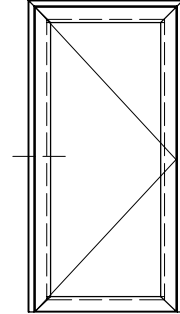
DOORSNEDE - COUPE - SCHNITT - SECTION



door61

# 61B

DOORSNEDE - COUPE - SCHNITT - SECTION

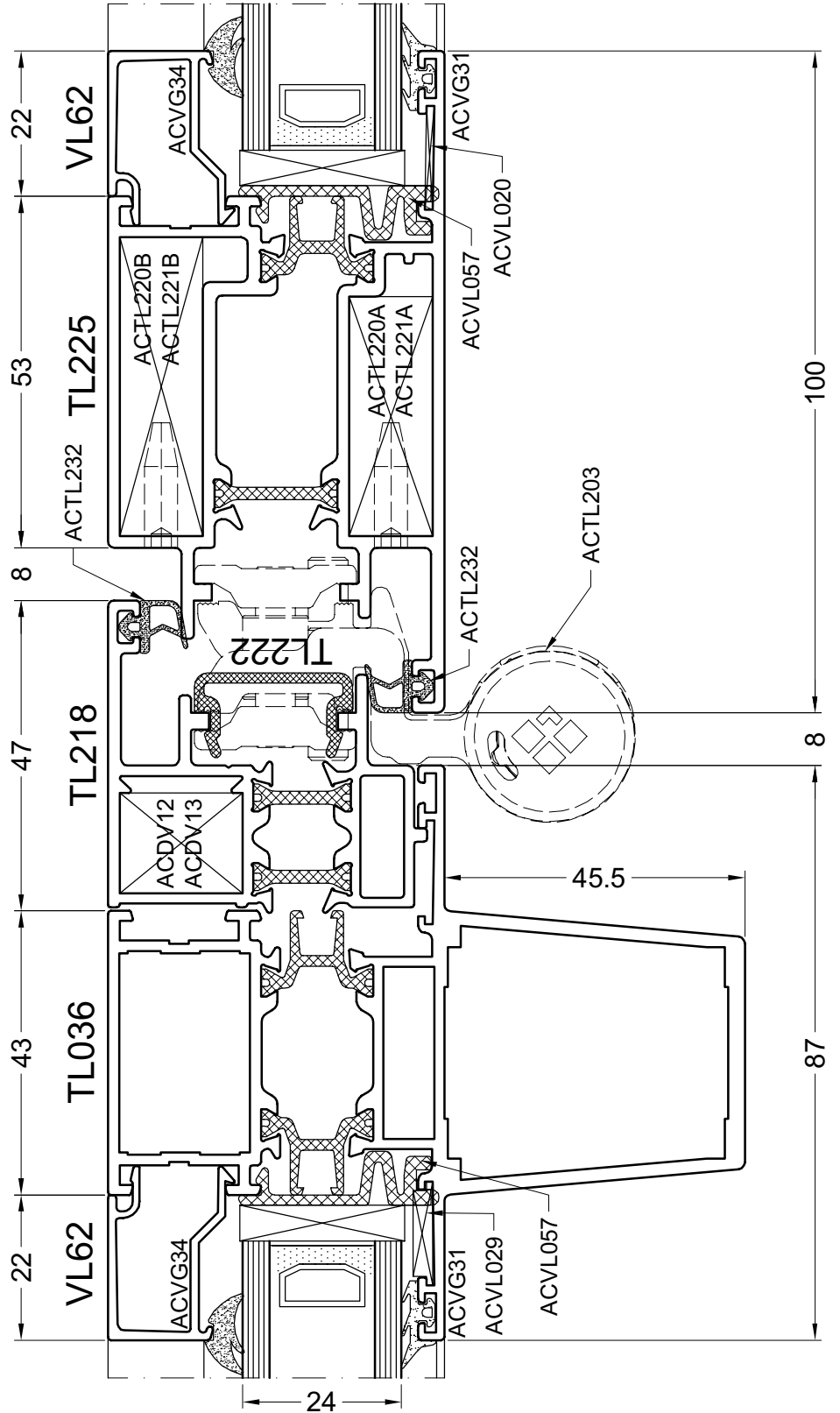
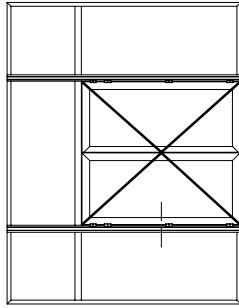


door61a



62A

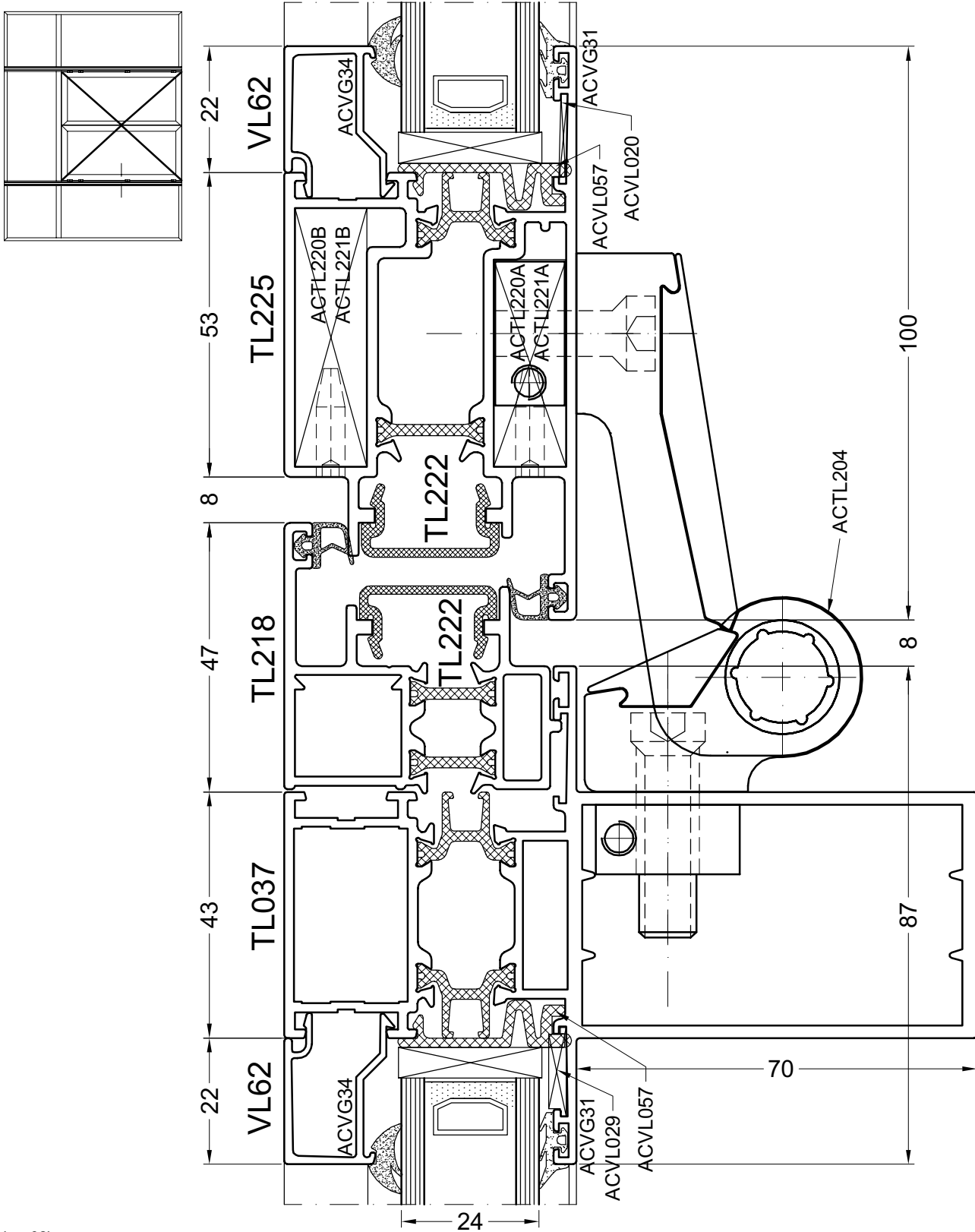
DOORSNEDE - COUPE - SCHNITT - SECTION



door62a

62B

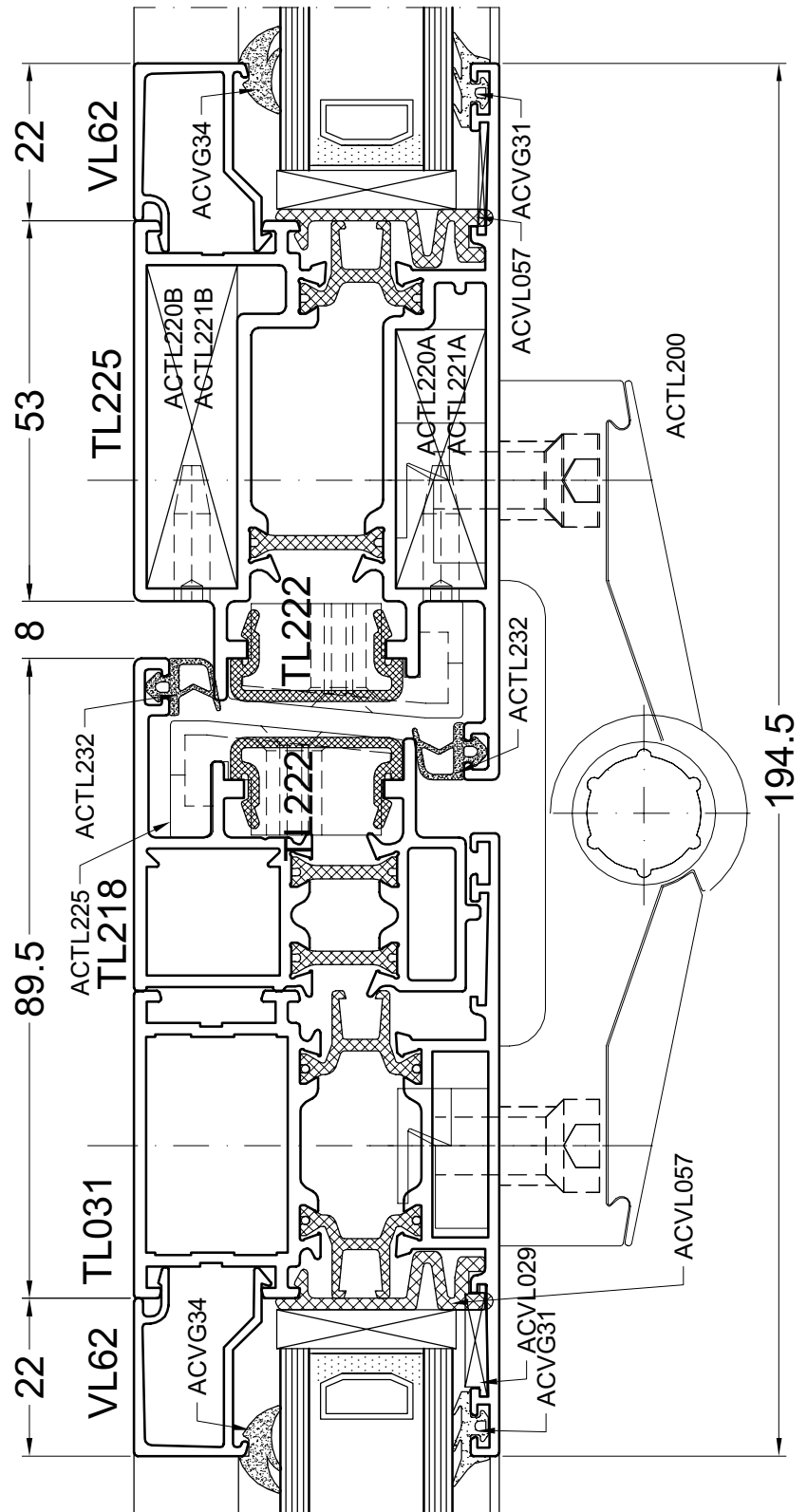
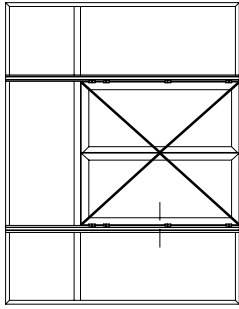
DOORSNEDE - COUPE - SCHNITT - SECTION



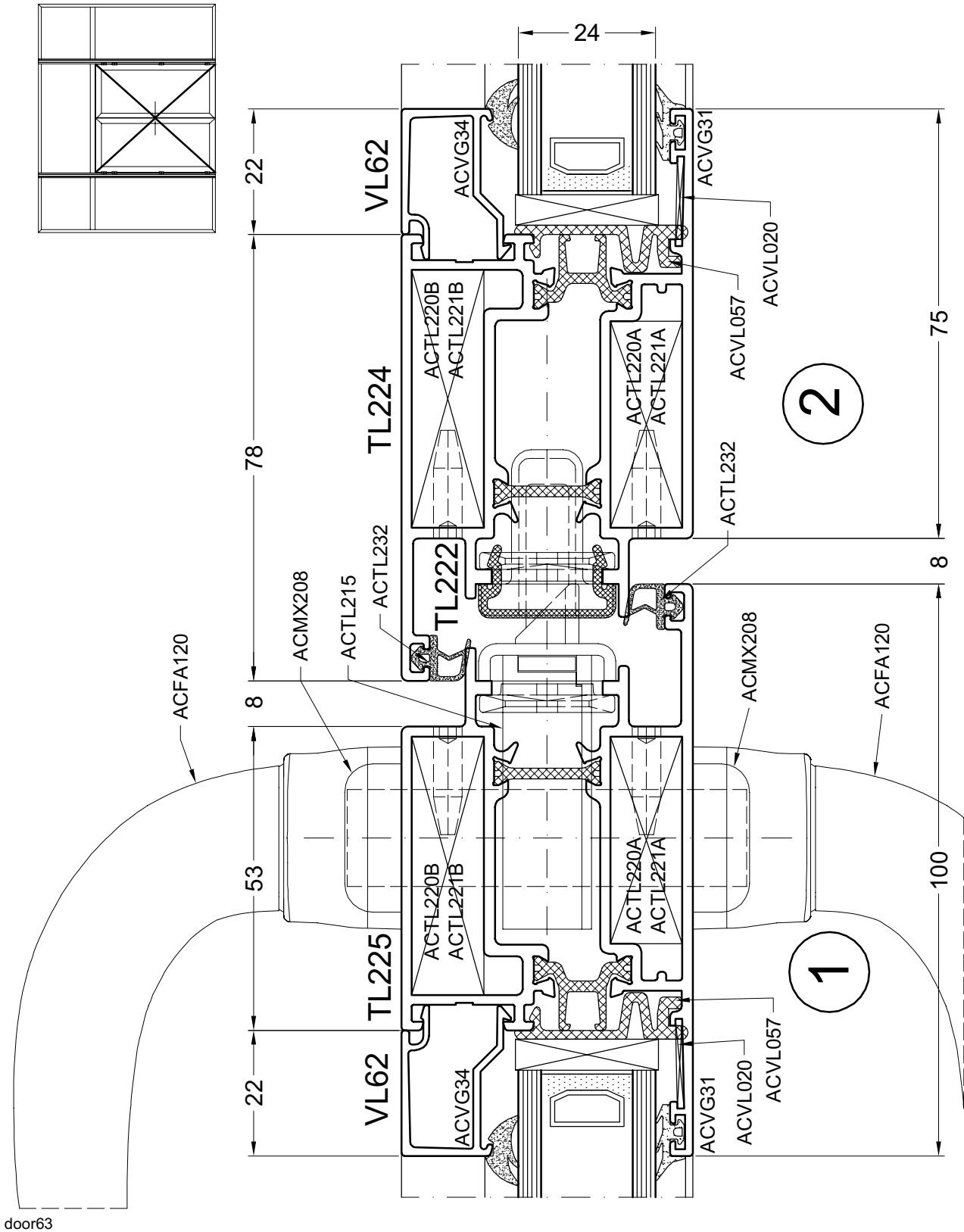
door62b

62C

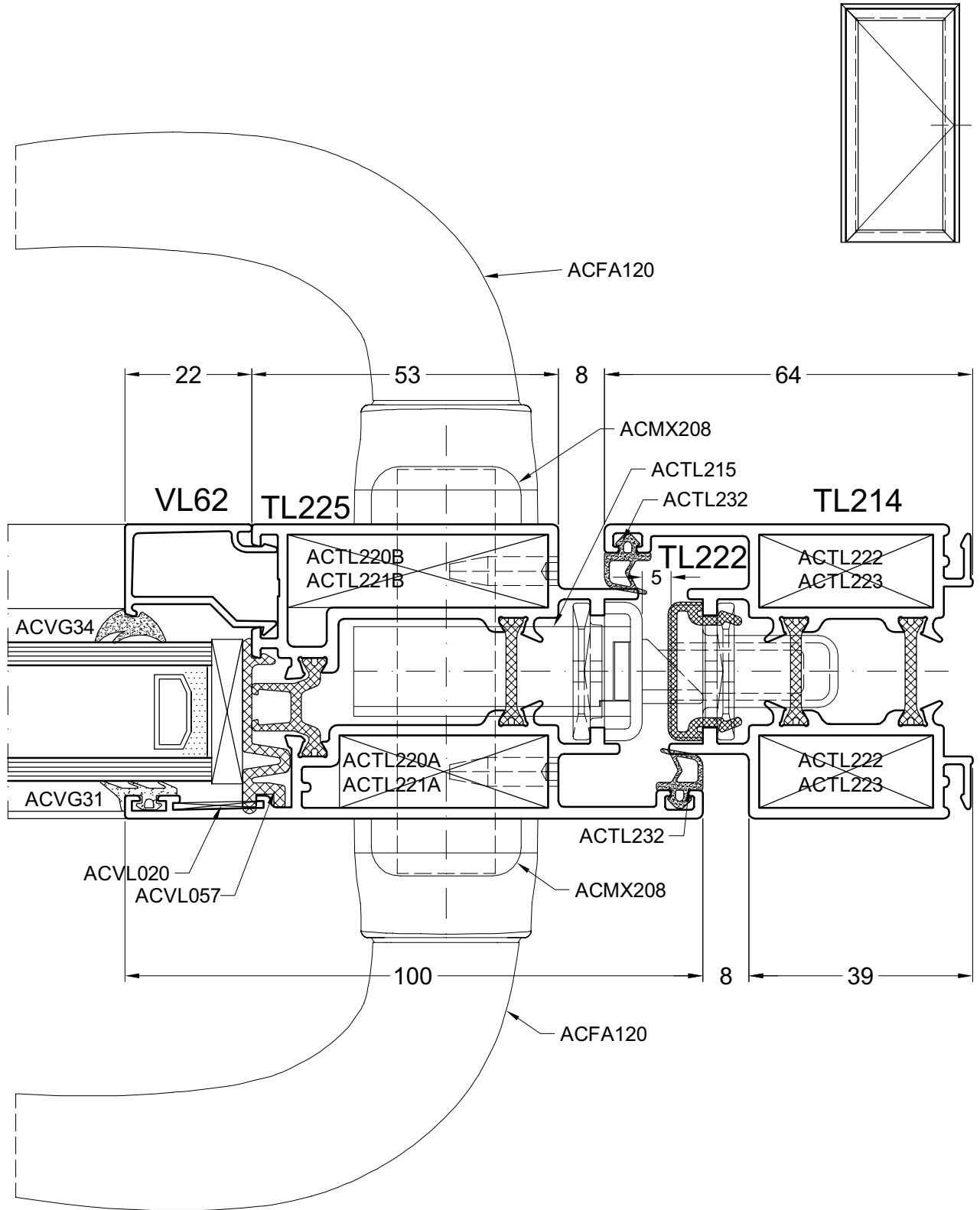
DOORSNEDE - COUPE - SCHNITT - SECTION



door62c



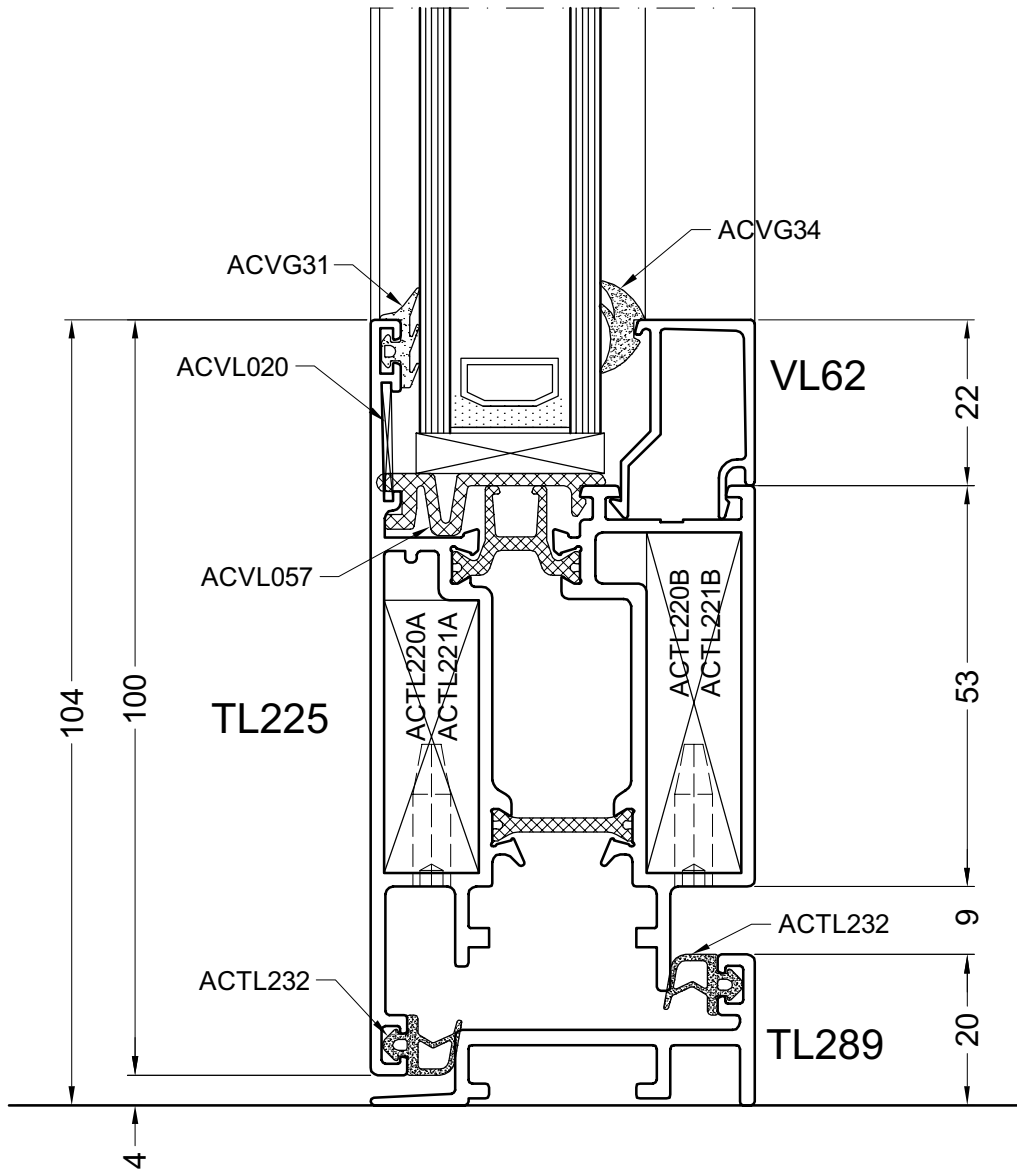
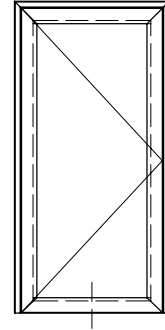
door63



door64

65A

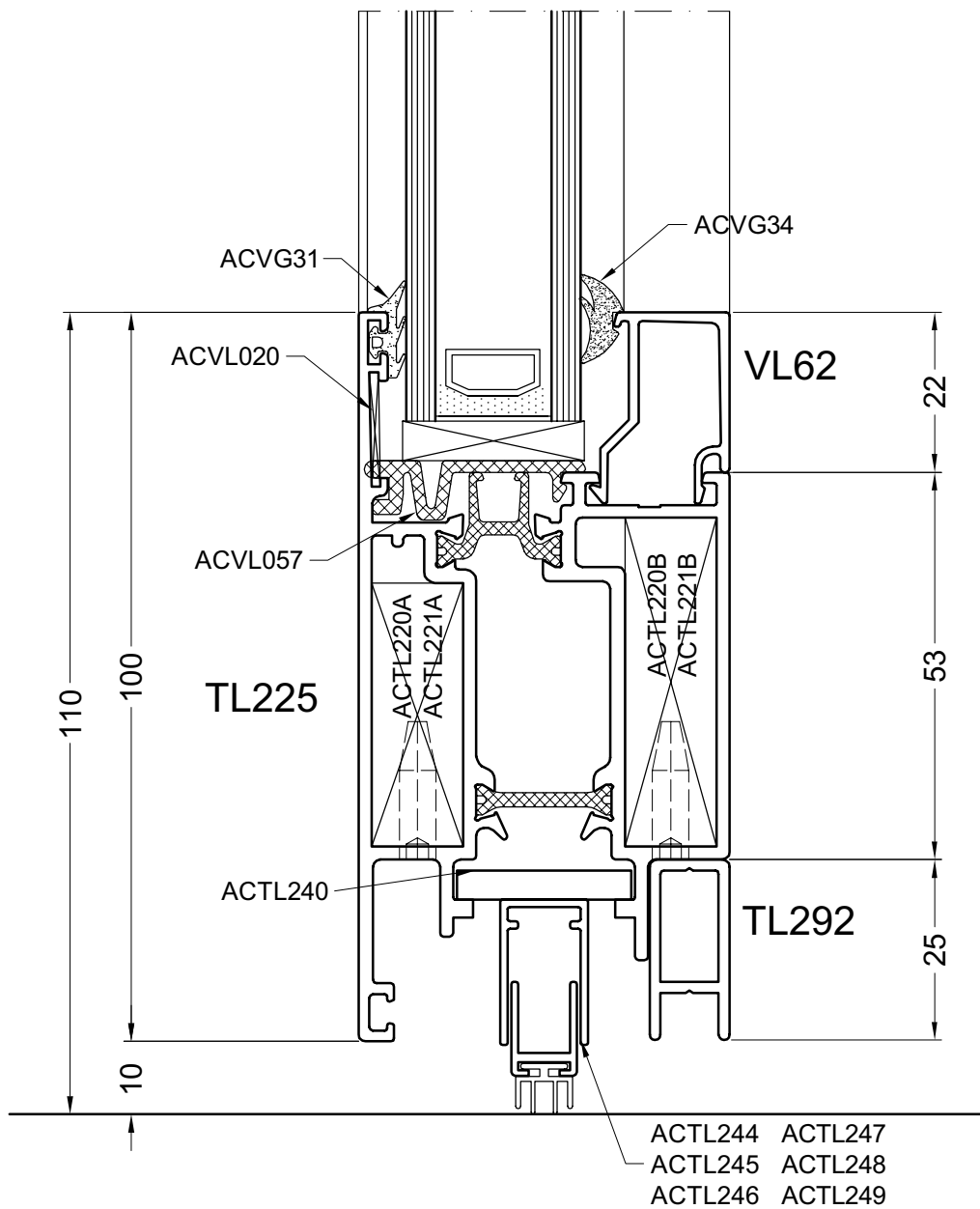
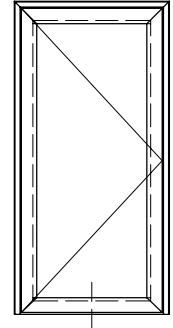
DOORSNEDE - COUPE - SCHNITT - SECTION



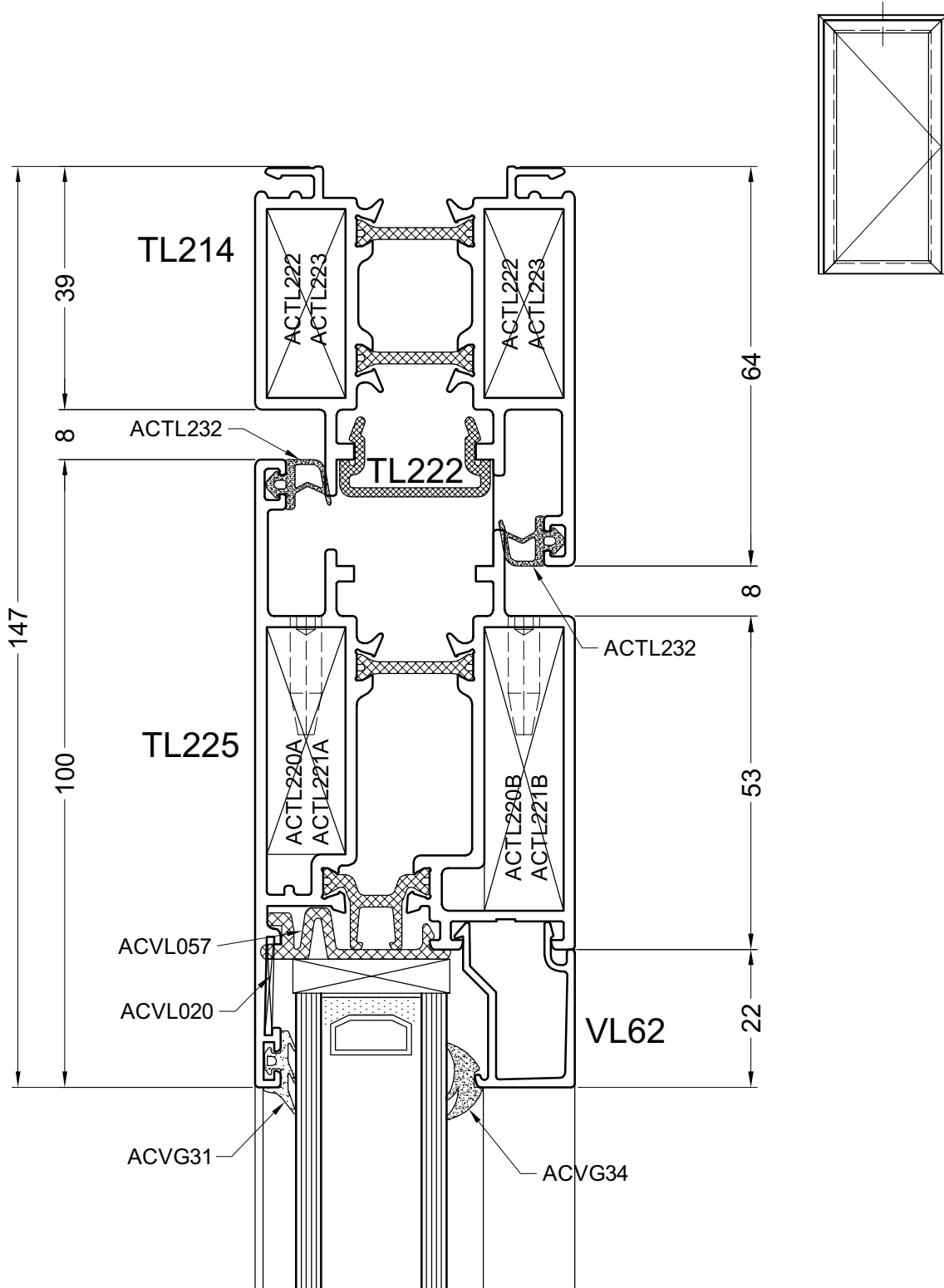
door65

65B

DOORSNEDE - COUPE - SCHNITT - SECTION

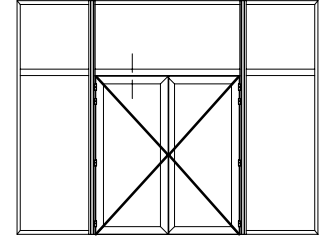
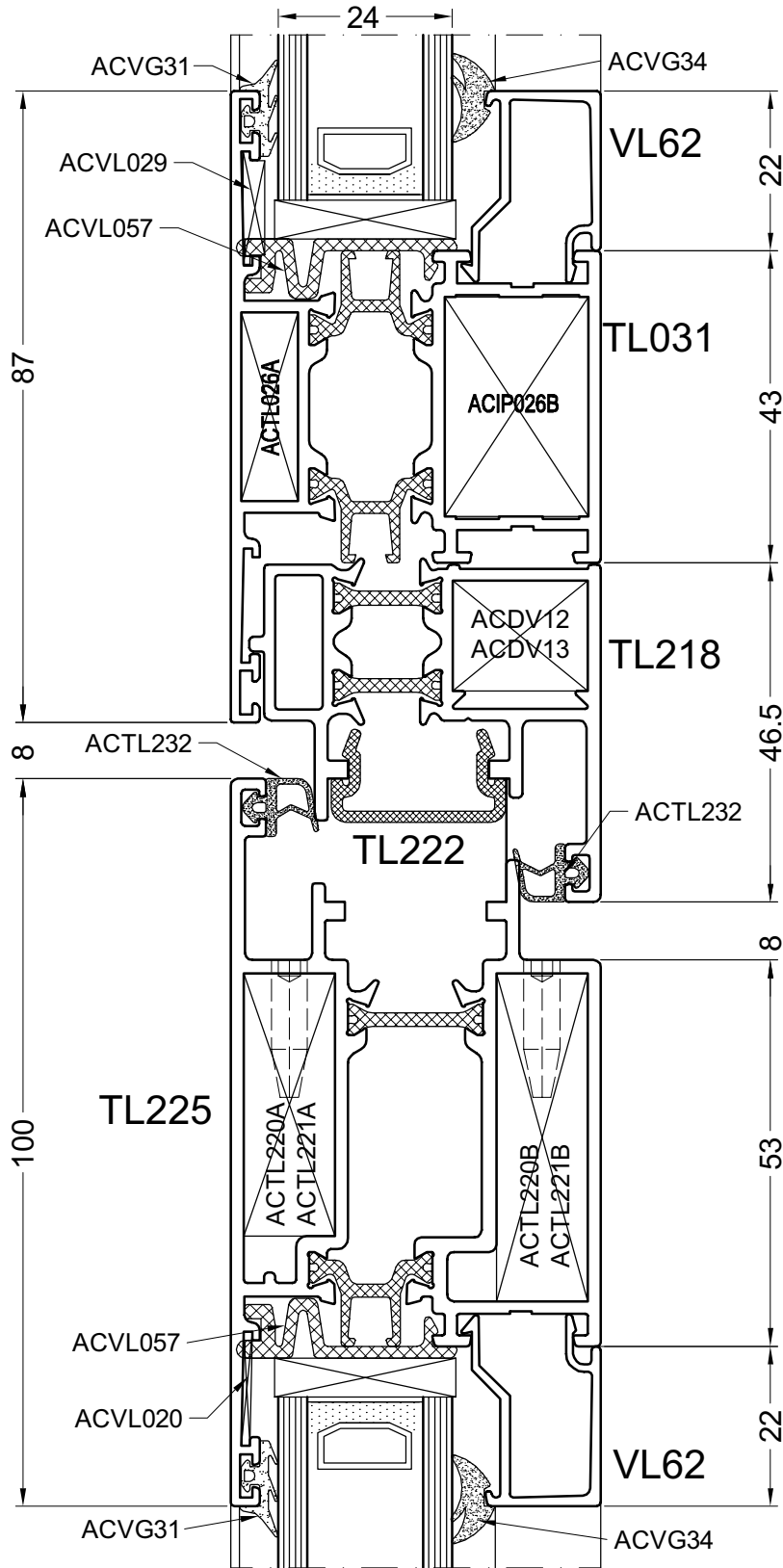


door65b



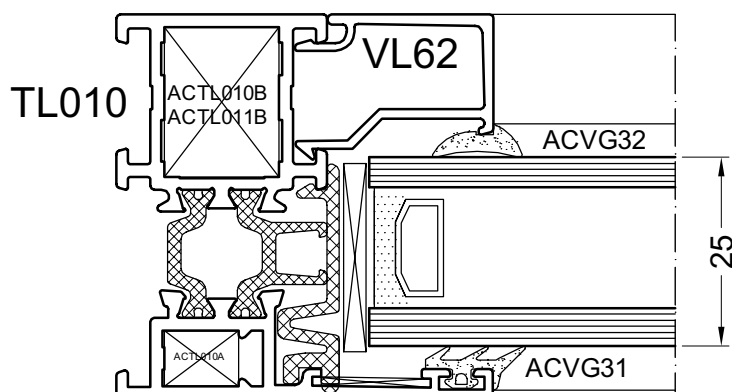
door66





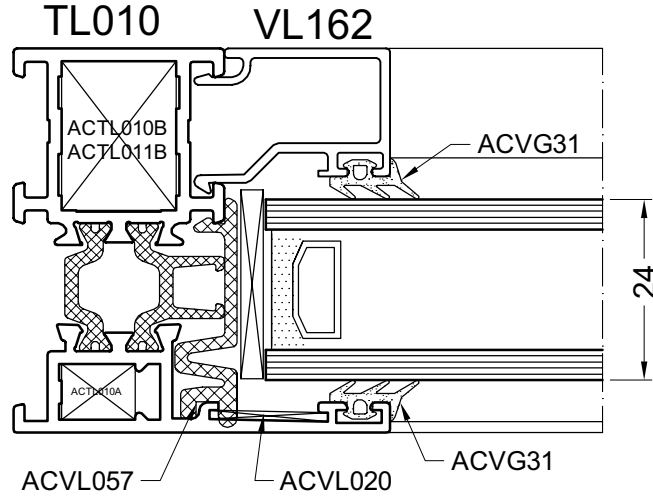
door67





Glasdikte (mm)	Rubber buiten	Rubber binnen	Glaslat
Epaisseur de verre (mm)	Joint ext.	Joint int.	Latte a vitrage
Glas dicke (mm)	Glasdichtung aussen	Glasdichtung innen	Verglasung latte
Glass thicknes (mm)	Gasket outside	Gasket inside	Glazing bead
4	ACVG31	ACVG32	SP065
5	ACVG31	ACVG34	VL65
6	ACVG31	ACVG33	VL65
7	ACVG31	ACVG32	VL65
8	ACVG31	ACVG340	VL640 & IP066
9	ACVG31	ACVG34	VL640 & IP066
10	ACVG31	ACVG33	VL640 & IP066
11	ACVG31	ACVG32	VL640 & IP066
12	ACVG31	ACVG340	VL64 & IP564
13	ACVG31	ACVG34	VL64 & IP564
14	ACVG31	ACVG33	VL64 & IP564
15	ACVG31	ACVG32	VL64 & IP564
16	ACVG31	ACVG34	VL630
17	ACVG31	ACVG33	VL630
18	ACVG31	ACVG32	VL630
19	ACVG31	ACVG34	VL63
20	ACVG31	ACVG33	VL63
21	ACVG31	ACVG32	VL63
22	ACVG31	ACVG340	VL62 & VL66 & VL562
23	ACVG31	ACVG34	VL62 & VL66 & VL562
24	ACVG31	ACVG33	VL62 & VL66 & VL562
25	ACVG31	ACVG32	VL62 & VL66 & VL562
26	ACVG31	ACVG33	VL612
27	ACVG31	ACVG32	VL612
28	ACVG31	ACVG33	VL611 & VL561
29	ACVG31	ACVG32	VL611 & VL561
30	ACVG31	ACVG340	VL610
31	ACVG31	ACVG34	VL610
32	ACVG31	ACVG33	VL610
33	ACVG31	ACVG32	VL610
34	ACVG31	ACVG340	VL61
35	ACVG31	ACVG34	VL61
36	ACVG31	ACVG33	VL61
37	ACVG31	ACVG32	VL61

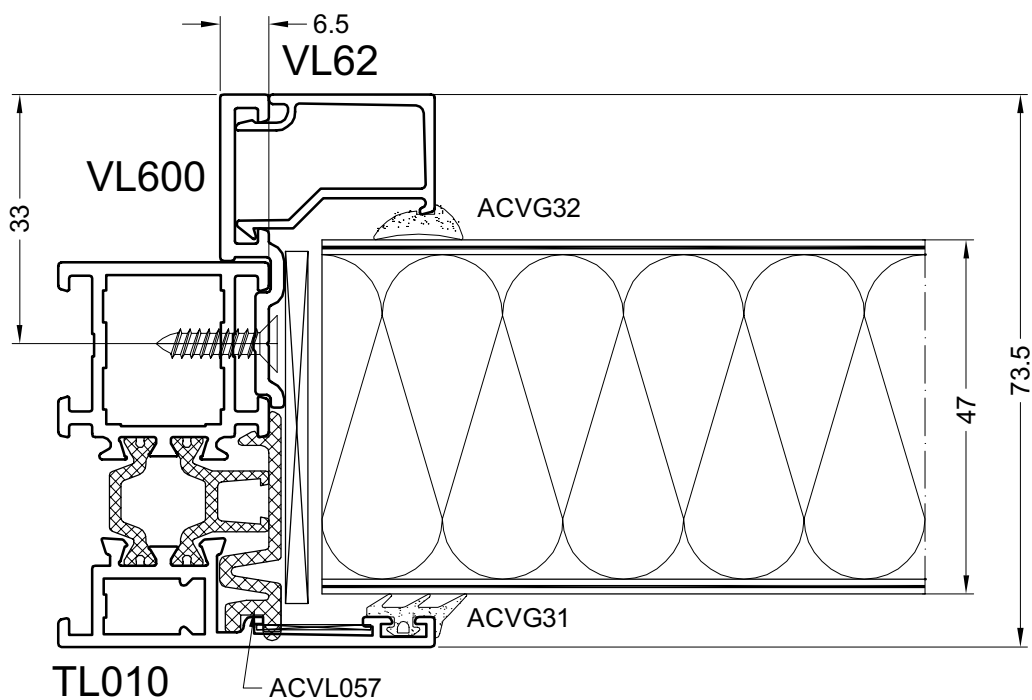
glastL



Glasdikte (mm) Epaisseur de verre (mm) Glas dicke (mm) Glass thickness (mm)	Rubber buiten Joint ext. Glasdichtung aussen Gasket outside	Rubber binnen Joint int. Glasdichtung innen Gasket inside	Glaslat Latte a vitrage Verglasung latte Glazing slat
13	ACVG131	ACVG131	VL164
14	ACVG131	ACVG31	VL164
15	ACVG31	ACVG31	VL164
16	ACVG131	ACVG131	VL167
17	ACVG131	ACVG31	VL167
18	ACVG31	ACVG31	VL167
19	ACVG131	ACVG131	VL163
20	ACVG131	ACVG31	VL163
21	ACVG31	ACVG31	VL163
22	ACVG131	ACVG131	VL162/VL166
23	ACVG131	ACVG31	VL162/VL166
24	ACVG31	ACVG31	VL162/VL166
27	ACVG131	ACVG131	VL161
28	ACVG131	ACVG31	VL161
29	ACVG31	ACVG31	VL161

GLASTABELLEN  
TABLES DE VITRAGE  
VERGLAZUNGS TABELLEN  
GLAZING TABLES

DOORSNEDE - COUPE - SCHNITT - SECTION



Paneeldikte (mm) Epaisseur de panneau(mm) Feld dicke (mm) Panel thickness (mm)	Rubber buiten Joint ext. Glasdichtung aussen Gasket outside	Rubber binnen Joint int. Glasdichtung innen Gasket inside	Glaslat Latte a vitrage Verglasung latte Glazing slat
35	ACVG31	ACVG34	VL64 & IP564
36	ACVG31	ACVG33	VL64 & IP564
37	ACVG31	ACVG32	VL64 & IP564
38	ACVG31	ACVG34	VL630
39	ACVG31	ACVG33	VL630
40	ACVG31	ACVG32	VL630
41	ACVG31	ACVG34	VL63
42	ACVG31	ACVG33	VL63
43	ACVG31	ACVG32	VL63
44	ACVG31	ACVG340	VL62 & VL66 & VL562
45	ACVG31	ACVG34	VL62 & VL66 & VL562
46	ACVG31	ACVG33	VL62 & VL66 & VL562
47	ACVG31	ACVG32	VL62 & VL66 & VL562
48	ACVG31	ACVG33	VL612
49	ACVG31	ACVG32	VL612
50	ACVG31	ACVG33	VL611 & VL561
51	ACVG31	ACVG32	VL611 & VL561
52	ACVG31	ACVG340	VL610
53	ACVG31	ACVG34	VL610
54	ACVG31	ACVG33	VL610
55	ACVG31	ACVG32	VL610
56	ACVG31	ACVG340	VL61
57	ACVG31	ACVG34	VL61
58	ACVG31	ACVG33	VL61
59	ACVG31	ACVG32	VL61

glastabel







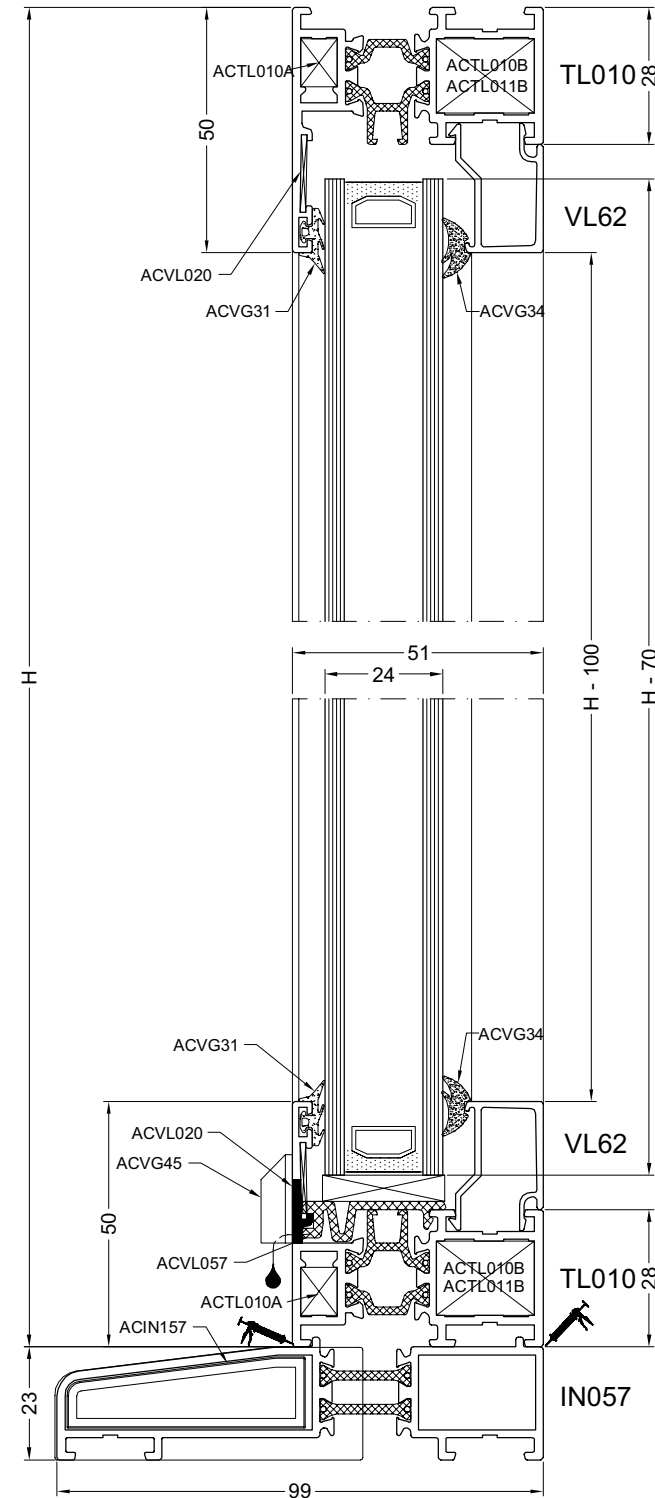






VAST RAAM  
FENETRE FIXE  
FEST FIELD  
FIXED WINDOW

ZAAGTABELLEN - TABLES DE SCIAGES - ZUSCHNITT-TABELLEN - SAWING TABLES



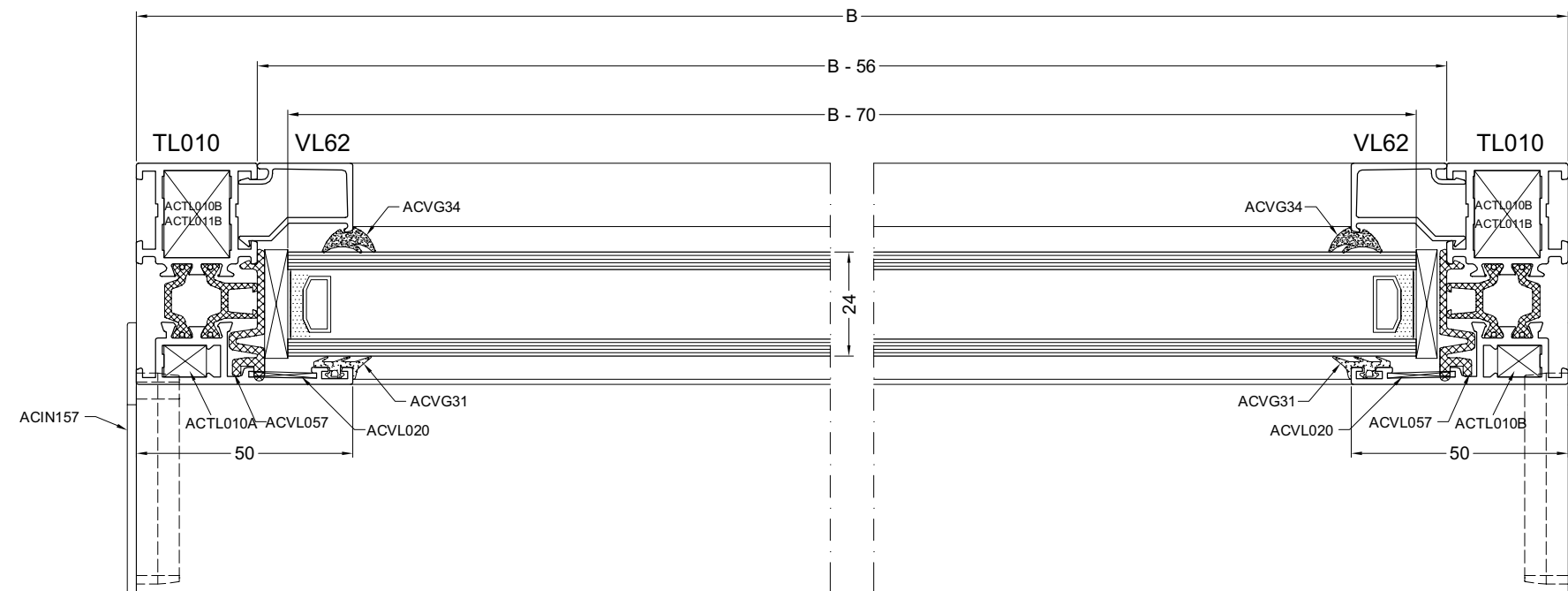

PROFIELEN PROFILES PROFILE PROFILS

TL010		2		B
TL010		2		H
VL6*		2		B - 56
VL6*		2		H - 100
IN057		1		B

TOEBEHOREN ACCESSOIRES  
ZUBEHÖRTEILE ACCESSORIES

ACTL010A	4
ACTL010B/011B	4
ACVL020	4
ACVL057	4
ACVG45	2
ACIN157	1set
ACVG31	2B + 2H -200
ACVG3*	2B + 2H -200

GLASMATEN	B - 70
DIMENSIONS DES VITRAGES	B - 70
GLASSMASSE	H - 70
GLASS SIZES	H - 70

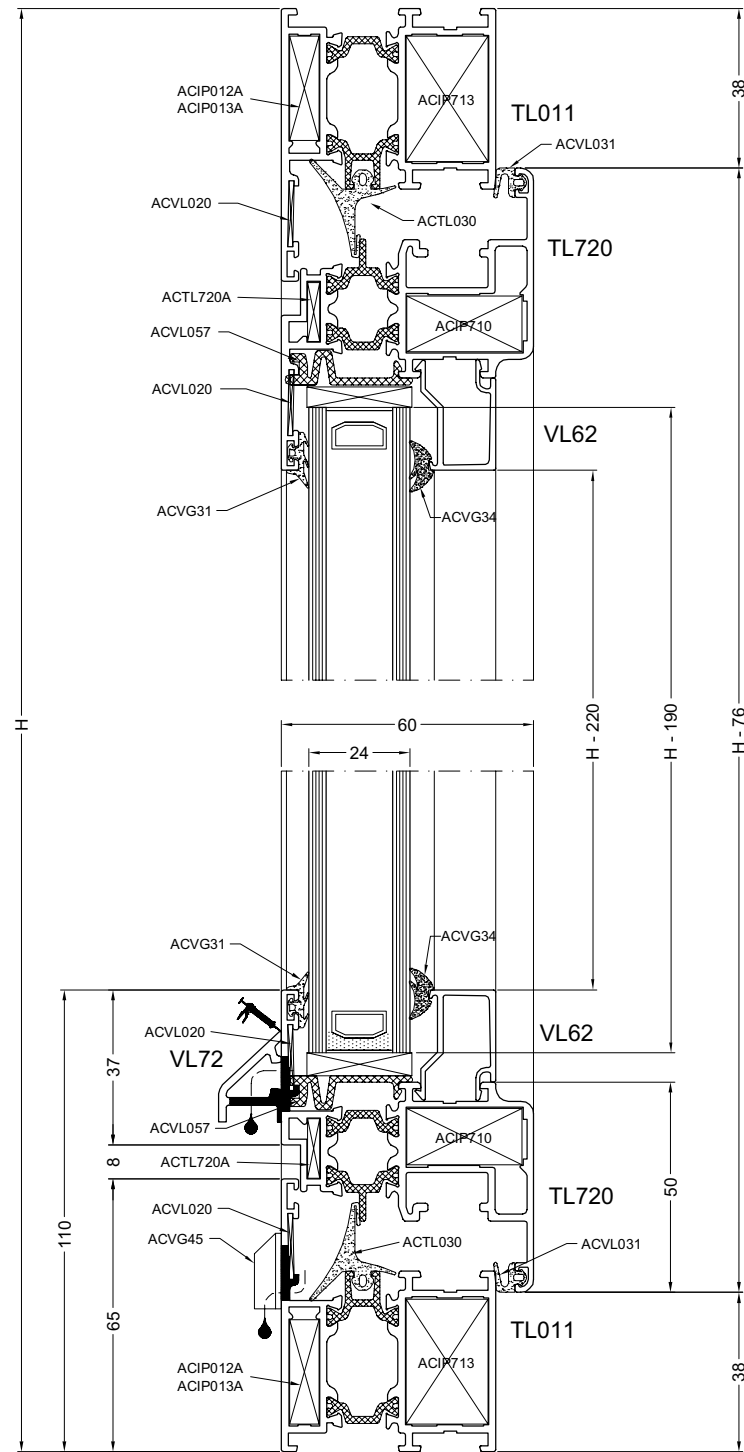


werk01



ENKEL RAAM  
OUVRANT A LA FRANCAISE  
DREHFLUGEL  
CASEMENT WINDOW

ZAAGTABELLEN - TABLES DE SCIAGES - ZUSCHNITT-TABELLEN - SAWING TABLES



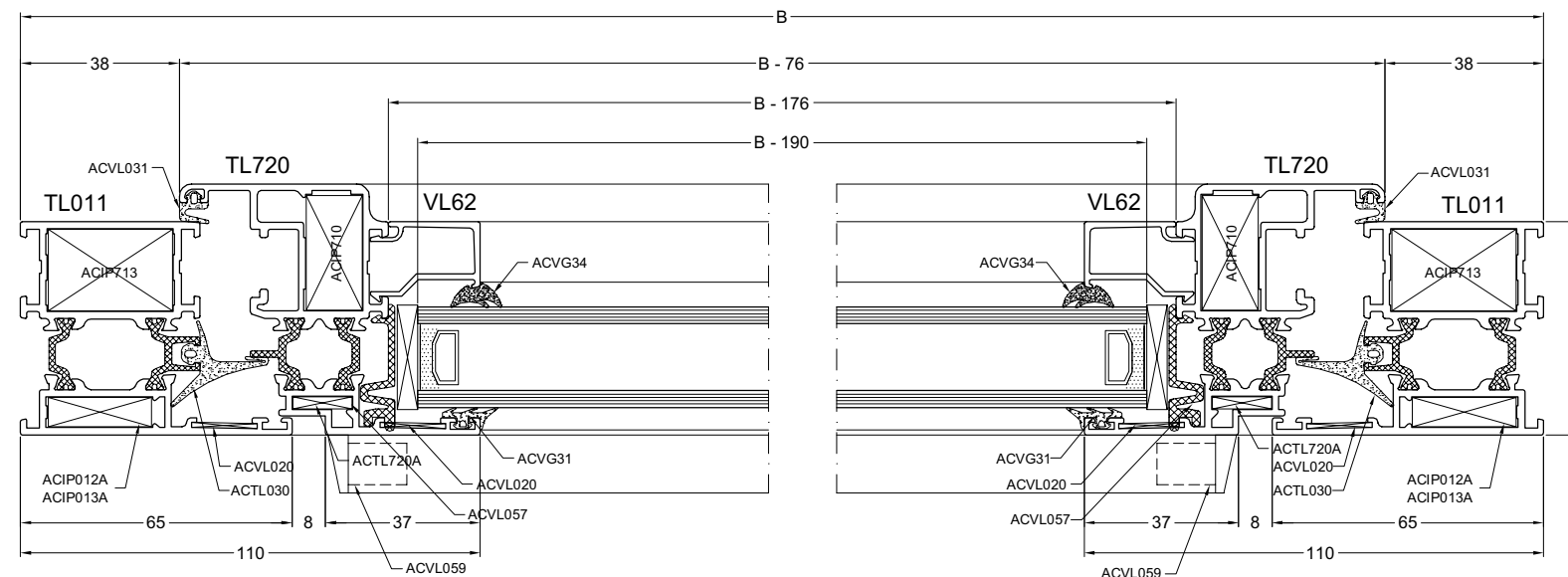
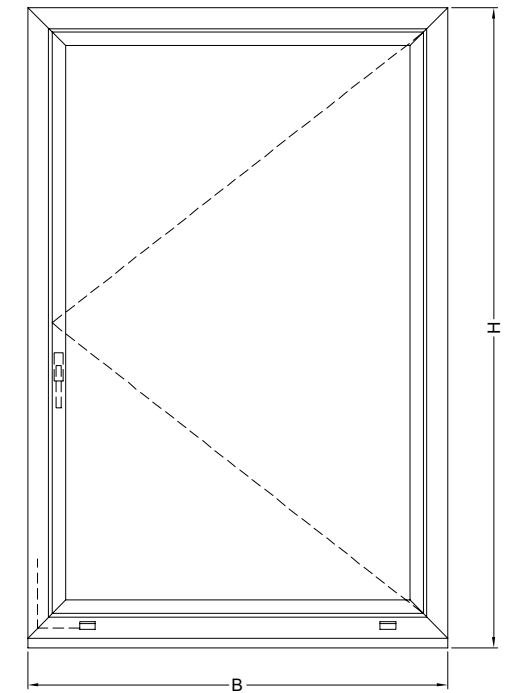
PROFIELEN PROFILES PROFILE PROFILS

TL011		2		B
TL011		2		H
TL720		2		B - 76
TL720		2		H - 76
VL6*		2		B - 176
VL6*		2		H - 220
VL72		1		B - 157

GLASMATEN DIMENSIONS DES VITRAGES GLASSMASSE GLASS SIZES	B - 190 H - 190
---	--------------------

TOEBEHOREN ACCESSOIRES  
ZUBEHÖRTEILE ACCESSORIES

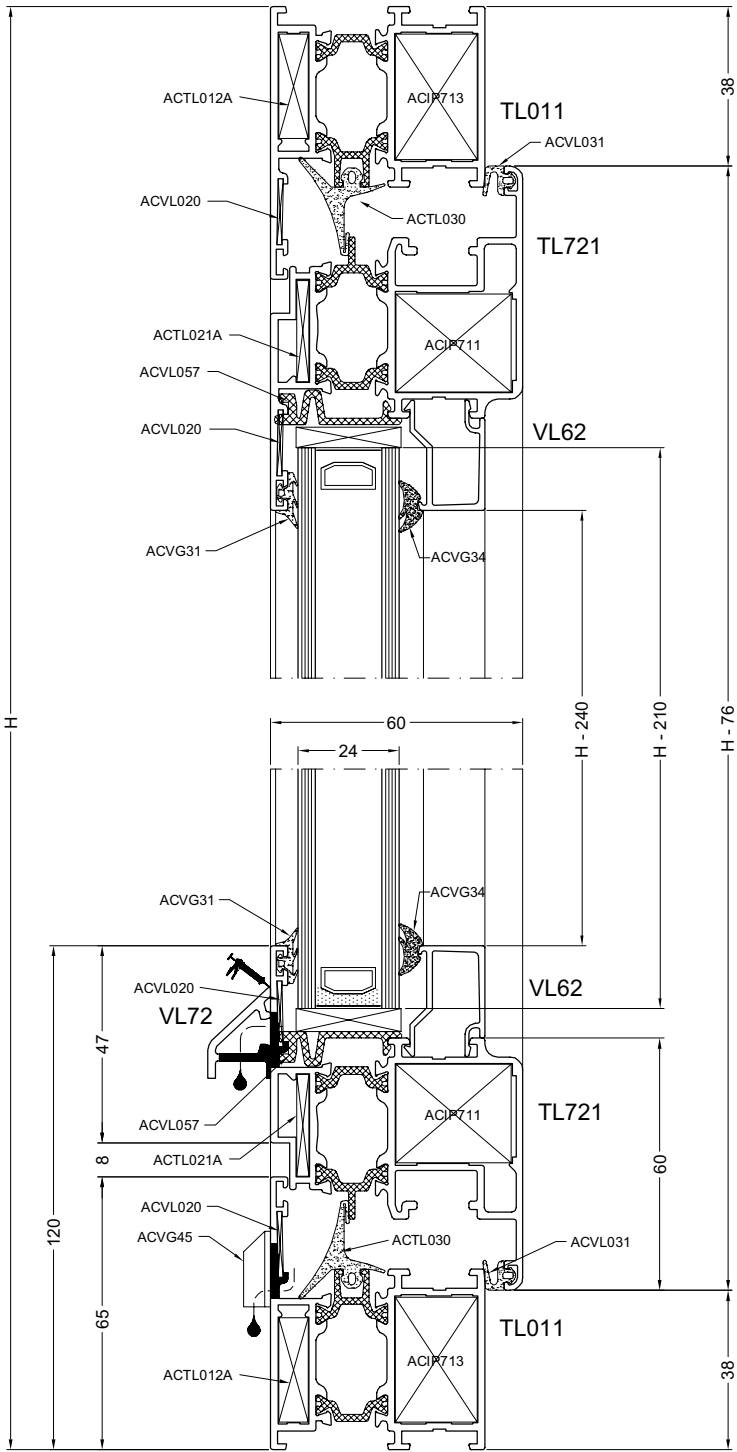
ACIP012A/013A	4
ACIP713	4
ACIP710	4
ACTL720A	4
ACVL020	8
ACVL057	4
ACVG45	2
ACVG31	2B + 2H - 500
ACVG3*	2B + 2H - 500
ACVL031	2B + 2H - 50
ACTL030	2B + 2H - 50
ACVL059	1set



zaag11

ENKEL RAAM  
OUVRANT A LA FRANCAISE  
DREHFLUGEL  
CASEMENT WINDOW

ZAAGTABELLEN - TABLES DE SCIAGES - ZUSCHNITT-TABELLEN - SAWING TABLES



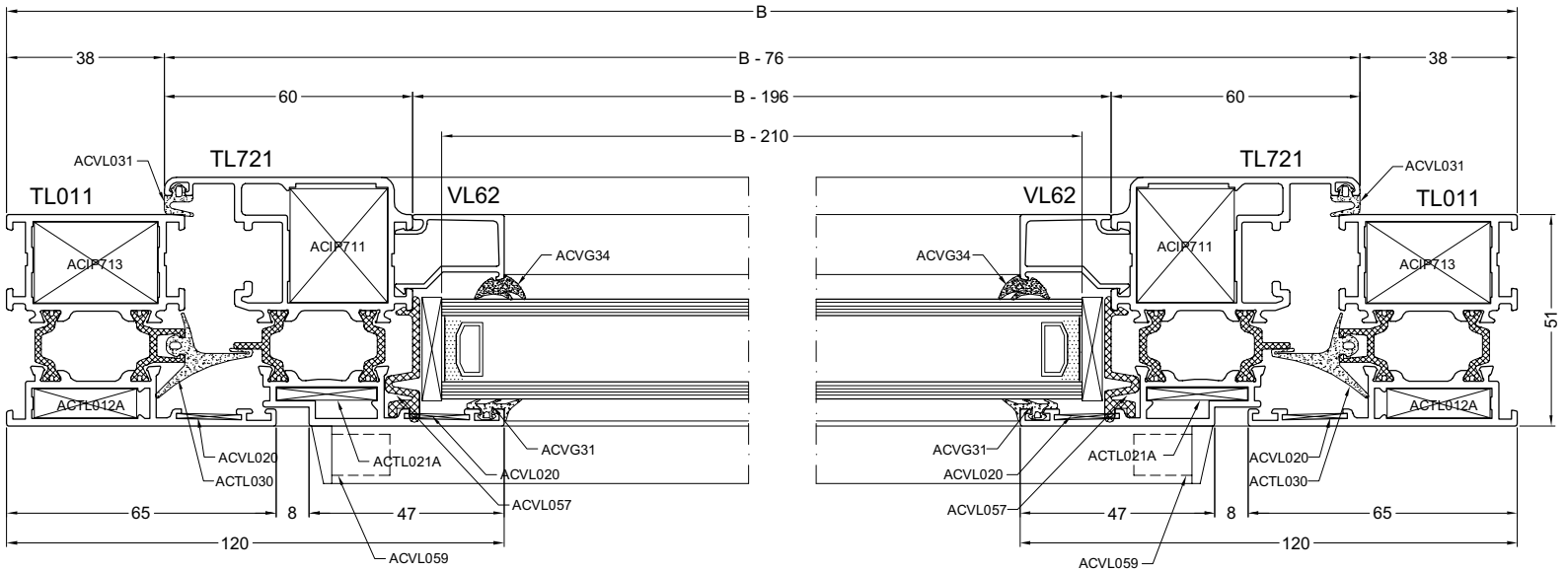
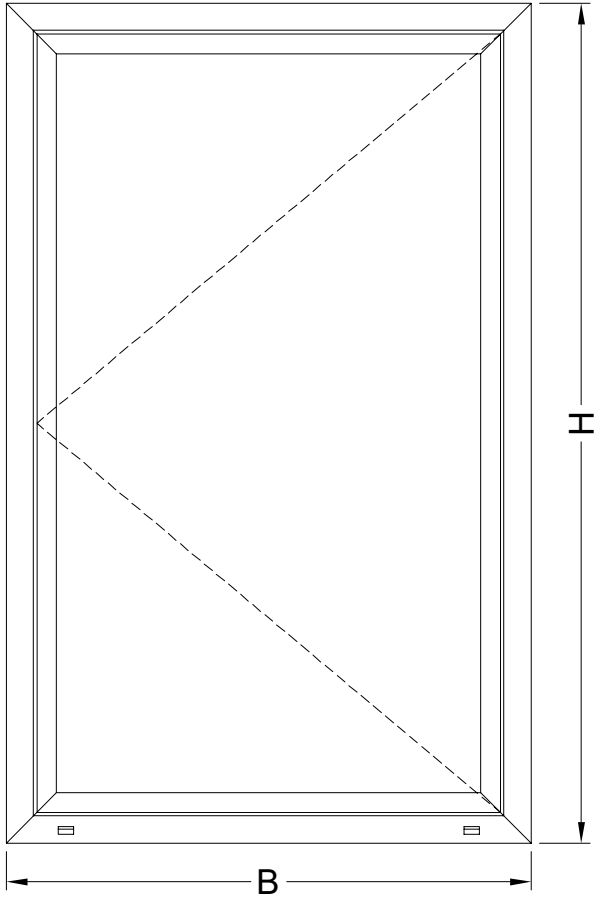
PROFIELEN PROFILES PROFILE PROFILS

TL011		2		B
TL011		2		H
TL721		2		B - 76
TL721		2		H - 76
VL6*		2		B - 196
VL6*		2		H - 240
VL72		1		B - 157

TOEBEHOREN ACCESSOIRES  
ZUBEHÖRTEILE ACCESSORIES

ACTL012A	4
ACIP713	4
ACIP711	4
ACTL021A	4
ACVL020	8
ACVL057	4
ACVG45	2
ACVG31	2B + 2H - 500
ACVG3*	2B + 2H - 500
ACVL031	2B + 2H - 50
ACTL030	2B + 2H - 50
ACVL059	1set

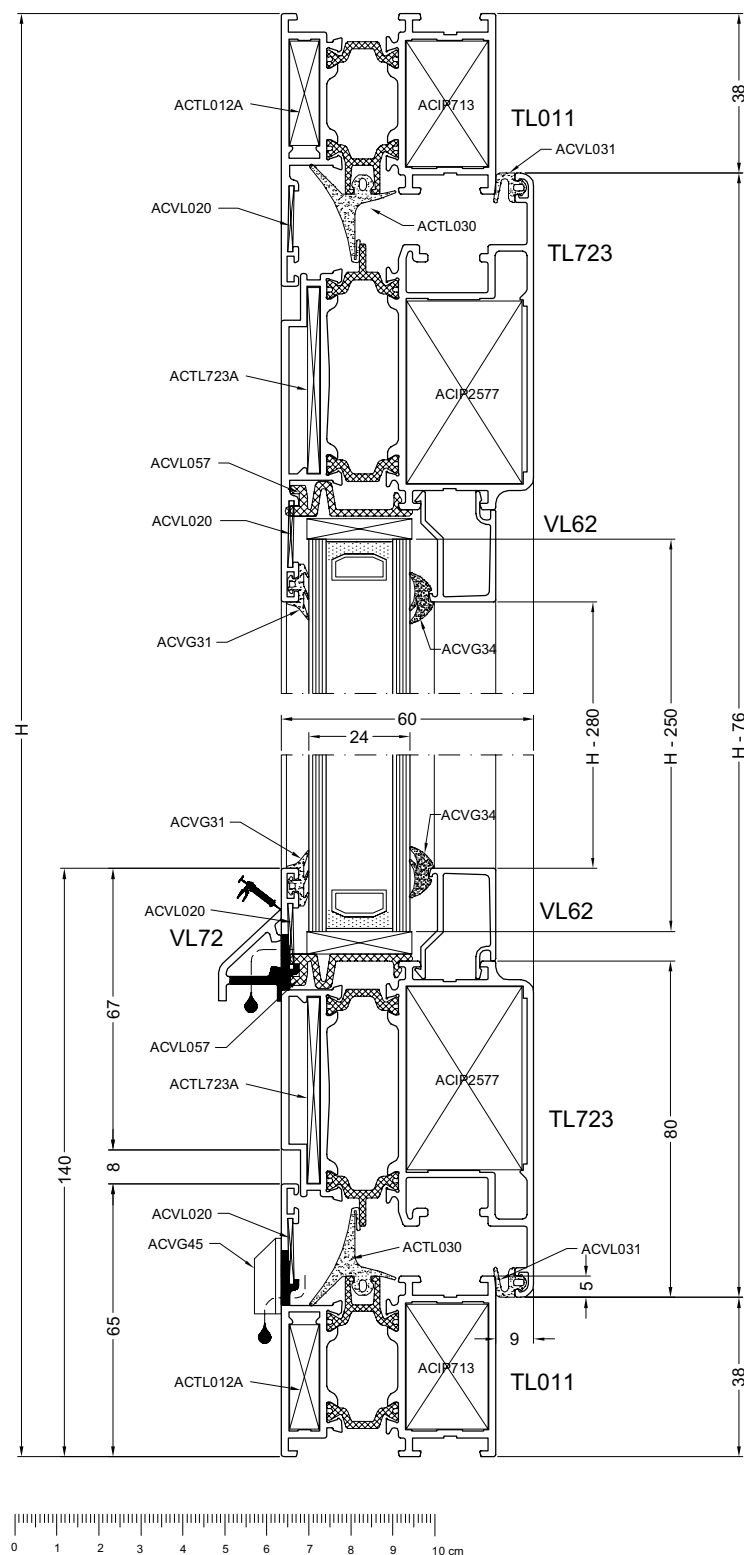
GLASMATEN DIMENSIONS DES VITRAGES GLASMASSE GLASS SIZES	B - 210 H - 210
--	--------------------



zaag13

ENKEL RAAM  
OUVRANT A LA FRANCAISE  
DREHFLUGEL  
CASEMENT WINDOW

ZAAGTABELLEN - TABLES DE SCIAGES - ZUSCHNITT-TABELLEN - SAWING TABLES



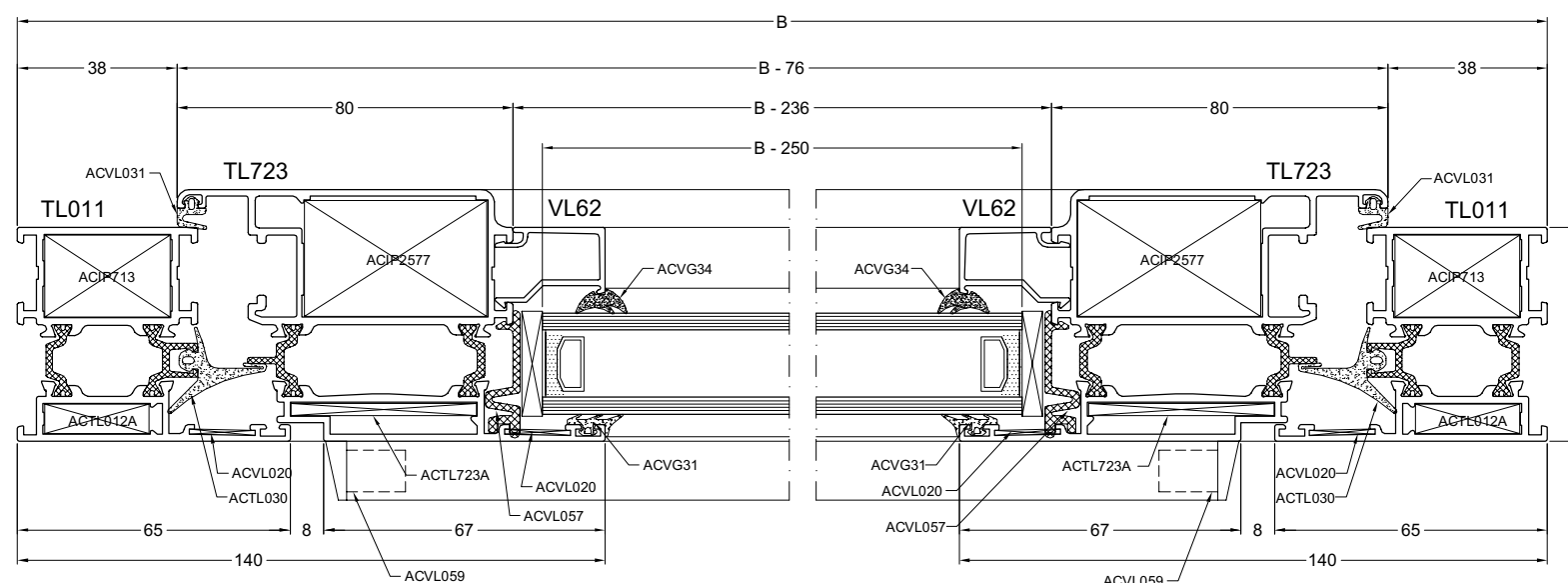
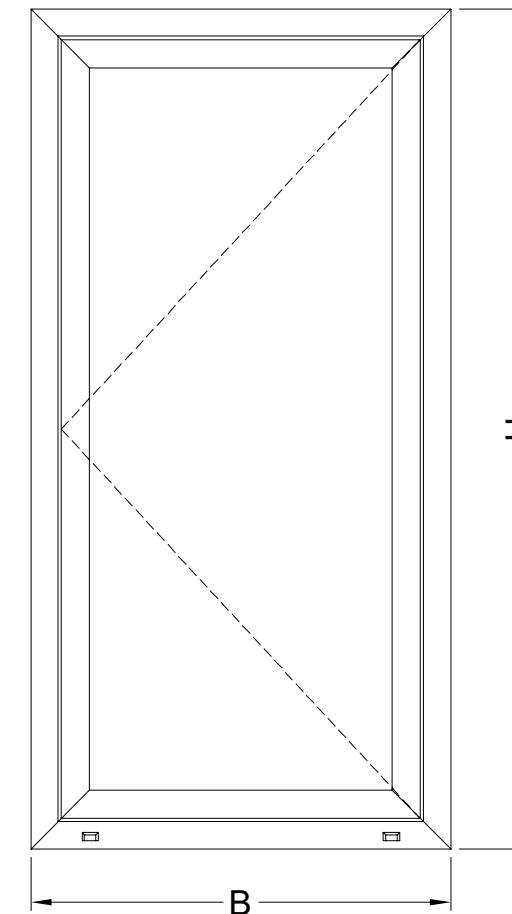
**PROFIELEN PROFILES PROFILE PROFILS**

TL011		2		B
TL011		2		H
TL723		2		B - 76
TL723		2		H - 76
VL6*		2		B - 236
VL6*		2		H - 280
VL72		1		B - 157

**TOEBEHOREN ACCESSOIRES  
ZUBEHÖRTEILE ACCESSORIES**


ACTL012A	4
ACIP713	4
ACIP2577	4
ACTL723A	4
ACVL020	8
ACVL057	4
ACVG45	2
ACVG31	2B + 2H - 500
ACVG3*	2B + 2H - 500
ACVL031	2B + 2H - 50
ACTL030	2B + 2H - 50
ACVL059	1set

GLASMATEN DIMENSIONS DES VITRAGES	B - 250
GLASMASSE GLASS SIZES	H - 250



KIPRAAM NAAR BINNEN OPENEND  
FENETRE BASCULANTE OUVRANT VERS L'INTERIEUR  
KIPFENSTER NACH INNEN OFFNEND  
TILT WINDOW INSIDE OPENING

ZAAGTABELLEN - TABLES DE SCIAGES - ZUSCHNITT-TABELLEN - SAWING TABLES

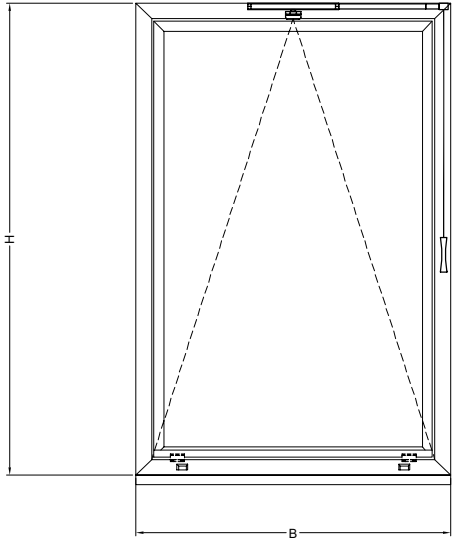


PROFIELEN PROFILES PROFILE PROFILS

TL010	2		B
TL010	2		H
TL020	2		B - 46
TL020	2		H - 46
IN057	1		B
VL6*	2		B - 136
VL6*	2		H - 180
VL72	1		B - 126

TOEBEHOREN ACCESSOIRES  
ZUBEHÖRTEILE ACCESSORIES

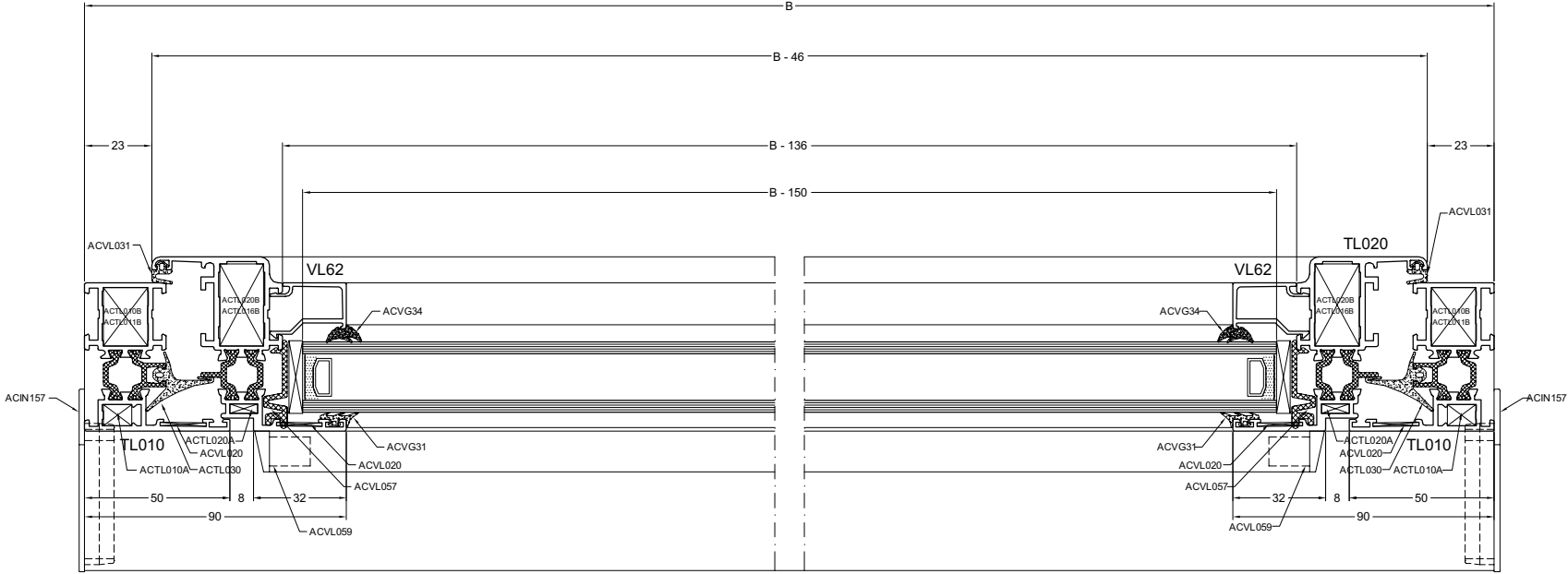
ACTL010A	4
ACTL010B/011B	4
ACTL020A	4
ACTL020B/016B	4
ACVL020	8
ACVL057	8
ACVG45	2
ACVG31	2B + 2H - 500
ACVG3*	2B + 2H - 500
ACMX040	2 OF/OU 3
ACVL031	2B + 2H - 100
ACTL030	2B + 2H - 100
ACVL059	1set
ACVL061	B VL72/300
ACMX900	1
ACIN157	1



MAXIMUM GLASDIKTE SP BELANGRIJK VOOR B SP=GLASDIKTE MIN LUCHTSPATIE												
LES EPAISSEURS MAXIMA PERMISES DU PRODUIT SP VERRIER ET RELATIVES A LA LARGEUR B SP NE COMPREND PAS L'EPAISSEUR DU VIDE D'AIR												
MAXIMUM GLASDICKE WICHTIG FÜR B SP=GLASDICKE MINUS LUFT SPATION												
MAXIMUM GLASS THICKNESS SP RELEVANT TO B SP=ALL GLASS MINUS AIR SPACE												
B	400	500	600	700	800	900	1000	1100	1200	1300	1400	1500
SP	41	41	38	32	27	23	20	18	16	14	13	12

GLASMATEN DIMENSIONS DES VITRAGES  
GLASSMASSE GLASS SIZES  
B - 150  
H - 150


B:MIN=400mm B:MAX=1500mm  
H:MIN=350 H:MAX=1600mm





DRAAIKIP RAAM  
FENETRE OSCILLO BATTANTE  
DREH-KIPP FLUGEL  
TILT AND TURN WINDOW

ZAAGTABELLEN - TABLES DE SCIAGES - ZUSCHNITT-TABELLEN - SAWING TABLES



PROFIELN PROFILE PROFILE PROFILS

TL010		2		B
TL010		2		H
TL020		2		Bv
TL020		2		Hv
IN057		1		B
VL6*		2		B - 136
VL6*		2		H - 180
VL72		1		B - 126

TOEBEHOREN ACCESSOIRES  
ZUBEHÖRTEILE ACCESSORIES

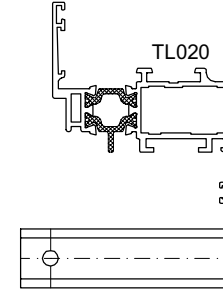
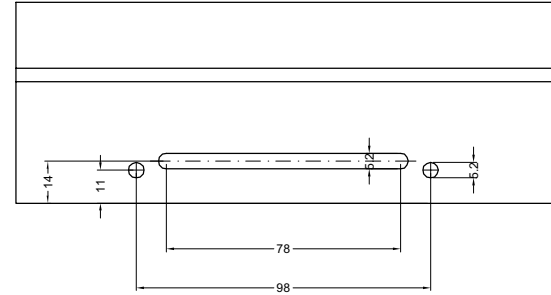
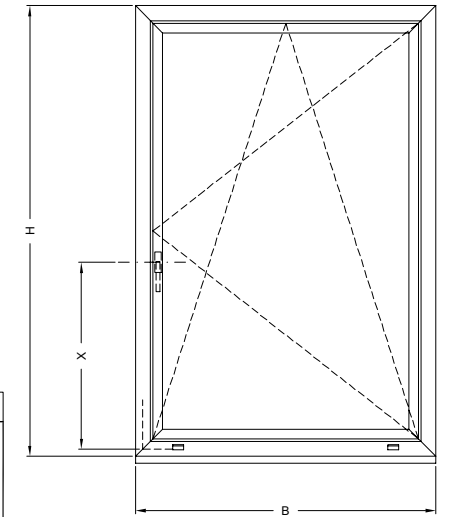
ACTL010A	4
ACTL010B/011B	4
ACTL020A	4
ACTL020B/016B	4
ACVL020	8
ACVL057	6
ACVG45	2
ACVG31	2B + 2H - 500
ACVG3*	2B + 2H - 500
ACVL031	2B + 2H - 100
ACTL030	2B + 2H - 100
ACVL059	1set
ACVL061	B VL72/300
ACIN157	1 set

DRAAI-KIP \*\* OSCILLO-BATTENT \*\* DREH-KIP \*\* TURN & TILT

Hv	Bv	402-750	526-1200	816-1080	1080-1700	1200-1700
500-1080		ACFA070XX 1x	ACFA070XX 1x	ACFA070XX 1x	ACFA070XX 1x	
		ACFA071 1x	ACFA081XX 1x	ACFA081XX 1x	ACFA073 1x	
		ACFA081XX 1x	(ACFA084XX) 1x	(ACFA084XX) 1x	ACFA079 1x	
		(ACFA084XX) 1x	ACFA072 1x	ACFA073 1x	ACFA081XX 1x	
		VL59 1x(Bv-372)	VL59 1x(Bv-496)	VL59 1x(Bv-750)	(ACFA084XX) 1x	
1080-2400		VL59 X-147	VL59 X-147	VL59 X-147	VL59 1x(Bv-750)	
		VL59 Hv-(X+191)	VL59 Hv-(X+191)	VL59 Hv-(X+191)	VL59 1x(Bv/2)-154	
		ACFA070XX 1x	ACFA070XX 1x	ACFA070XX 1x	ACFA070XX 1x	
		ACFA071 1x	ACFA072 1x	ACFA073 1x	ACFA073 1x	
		ACFA078 1x	ACFA078 1x	ACFA078 1x	ACFA078 1x	

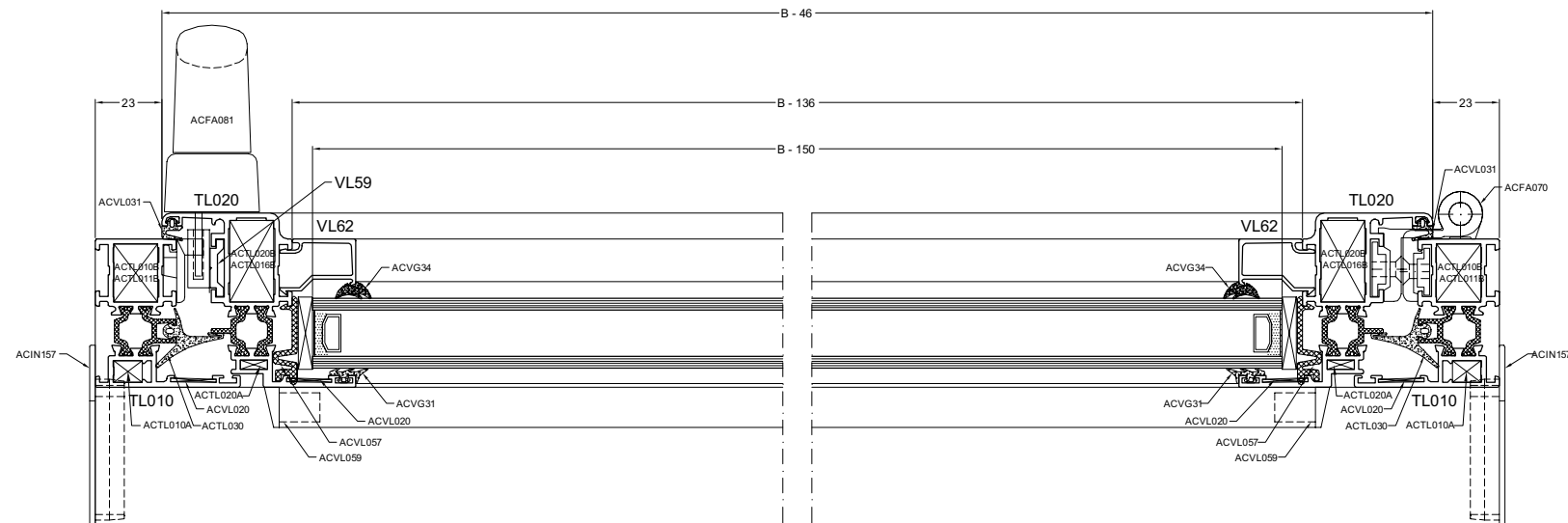
KIP-DRAAI \*\* MANOEUVRE LOGIQUE \*\* KIPDREH \*\* TILT BEFORE TURN

Hv	Bv	402-750	562-1200	816-1080	1080-1700
500-1080		ACFA061 1x	ACFA062 1x	ACFA063 1x	ACFA063 1x
		ACFA069 1x	ACFA069 1x	ACFA069 1x	ACFA065 1x
		ACFA081XX 1x	ACFA081XX 1x	ACFA081XX 1x	ACFA069 1x
		(ACFA082XX) 1x	(ACFA082XX) 1x	(ACFA082XX) 1x	ACFA078 1x
		VL59 1x(Bv-372)	VL59 1x(Bv-496)	VL59 1x(Bv-750)	ACFA081XX 1x
1080-2400		VL59 X-147	VL59 X-147	VL59 X-147	(ACFA082XX) 1x
		VL59 Hv-(X+191)	VL59 Hv-(X+191)	VL59 Hv-(X+191)	ACFA081XX 1x
		ACFA061 1x	ACFA062 1x	ACFA063 1x	ACFA063 1x
		ACFA069 1x	ACFA069 1x	ACFA069 1x	ACFA065 1x
		ACFA078 1x	ACFA078 1x	ACFA078 1x	ACFA069 1x



GLASMATEN  
DIMENSIONS DES VITRAGES B - 150  
GLASSMASSE  
GLASS SIZES H - 150


Bv = B - 46  
Hv = H - 46



werk05

STOLPRAAM  
DOUBEL OUVRANT A LA FRANCAISE  
STULPFENSTER  
DOUBLE CASEMENT WINDOW

ZAAGTABELLEN - TABLES DE SCIAGES - ZUSCHNITT-TABELLEN - SAWING TABLES

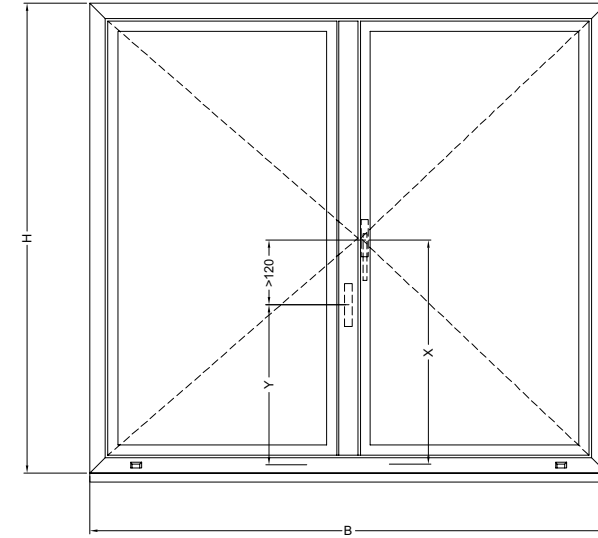
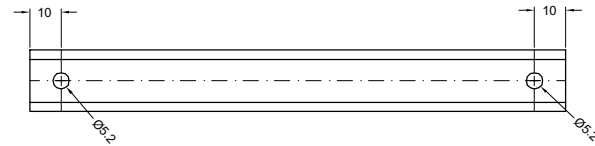
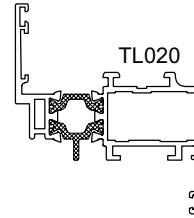
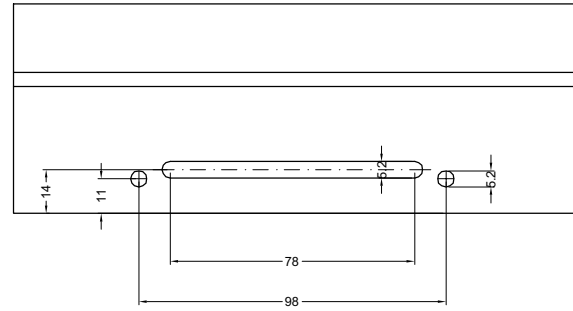


PROFIELEN PROFILES PROFILE PROFILS

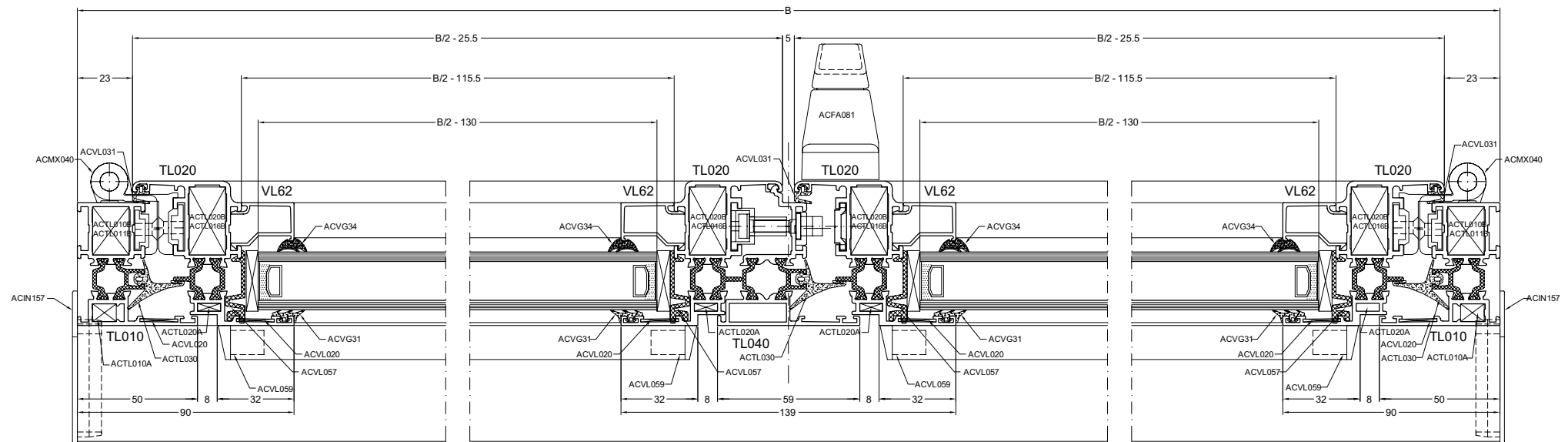
Profile	Quantity	Material	Thickness	Notes
TL010	2	Al	B	
TL010	2	Al	H	
TL020	4	Al	B/2 - 25.5	
TL020	4	Al	H - 46	
TL040	1	Al	HV - 74	
IN057	1	Al	B	
VL6*	4	Al	B/2 - 115.5	
VL6*	4	Al	H - 180	
VL59	1	Al	X - 100	
VL59	1	Al	H - (X + 146)	
VL59	1	Al	Y - 175	
VL59	1	Al	H - (Y + 189)	
VL72	2	Al	B/2 - 106.5	

TOEBEHOREN ACCESSOIRES  
ZUBEHÖRTEILE ACCESSORIES

Accessory	Quantity
ACTL010A	4
ACTL010B/011B	4
ACTL020A	8
ACTL020B/016B	8
ACVL020	12
ACVL057	8
ACVG45	2
ACVG31	4H+2B-1000
ACVG3*	4H+2B-1000
ACMX040	4 OF/OU 6
ACFA081	1
ACFA050	1 SET
ACFA051	1
ACFA083	1
ACFA055/056	1 SET
ACTL054	1 SET
ACMX055	1 SET
ACVL031	3H+2B-200
ACTL030	3H+2B-200
ACVL059	2 SETS
ACVL061	B VL72/300
ACIN157	1 SET

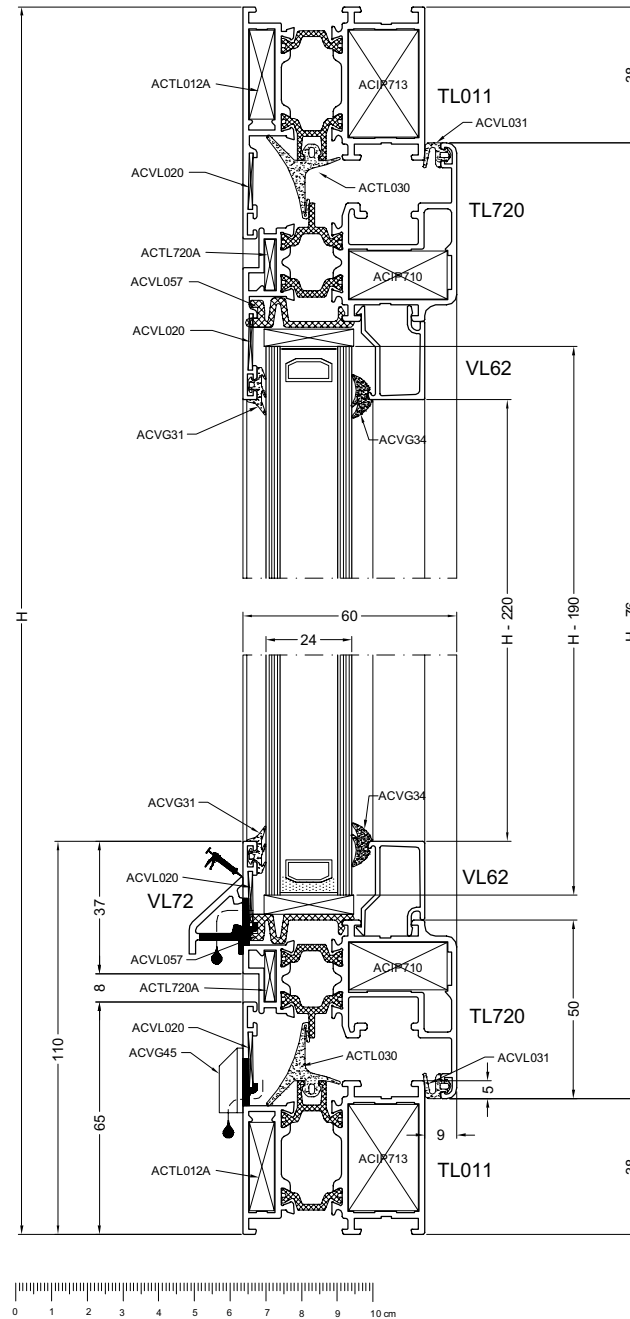


GLASMATEN DIMENSIONS DES VITRAGES  
GLASSMASSE GLASS SIZES  
B/2 - 130  
H - 150



STOLPRAAM  
DOUBEL OUVRANT A LA FRANCAISE  
STULPFENSTER  
DOUBLE CASEMENT WINDOW

ZAAGTABELLEN - TABLES DE SCIAGES - ZUSCHNITT-TABELLEN - SAWING TABLES



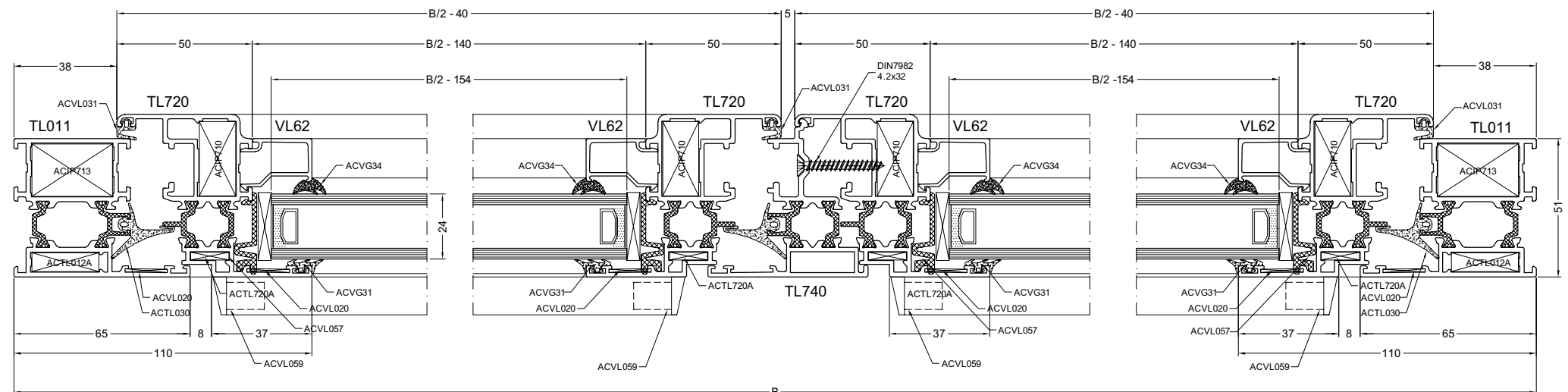
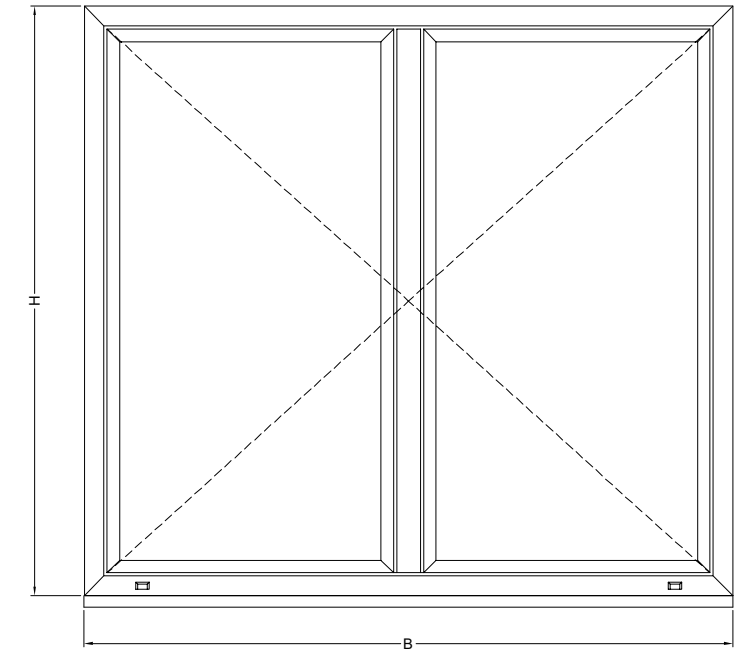
PROFIEN PROFILES PROFILE PROFILS

TL011		2		B
TL011		2		H
TL720		4		B/2 - 40
TL720		4		H - 76
TL740		1		H - 150
VL6*		4		B/2 - 140
VL6*		4		H - 220
VL72		2		B/2 - 121

TOEBEHOREN ACCESSOIRES  
ZUBEHÖRTEILE ACCESSORIES

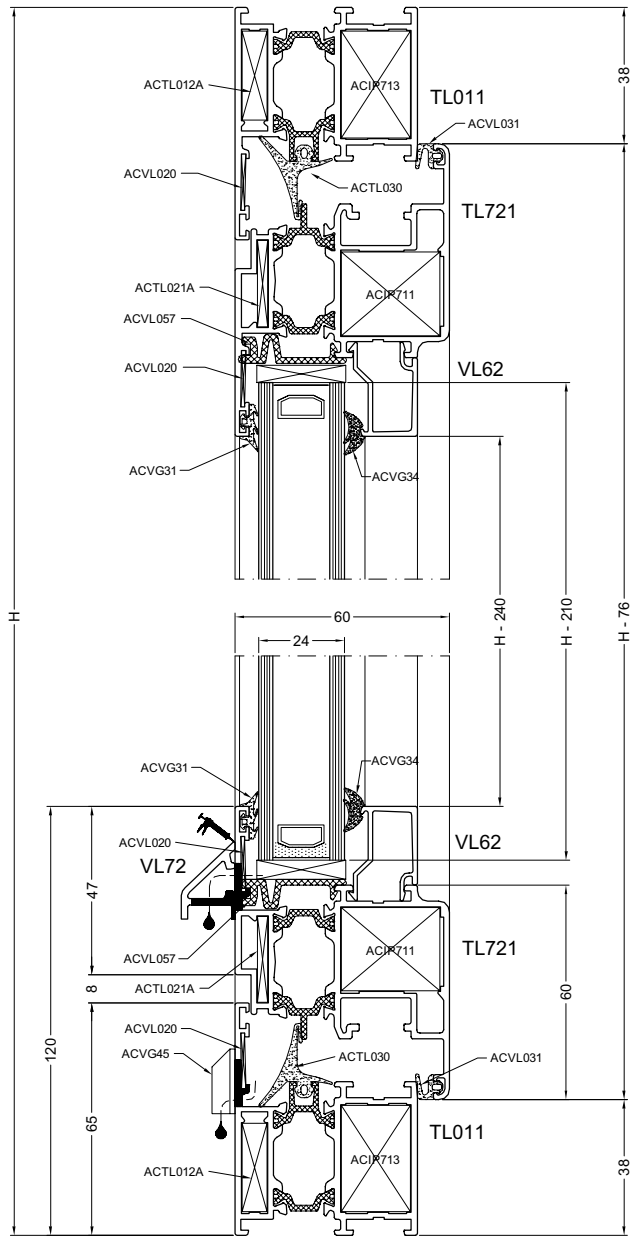
ACTL012A	4
ACIP713	4
ACTL720A	8
ACIP710	8
ACVL020	12
ACVL057	8
ACVG45	3
ACTL754	1
ACVG31	2B + 4H - 500
ACVG3*	2B + 4H - 500
ACVL031	2B + 3H - 50
ACTL030	2B + 3H - 50
ACVL059	2sets

GLASMATEN DIMENSIONS DES VITRAGES B/2 - 154  
GLASMASSE GLASS SIZES H - 190



STOLPRAAM  
DOUBEL OUVRANT A LA FRANCAISE  
STULPFENSTER  
DOUBLE CASEMENT WINDOW

ZAAGTABELLEN - TABLES DE SCIAGES - ZUSCHNITT-TABELLEN - SAWING TABLES



PROFIELN PROFILES PROFILE PROFILS

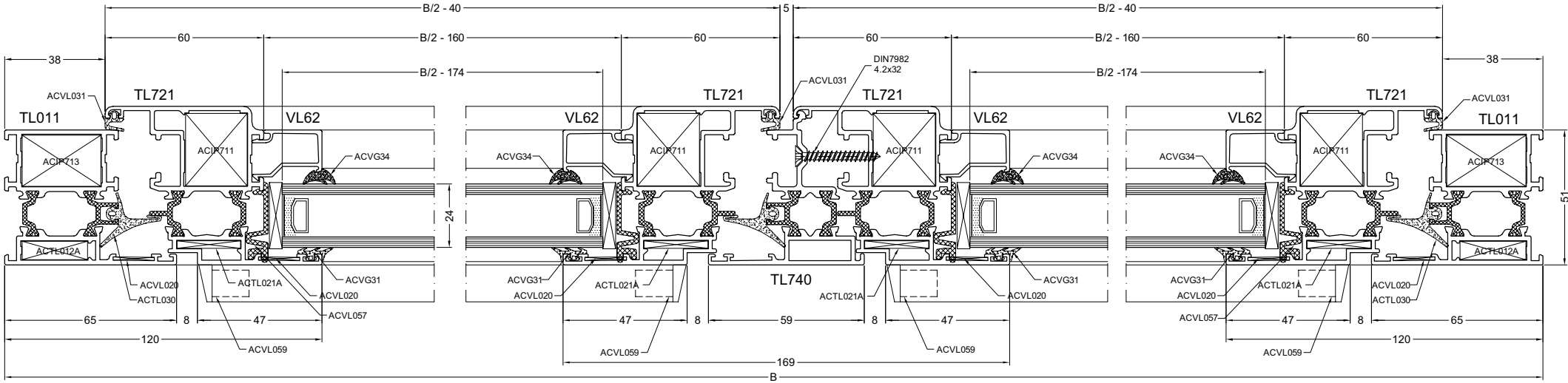
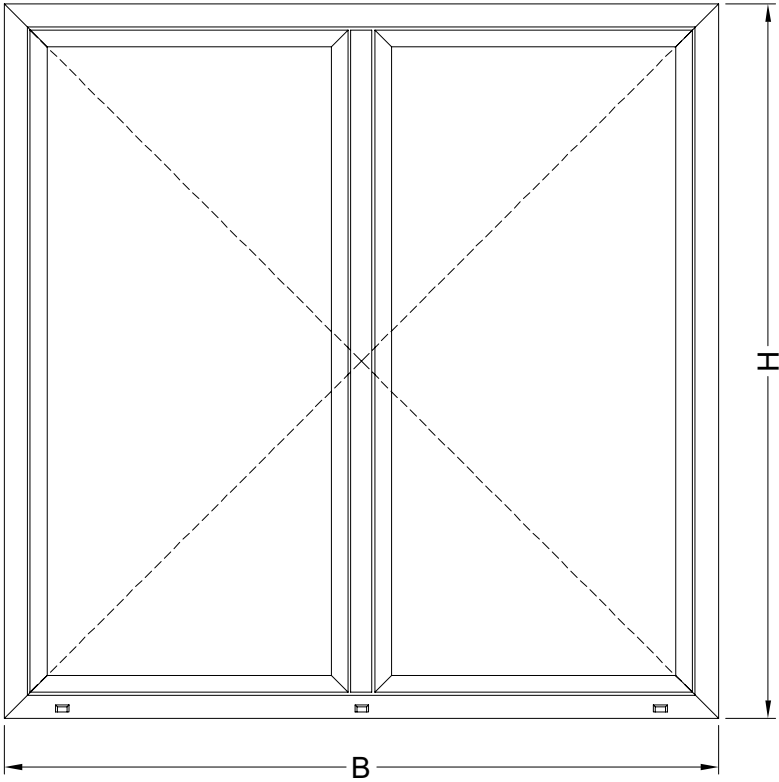
TL011		2		B
TL011		2		H
TL721		4		B/2 - 40
TL721		4		H - 76
TL740		1		H - 150
VL6*		4		B/2 - 160
VL6*		4		H - 240
VL72		2		B/2 - 121

TOEBEHOREN ACCESSOIRES  
ZUBEHORTEILE ACCESSORIES

ACTL012A	4
ACIP713	4
ACTL021A	8
ACIP711	8
ACVL020	12
ACVL057	8
ACVG45	3
ACTL754	1
ACVG31	2B + 4H - 500
ACVG3*	2B + 4H - 500
ACVL031	2B + 3H - 50
ACTL030	2B + 3H - 50
ACVL059	2sets

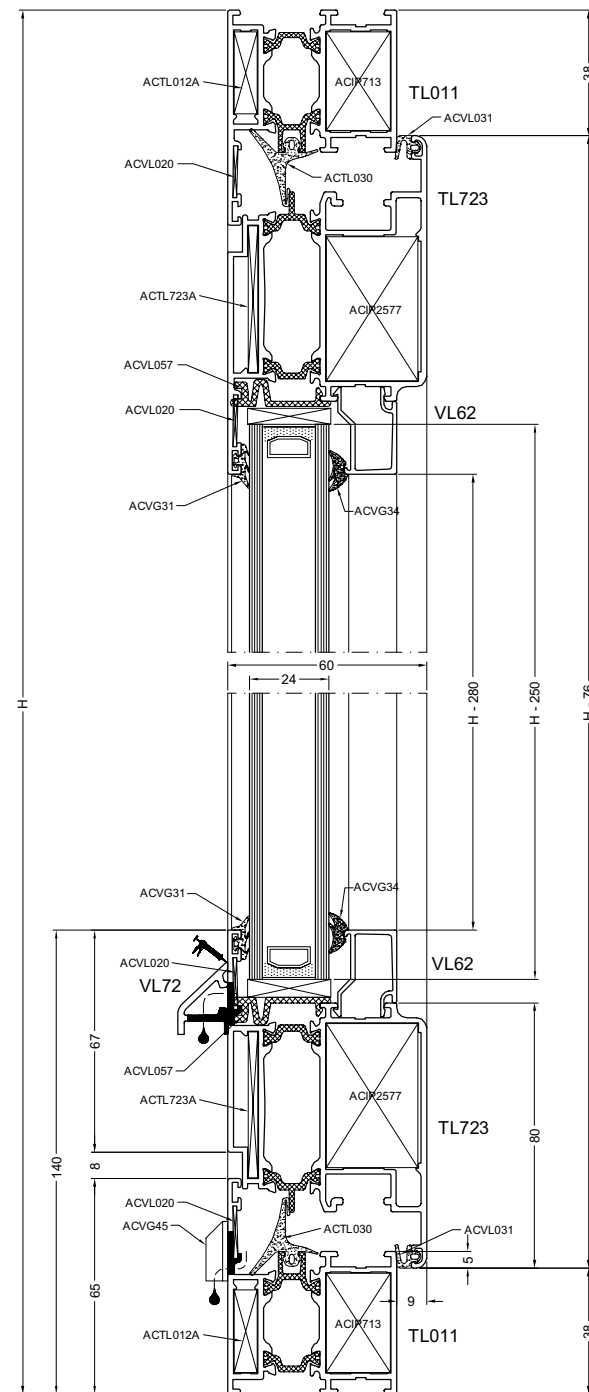
GLASMATEN  
DIMENSIONS DES VITRAGES  
GLASSIZES  
GLASS SIZES

B/2 - 174  
H - 210



STOLPRAAM  
DOUBEL OUVRANT A LA FRANCAISE  
STULPFENSTER  
DOUBLE CASEMENT WINDOW

ZAAGTABELLEN - TABLES DE SCIAGES - ZUSCHNITT-TABELLEN - SAWING TABLES



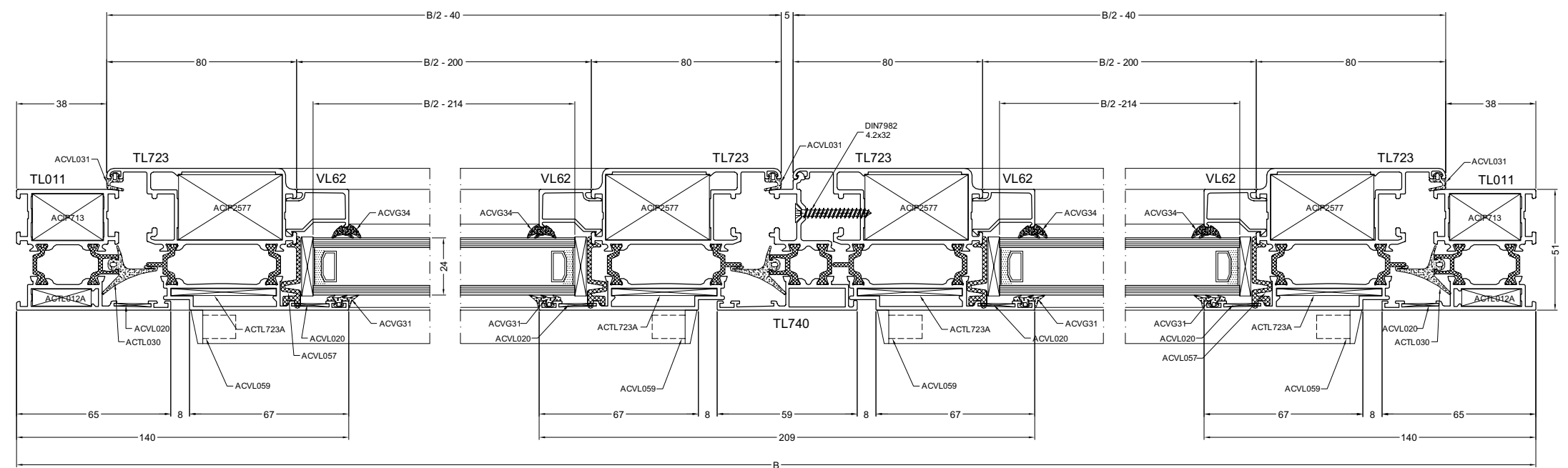
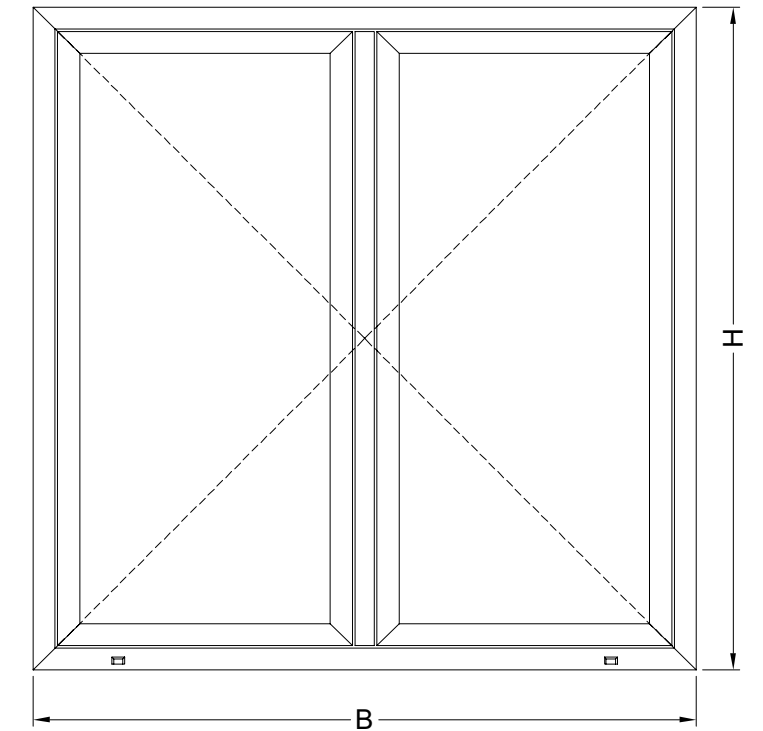
PROFIELEN PROFILS PROFILE PROFILES

TL011	2	B
TL011	2	H
TL723	4	B/2 - 40
TL723	4	H - 76
TL740	1	H - 150
VL6*	4	B/2 - 200
VL6*	4	H - 280
VL72	2	B/2 - 121

TOEBEHOREN ACCESSOIRES  
ZUBEHÖRTEILE ACCESSORIES

ACTL012A	4
ACIP713	4
ACTL723A	8
ACIP2577	8
ACVL020	12
ACVL057	8
ACVG45	3
ACTL754	1
ACVG31	2B + 4H - 500
ACVG3*	2B + 4H - 500
ACVL031	2B + 3H - 50
ACTL030	2B + 3H - 50
ACVL059	2sets


GLASMATEN DIMENSIONS DES VITRAGES  
GLASMASSE GLASS SIZES  
B/2 - 214  
H - 250



zaag16

DUBBEL NAAR BINNEN DRAAIEND RAAM  
DOUBLE OUVRANT VERS L'INTERIEUR  
DOPPELT FLUGEL NACH INNEN OFFNEND  
DOUBLE WINDOW INSIDE OPENING

ZAAGTABELLEN - TABLES DE SCIAGES - ZUSCHNITT-TABELLEN - SAWING TABLES



PROFIELN PROFILES PROFILE PROFILS

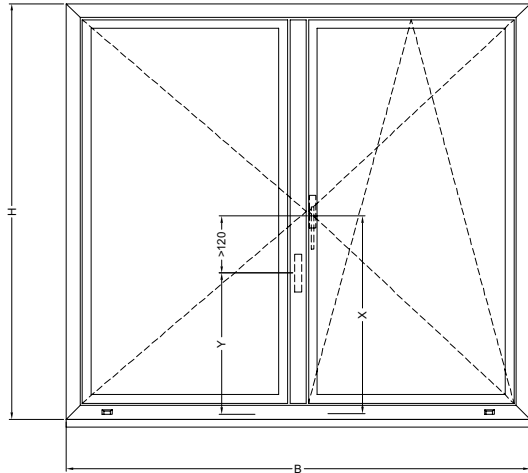
TL010		2		B
TL010		2		H
TL020		4		B/2 - 25.5
TL020		4		H - 46
TL040		1		HV - 74
IN057		1		B
VL6*		4		B/2 - 115.5
VL6*		4		H - 180
VL59		1		Y - 175
VL59		1		Hv - (Y + 143)
VL72		2		B/2 - 106.5

TOEBEHOREN ACCESSOIRES  
ZUBEHÖRTEILE ACCESSORIES

ACTL010A	4
ACTL010B/011B	4
ACTL020A	8
ACTL020B/016B	8
ACVL020	12
ACVL057	10
ACVG45	2
ACVG31	4H+2B-1000
ACVG3*	4H+2B-1000
ACFA101	1
ACTL054	1 SET
ACFA055	1
ACFA081	1
ACVL031	2B + 3H -200
ACTL030	2B + 3H -200
ACVL059	2 SETS
ACVL061	B VL72/300
ACIN157	1 SET

EXTRA

ACFA042	Naar gelang van H Au fur et a mesure que H Je nach H In proportion to H
---------	--



GLASMATEN  
DIMENSIONS DES VITRAGES  
GLASSMASSE  
GLASS SIZES  
B/2 - 130  
H - 150

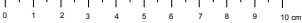
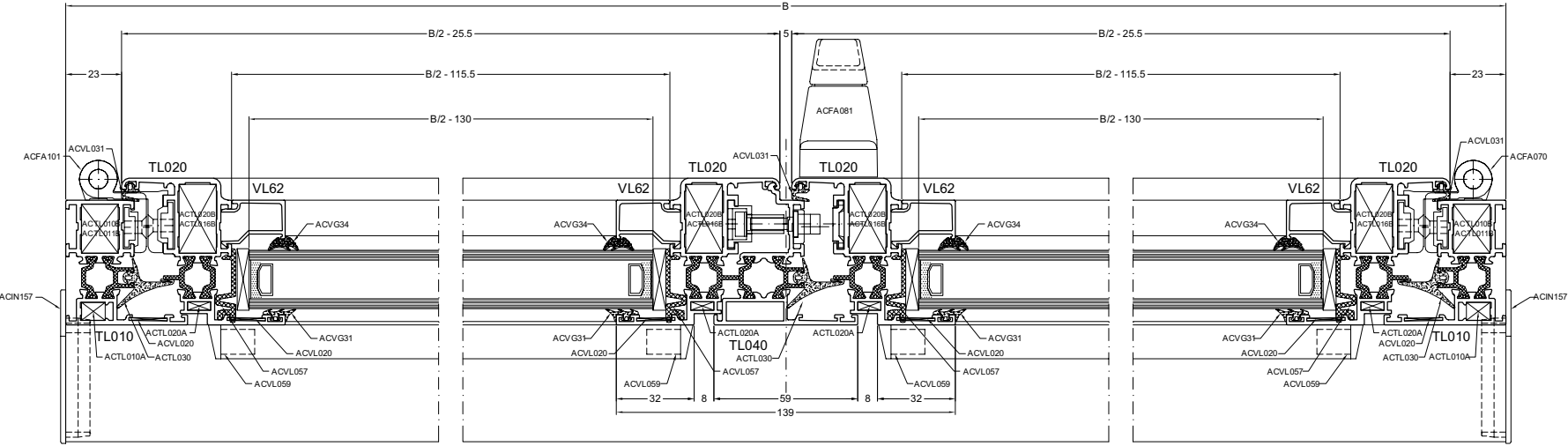
Bv = (B-51)/2  
Hv = H - 46

DRAAI-KIP \*\* OSCILLO-BATTENT \*\* DREH-KIP \*\* TURN & TILT

Hv	Bv	402-750	526-1200	816-1080	1080-1700	1200-1700
500-1080	ACFA070XX	1x	ACFA070XX	1x	ACFA070XX	1x
	ACFA071	1x	ACFA071	1x	ACFA071	1x
	ACFA081XX	1x	ACFA081XX	1x	ACFA081XX	1x
	(ACFA084XX)	1x	(ACFA084XX)	1x	(ACFA084XX)	1x
VL59	1x(Bv-372)	VL59	1x(Bv-496)	VL59	1x(Bv-750)	VL59
VL59	X-147	VL59	X-147	VL59	X-147	VL59
VL59	Hv-(X+191)	VL59	Hv-(X+191)	VL59	Hv-(X+191)	VL59
1080-2400	ACFA070XX	1x	ACFA070XX	1x	ACFA070XX	1x
	ACFA071	1x	ACFA071	1x	ACFA071	1x
	ACFA081XX	1x	ACFA081XX	1x	ACFA081XX	1x
	(ACFA084XX)	1x	(ACFA084XX)	1x	(ACFA084XX)	1x
VL59	1x(Hv/2)-189	VL59	1x(Hv/2)-189	VL59	1x(Hv/2)-189	VL59
VL59	1x(Bv-372)	VL59	1x(Bv-496)	VL59	1x(Bv-750)	VL59
VL59	X-147	VL59	X-147	VL59	X-147	VL59
VL59	Hv-(X+263)	VL59	Hv-(X+263)	VL59	Hv-(X+263)	VL59

KIP-DRAAI \*\* MANOEUVRE LOGIQUE \*\* KIPDREH \*\* TILT BEFORE TURN

Hv	Bv	402-750	562-1200	816-1080	1080-1700
500-1080	ACFA061	1x	ACFA062	1x	ACFA063
	ACFA069	1x	ACFA069	1x	ACFA069
	ACFA081XX	1x	ACFA081XX	1x	ACFA081XX
	(ACFA082XX)	1x	(ACFA082XX)	1x	(ACFA082XX)
VL59	1x(Bv-372)	VL59	1x(Bv-496)	VL59	1x(Bv-750)
VL59	X-147	VL59	X-147	VL59	X-147
VL59	Hv-(X+191)	VL59	Hv-(X+191)	VL59	Hv-(X+191)
1080-2400	ACFA061	1x	ACFA062	1x	ACFA063
	ACFA069	1x	ACFA069	1x	ACFA069
	ACFA081XX	1x	ACFA081XX	1x	ACFA081XX
	(ACFA082XX)	1x	(ACFA082XX)	1x	(ACFA082XX)
VL59	1x(Hv/2)-189	VL59	1x(Hv/2)-189	VL59	1x(Hv/2)-189
VL59	1x(Bv-372)	VL59	1x(Bv-496)	VL59	1x(Bv-750)
VL59	X-147	VL59	X-147	VL59	X-147
VL59	Hv-(X+263)	VL59	Hv-(X+263)	VL59	Hv-(X+263)



**KIPSCHUIF RAAM**  
**FENETRE COULISSANTE A TRANSLATION**  
**KIPP-SCHIEBE FENSTER**  
**TILT SLIDING WINDOW**

**ZAAGTABELLEN - TABLES DE SCIAGES - ZUSCHNITT-TABELLEN - SAWING TABLES**

BV>650	HV>930	AFMETINGEN DIMENSION ABMESSUNG DIMENSION		
VLEUGELBREEDTE	LARGEUR VANTAIL	BREITE FLUGEL	WIDTH SASH	<1280mm <2630mm
VASTE KADER	FIXE	FEST	FIXED	1281mm>1880mm 2631mm>3830mm
KIPSCHUIFBESLAG	FERRURE COULISSANTE	KIPP-SCHIEBE	TILT AND SLIDE	ACMX641LRXX ACMX642LRXX + ACMX643XX
HANDGREEP ENKEL	POIGNEE	GRIFF	HANDLE	ACMX644LRXX
HANDGREEP AFSLUITBAAR	POIGNEE VERROUILLABLE	GRIFF ABSCHLESBAR	HANDLE LOCKABLE	(ACMX646AN)

**TOEBEHOREN ACCESSOIRES  
ZUBEHÖRTEILE ACCESSORIES**

ACTL014A	4
ACIP014B/015B	4
ACTL022A	4
ACIP016B/017B	4
ACTL027A	2
ACIP027B	2
ACVL020	8
ACVL057	12
ACVG45	2
ACTL030	2BV+2HV
ACVL031	2BV+2HV
ACVG31	2B+4H
ACVG3*	2B+4H
ACVL029	4
ACVL059	1set

**GLASMATEN DIM. VITRAGE GLASSMASSE GLASS SIZES**

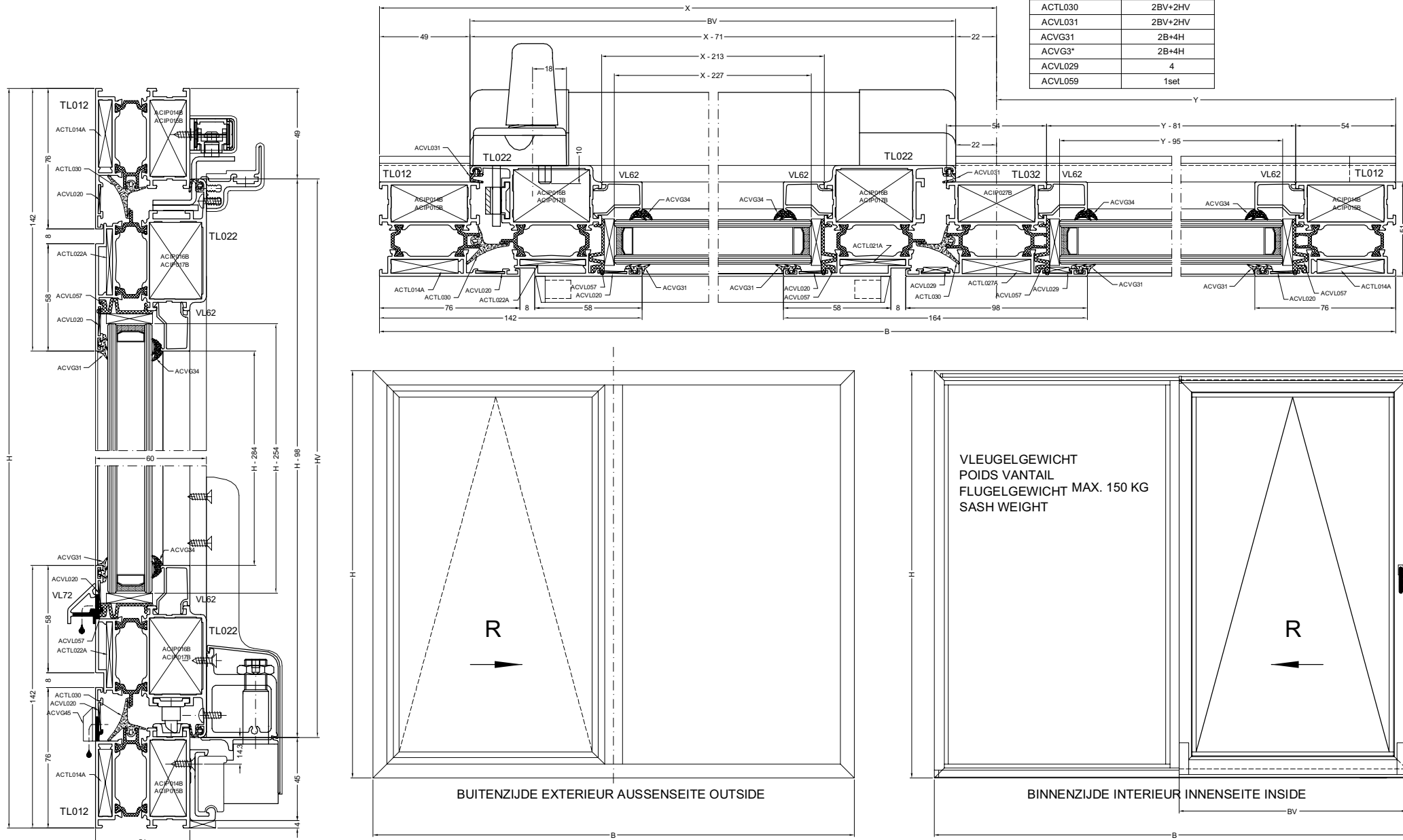
GLASMATEN DIMENSIONS DES VITRAGES	VLEUGEL VANTAIL FLUGEL SASH	X - 227 H - 254
GLASSMASSE GLASS SIZES	VAST FIXE FEST FIXED	Y - 95 H - 122

**VLEUGELMAAT DIM VANTAIL FLUGELMASSE SASH SIZES**

	BV =	X - 71
	HV =	H - 98

**PROFIELEN PROFILES PROFILE PROFILS**

TL012		2	H
TL012		2	B
TL032		1	H - 108
TL022		2	H - 98
TL022		2	X - 71
VL6*		2	H - 284
VL6*		2	X - 213
VL6*		2	H - 152
VL6*		2	Y - 81
VL59		2	BV - 609
VL59		1	HV - 425
VL59		1	G1 - 412
VL59		1	G - 412

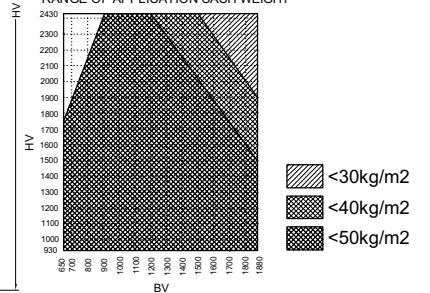


**VLEUGELGEWICHT POIDS VANTAIL FLUGELGEWICHT SASH WEIGHT**

MAX. 150 kg

VLEUGELGEWICHT  
POIDS VANTAIL  
FLUGELGEWICHT MAX. 150 KG  
SASH WEIGHT

**TOEPASSINGSGEBIED VLEUGELGEWICHT  
DOMAINE D'APPLICATION POIDS VANTAIL  
BEGRENZUNG FLUGELGEWICHT  
RANGE OF APPLICATION SASH WEIGHT**



KIPSCHUIF RAAM - 4 DELIG  
FENETRE COULISSANTE A TRANSLATION - 4 PARTS  
KIPP-SCHIEBE FENSTER - 4 TEILIG  
TILT SLIDING WINDOW - 4 PARTS

ZAAGTABELLEN - TABLES DE SCIAGES - ZUSCHNITT-TABELLEN - SAWING TABLES

VLEUGELBREEDETE	LARGEUR VANTAIL	BREITE FLUGEL	WIDTH SASH	AFMETINGEN DIMENSION ABMESSUNG DIMENSION	
				<1280mm	1281mm-1880mm
VASTE KADER	FIXE	FEST	FIXED		
KIPSCHUIFBESLAG	FERRURE COULISSANTE A TRANSL	KIPP-SCHIEBE BESCHLAGE	TILT AND SLIDE FITTING	ACMX647 XX	ACMX648 XX
HANDGREEP ENKEL	POIGNEE	GRIFF	HANDLE	ACMX644L XX - ACMX644R XX	
HANDGREEP AFSLUITBAAR	POIGNEE VERROUILLABLE	GRIFF ABSCHLIESBAR	HANDLE LOCKABLE	2x (ACMX646AN)	

TOEBEHOREN ACCESSOIRES  
ZUBEHÖRTEILE ACCESSORIES

ACTL014A	4
ACIP014B/015B	4
ACTL022A	8
ACIP016B/017B	8
ACTL027A	4
ACIP027B	4
ACVL020	12
ACVL057	24
ACVG45	4
ACTL030	4BV+4HV
ACVL031	4BV+4HV
ACVG031	2B+8H
ACVG03*	2B+8H
ACTL054	1 set
ACVL029	8
ACVL059	2sets

GLASMATEN DIM. VITRAGE GVMASSE GLASS SIZES

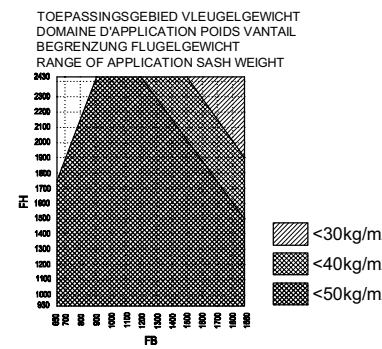
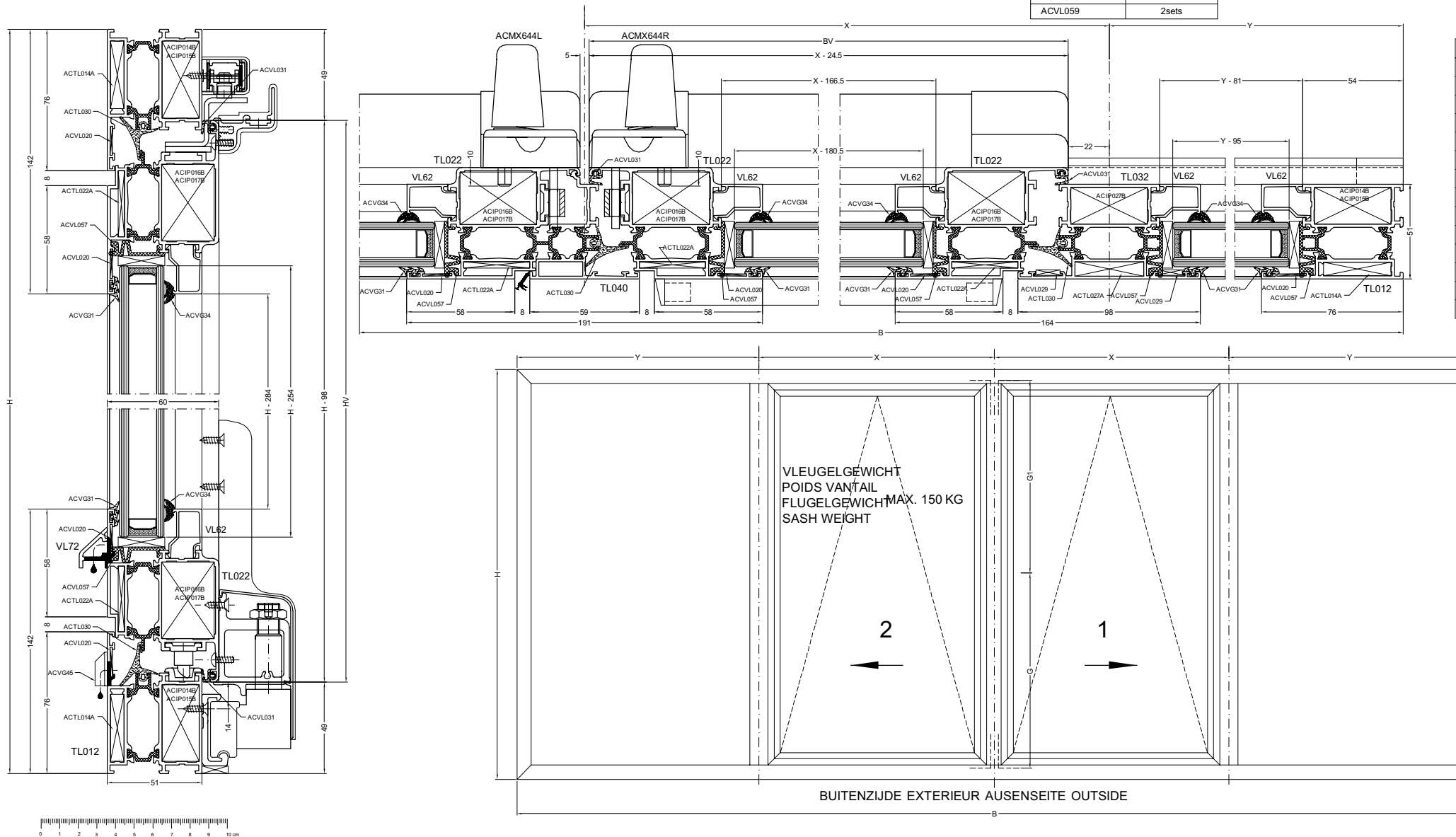
GLASMATEN DIMENSIONS DES VITRAGES GLASS SIZES	VLEUGEL VANTAIL FLUGEL SASH	X - 180.5 H - 254
	VAST FIXE FEST FIXED	Y - 95 H - 122

VLEUGELMAAT DIM VANTAIL FLUGELMASSE SASH SIZES

	FB =	X - 24.5
	FH =	H - 98

PROFIELEN PROFILES PROFILE PROFILS

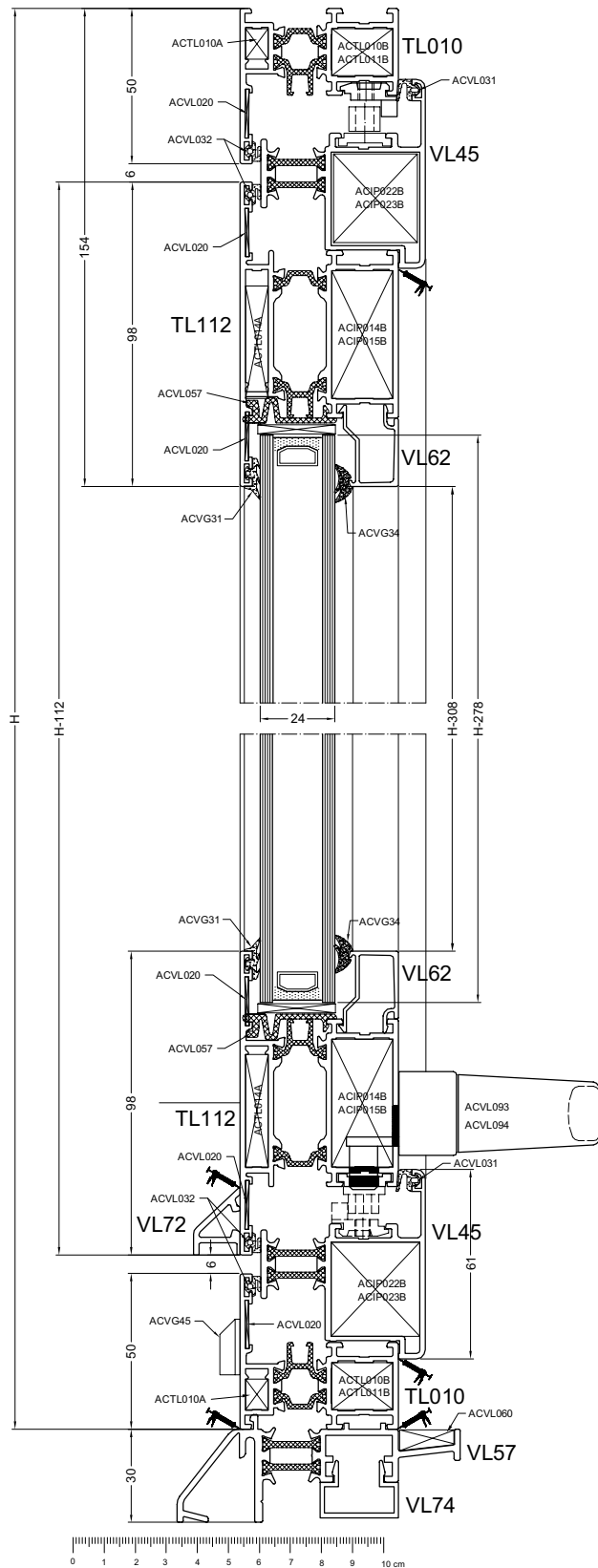
TL012	2	H
TL012	2	B
TL032	2	H - 108
TL022	4	H - 98
TL022	4	X - 24.5
TL040	1	H - 172
VL6*	4	H - 284
VL6*	4	X - 166.5
VL6*	4	H - 152
VL6*	4	Y - 81
VL59	4	BV - 609
VL59	2	HV - 425
VL59	2	G1 - 412
VL59	2	G - 412
VL72	2	BV - 59





TUIMELRAAM 180°  
FENETRE BASCULANT 180°  
SCHWINGFLUGEL 180°  
PIVOTED WINDOW 180°

ZAAGTABELLEN - TABLES DE SCIAGES - ZUSCHNITT-TABELLEN - SAWING TABLES

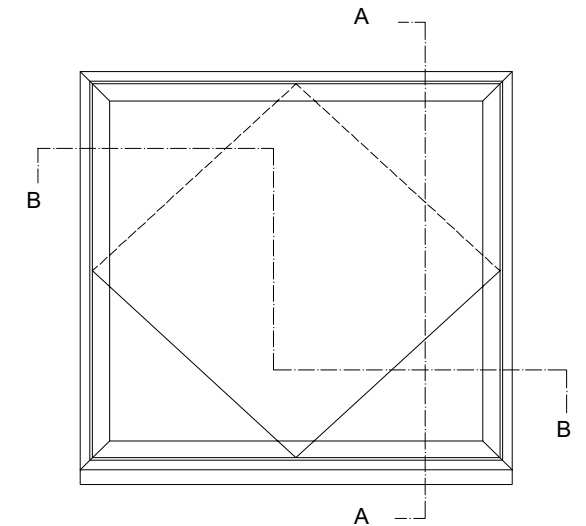


PROFIELN PROFILES PROFILE PROFILS

TL010		2		B
TL010		2		H
TL112		2		B - 112
TL112		2		H - 112
VL45		1		B - 45
VL45		1		B - 45
VL45		1		H/2 - 23
VL45		1		H/2 - 23
VL45		1		H/2 - 23
VL45		1		H/2 - 23
VL57		1		B
VL6*		2		B - 264
VL6*		2		H - 308
VL60		1		B - 374.5
VL60		2		B/2 - 249.5
VL60		1		H/2 - 176
VL60		1		H/2 - 206.5
VL72		1		B-122

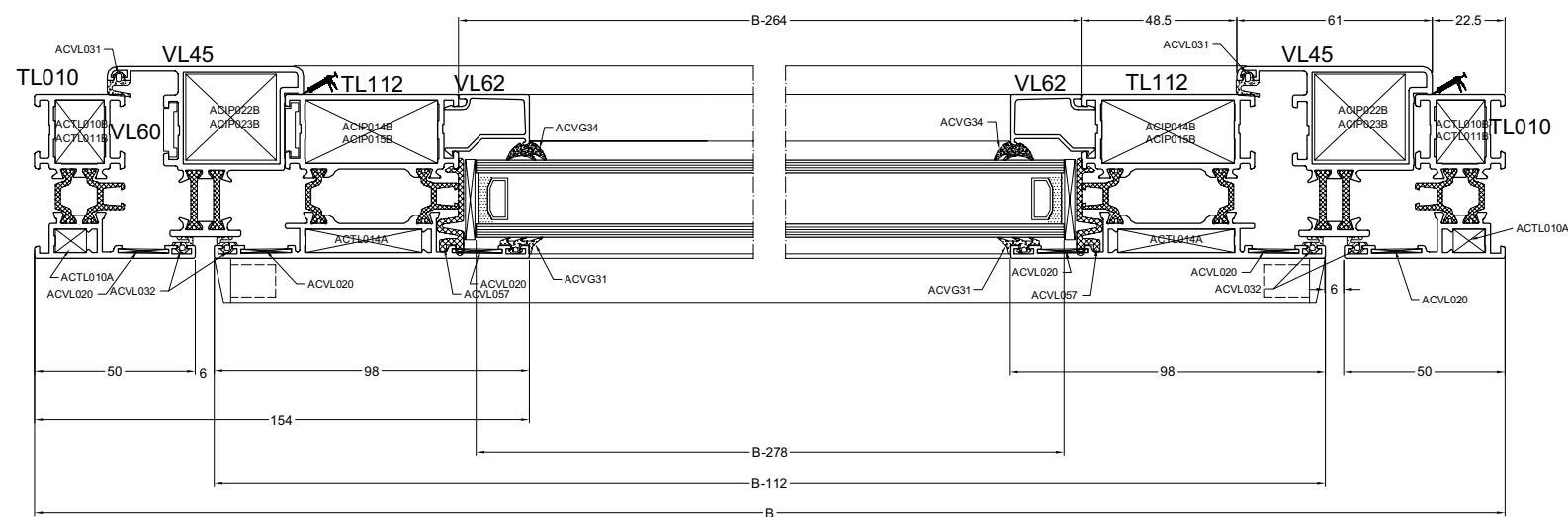
TOEBEHOREN ACCESSOIRES  
ZUBEHÖRTEILE ACCESSORIES

ACTL010A	4
ACTL010B/011B	4
ACTL014A	4
ACIP014B/015B	4
ACIP022B/023B	4
ACVL020	12
ACVL057	8
ACVG45	2
ACVG31	2H+2B-1000
ACVG3*	2H+2B-1000
ACVL090	1
ACVL091	1
ACVL092	1
ACVL093	1
ACVL031	2H+2B-150
ACVL032	4H+4B-700
ACVL059	1 SET
ACVL061	B VL72/300



GLASMATEN DIMENSIONS DES VITRAGES  
GLASSMASSE GLASS SIZES  
B - 278  
H - 278

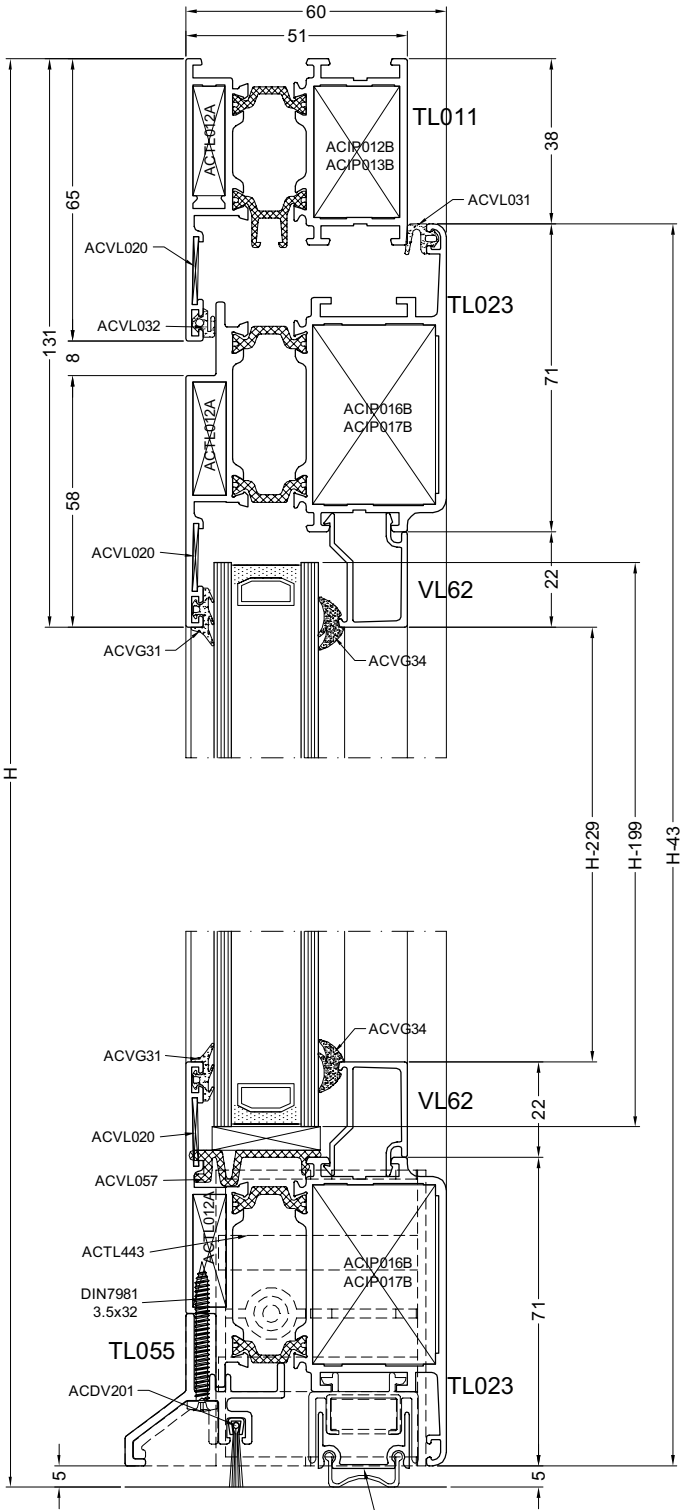
Hmin = 700mm, Bmin = 500mm  
Hmax = 2000mm, Bmax = 2400mm  
Hmax = 2200mm, Bmax = 2200mm



werk07

ENKELE DEUR NAAR BINNEN DRAAIEND MET TL011 EN TL023  
PORTE SIMPLE OUVRANT INTERIEUR AVEC TL011 ET TL023  
ANSCHLAGTUR NACH INNEN OFFNEND MIT TL011 UND TL023  
INSIDE OPENING DOOR WITH TL011 AND TL023

ZAAGTABELLEN - TABLES DE SCIAGES - ZUSCHNITT-TABELLEN - SAWING TABLES



PROFIELEN PROFILES PROFILE PROFILS

TL011		1		H
TL011		1		H
TL011		1		B
TL023		2		B - 76
TL023		2		H - 43
VL6*		2		B - 218
VL6*		2		H - 229
TL055		1		B - 150

BORSTELDICHTING BRUSSE DESSOUS  
BURSTENDICHTUNG BRUSH FITTING

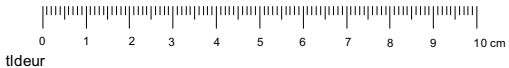
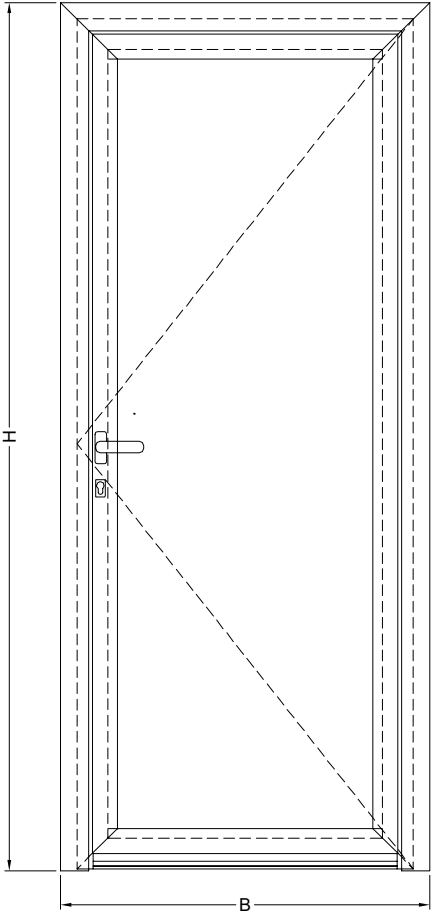
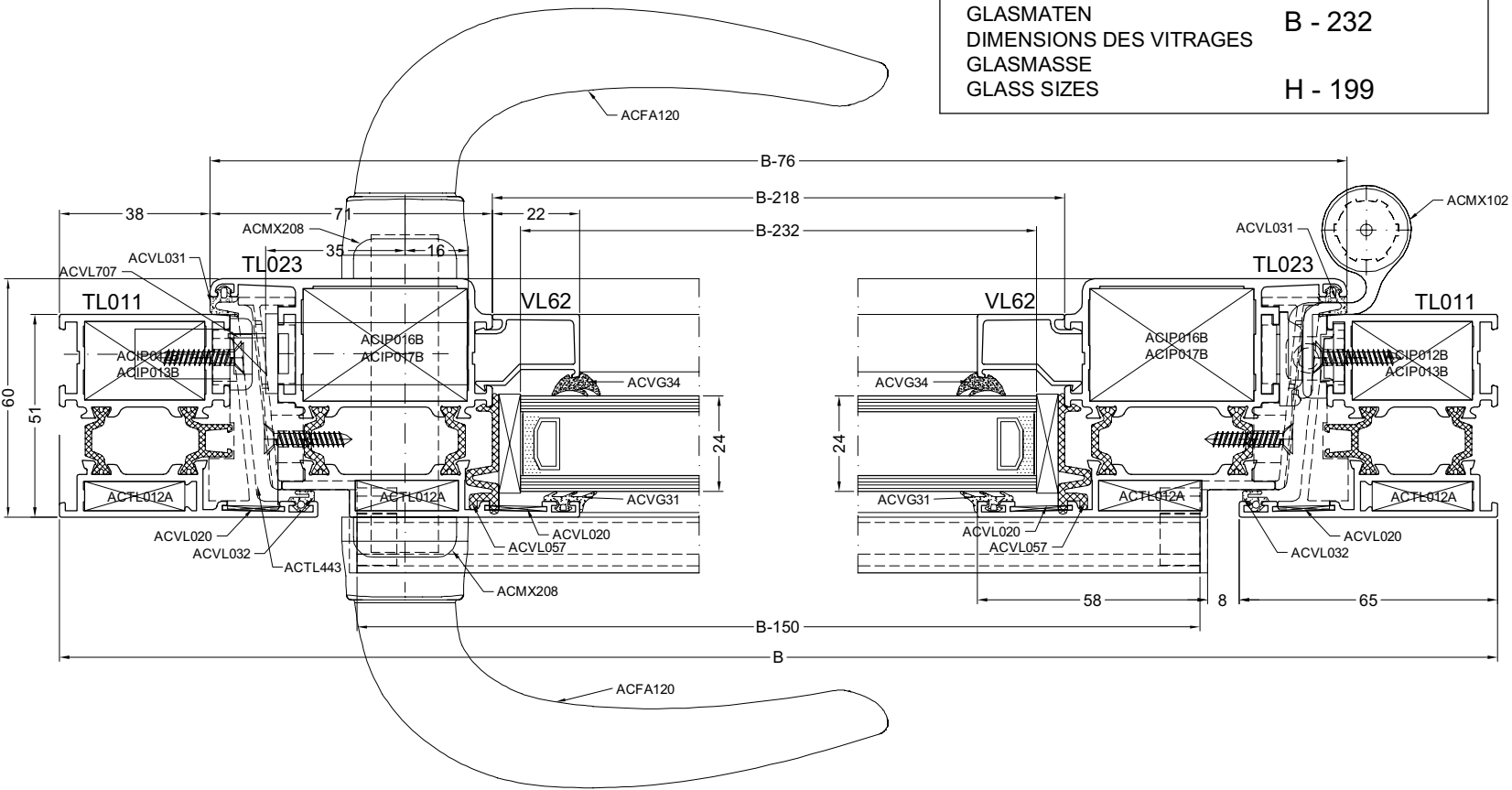
ACDV201	1	B-110
---------	---	-------

ACIP146/147/148/149	1	L=B-110
ACIP146	Lmin=560mm	Lmax=710mm
ACIP147	Lmin=685mm	Lmax=835mm
ACIP148	Lmin=810mm	Lmax=960mm
ACIP149	Lmin=935mm	Lmax=1085mm

TOEBEHOREN ACCESSOIRES  
ZUBEHÖRTEILE ACCESSORIES

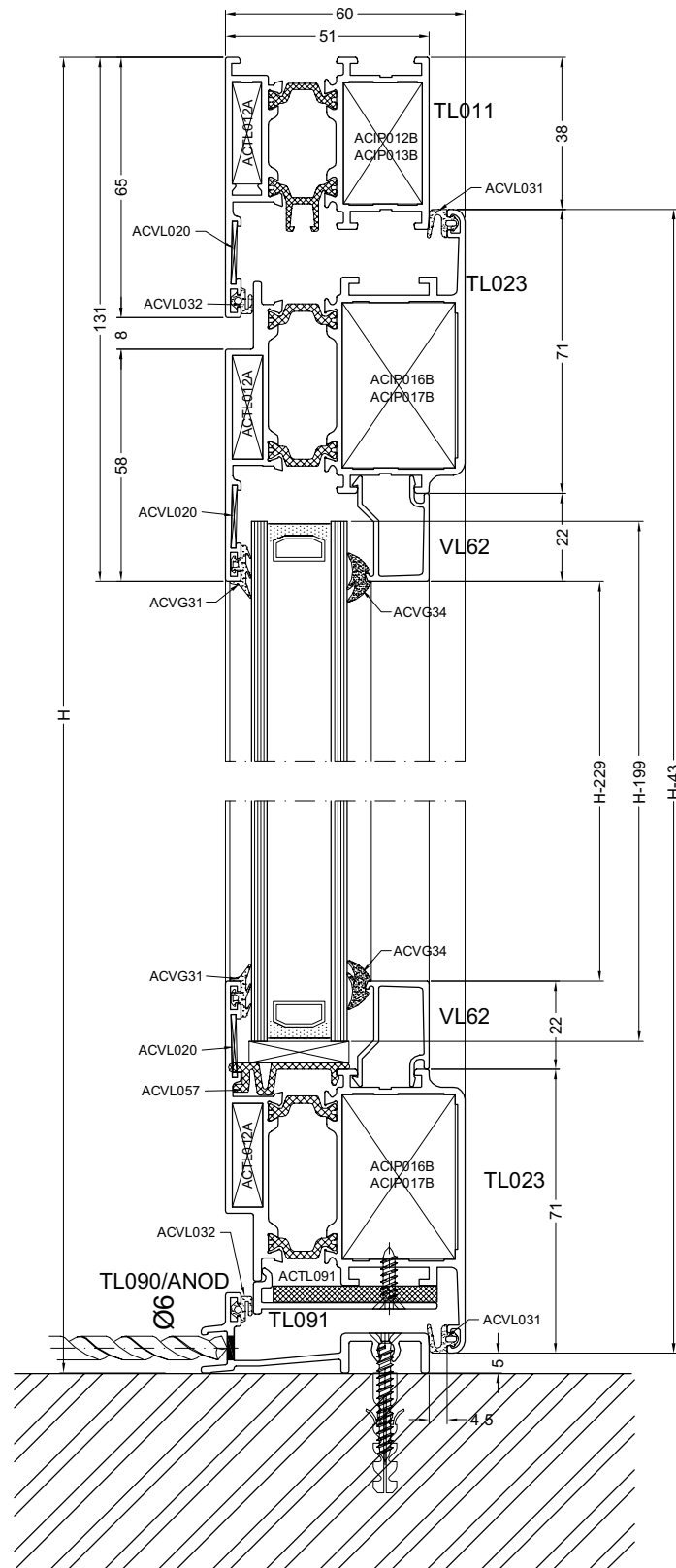
ACTL012A	6
ACIP012B/13B	2
ACIP016B/17B	4
ACVL020	6
ACVL057	4
ACVL707	1
ACMX102	2 (max 50kg/ACMX102)
ACFA120	2
ACFA121	1/5
ACMX860	1/5
ACMX309	1
ACMX208	2
ACVL117	1
ACVL031	B+2H-150
ACVL032	B+2H-250
ACVG31	2B+2H-800
ACVG3*	2B+2H-800
ACTL443	1
ACIP146/147/148/149	B-110
ACDV201	B-110

GLASMATEN DIMENSIONS DES VITRAGES B - 232  
GLASMASSE GLASS SIZES H - 199



ENKELE DEUR NAAR BINNEN DRAAIEND MET TL023 EN TL090/TL091  
PORTE SIMPLE OUVRANT INTERIEUR AVEC TL023 ET TL090/TL091  
ANSCHLAGTUR NACH INNEN OFFNEND MIT TL023 UND TL090/TL091  
INSIDE OPENING DOOR WITH TL023 AND TL090/TL091

ZAAGTABELLEN - TABLES DE SCIAGES - ZUSCHNITT-TABELLEN - SAWING TABLES

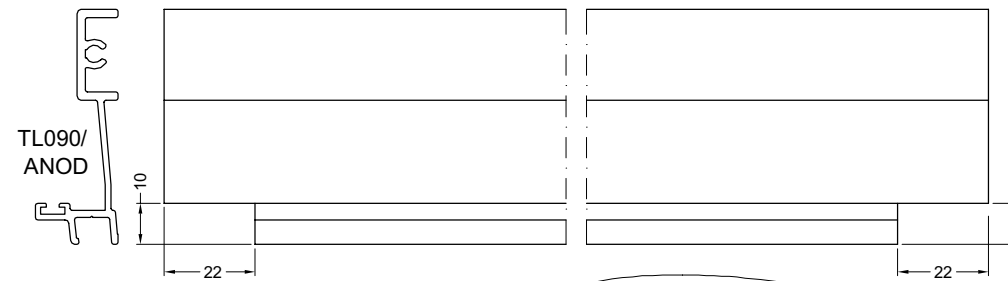


PROFIELEN PROFILES PROFILE PROFILS

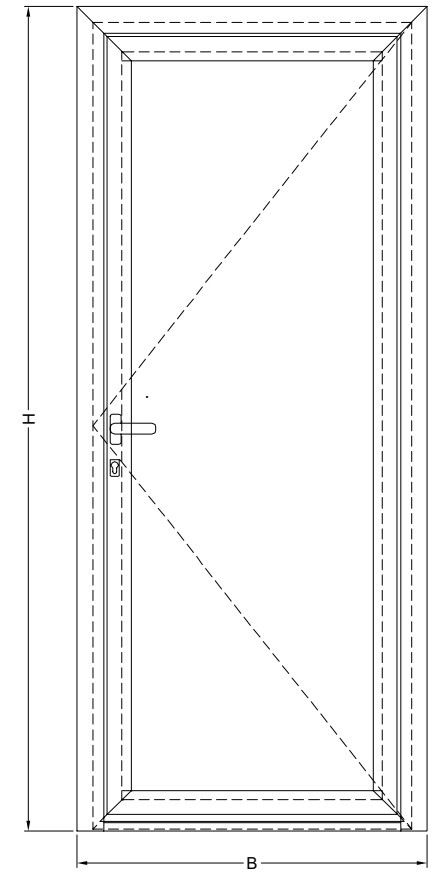
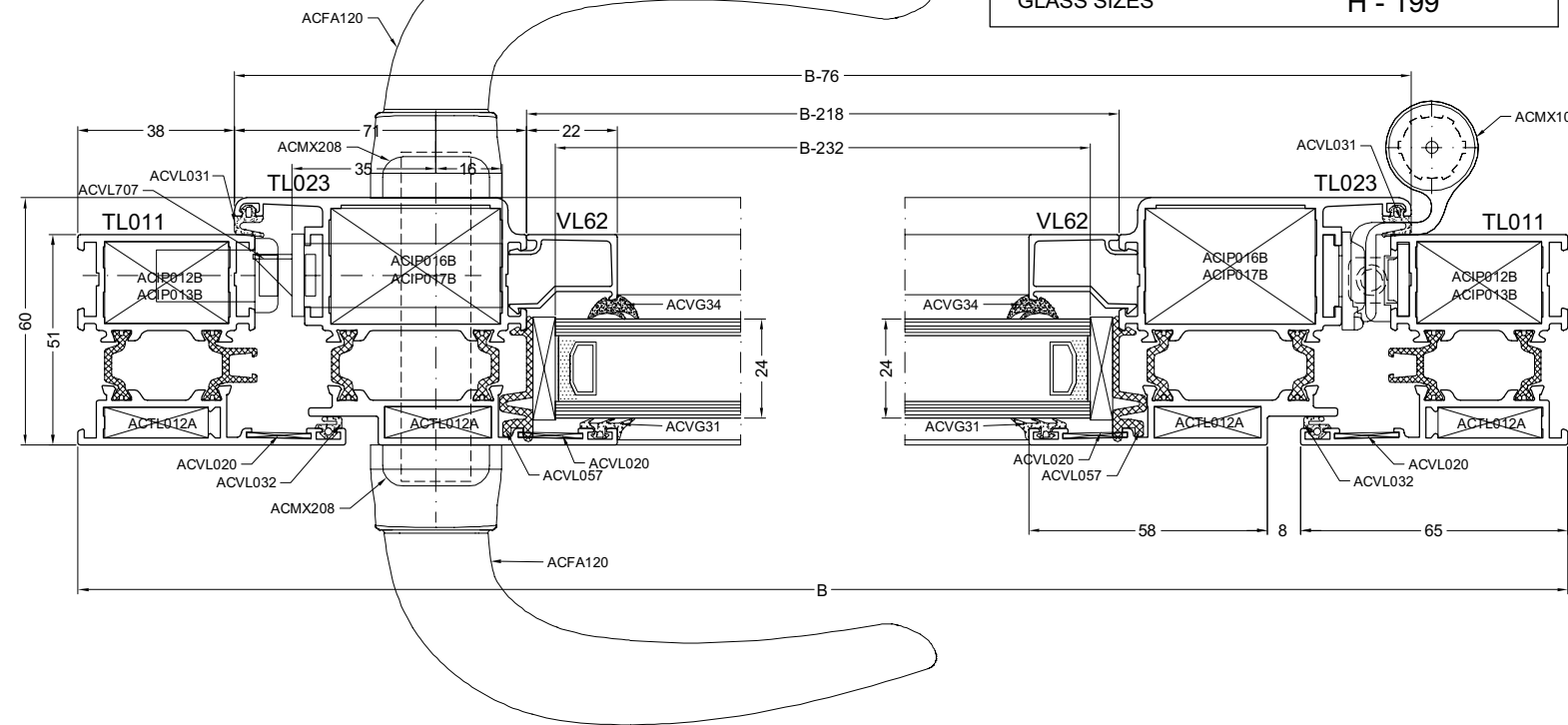
TL011		1		H
TL011		1		H
TL011		1		B
TL023		2		B - 76
TL023		2		H - 43
VL6*		2		B - 218
VL6*		2		H - 229
TL090/ANOD		1		B - 86
TL091		1		B - 112

TOEBEHOREN ACCESSOIRES  
ZUBEHÖRTEILE ACCESSORIES

ACTL012A	6
ACIP012B/13B	2
ACIP016B/17B	4
ACVL020	6
ACVL057	4
ACVL707	1
ACMX102	2 (max 50kg/ACMX102)
ACFA120	2
ACFA121	1/5
ACMX860	1/5
ACMX309	1
ACMX208	2
ACVL117	1
ACVL031	2B+2H-200
ACVL032	2B+2H-350
ACVG31	2B+2H-800
ACVG3*	2B+2H-800
ACTL091	B - 112



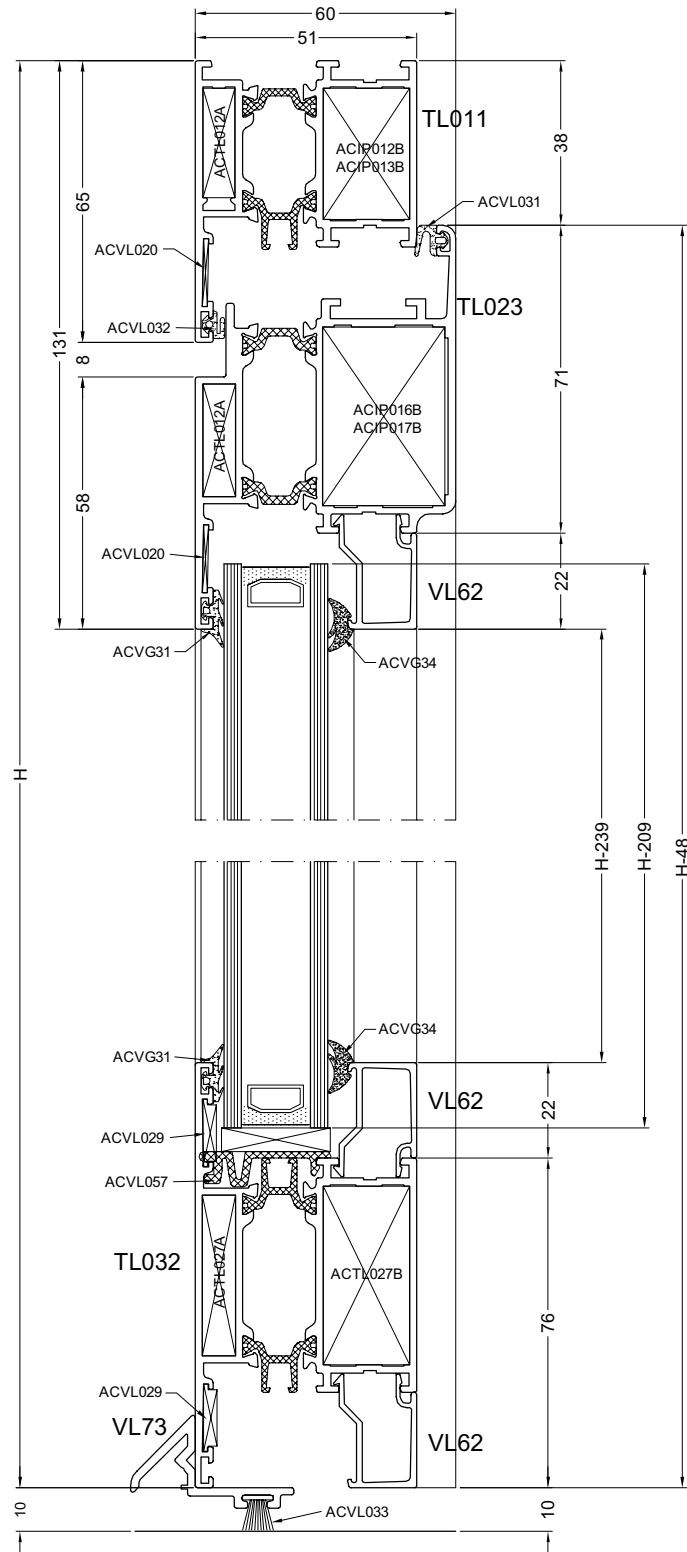
GLASMATEN  
DIMENSIONS DES VITRAGES B - 232  
GLASMASSE  
GLASS SIZES H - 199



deurt090

ENKELE DEUR NAAR BINNEN DRAAIEND MET TL011 EN TL023-TL032  
PORTE SIMPLE OUVRANT INTERIEUR AVEC TL011 ET TL023-TL032  
ANSCHLAGTUR NACH INNEN OFFNEND MIT TL011 UND TL023-TL032  
INSIDE OPENING DOOR WITH TL011 AND TL023-TL032

ZAAGTABELLEN - TABLES DE SCIAGES - ZUSCHNITT-TABELLEN - SAWING TABLES



PROFIELN PROFILES PROFILE PROFILS

TL011		1		H
TL011		1		H
TL011		1		B
TL023		1		B - 76
TL023		1		H - 48
TL023		1		H - 48
VL6*		2		B - 218
VL6*		2		H - 239
VL6*		1		B - 218
TL032		1		B - 218
VL73		1		B - 110

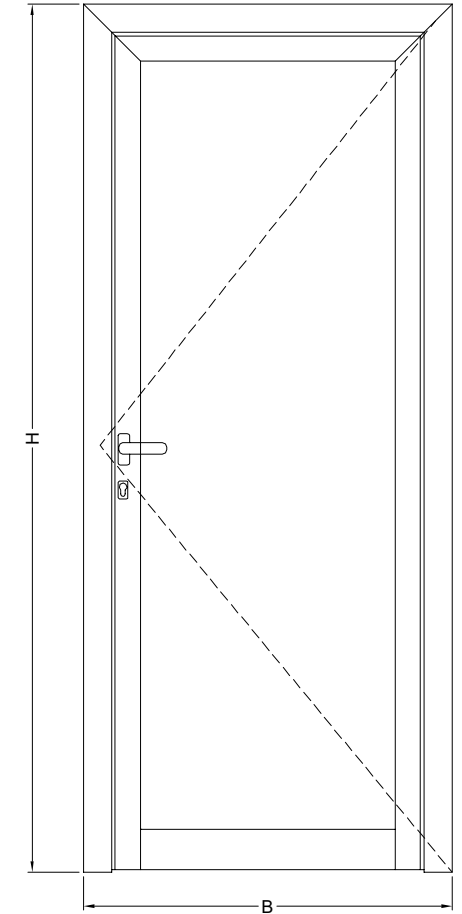
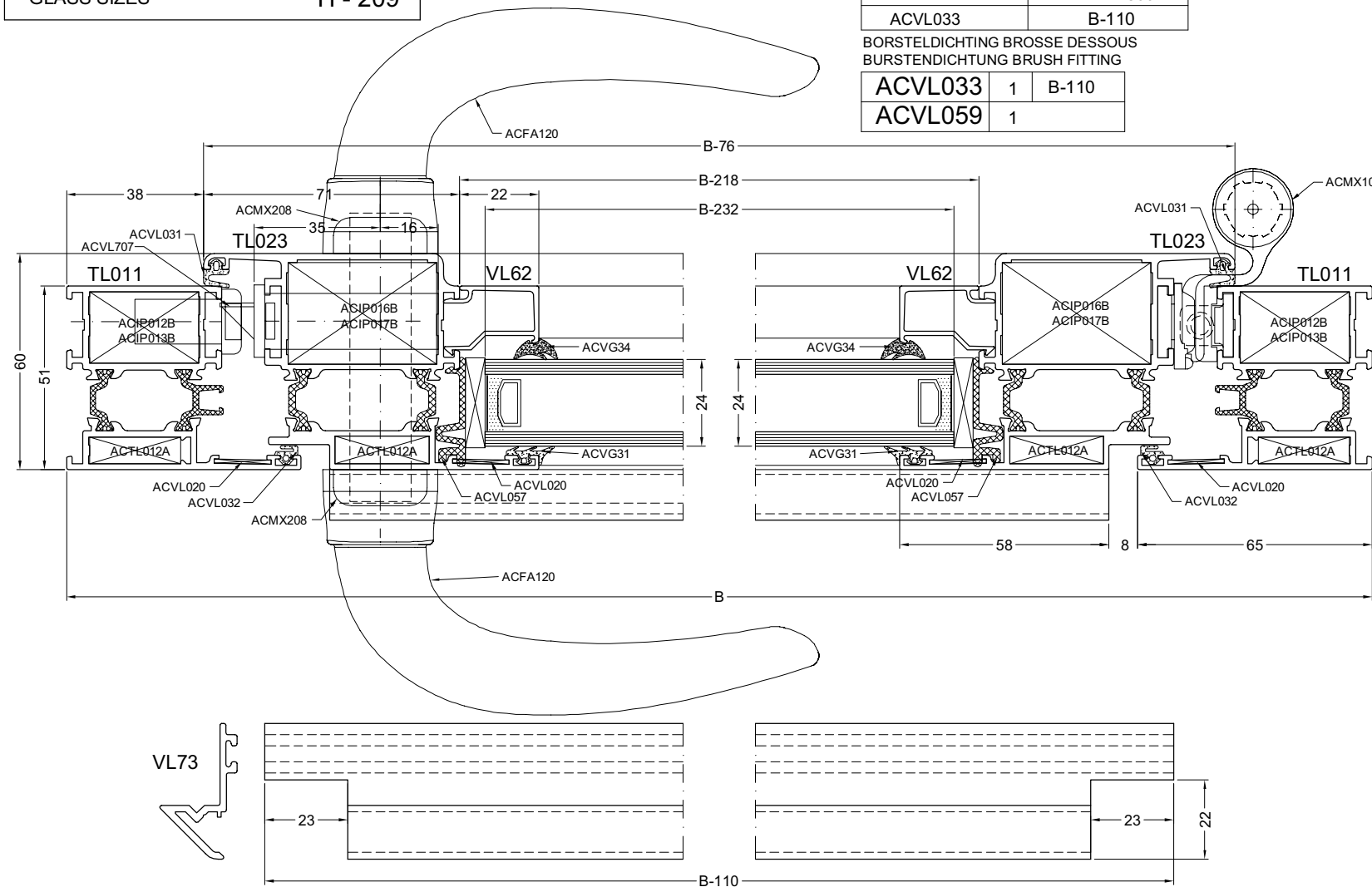
GLASMATEN DIMENSIONS DES VITRAGES  
GLASMASSE GLASS SIZES  
B - 232  
H - 209

TOEBEHOREN ACCESSOIRES  
ZUBEHORTEILE ACCESSORIES

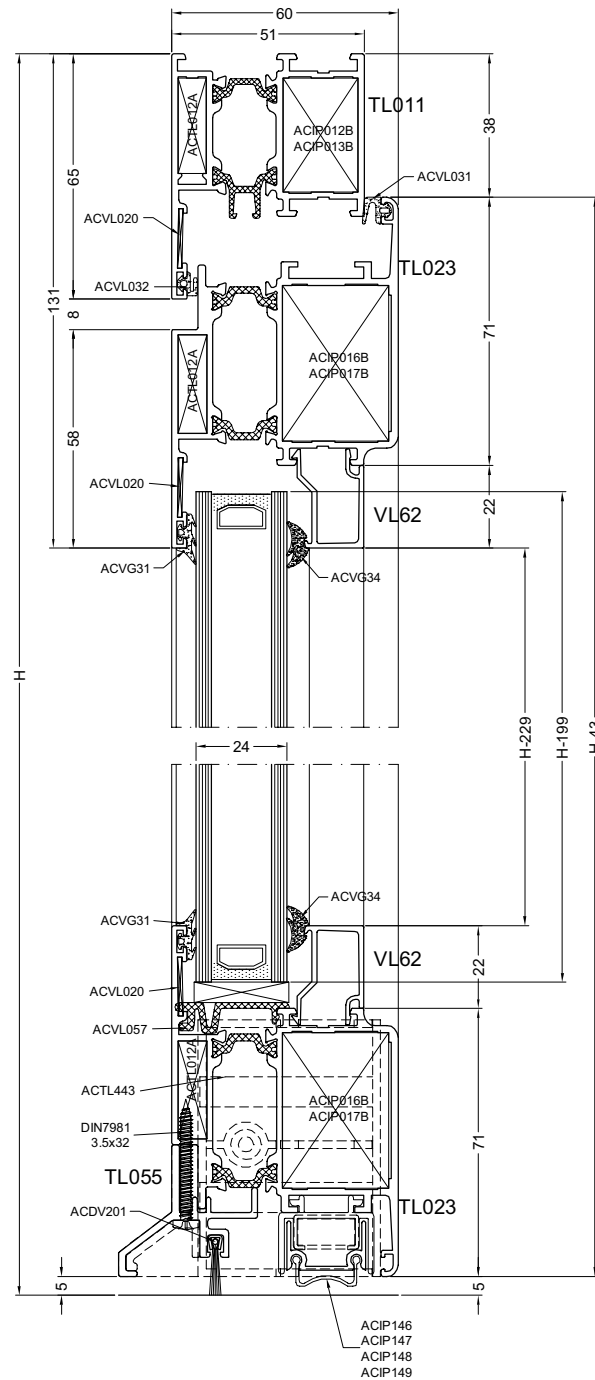
ACTL012A	4
ACIP012B/13B	2
ACIP016B/17B	2
ACVL020	4
ACVL029	4
ACVL057	4
ACVL707	1
ACMX100	5
ACFA120	2
ACFA121	1/5
ACMX860	1/5
ACMX309	1
ACMX208	2
ACVL117	1
ACVL031	B+2H-150
ACVL032	B+2H-250
ACVG31	2B+2H-800
ACVG3*	2B+2H-800
ACVL033	B-110

BORSTELDICHTING BRUSSE DESSOUS  
BURSTENDICHTUNG BRUSH FITTING

ACVL033	1	B-110
ACVL059	1	



DUBBELE DEUR NAAR BINNEN DRAAIEND MET TL011 EN TL023  
 PORTE DOUBLE OUVRANT INTERIEUR AVEC TL011 ET TL023  
 DOPPELT TUR NACH INNEN OFFNEND MIT TL011 UND TL023  
 DOUBLE OPENING DOOR WITH TL011 AND TL023



PROFIELN PROFILES PROFILE PROFILS

TL011	[Symbol]	1	[Symbol]	H
TL011	[Symbol]	1	[Symbol]	H
TL011	[Symbol]	1	[Symbol]	B
TL023	[Symbol]	4	[Symbol]	B/2 - 40.5
TL023	[Symbol]	4	[Symbol]	H - 43
TL041	[Symbol]	1	[Symbol]	H - 80
VL6*	[Symbol]	4	[Symbol]	B/2 - 182.5
VL6*	[Symbol]	4	[Symbol]	H - 229
TL055	[Symbol]	2	[Symbol]	B/2 - 114.5

BORSTELDICHTING BRUSSE DESSOUS  
 BURSTENDICHTUNG BRUSH FITTING

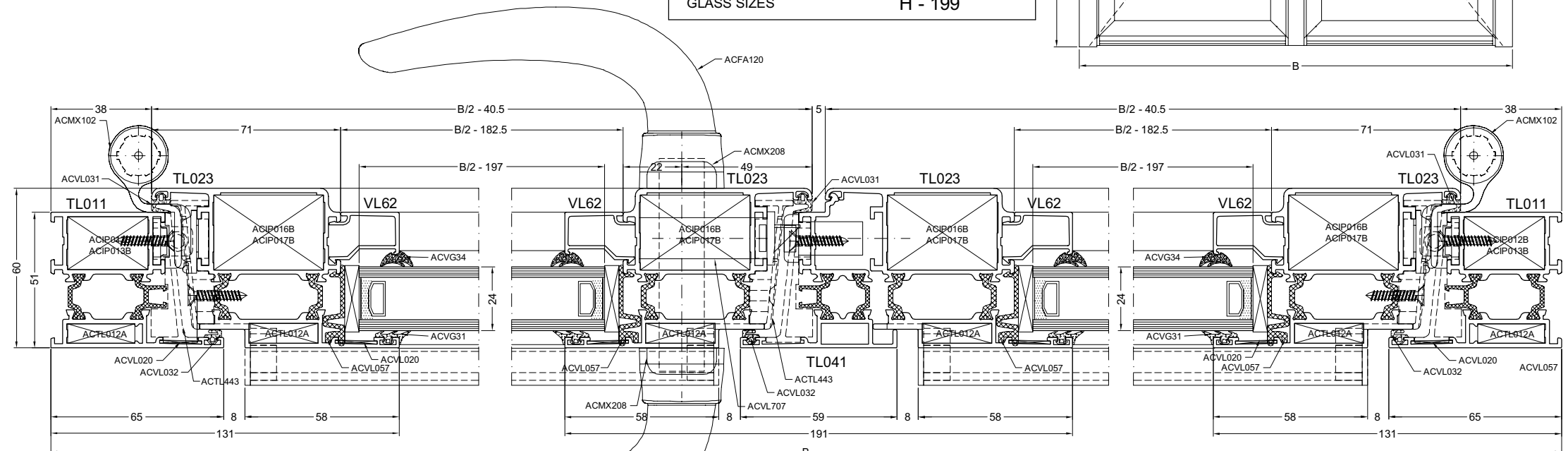
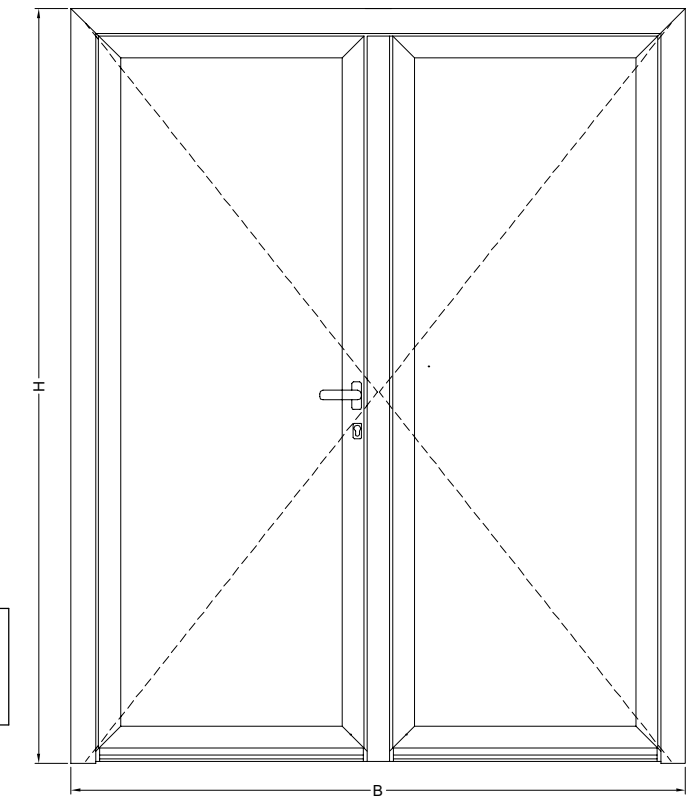
ACDV201	1	B/2-87	B/2-59
---------	---	--------	--------

ACIP146/147/148/149	2	L1=B/2-75	L2=B/2-48
ACIP146		Lmin=560mm	Lmax=710mm
ACIP147		Lmin=685mm	Lmax=835mm
ACIP148		Lmin=810mm	Lmax=960mm
ACIP149		Lmin=935mm	Lmax=1085mm

TOEBEHOREN ACCESSOIRES  
 ZUBEHORTEILE ACCESSORIES

ACTL012A	10
ACIP012B/13B	2
ACIP016B/17B	8
ACVL020	10
ACVL057	8
ACTL055	1
ACVL707	1
ACVL432	2
ACVL434	1
ACIP427	1
ACMX102	4 (max. 50kg/ACMX102)
ACFA120	2
ACFA121	1/5
ACMX860	1/5
ACMX309	1
ACMX208	2
ACMX01612	1
ACVL031	B+3H-150
ACVL032	B+3H-250
ACVG31	2B+4H-800
ACVG3*	2B+4H-800
ACTL443	2
ACIP146/147/148/149	B/2-75 -- B/2-48
ACDV201	B/2-87 -- B/2-59

GLASMATEN DIMENSIONS DES VITRAGES B/2 - 197  
 GLASMASSE GLASSIZES H - 199



DUBBELE DEUR NAAR BINNEN DRAAIEND MET TL023 EN TL090/TL091  
 PORTE DOUBLE OUVRANT INTERIEUR AVEC TL023 ET TL090/TL091  
 DOPPELT TUR NACH INNEN OFFNEND MIT TL023 UND TL090/TL091  
 DOUBLE OPENING DOOR WITH TL023 AND TL090/TL091

ZAAGTABELLEN - TABLES DE SCIAGES - ZUSCHNITT-TABELLEN - SAWING TABLES

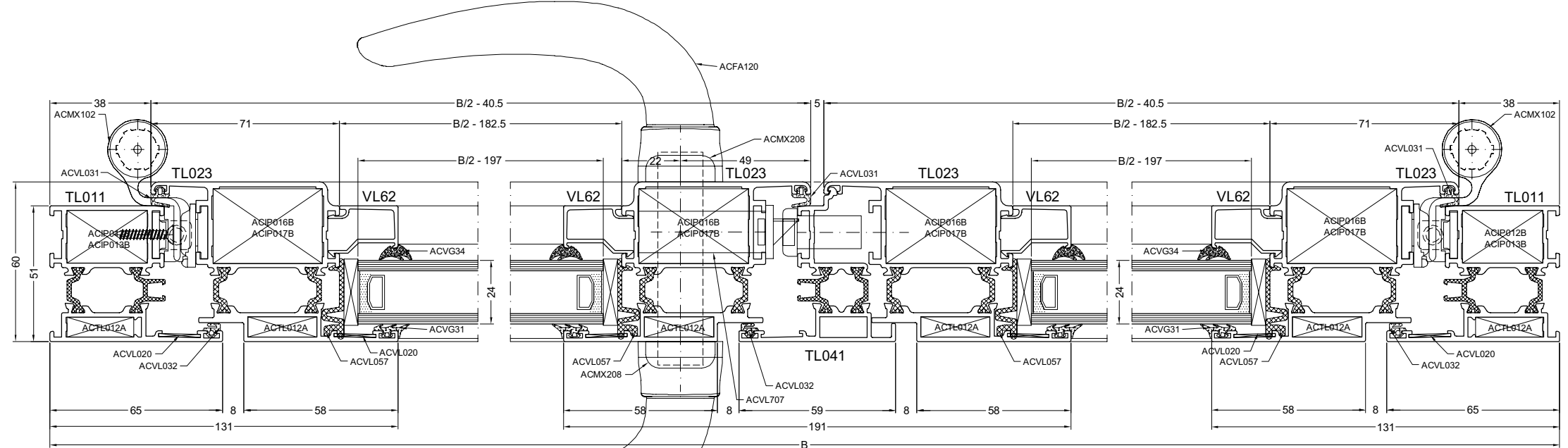
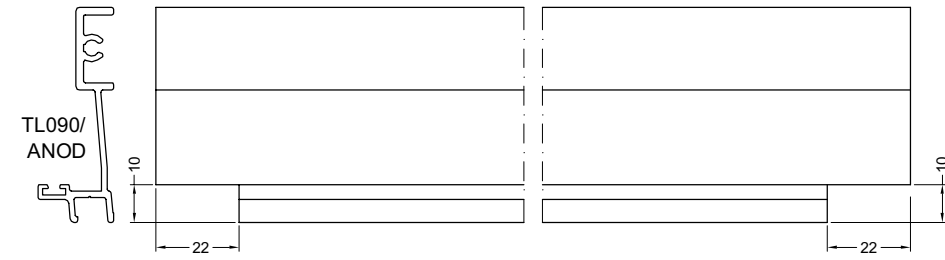
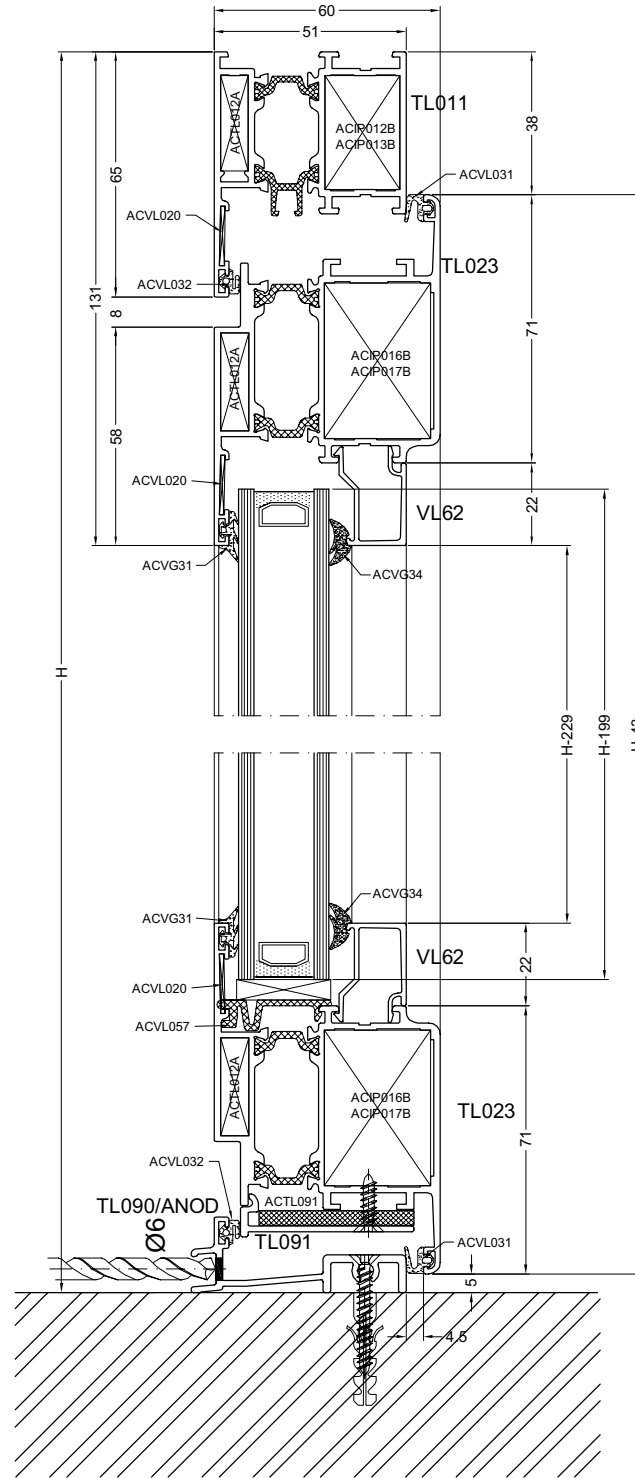
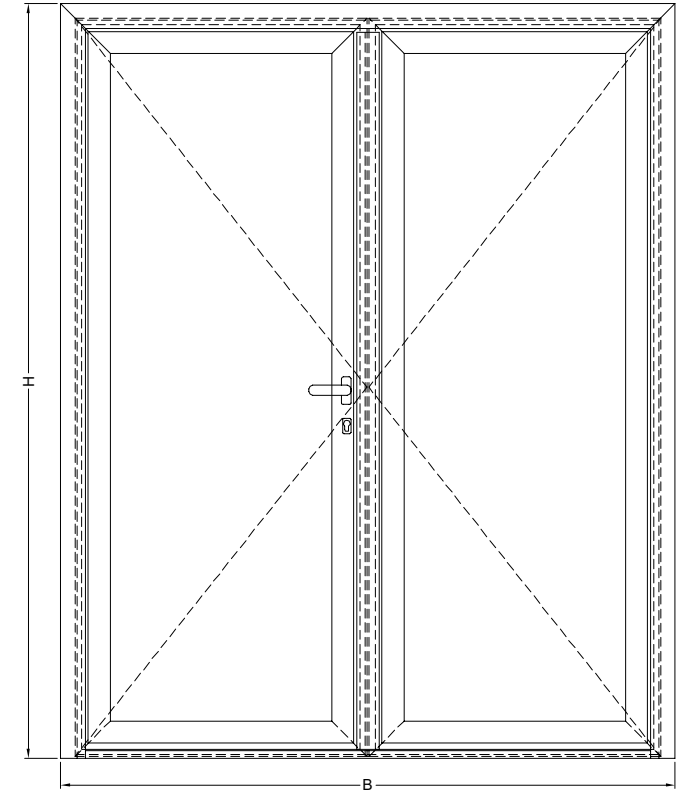
PROFIELEN PROFILES PROFILE PROFILS

TL011		1		H
TL011		1		H
TL011		1		B
TL023		4		B/2 - 40.5
TL023		4		H - 43
TL041		1		H - 98
VL6*		4		B/2 - 182.5
VL6*		4		H - 229
TL090/ANOD		1		B - 86
TL091		1		B/2 - 76.5
TL091		1		B/2 - 48.5

TOEBEHOREN ACCESSOIRES  
 ZUBEHÖRTEILE ACCESSORIES

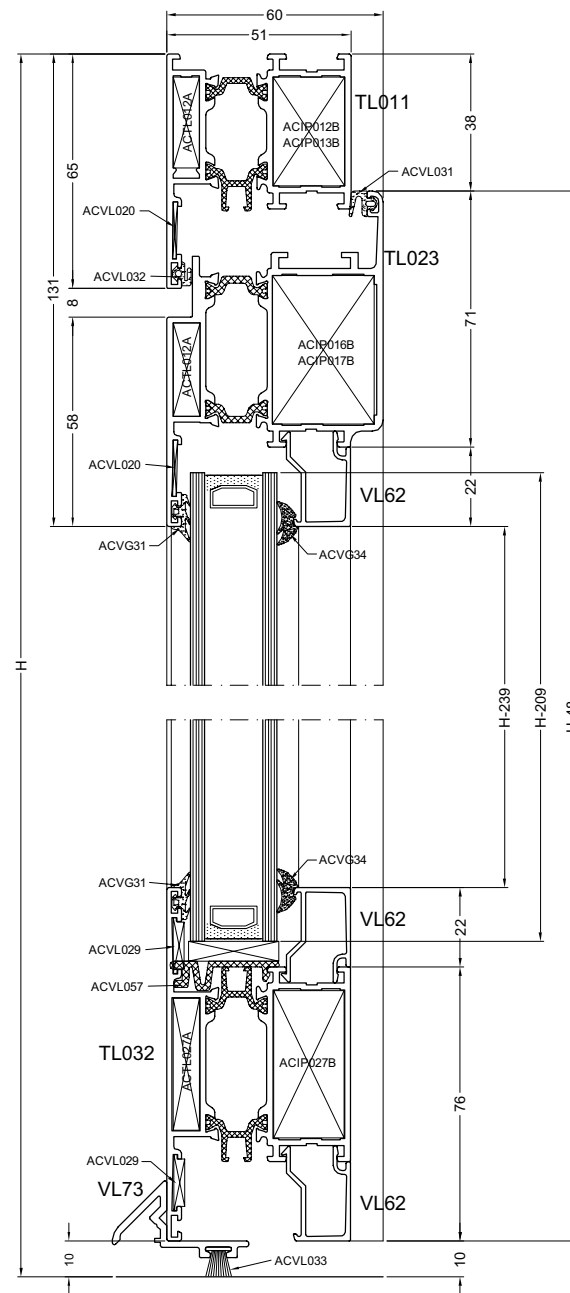
ACTL012A	10
ACIP012B/13B	2
ACIP016B/17B	8
ACVL020	10
ACVL057	8
ACTL055	1
ACVL707	1
ACVL432	2
ACVL434	1
ACIP427	1
ACMX102	4 (max. 50kg/ACMX102)
ACFA120	2
ACFA121	1/5
ACMX860	1/5
ACMX309	1
ACMX208	2
ACVL117	1
ACVL031	2B + 3H - 250
ACVL032	2B + 3H - 400
ACVG31	2B + 4H - 1500
ACVG3*	2B + 4H - 1500
ACTL091	B/2 - 76.5
ACTL091	B/2 - 48.5

GLASMATEN DIMENSIONS DES VITRAGES GLASSMASSE GLASS SIZES	2 X	B/2 - 197 H - 199
---	-----	----------------------



DUBBELE DEUR NAAR BINNEN DRAAIEND MET TL011 EN TL023-TL032  
PORTE DOUBLE OUVRANT INTERIEUR AVEC TL011 ET TL023-TL032  
DOPPELT TUR NACH INNEN OFFNEND MIT TL011 UND TL023-TL032  
DOUBLE OPENING DOOR WITH TL011 AND TL023-TL032

ZAAGTABELLEN - TABLES DE SCIAGES - ZUSCHNITT-TABELLEN - SAWING TABLES



PROFIELN PROFILE PROFILS

TL011	1		H
TL011	1		H
TL011	1		B
TL023	2		B/2 - 40.5
TL023	2		H - 48
TL023	2		H - 48
TL041	1		H - 85
VL6*	4		B/2 - 182.5
VL6*	4		H - 239
VL6*	2		B/2 - 182.5
TL032	2		B/2 - 182.5
VL73	2		B/2-74.5 B/2-30.5

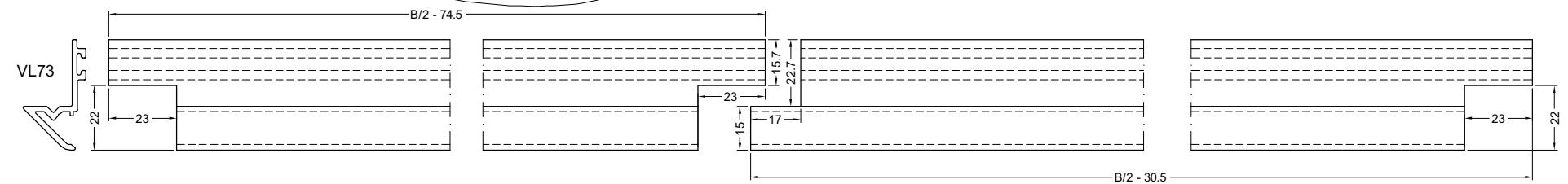
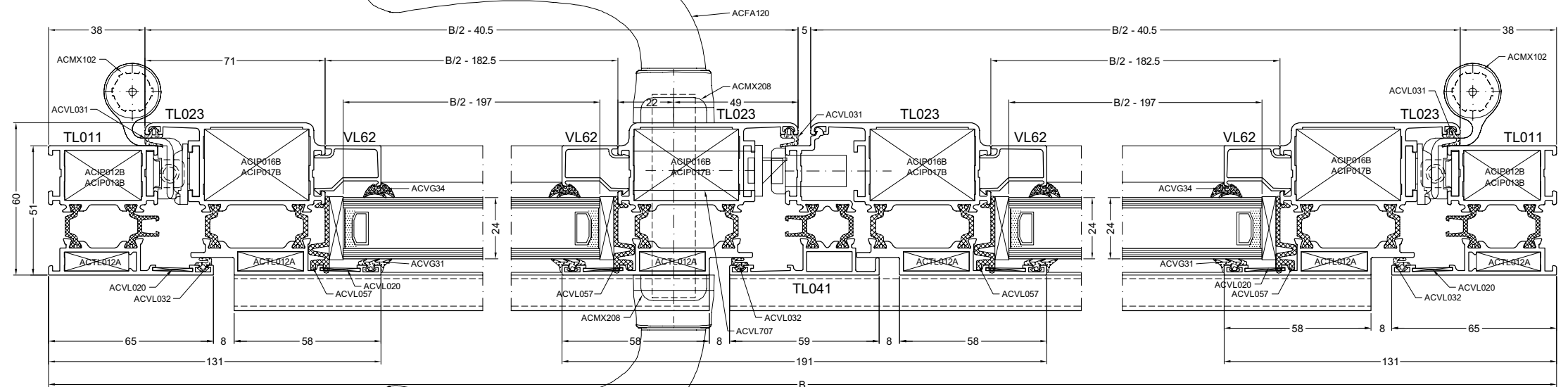
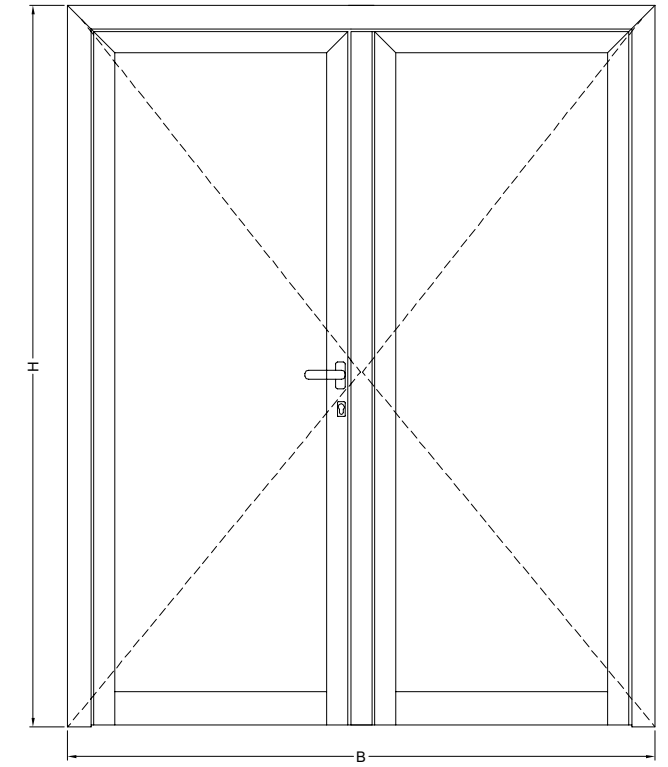
BORSTELDICHTING BRASSE DESSOUS  
BURSTENDICHTUNG BRUSH FITTING

ACVL033	2	B/2-75	B/2-47
ACVL059	2		

TOEBEHOREN ACCESSOIRES  
ZUBEHÖRTEILE ACCESSORIES

ACTL012A	6
ACIP012B/13B	2
ACIP016B/17B	4
ACTL027A	4
ACIP027B	4
ACTL055	1
ACVL020	6
ACVL029	8
ACVL057	8
ACVL707	1
ACVL432	2
ACVL434	1
ACIP427	1
ACMX102	4 (max. 50kg/ACMX102)
ACFA120	2
ACFA121	1/5
ACMX860	1/5
ACMX309	1
ACMX208	2
ACMX01612	1
ACVL031	B+3H-150
ACVL032	B+3H-250
ACVG31	2B+4H-800
ACVG3*	2B+4H-800

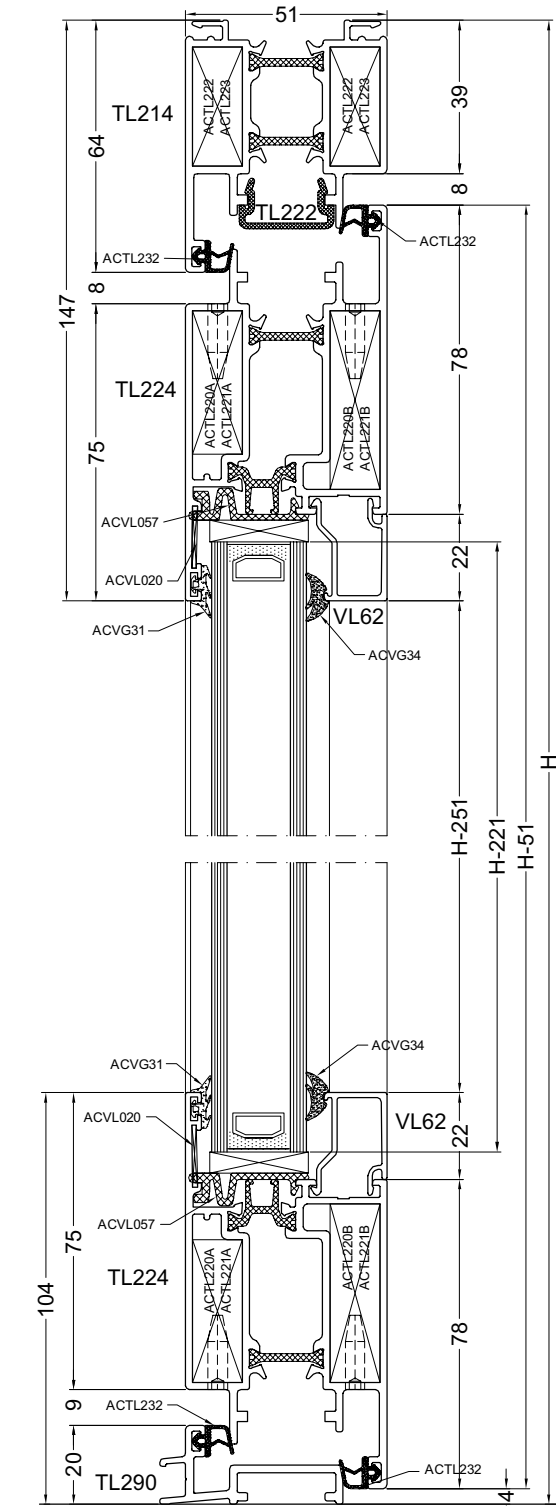
GLASMATEN  
DIMENSIONS DES VITRAGES B/2 - 197  
GLASSMASSE  
GLASS SIZES H - 209



tdeur5

ENKELE NAAR BINNEN DRAAIENDE DEUR MET TL290
PORTE SIMPLE OUVRANT A L'INTERIEUR AVEC TL290
ANSCHLAGTUR NACH INNEN OFFNEND MIT TL290
SINGLE DOOR INSIDE OPENING WITH TL290

ZAAGTABELLEN - TABLES DE SCIAGES - ZUSCHNITT-TABELLEN - SAWING TABLES



zaag1

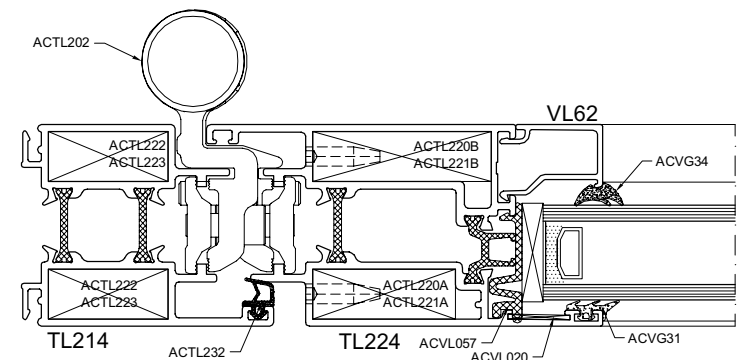
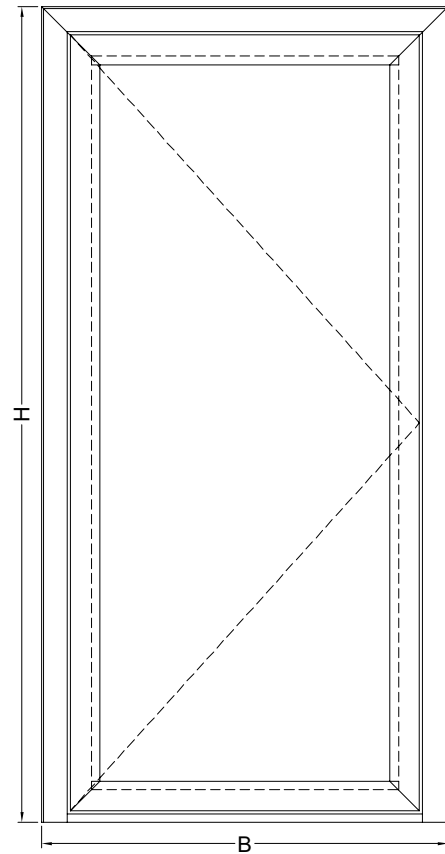
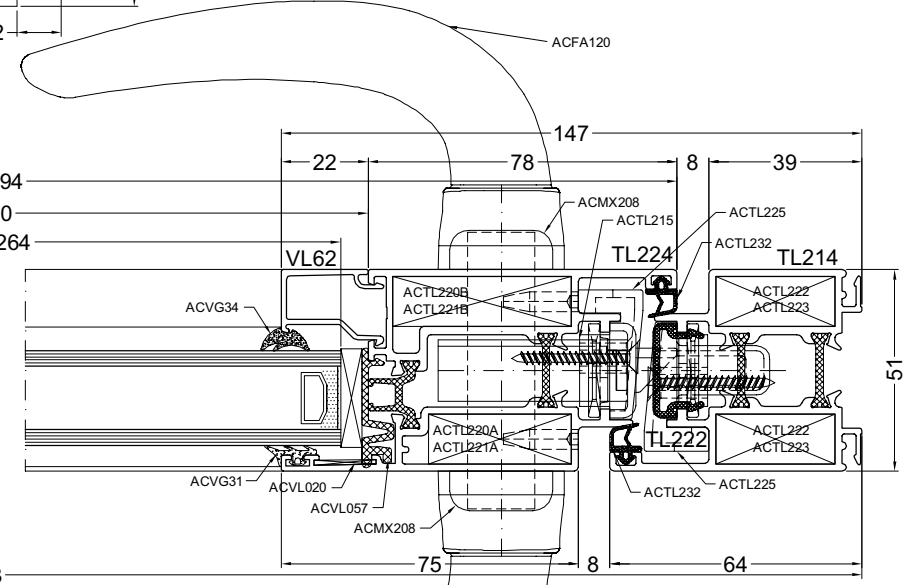
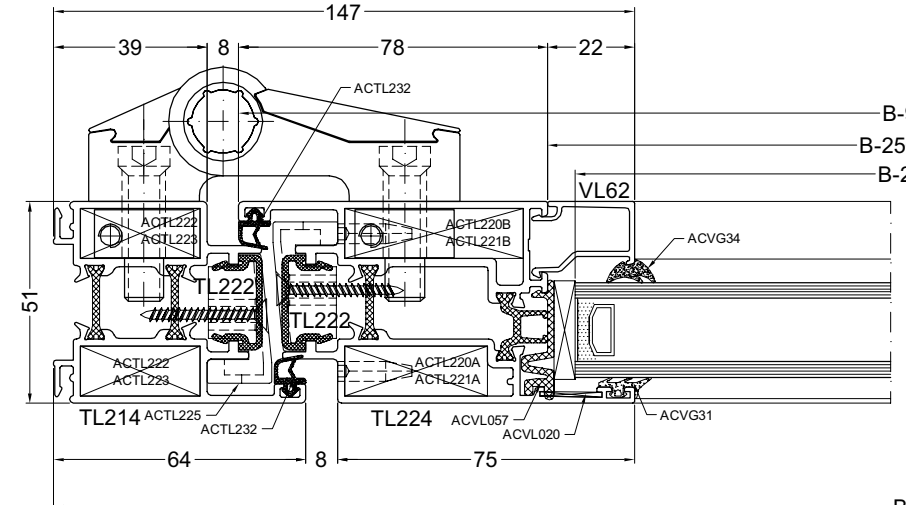
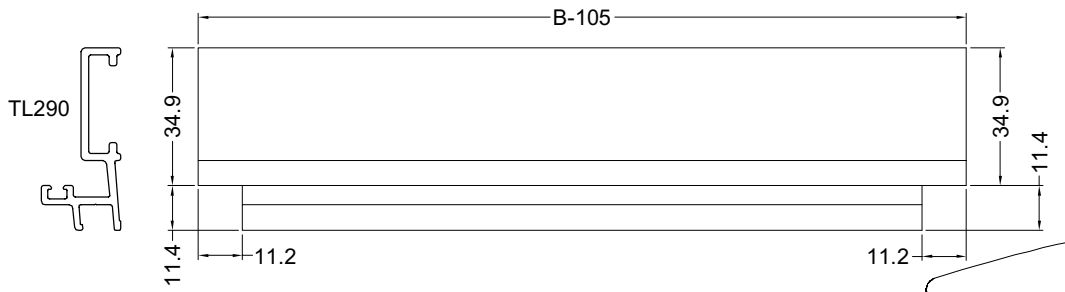
PROFIELN PROFILES PROFILE PROFILS

Table listing profile models (TL214, TL224, VL6\*, TL290, TL222) with their quantities, symbols, and height/width specifications (H, B, B-94, H-51, B-250, H-251, B-105, B-94, H-63, H-153).

TOEBEHOREN ACCESSOIRES
ZUBEHÖRTEILE ACCESSORIES

Table listing accessories (ACTL222/223, ACTL220A/221A, ACVL020, ACVL057, ACIP402/ACTL202, ACFA120, ACFA121, ACSG070, ACMX109, ACMX208, ACTL215, ACMX01615, ACTL225, ACTL232, ACVG31, ACVG3\*) and their quantities.

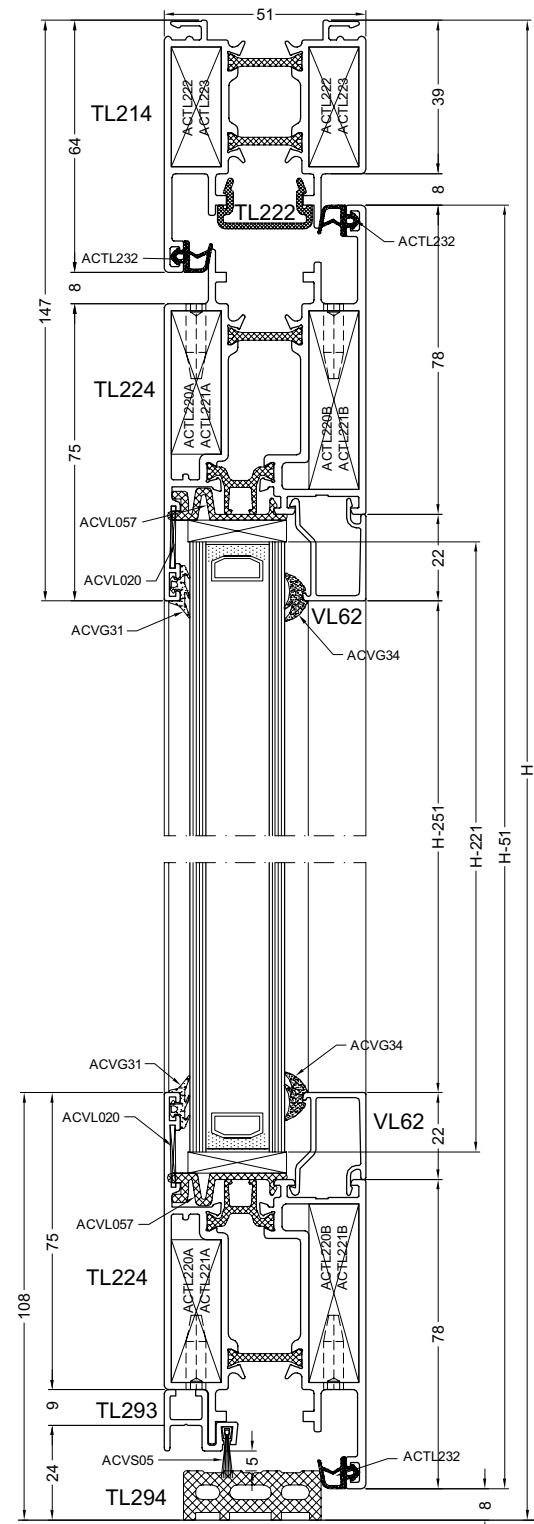
GLASMATEN DIMENSIONS DES VITRAGES GLASSIZES
B - 264
H - 221





ENKELE NAAR BINNEN DRAAIENDE DEUR MET TL293 EN TL294  
PORTE SIMPLE OUVRANT A L'INTERIEUR AVEC TL293 ET TL294  
ANSCHLAGTUR NACH INNEN OFFNEND MIT TL293 UND TL294  
SINGLE DOOR INSIDE OPENING WITH TL293 AND TL294

ZAAGTABELLEN - TABLES DE SCIAGES - ZUSCHNITT-TABELLEN - SAWING TABLES



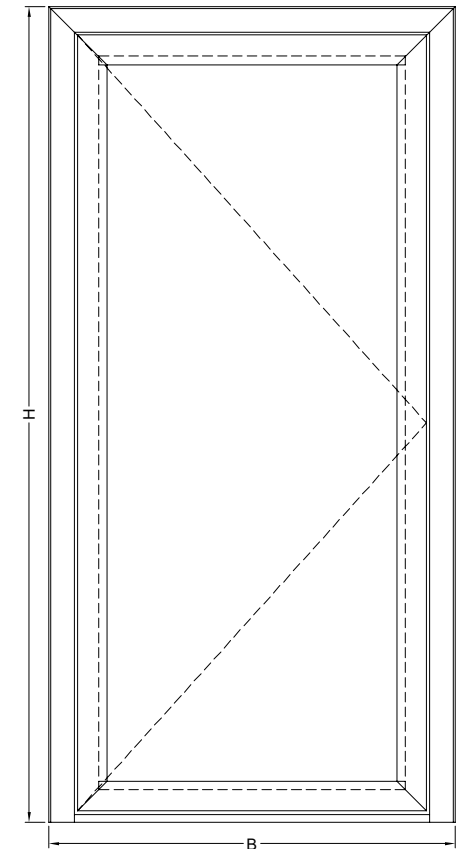
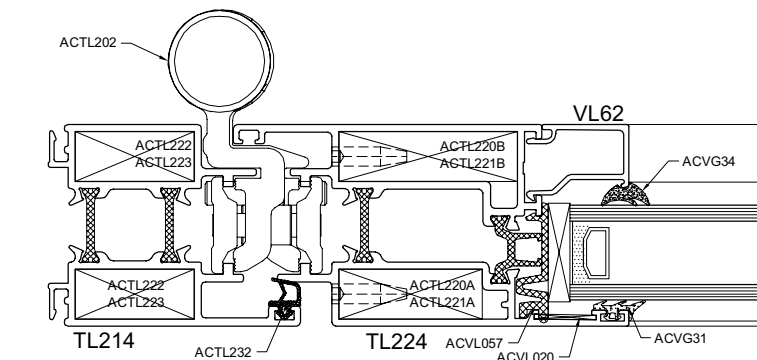
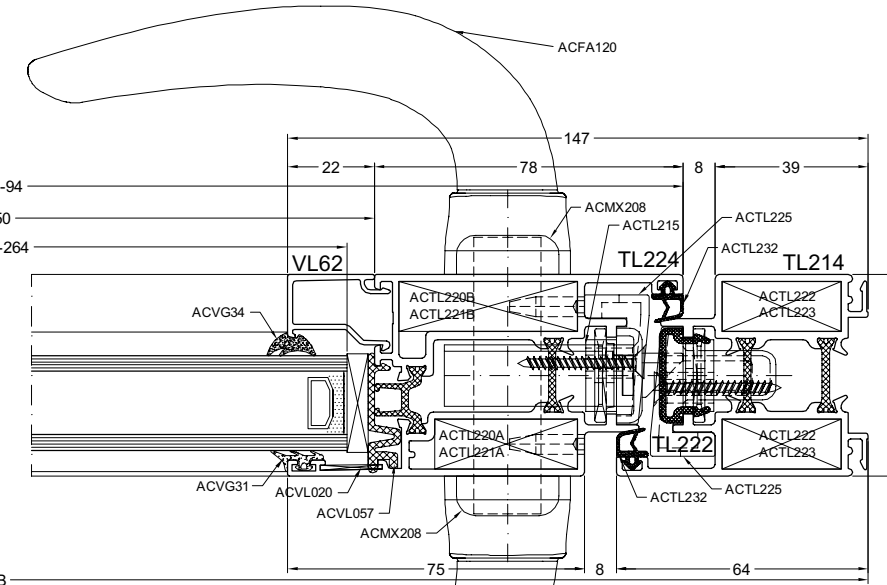
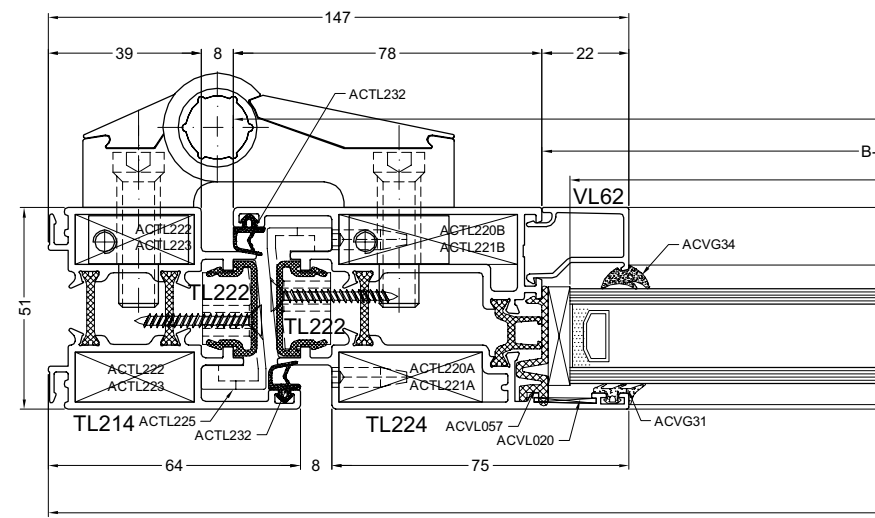
PROFIELN PROFILES PROFILE PROFILS

TL214	⌘	1	⌘	H
TL214	⌘	1	⌘	H
TL214	⌘	1	⌘	B
TL224	⌘	2	⌘	B - 94
TL224	⌘	2	⌘	H - 51
VL6*	⌘	2	⌘	B - 250
VL6*	⌘	2	⌘	H - 251
TL293	⌘	1	⌘	B - 144
TL294	⌘	1	⌘	B - 105
TL222	⌘	1	⌘	B - 94
TL222	⌘	2	⌘	H - 63
TL222	⌘	1	⌘	H - 153

GLASMATEN DIMENSIONS DES VITRAGES B - 264  
GLASSMASSE GLASS SIZES H - 221

TOEBEHOREN ACCESSOIRES  
ZUBEHÖRTEILE ACCESSORIES

ACTL222/223	4
ACTL220A/221A	4
ACTL220B/221B	4
ACVL020	4
ACVL057	4
ACIP402/ACTL202	2 of/ou/oder/or 3
ACFA120	2
ACFA121	1/5
ACSG070	2
ACMX109	1
ACMX208	2
ACTL215	1
ACMX01615	1
ACTL225	2
ACTL232	3B+4H-550
ACVG31	2B+2H-900
ACVG3*	2B+2H-900
ACVS05	B - 144



zaag17

ENKELE NAAR BUITEN DRAAIENDE DEUR MET TL289  
PORTE SIMPLE OUVRANT A L'EXTERIEUR AVEC TL289  
ANSCHLAGTUR NACH AUSSEN OFFNEND MIT TL289  
SINGLE DOOR OUTSIDE OPENING WITH TL289

ZAAGTABELLEN - TABLES DE SCIAGES - ZUSCHNITT-TABELLEN - SAWING TABLES

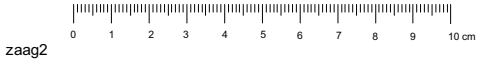
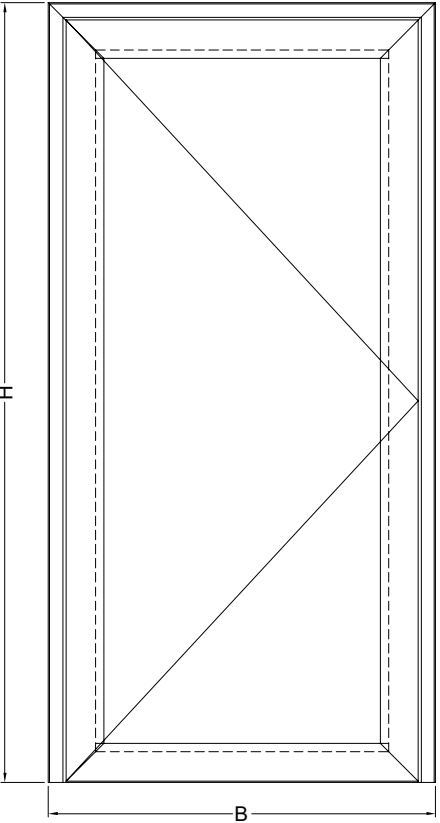
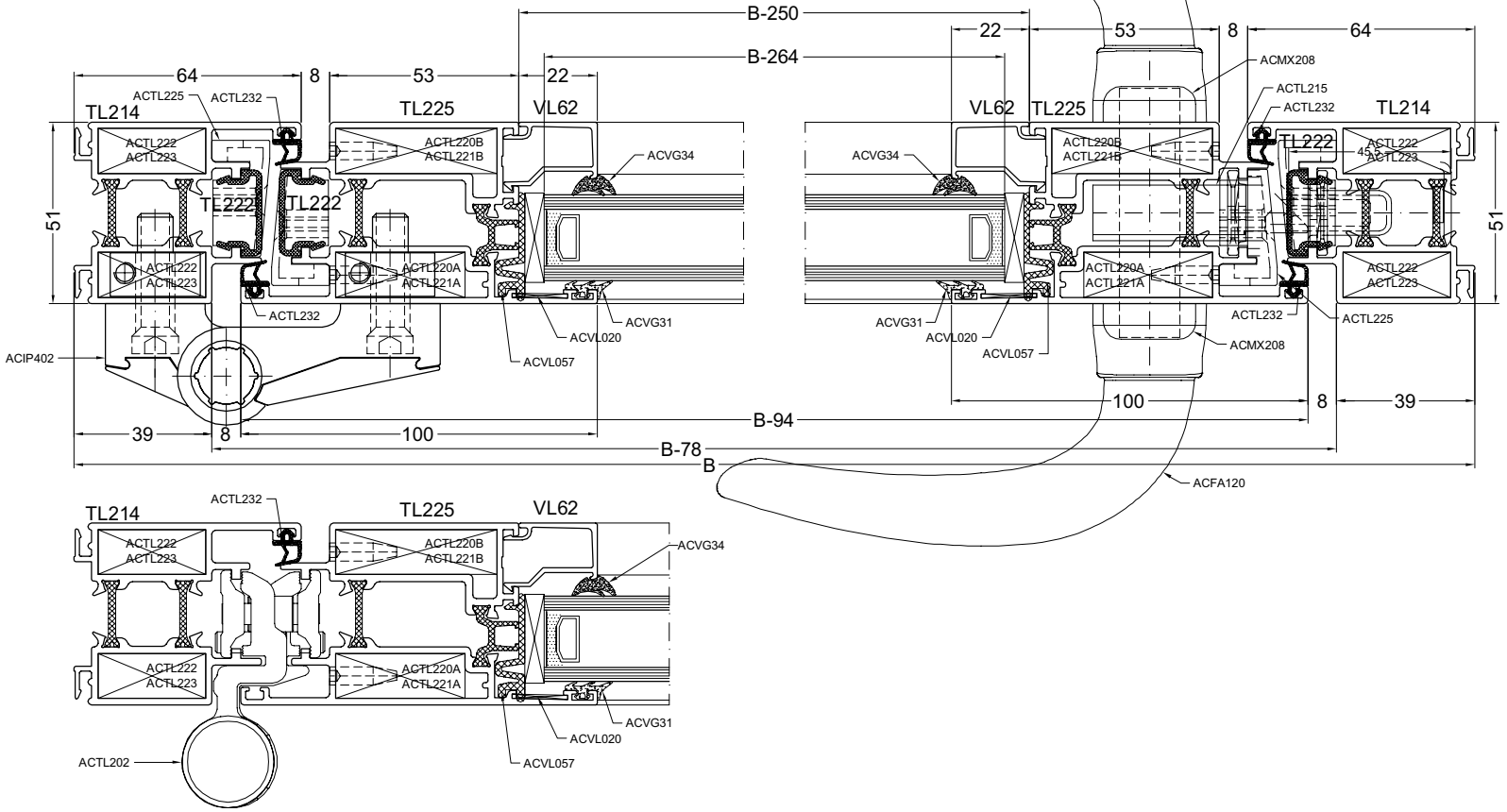
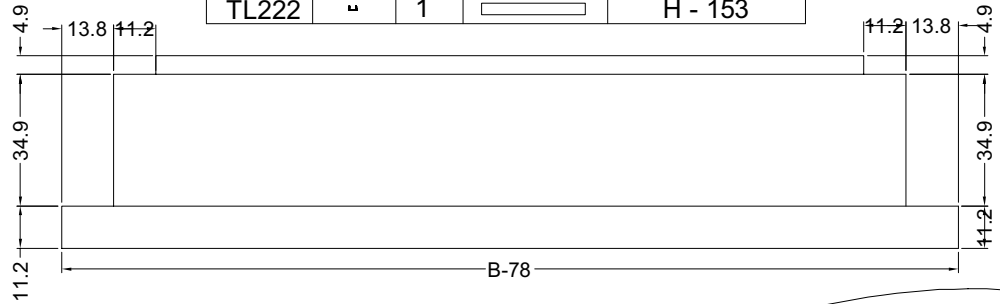
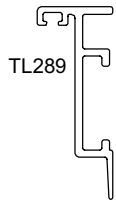
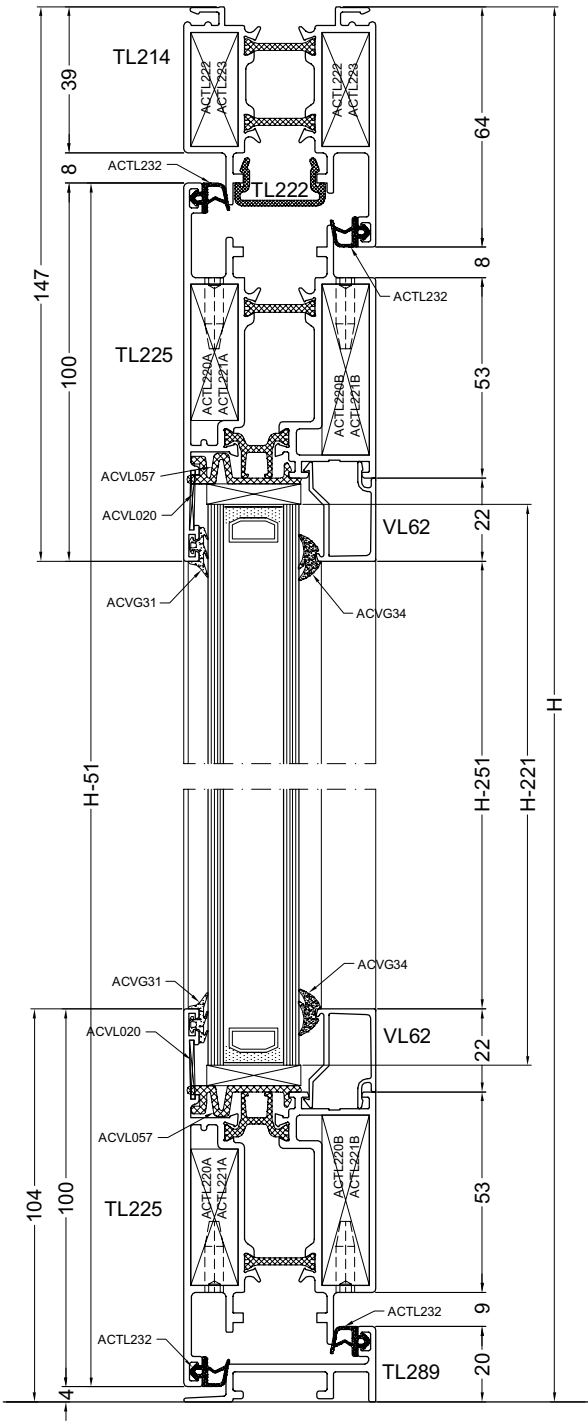
PROFIELN PROFILE PROFILE PROFILS

TL214	⏏	1	▬	H
TL214	⏏	1	▬	H
TL214	⏏	1	▬	B
TL225	⏏	2	▬	B - 94
TL225	⏏	2	▬	H - 51
VL6*	⏏	2	▬	B - 250
VL6*	⏏	2	▬	H - 251
TL289	⏏	1	▬	B - 78
TL222	⏏	1	▬	B - 94
TL222	⏏	2	▬	H - 63
TL222	⏏	1	▬	H - 153

TOEBEHOREN ACCESSOIRES  
ZUBEHÖRTEILE ACCESSORIES

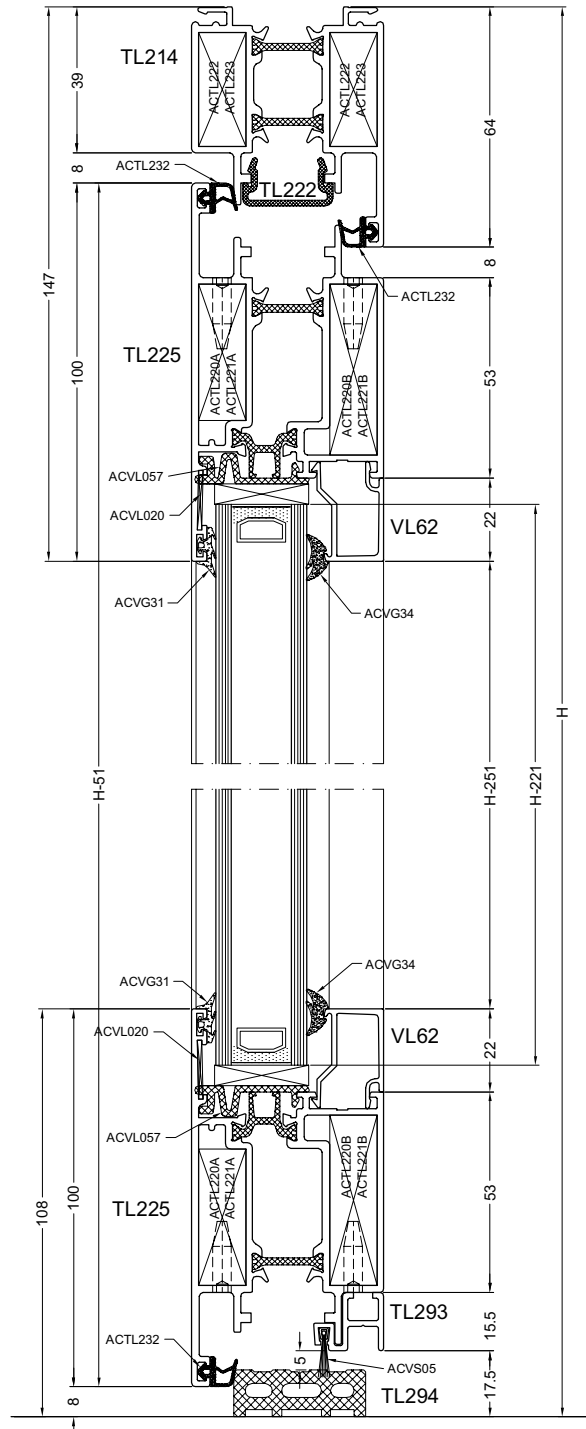
ACTL222/223	4
ACTL220A/221A	4
ACTL220B/221B	4
ACVL020	4
ACVL057	4
ACIP402/ACTL202	2 of/ou/oder/or 3
ACFA120	2
ACFA121	1/5
ACSG070	2
ACMX208	2
ACMX109	1
ACTL215	1
ACMX01615	1
ACTL225	2
ACTL232	4B+4H-550
ACVG31	2B+2H-900
ACVG3*	2B+2H-900

GLASMATEN DIMENSIONS DES VITRAGES B - 264  
GLASSMASSE GLASS SIZES H - 221



ENKELE NAAR BUITEN DRAAIENDE DEUR MET TL293 EN TL294  
PORTE SIMPLE OUVRANT A L'EXTERIEUR AVEC TL293 ET TL294  
ANSCHLAGTUR NACH AUSSEN OFFNEND MIT TL293 UND TL294  
SINGLE DOOR OUTSIDE OPENING WITH TL293 AND TL294

ZAAGTABELLEN - TABLES DE SCIAGES - ZUSCHNITT-TABELLEN - SAWING TABLES



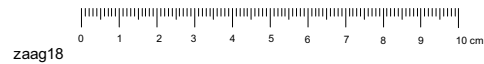
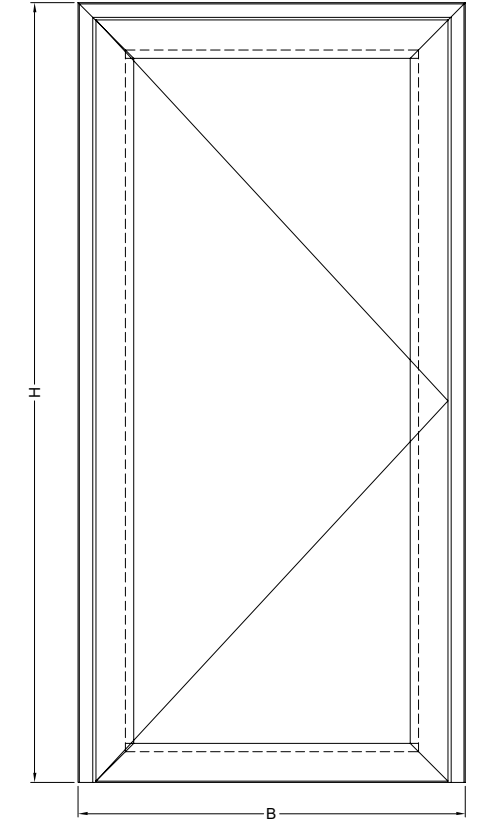
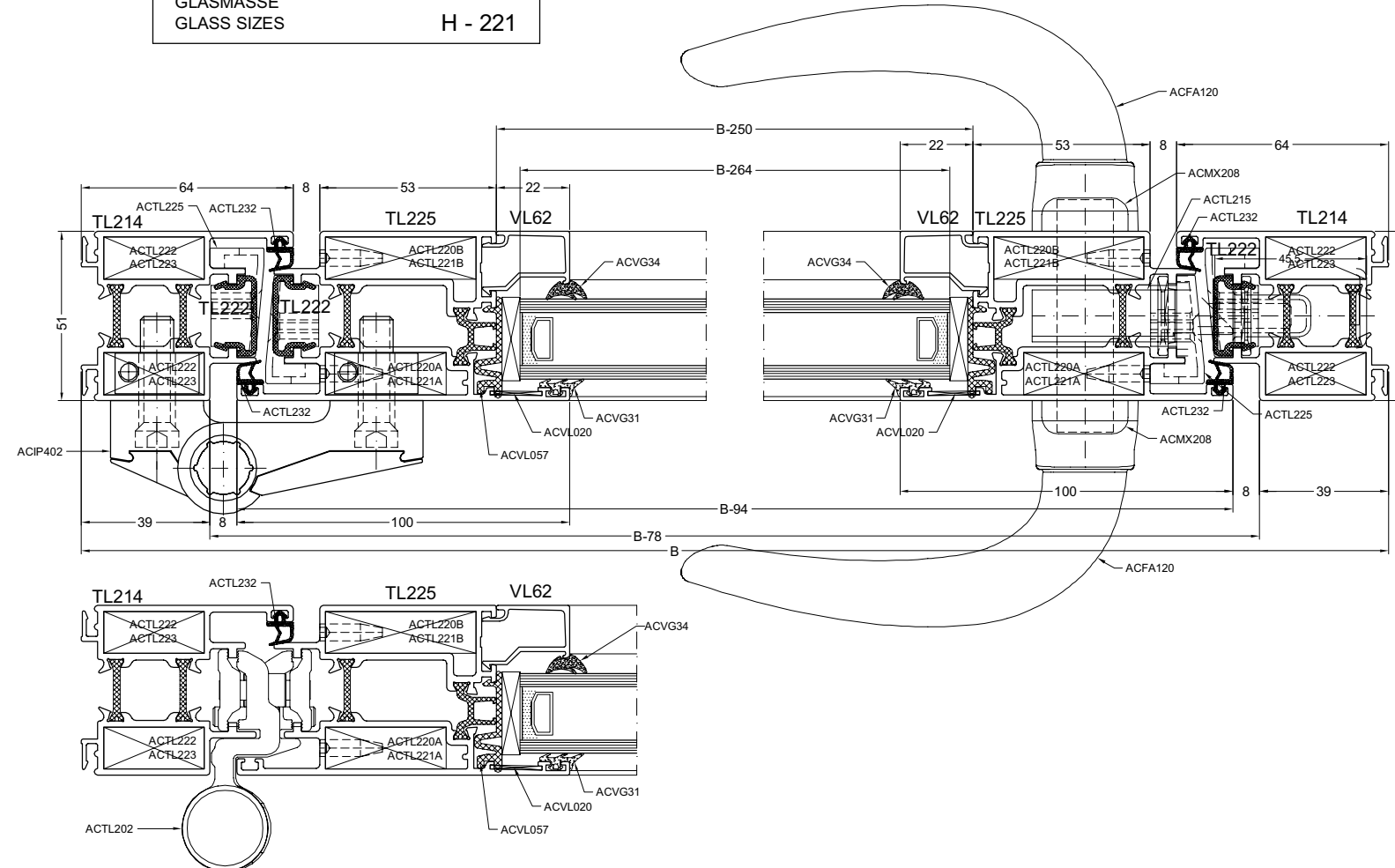
PROFIELEN PROFILES PROFILE PROFILS

TL214	☐	1	☐	H
TL214	☐	1	☐	H
TL214	☐	1	☐	B
TL225	☐	2	☐	B - 94
TL225	☐	2	☐	H - 51
VL6*	☐	2	☐	B - 250
VL6*	☐	2	☐	H - 251
TL293	☐	1	☐	B - 144
TL294	☐	1	☐	B - 105
TL222	☐	1	☐	B - 94
TL222	☐	2	☐	H - 63
TL222	☐	1	☐	H - 153

TOEBEHOREN ACCESSOIRES  
ZUBEHÖRTEILE ACCESSORIES

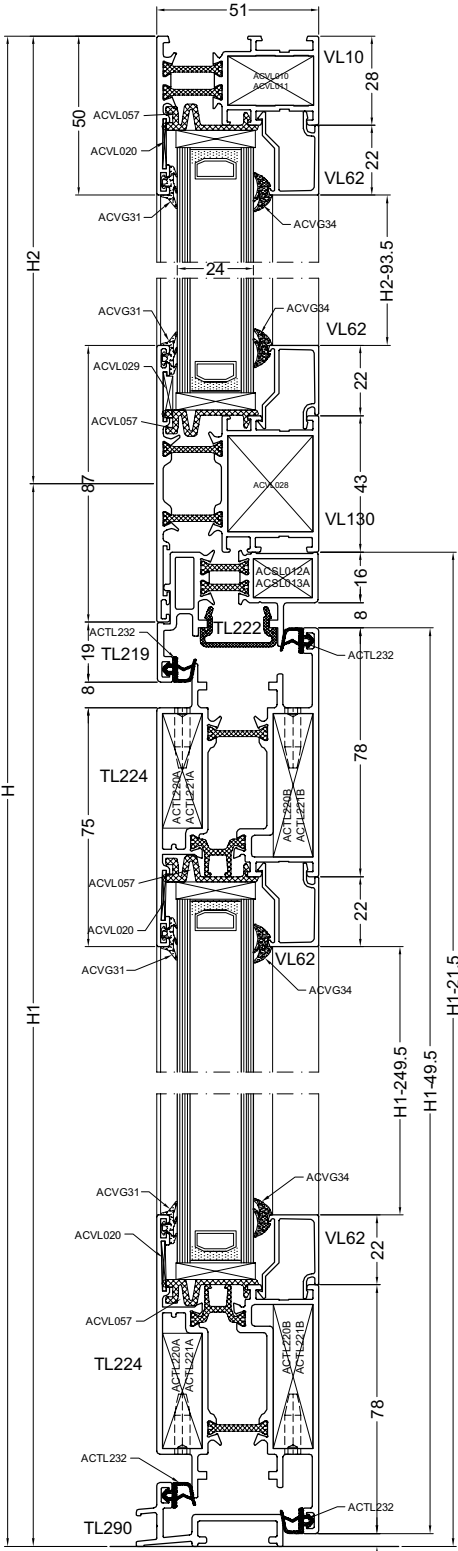
ACTL222/223	4
ACTL220A/221A	4
ACTL220B/221B	4
ACVL020	4
ACVL057	4
ACIP402/ACTL202	2 of/ou/oder/or 3
ACFA120	2
ACFA121	1/5
ACSG070	2
ACMX208	2
ACMX109	1
ACTL215	1
ACMX01615	1
ACTL225	2
ACTL232	3B+4H-550
ACVG31	2B+2H-900
ACVG3*	2B+2H-900
ACVS05	B - 144

GLASMATEN DIMENSIONS DES VITRAGES  
GLASMASSE GLASS SIZES  
GLASS SIZES H - 221



DUBBELE NAAR BINNEN DRAAIENDE DEUR MET TL290  
PORTE DOUBLE OUVRANT A L'INTERIEUR AVEC TL290  
DOPPELT TUR NACH INNEN OFFNEND MIT TL290  
DOUBLE DOOR INSIDE OPENING WITH TL290

ZAAGTABELLEN - TABLES DE SCIAGES - ZUSCHNITT-TABELLEN - SAWING TABLES



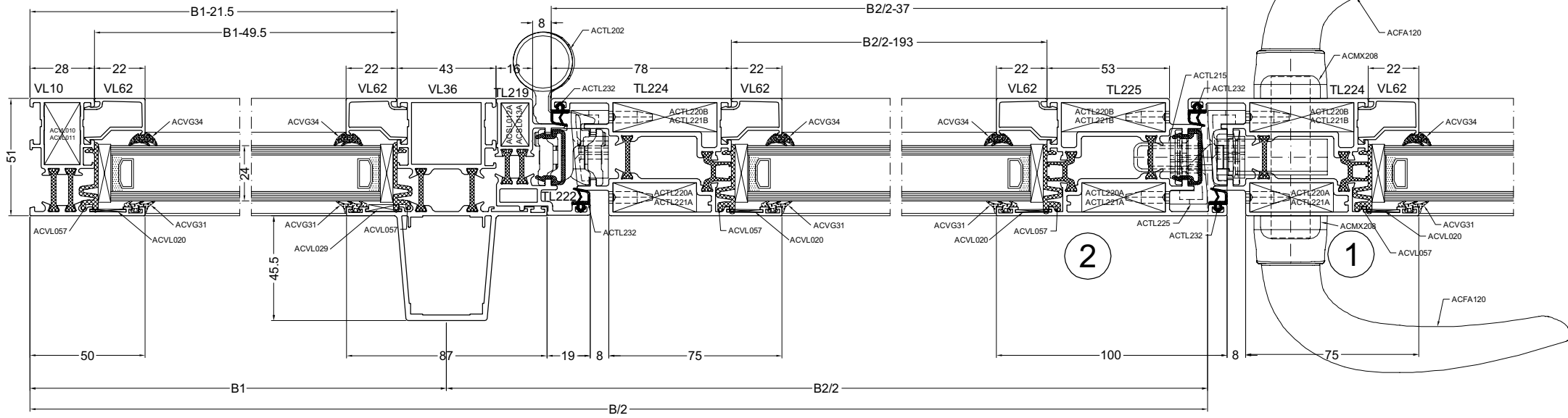
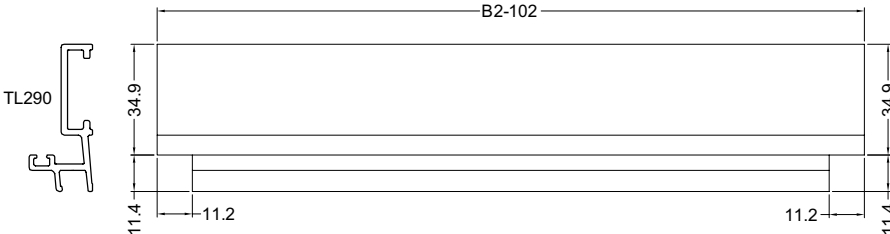
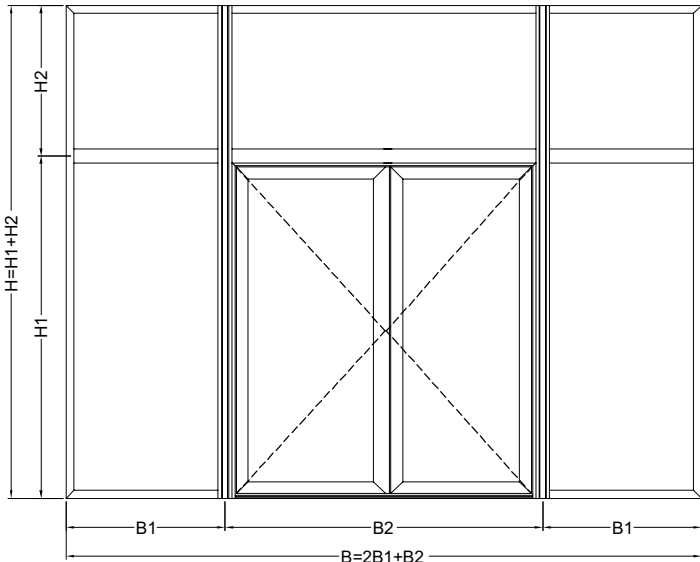
PROFIELN PROFILES PROFILE PROFILS

VL10		2		H
VL10		2		B1 - 21.5
VL10		2		B1 - 21.5
VL10		1		B2 - 43
VL130		2		B1 - 49.5
VL130		1		B2 - 43
VL36		2		H
TL219		1		H1 - 21.5
TL219		1		H1 - 21.5
TL219		1		B2 - 43
TL224		4		B2/2 - 37
TL224		3		H1 - 49.5
TL225		1		H1 - 49.5
VL6*		4		H1 - 249.5
VL6*		4		H1 - 93.5
VL6*		6		H2 - 93.5
VL6*		8		B1 - 49.5
VL6*		2		B2 - 43
VL6*		4		B2/2 - 193
TL290		1		B2 - 102
TL222		2		H1 - 61.5
TL222		1		H1 - 152
TL222		1		B2 - 91

TOEBEHOREN ACCESSOIRES  
ZUBEHORTEILE ACCESSORIES

ACVL010/011	4
ACVL025N	6
ACVL028	6
ACSL012A/013A	2
ACTL220A/221A	8
ACTL220B/221B	8
ACVL020	12
ACVL029	14
ACVL057	28
ACTL202	6 of/ou/oder/or 8
ACFA120	2
ACFA121	1/5
ACSG070	2
ACMX208	2
ACMX109	1
ACTL215	1
ACMX01615	1
ACTL232	4B2 + 6H1 - 500
ACVG31	4B + 6H + 2H1 - 2800
ACVG3*	4B + 6H + 2H1 - 2800
ACVL426	1
ACVL127	1
ACIP425	1
ACTL214	4
ACTL213	1
ACTL224	2
ACTL225	3

GLASMATEN DIMENSIONS DES VITRAGES GLASMASSE GLASS SIZES	2 X	B1 - 63.5
		H1 - 63.5
	2 X	B1 - 63.5
		H2 - 63.5
	1 X	B2 - 57
		H2 - 63.5
2 X	B2/2 - 207	
	H1 - 219.5	



DUBBELE NAAR BINNEN DRAAIENDE DEUR MET TL291  
PORTE DOUBLE OUVRANT A L'INTERIEUR AVEC TL291  
DOPPELT TUR NACH INNEN OFFNEND MIT TL291  
DOUBLE DOOR INSIDE OPENING WITH TL291

ZAAGTABELLEN - TABLES DE SCIAGES - ZUSCHNITT-TABELLEN - SAWING TABLES

PROFIELN PROFILES PROFILE PROFILS

VL18		1		B
VL18		1		H
VL18		1		H
TL219		1		H - 43
TL219		1		H - 43
TL219		1		B - 86
TL224		4		B/2 - 58.5
TL224		3		H - 77
TL225		1		H - 77
VL6*		4		B/2 - 214.5
VL6*		4		H - 277
TL291		1		B/2 - 87.5
TL291		1		B/2 - 112.5
TL222		2		H - 73
TL222		1		H - 179
TL222		1		B - 134

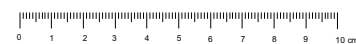
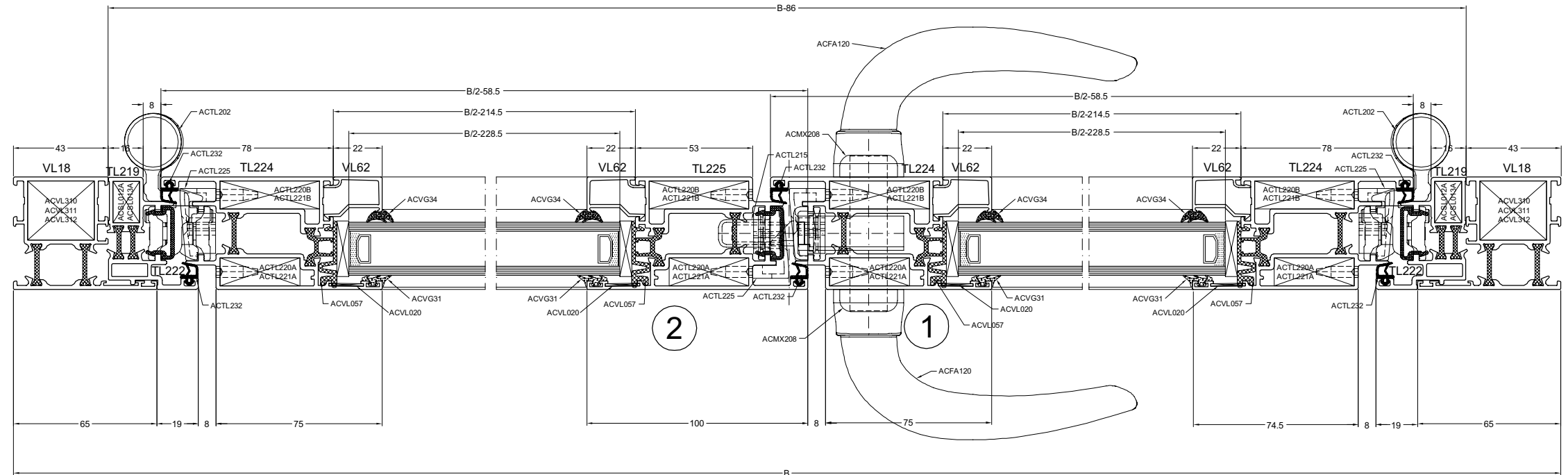
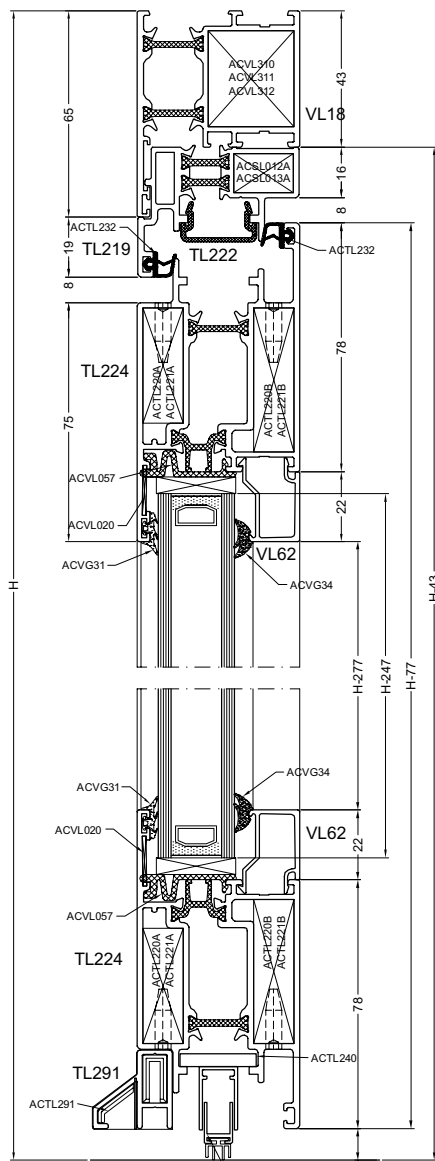
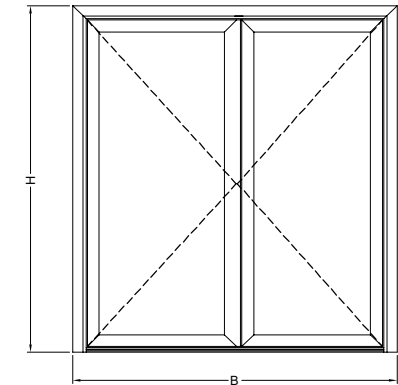
TOEBEHOREN ACCESSOIRES  
ZUBEHORTEILE ACCESSORIES

ACVL310/311	2
ACSL012A/013A	2
ACTL220A/221A	8
ACTL220B/221B	8
ACVL020	8
ACVL057	8
ACTL202	6
ACFA120	2
ACFA121	1/5
ACSG070	2
ACMX208	2
ACMX109	1
ACTL215	1
ACMX01615	1
ACTL232	2B + 6H - 600
ACVG31	2B + 4H - 1800
ACVG3*	2B + 4H - 1800
ACTL213	1
ACTL214	2
ACVL432	2
ACIP427	1
ACTL224	2
ACTL225	3
ACTL291	2

GLASMATEN DIMENSIONS DES VITRAGES GLASSIZES	2 X	B/2 - 228.5 H - 247
---	-----	------------------------

ACTL240	2	B/2-107.5
---------	---	-----------

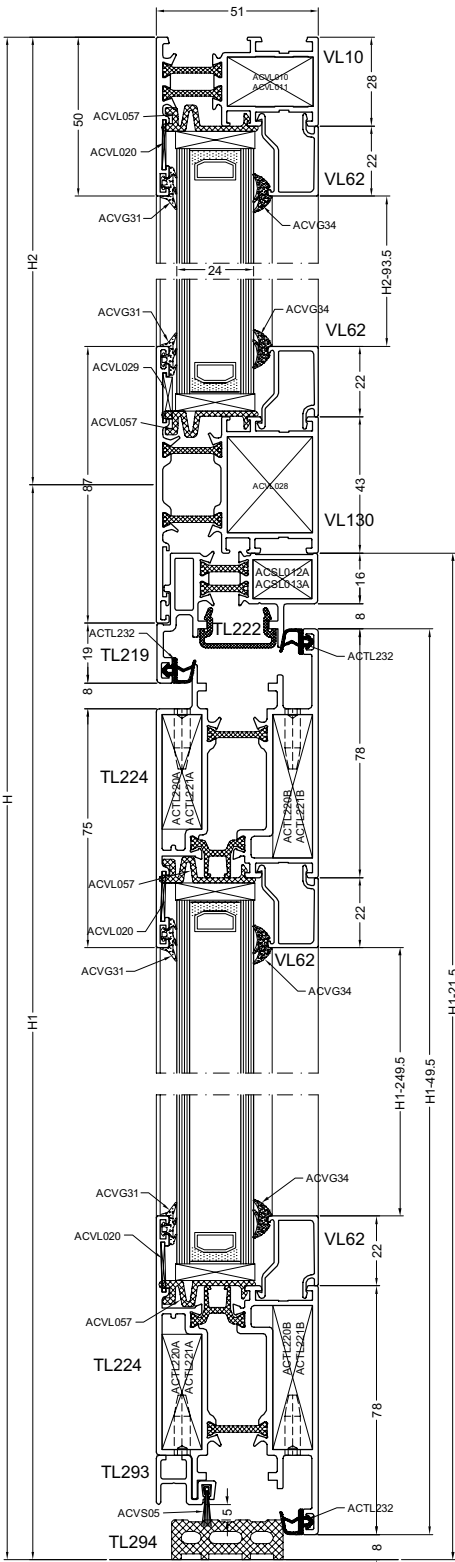
ACTL244 -> ACTL249	2	L=B/2-107.5
ACTL244	Lmin=580mm	Lmax=730mm
ACTL245	Lmin=680mm	Lmax=830mm
ACTL246	Lmin=780mm	Lmax=930mm
ACTL247	Lmin=880mm	Lmax=1030mm
ACTL248	Lmin=980mm	Lmax=1130mm
ACTL249	Lmin=1080mm	Lmax=1230mm



zaag5

DUBBELE NAAR BINNEN DRAAIENDE DEUR MET TL293 EN TL294  
PORTE DOUBLE OUVRANT A L'INTERIEUR AVEC TL293 ET TL294  
DOPPELT TUR NACH INNEN OFFNEND MIT TL293 UND TL294  
DOUBLE DOOR INSIDE OPENING WITH TL293 AND TL294

ZAAGTABELLEN - TABLES DE SCIAGES - ZUSCHNITT-TABELLEN - SAWING TABLES



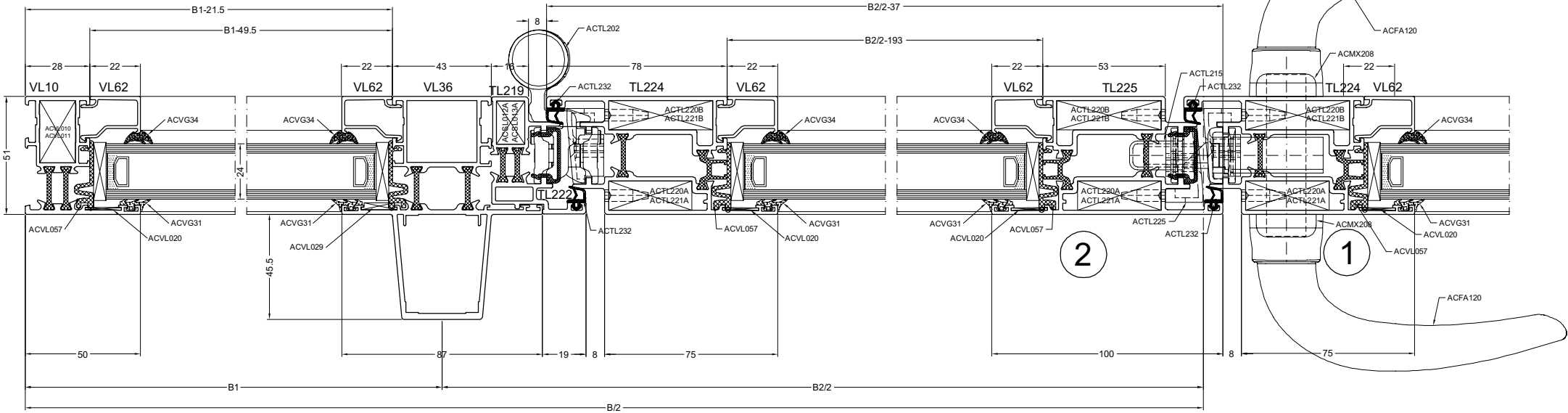
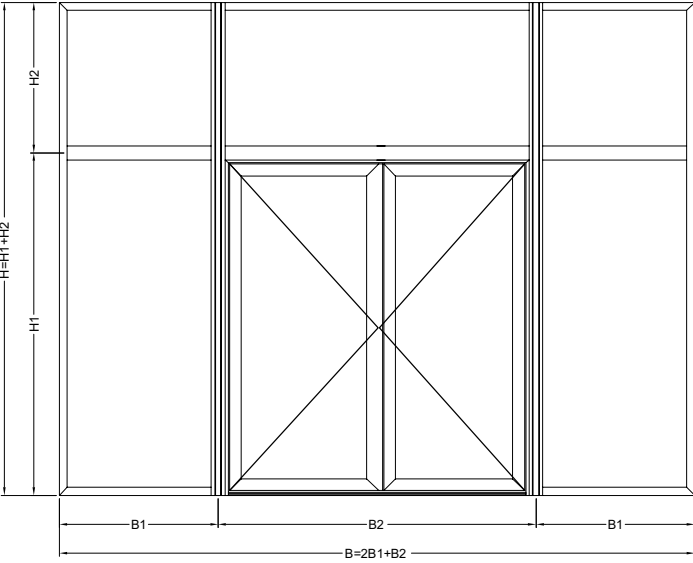
PROFIELN PROFILE PROFILE PROFILS

VL10	⏏	2	⏏	H
VL10	⏏	2	⏏	B1 - 21.5
VL10	⏏	2	⏏	B1 - 21.5
VL10	⏏	1	⏏	B2 - 43
VL130	⏏	2	⏏	B1 - 49.5
VL130	⏏	1	⏏	B2 - 43
VL36	⏏	2	⏏	H
TL219	⏏	1	⏏	H1 - 21.5
TL219	⏏	1	⏏	H1 - 21.5
TL219	⏏	1	⏏	B2 - 43
TL224	⏏	4	⏏	B2/2 - 37
TL224	⏏	3	⏏	H1 - 49.5
TL225	⏏	1	⏏	H1 - 49.5
VL6*	⏏	4	⏏	H1 - 249.5
VL6*	⏏	4	⏏	H1 - 93.5
VL6*	⏏	6	⏏	H2 - 93.5
VL6*	⏏	8	⏏	B1 - 49.5
VL6*	⏏	2	⏏	B2 - 43
VL6*	⏏	4	⏏	B2/2 - 193
TL293	⏏	1	⏏	B2/2 - 62
TL293	⏏	1	⏏	B2/2 - 78.5
TL294	⏏	1	⏏	B2 - 105
TL222	⏏	2	⏏	H1 - 61.5
TL222	⏏	1	⏏	H1 - 152
TL222	⏏	1	⏏	B2 - 91

TOEBEHOREN ACCESSOIRES  
ZUBEHÖRTEILE ACCESSORIES

ACVL010/011	4
ACVL025N	6
ACVL028	6
ACSL012A/013A	2
ACTL220A/221A	8
ACTL220B/221B	8
ACVL020	12
ACVL029	14
ACVL057	28
ACTL202	6 of/ou/oder/or 8
ACFA120	2
ACFA121	1/5
ACSG070	2
ACMX208	2
ACMX109	1
ACTL215	1
ACMX01615	1
ACTL232	3B2 + 6H1 - 500
ACVG31	4B + 6H + 2H1 - 2800
ACVG3*	4B + 6H + 2H1 - 2800
ACVL426	1
ACVL127	1
ACIP425	1
ACTL214	4
ACTL213	1
ACTL224	2
ACTL225	3
ACVS05	B2/2 - 62
ACVS05	B2/2 - 78.5

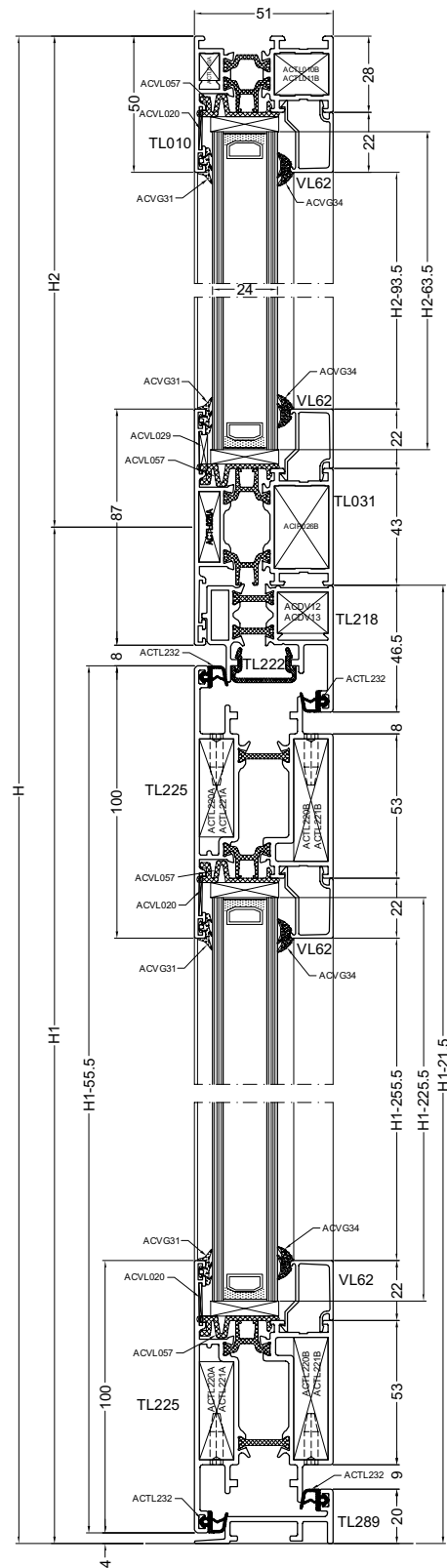
GLASMATEN DIMENSIONS DES VITRAGES GLASMASSE GLASS SIZES	2 X	B1 - 63.5
		H1 - 63.5
2 X	B1 - 63.5	
	H2 - 63.5	
1 X	B2 - 57	
	H2 - 63.5	
2 X	B2/2 - 207	
	H1 - 219.5	



zaag19

DUBBELE NAAR BUITEN DRAAIENDE DEUR MET TL289  
PORTE DOUBLE OUVRANT A L'EXTERIEUR AVEC TL289  
DOPPELT TUR NACH AUSSEN OFFNEND MIT TL289  
DOUBLE DOOR OUTSIDE OPENING WITH TL289

ZAAGTABELLEN - TABLES DE SCIAGES - ZUSCHNITT-TABELLEN - SAWING TABLES



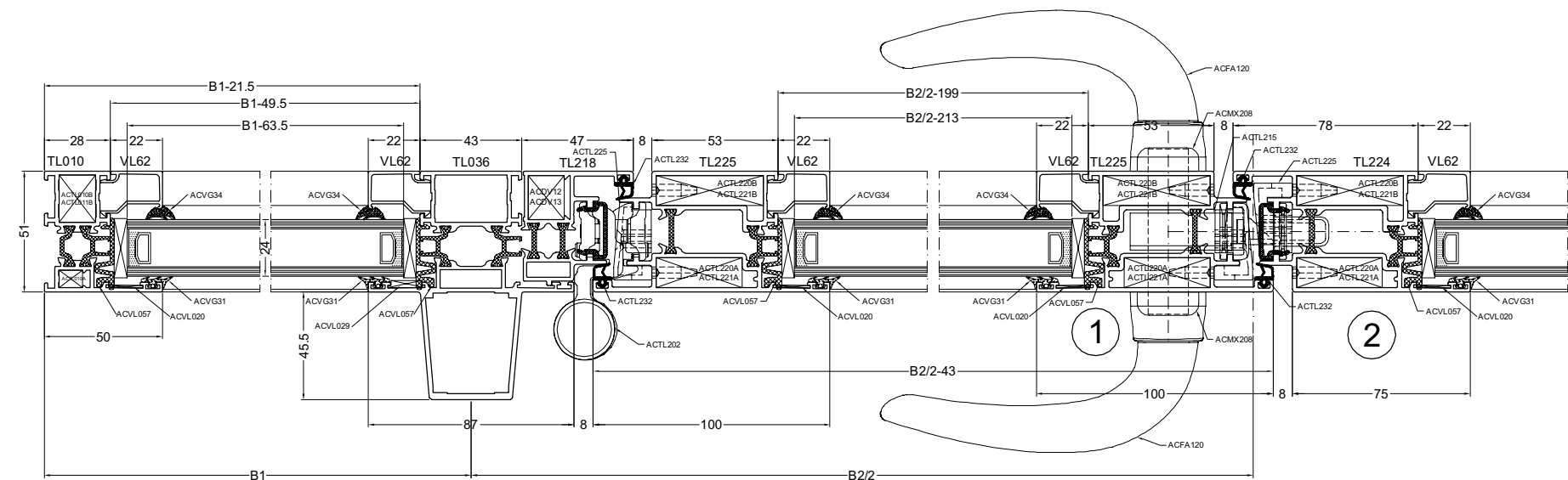
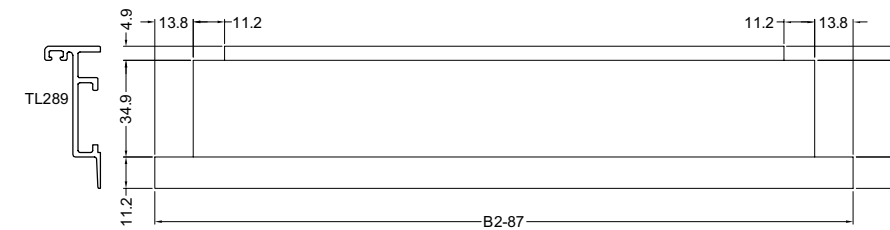
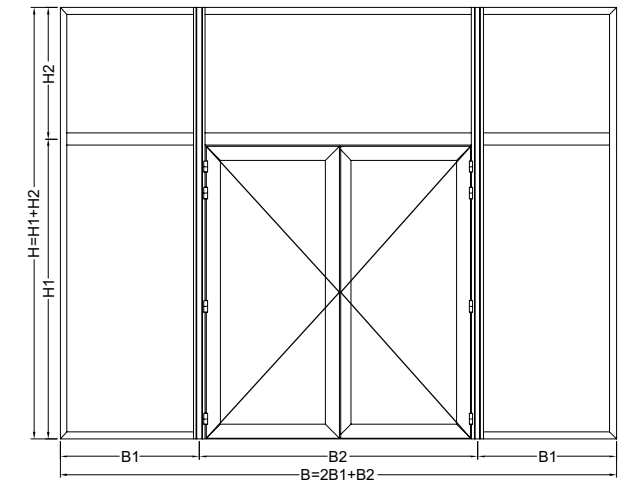
PROFIELEN PROFILES PROFILE PROFILS

TL010	2		H
TL010	2		B1 - 21.5
TL010	2		B1 - 21.5
TL010	1		B2 - 43
TL031	2		B1 - 49.5
TL031	1		B2 - 43
TL036	2		H
TL218	1		H1 - 21.5
TL218	1		H1 - 21.5
TL218	1		B2 - 43
TL225	4		B2/2 - 43
TL225	3		H1 - 55.5
TL224	1		H1 - 55.5
VL6*	4		H1 - 255.5
VL6*	4		H1 - 93.5
VL6*	6		H2 - 93.5
VL6*	8		B1 - 49.5
VL6*	2		B2 - 43
VL6*	4		B2/2 - 199
TL289	1		B2 - 87
TL222	2		H1 - 67
TL222	1		H1 - 157.5
TL222	1		B2 - 103

TOEBEHOREN ACCESSOIRES  
ZUBEHÖRTEILE ACCESSORIES

ACTL010A	4
ACTL010B/011B	4
ACTL025B	6
ACTL026A	6
ACIP026B	6
ACDV12/13	2
ACTL220A/221A	8
ACTL220B/221B	8
ACVL020	12
ACVL029	14
ACVL057	28
ACTL202	6 of/ou/oder/or 8
ACFA120	2
ACFA121	1/5
ACSG070	2
ACMX208	2
ACMX109	1
ACTL215	1
ACMX01615	1
ACTL232	4B2 + 6H1 - 500
ACVG31	4B + 6H + 2H1 - 2800
ACVG3*	4B + 6H + 2H1 - 2800
ACVL426	1
ACVL127	1
ACIP425	1
ACTL214	4
ACTL213	1
ACTL224	2
ACTL225	3

GLASMATEN DIMENSIONS DES VITRAGES GLASSIZES	2 X	B1 - 63.5
		H1 - 63.5
	2 X	B1 - 63.5
		H2 - 63.5
	1 X	B2 - 57
		H2 - 63.5
2 X	B2/2 - 213	
	H1 - 225.5	



zaag4

DUBBELE NAAR BUITEN DRAAIENDE DEUR MET TL292  
PORTE DOUBLE OUVRANT A L'EXTERIEUR AVEC TL292  
DOPPELT TUR NACH AUSSEN OFFNEND MIT TL292  
DOUBLE DOOR OUTSIDE OPENING WITH TL292

ZAAGTABELLEN - TABLES DE SCIAGES - ZUSCHNITT-TABELLEN - SAWING TABLES

PROFIELEN PROFILES PROFILE PROFILS

VL18		1		B
VL18		1		H
VL18		1		H
TL218		1		H - 43
TL218		1		H - 43
TL218		1		B - 86
TL225		4		B/2 - 64.5
TL225		3		H - 83
TL224		1		H - 83
VL6*		4		H - 283
VL6*		4		B/2 - 220.5
TL292		1		B/2 - 118.5
TL292		1		B/2 - 93.5
TL222		2		H - 78.5
TL222		1		H - 185
TL222		1		B - 146

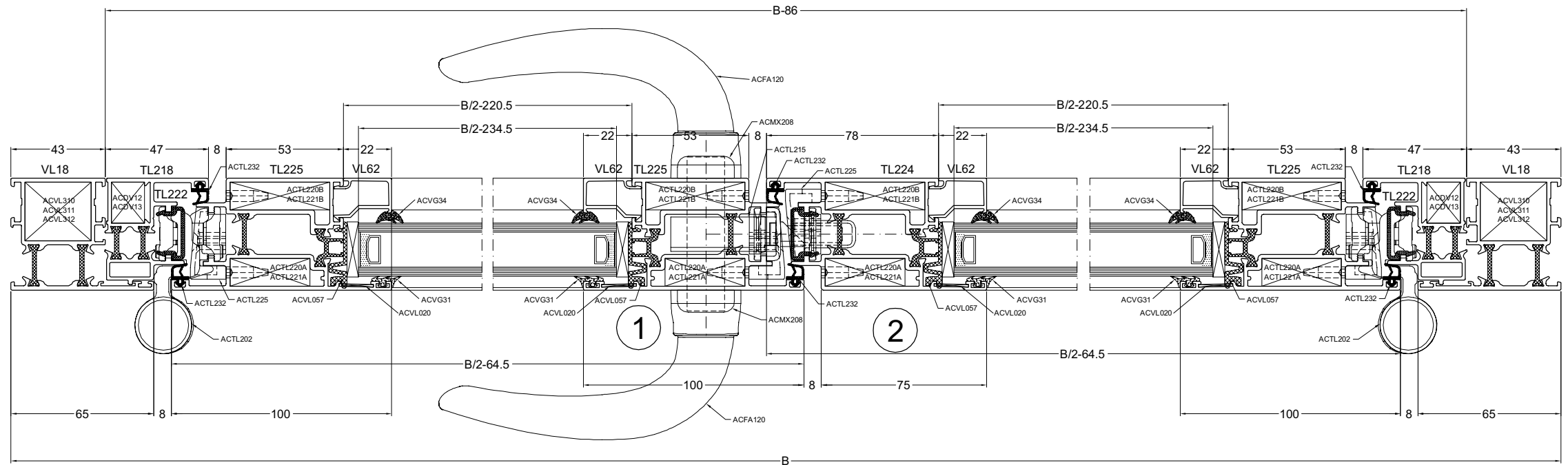
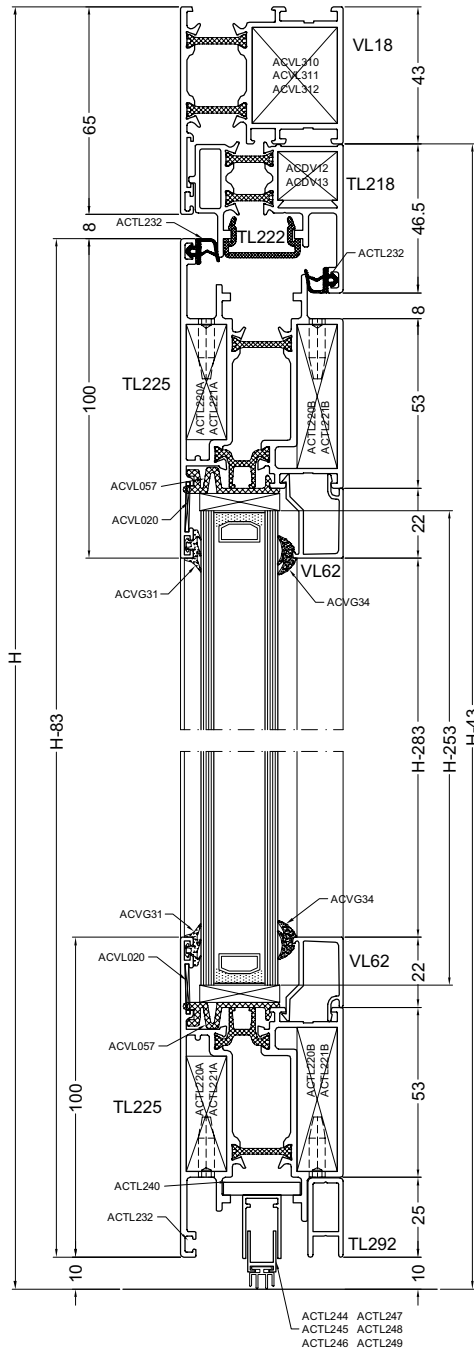
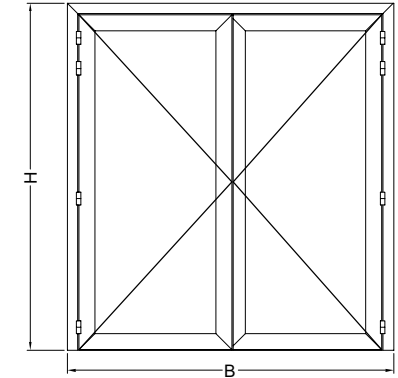
TOEBEHOREN ACCESSOIRES  
ZUBEHORTEILE ACCESSORIES

ACVL310/311	2
ACDV12/13	2
ACTL220A/221A	8
ACTL220B/221B	8
ACVL020	8
ACVL057	8
ACTL202	6
ACFA120	2
ACFA121	1/5
ACSG070	2
ACMX208	2
ACMX109	1
ACTL215	1
ACMX01615	1
ACTL232	2B + 6H - 700
ACVG31	2B + 4H - 1850
ACVG3*	2B + 4H - 1850
ACTL213	1
ACTL214	2
ACVL432	2
ACIP427	1
ACTL224	2
ACTL225	3

GLASMATEN DIMENSIONS DES VITRAGES GLASSASSE GLASS SIZES	2 X	B/2 - 234.5 H - 253
--	-----	------------------------

ACTL240	2	B/2-113.5
---------	---	-----------

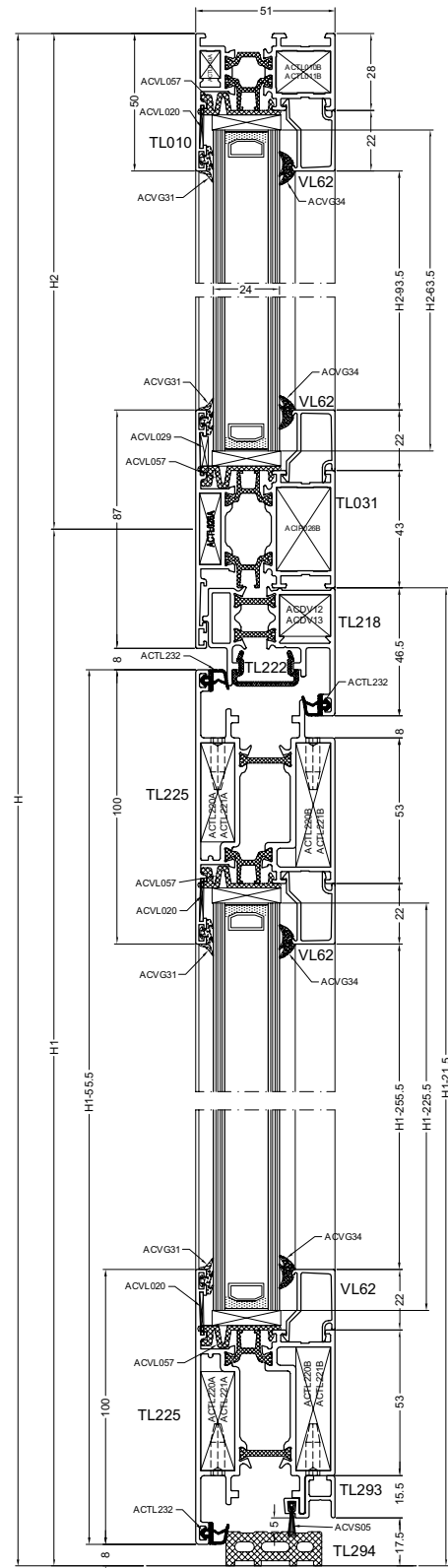
ACTL244 -> ACTL249	2	L=B/2-113.5
ACTL244	Lmin=580mm	Lmax=730mm
ACTL245	Lmin=680mm	Lmax=830mm
ACTL246	Lmin=780mm	Lmax=930mm
ACTL247	Lmin=880mm	Lmax=1030mm
ACTL248	Lmin=980mm	Lmax=1130mm
ACTL249	Lmin=1080mm	Lmax=1230mm





DUBBELE NAAR BUITEN DRAAIENDE DEUR MET TL293 EN TL294  
PORTE DOUBLE OUVRANT A L'EXTERIEUR AVEC TL293 ET TL294  
DOPPELT TUR NACH AUSSEN OFFNEND MIT TL293 UND TL294  
DOUBLE DOOR OUTSIDE OPENING WITH TL293 AND TL294

ZAAGTABELLEN - TABLES DE SCIAGES - ZUSCHNITT-TABELLEN - SAWING TABLES



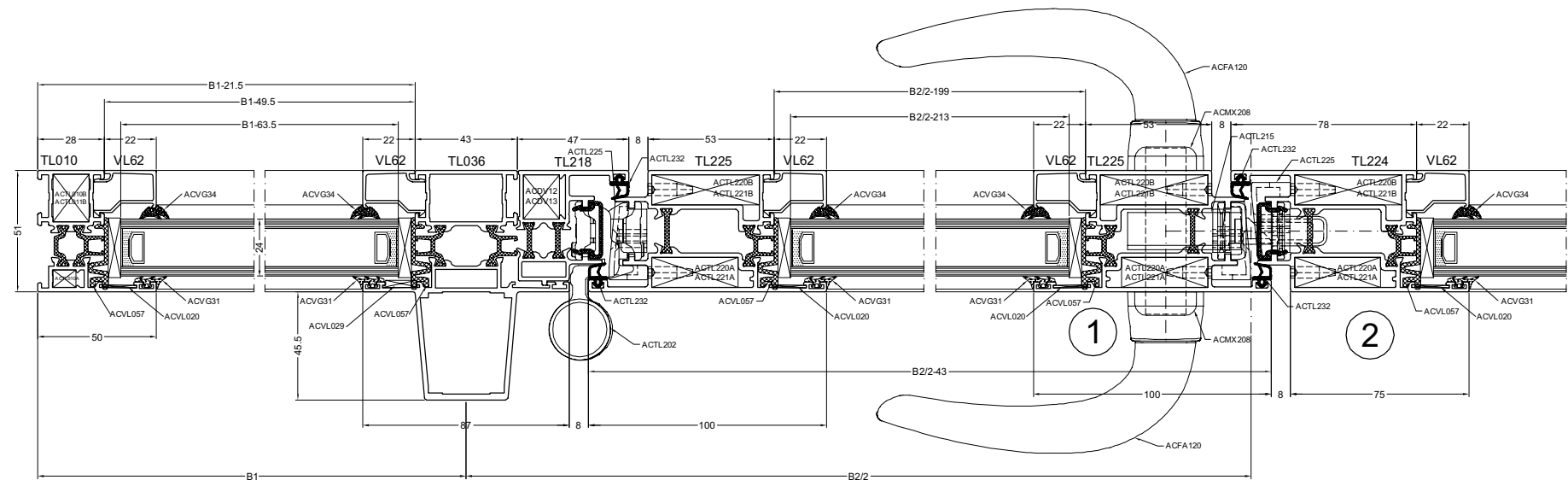
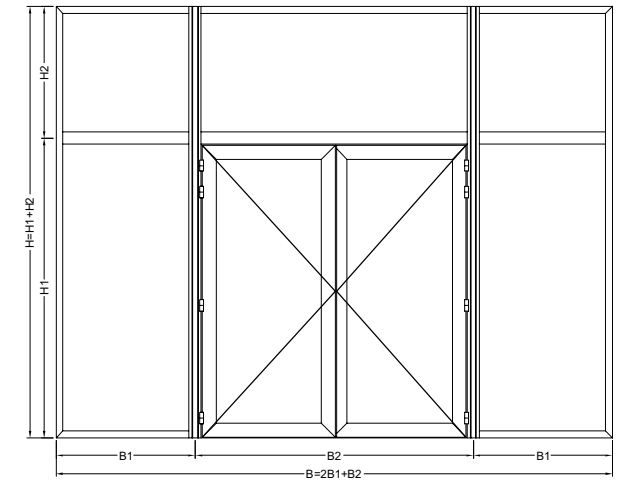
PROFIELEN PROFILES PROFILE PROFILS

TL010	1	2	H
TL010	1	2	B1 - 21.5
TL010	1	2	B1 - 21.5
TL010	1	1	B2 - 43
TL031	1	2	B1 - 49.5
TL031	1	1	B2 - 43
TL036	1	2	H
TL218	1	1	H1 - 21.5
TL218	1	1	H1 - 21.5
TL218	1	1	B2 - 43
TL225	1	4	B2/2 - 43
TL225	1	3	H1 - 55.5
TL224	1	1	H1 - 55.5
VL6*	1	4	H1 - 255.5
VL6*	1	4	H1 - 93.5
VL6*	1	6	H2 - 93.5
VL6*	1	8	B1 - 49.5
VL6*	1	2	B2 - 43
VL6*	1	4	B2/2 - 199
TL293	1	1	B2/2 - 93
TL293	1	1	B2/2 - 68
TL294	1	1	B2 - 115
TL222	1	2	H1 - 67
TL222	1	1	H1 - 157.5
TL222	1	1	B2 - 103

TOEBEHOREN ACCESSOIRES  
ZUBEHÖRTEILE ACCESSORIES

ACTL010A	4
ACTL010B/011B	4
ACTL025B	6
ACTL026A	6
ACIP026B	6
ACDV12/13	2
ACTL220A/221A	8
ACTL220B/221B	8
ACVL020	12
ACVL029	14
ACVL057	28
ACTL202	6 of/ou/oder/ior 8
ACFA120	2
ACFA121	1/5
ACSG070	2
ACMX208	2
ACMX109	1
ACTL215	1
ACMX01615	1
ACTL232	3B2 + 6H1 - 500
ACVG31	4B + 6H + 2H1 - 2800
ACVG3*	4B + 6H + 2H1 - 2800
ACVL426	1
ACVL127	1
ACIP425	1
ACTL214	4
ACTL213	1
ACTL224	2
ACTL225	3
ACVS05	B2/2 - 93
ACVS05	B2/2 - 68

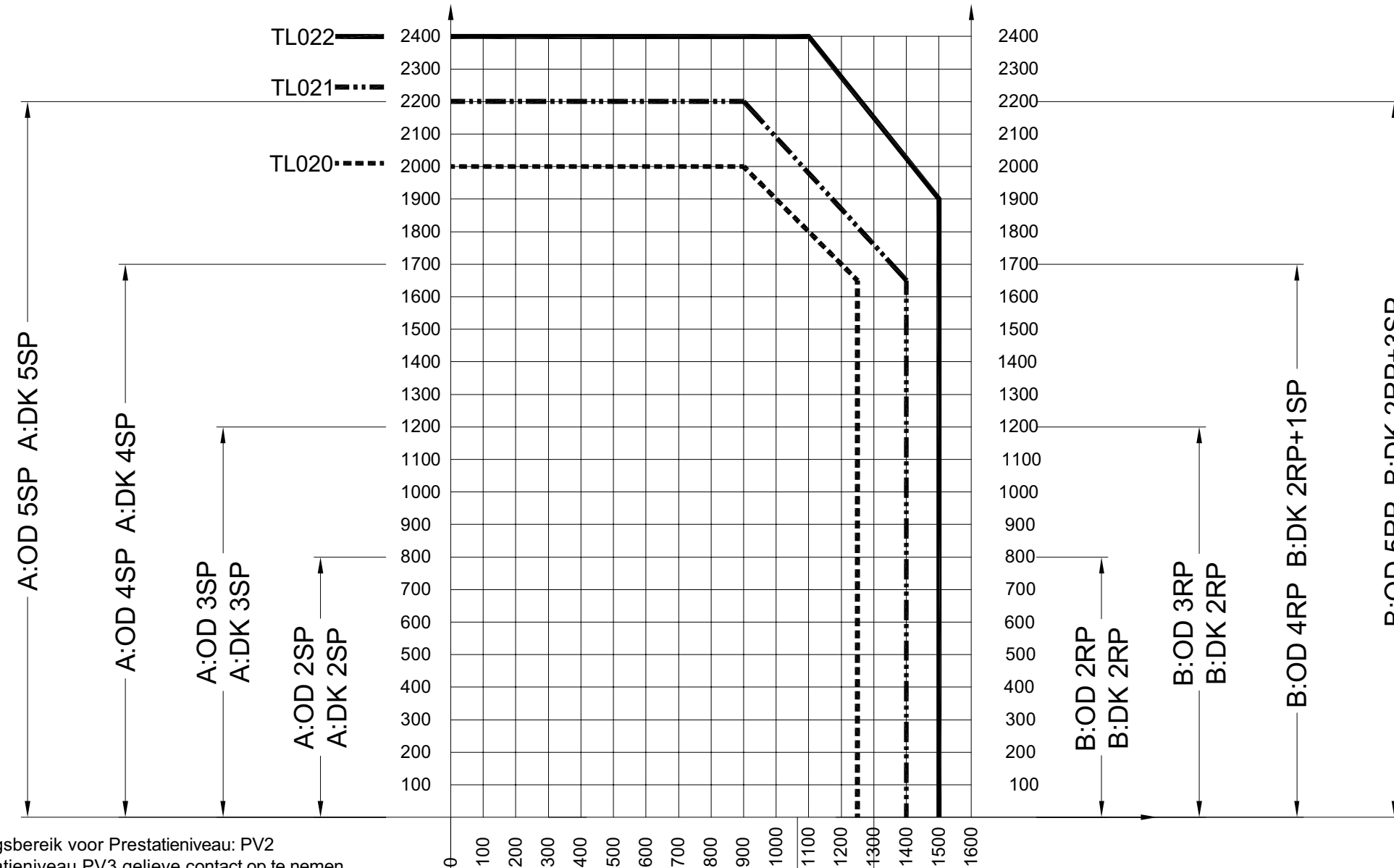
GLASMATEN DIMENSIONS DES VITRAGES GLASSMASSE GLASS SIZES	2 X	B1 - 63.5
		H1 - 63.5
	2 X	B1 - 63.5
		H2 - 63.5
	1 X	B2 - 57
		H2 - 63.5
2 X	B2/2 - 213	
	H1 - 225.5	



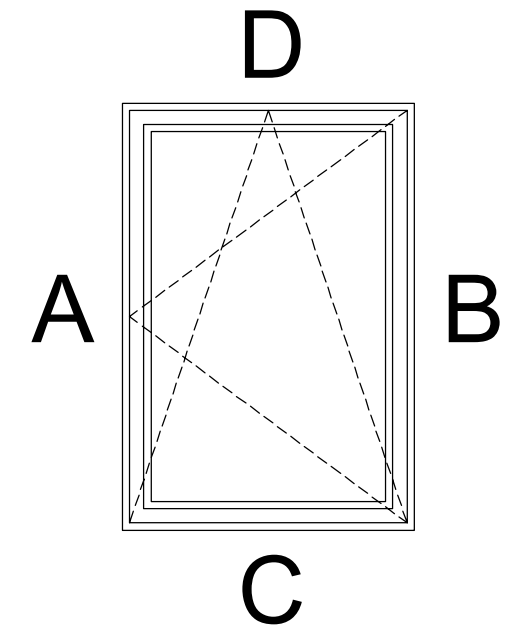


TOEPASSINGSBEREIK OPENDRAAIEND RAAM + DRAAIKIP RAAM + KIPDRAAI RAAM  
 PORTEE D'UTILISATION FENETRE OUVRANTE + CHASSIS OSCILLO-BATTANT + MANOEUVRE LOGIQUE  
 ANWENDUNGSBEREICH DREHFLUGEL + DREHKIP FENSTER + KIPDREH FENSTER  
 APPLICATION LIMIT CASEMENT WINDOW + TURN AND TILT WINDOW + TILT BEFORE TURN WINDOW

WERKTEKENINGEN - DESSINS DE CONSTRUCTION - KONSTRUKTIONZEICHNUNGEN - CONSTRUCTION DRAWINGS



Hang- en sluitwerk  
 Quincaillerie  
 Beslag  
 Hardware



Toepassingsbereik voor Prestatieniveau: PV2  
 Voor prestatieniveau PV3 gelieve contact op te nemen  
 Max. vleugelgewicht: 90 kg

Portée d'utilisation pour niveau de performance: PV2  
 Pour PV3 veuillez nous contacter  
 Poids max. de l'ouvrant: 90 kg

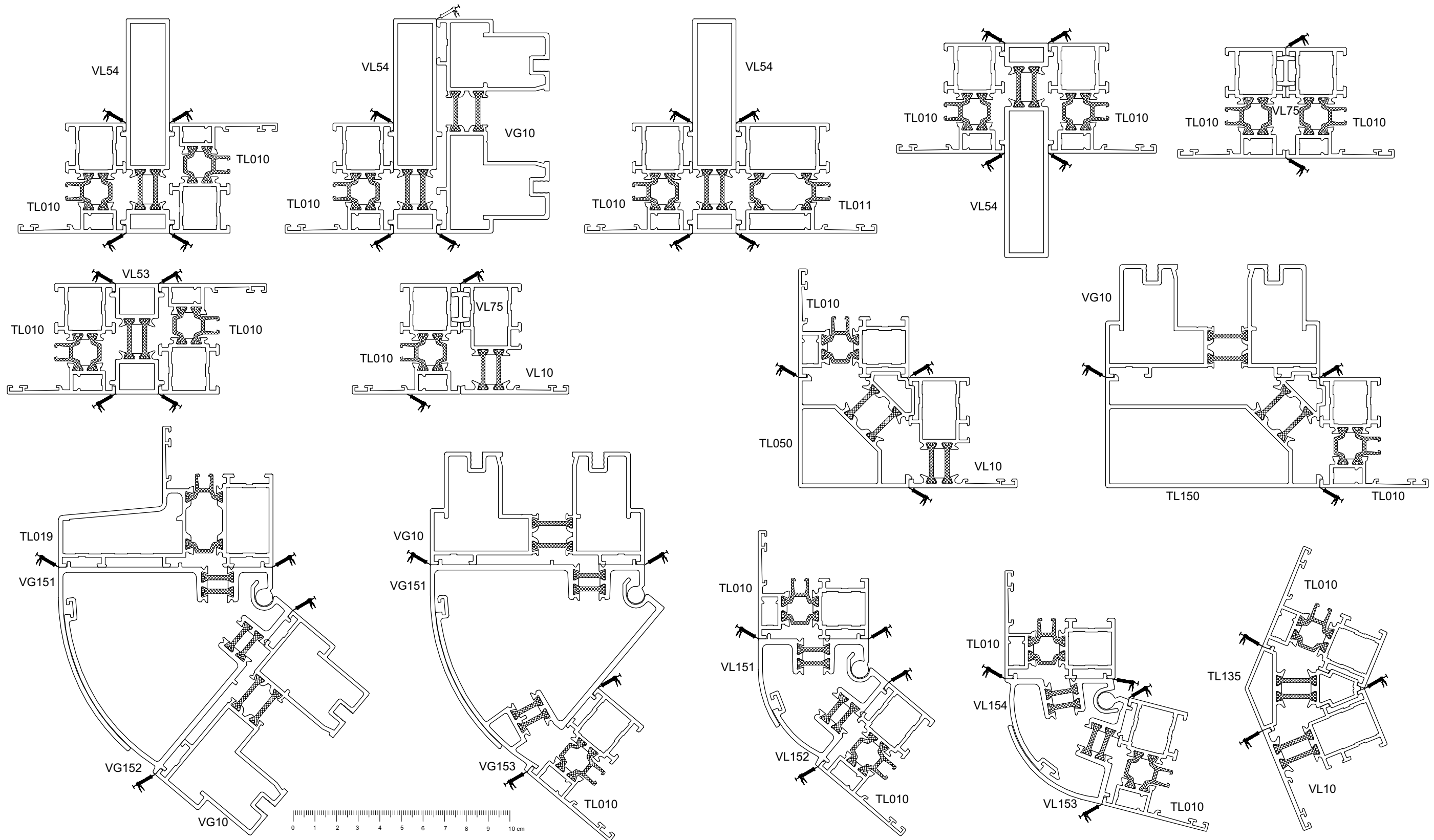
Anwendungsbereich für das Niveau der Leistung: PV2  
 Für PV3 Bitte kontaktieren Sie Uns  
 Max. Gewicht der Flügel: 90 kg

Application limit for performance level: PV2  
 For PV3 please contact us  
 Max. weight for opening part: 90 kg

C&D zonder SP  
 C&D sans SP  
 C&D ohne SP  
 C&D without SP

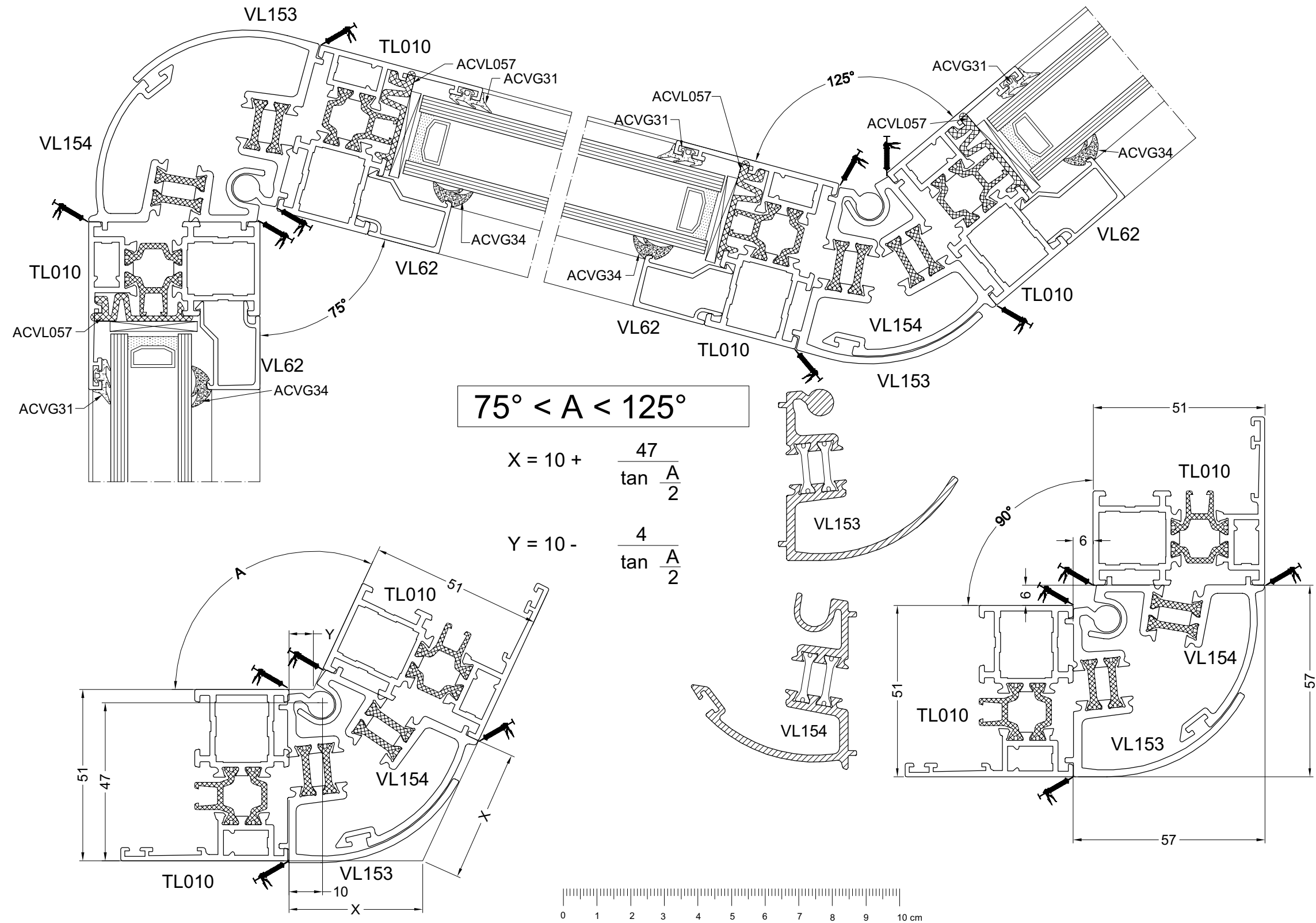
C&D met 1 SP  
 C&D avec 1 SP  
 C&D mit 1 SP  
 C&D with 1 SP

A,B,C,D: vleugelprofiel - profil de vantail - flügelprofil - sash profile  
 OD: opendraaiend raam - fenêtre ouvrante - drehflügel - casement window  
 DK: draai-kip venster - fenêtre oscillo-battante - drehkip fenster - turn and tilt window  
 SP: sluitpunt - point de fermeture - schlusspunkt - lock point  
 RP: rotatiepunt - point de rotation - rotation punkt - rotation point



VARIABEL HOEKPROFIEL 75° TOT 125°  
POTEAU D'ANGLE VARIABLE DE 75° A 125°  
ECKPROFIL VARIABEL 75° BIS 125°  
CORNER PROFILES BETWEEN 75° AND 125°

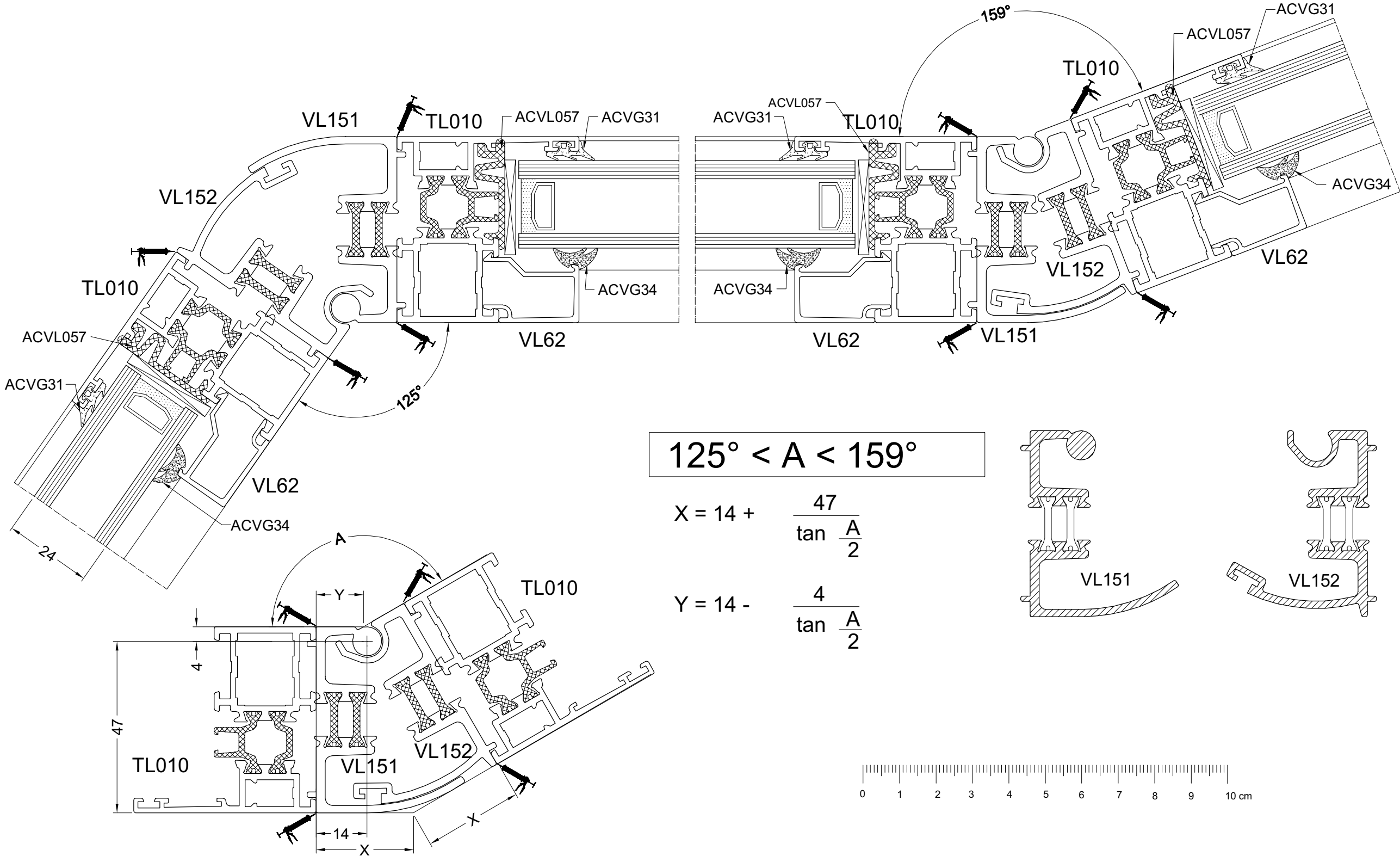
WERKTEKENINGEN - DESSINS DE CONSTRUCTION - KONSTRUKTIONZEICHNUNGEN - CONSTRUCTION DRAWINGS



WERKT07

VARIABLE HOEKPROFIEL 125° TOT 160°  
POTEAU D'ANGLE VARIABLE DE 125° A 160°  
ECKPROFIL VARIABLE 125° BIS 160°  
CORNER PROFILES BETWEEN 125° AND 160°

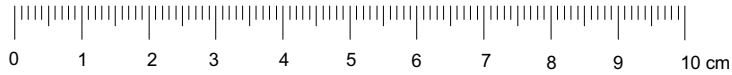
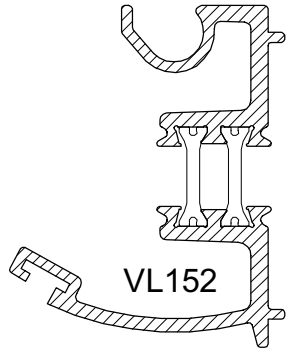
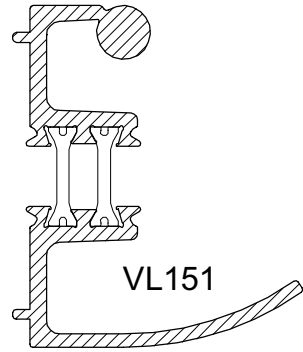
WERKTEKENINGEN - DESSINS DE CONSTRUCTION - KONSTRUKTIONZEICHNUNGEN - CONSTRUCTION DRAWINGS



125° < A < 159°

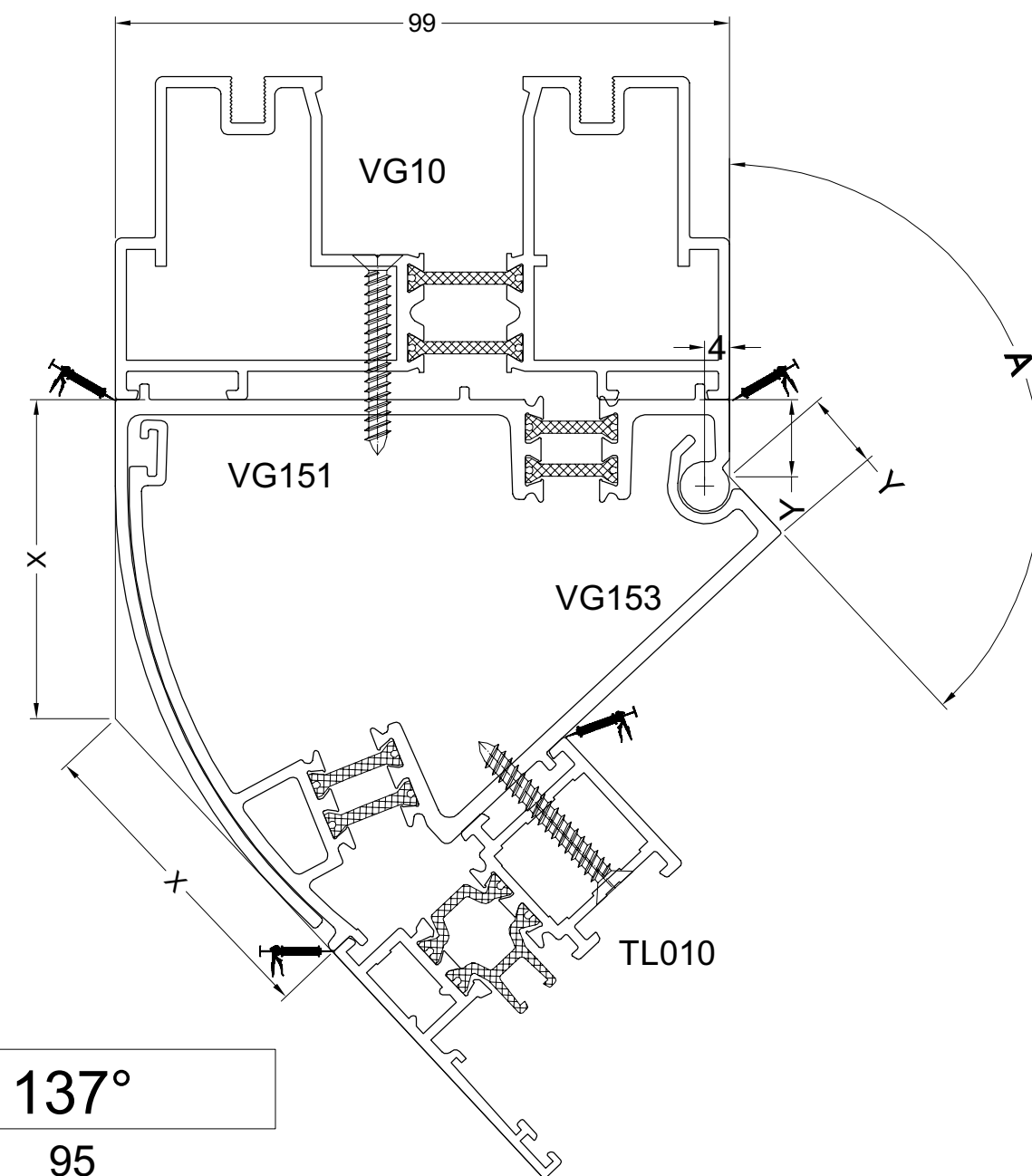
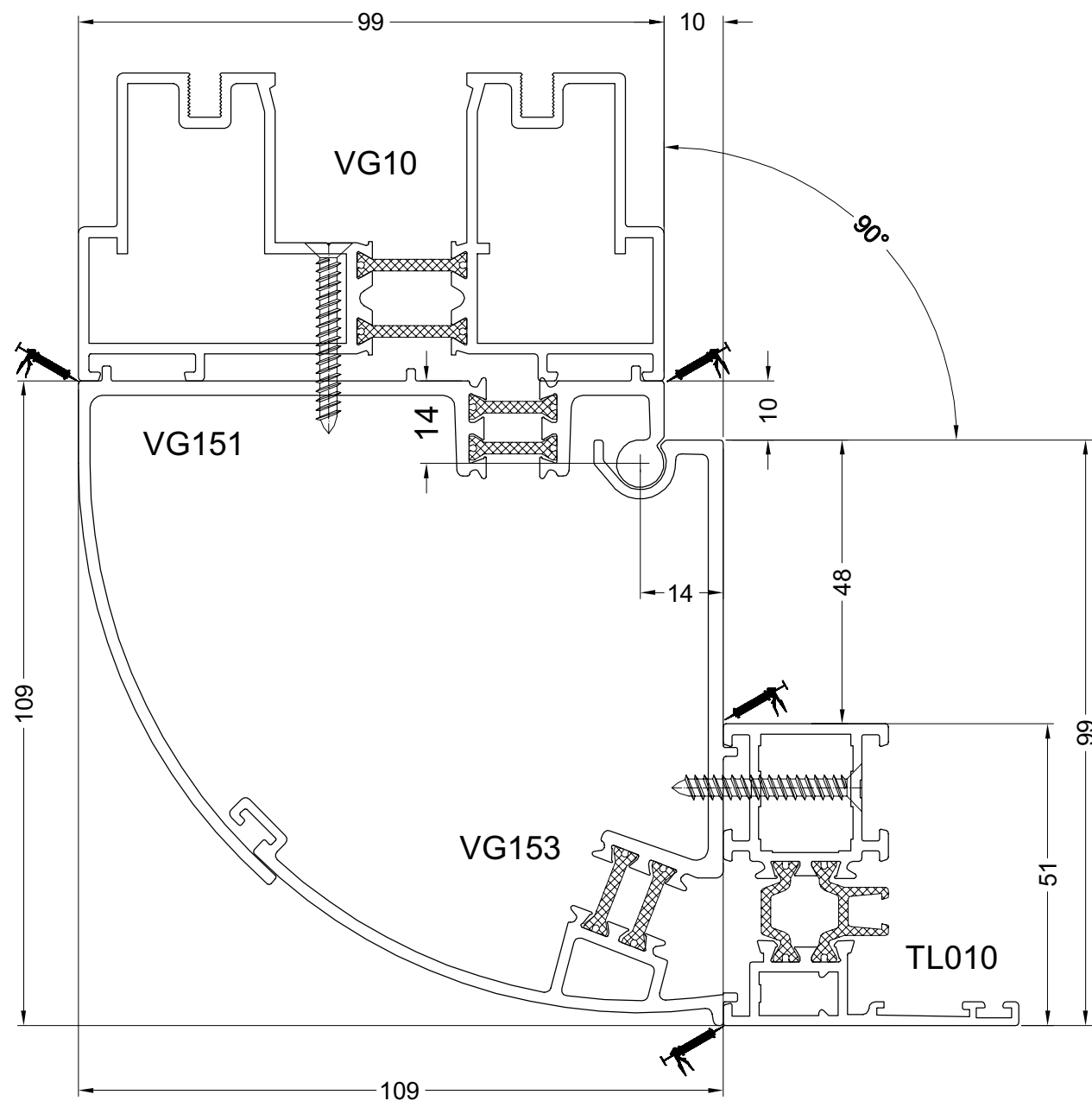
$$X = 14 + \frac{47}{\tan \frac{A}{2}}$$

$$Y = 14 - \frac{4}{\tan \frac{A}{2}}$$



VARIABLE HOEKPROFIEL 90° TOT 137°  
POTEAU D'ANGLE VARIABLE DE 90° A 137°  
ECKPROFIL VARIABLE 90° BIS 137°  
CORNER PROFILES BETWEEN 90° AND 137°

WERKTEKENINGEN - DESSINS DE CONSTRUCTION - KONSTRUKTIONZEICHNUNGEN - CONSTRUCTION DRAWINGS



$$90^\circ < A < 137^\circ$$

$$X = 14 + \frac{95}{\tan \frac{A}{2}}$$

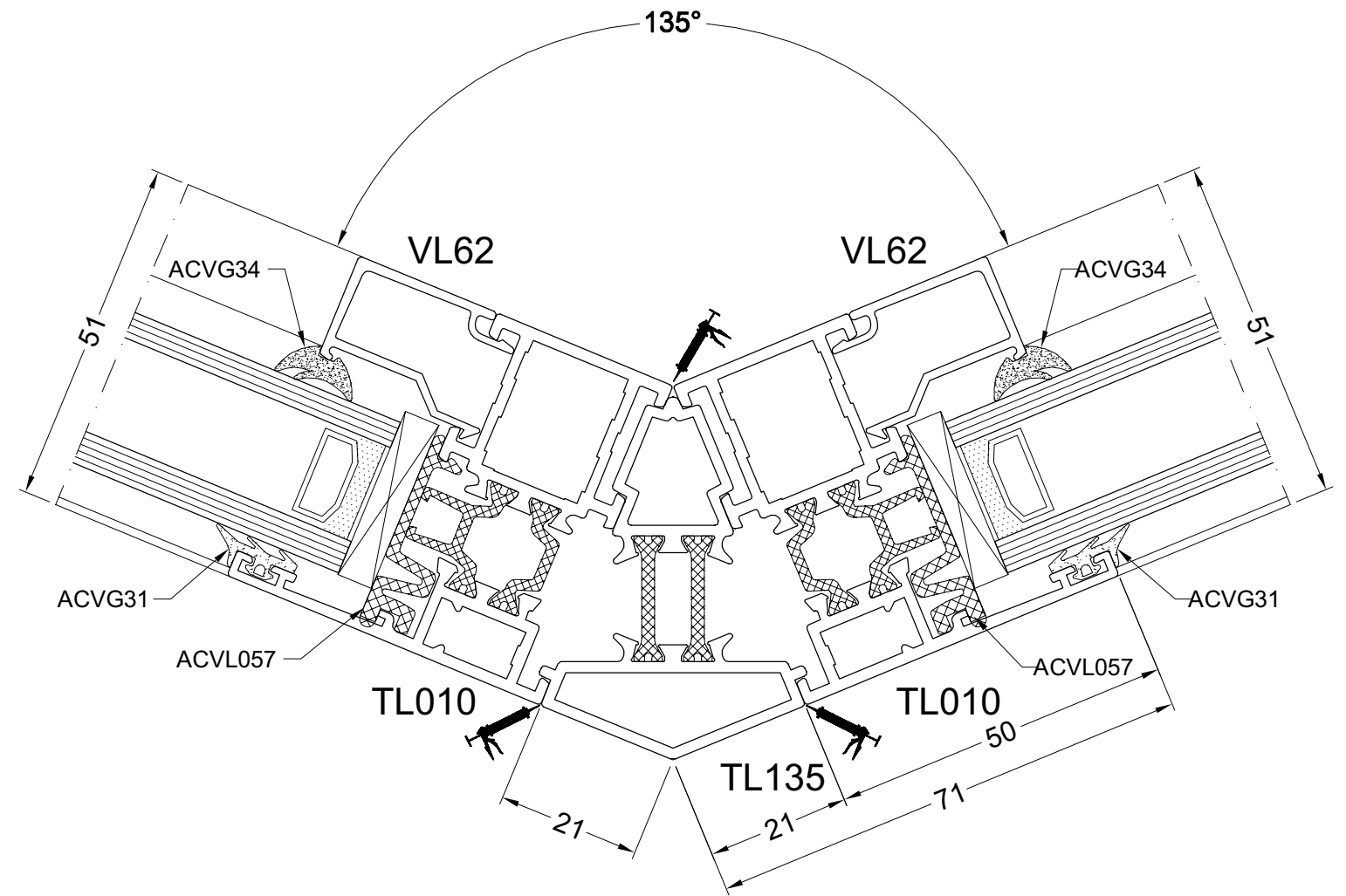
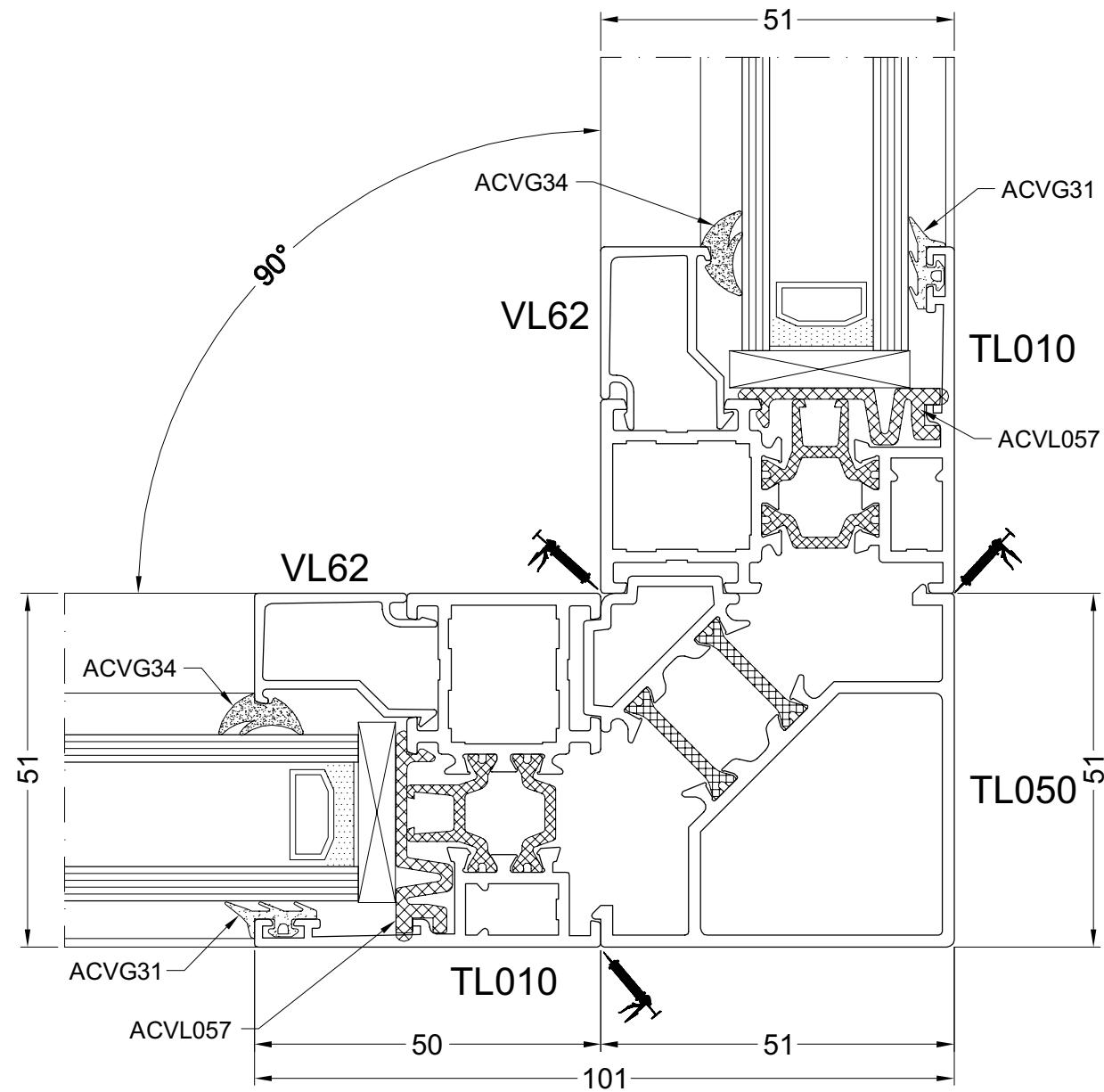
$$Y = 14 - \frac{4}{\tan \frac{A}{2}}$$



werkt09

HOEKVERBINDING TL050 EN TL135  
COIN DORMANT EN PVC TL050 ET TL135  
ECKSTÜCK PVC TL050 UND TL135  
SASH CLEAT PVC TL050 AND TL135

WERKTEKENINGEN - DESSINS DE CONSTRUCTION - KONSTRUKTIONZEICHNUNGEN - CONSTRUCTION DRAWINGS

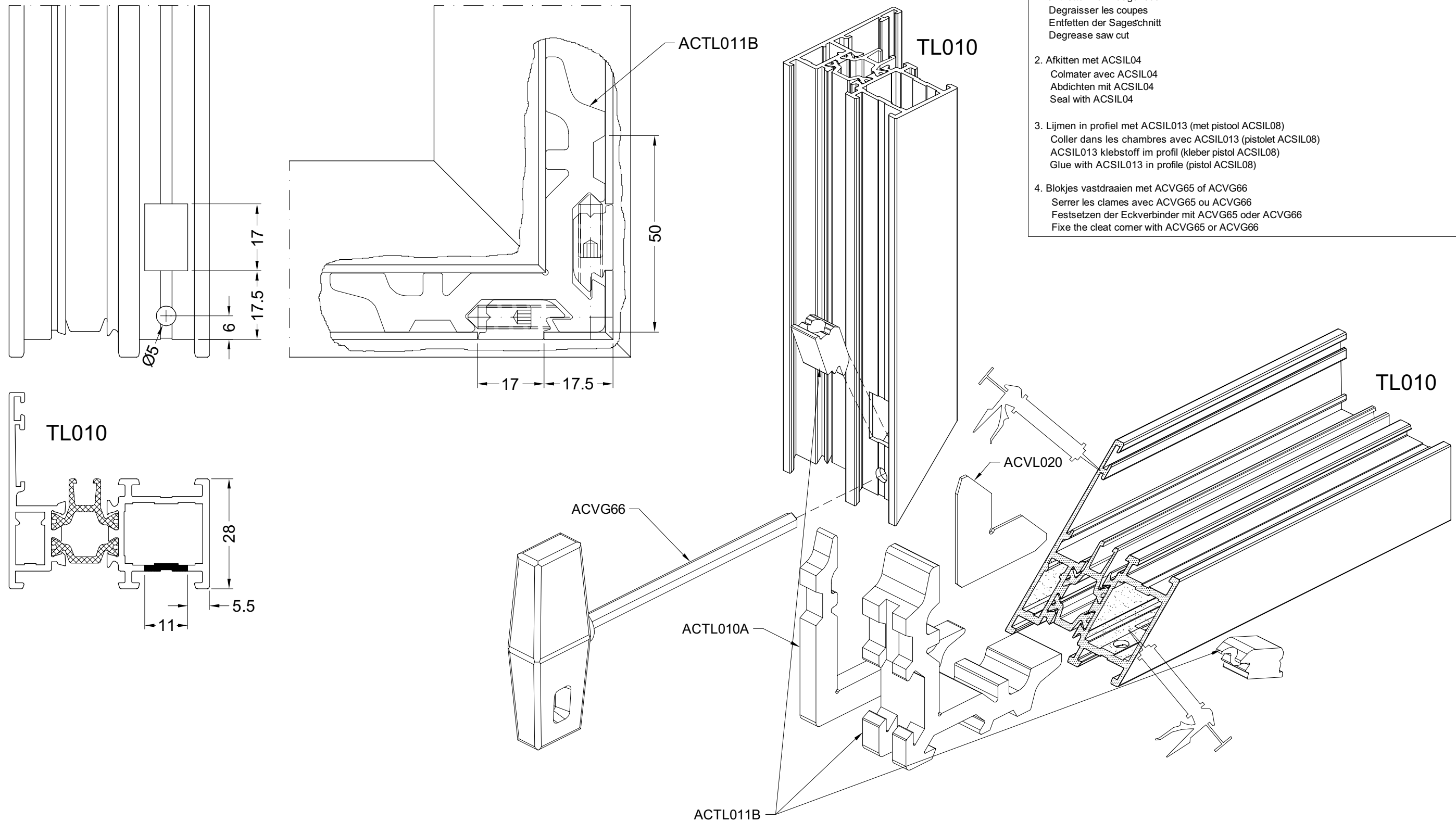




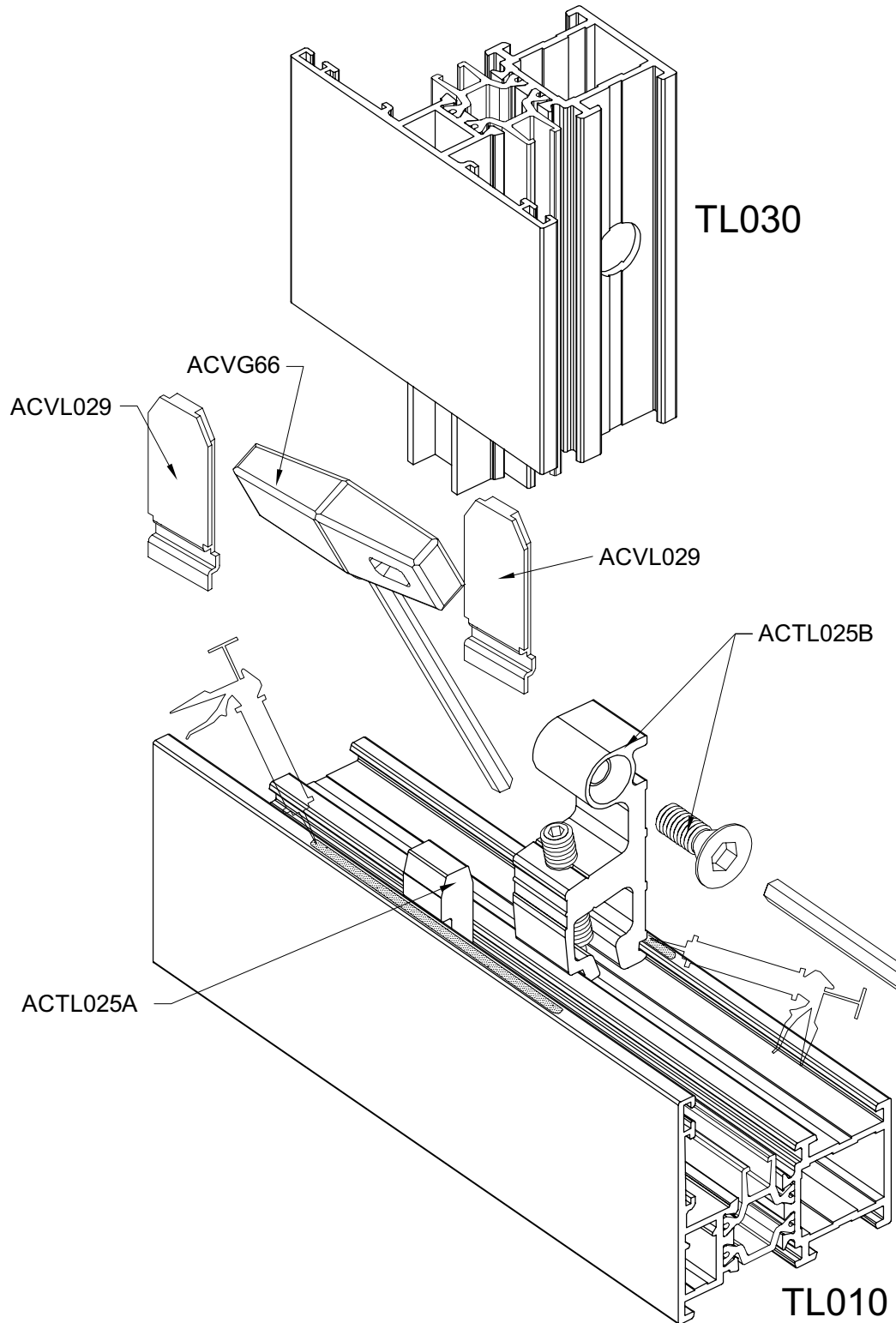
MONTAGE SCHROEFHOEK  
MONTAGE CLAME A VISSER  
AUFSTELLEN ECK SCHRAUBBAR  
ASSEMBLY SCREWING CORNER

WERKTEKENINGEN - DESSINS DE CONSTRUCTION - KONSTRUKTIONZEICHNUNGEN - CONSTRUCTION DRAWINGS

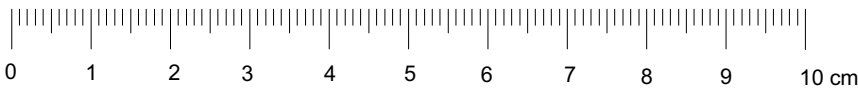
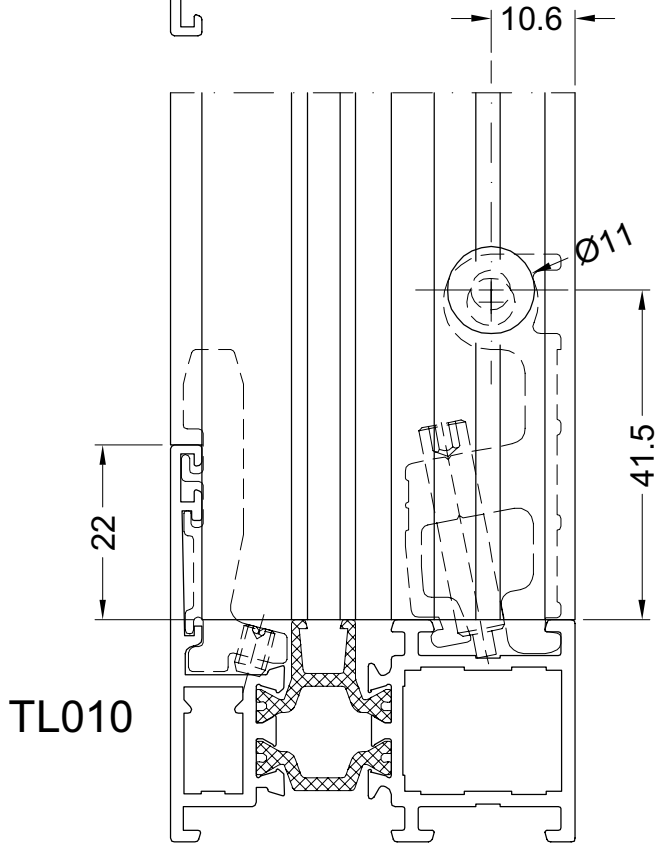
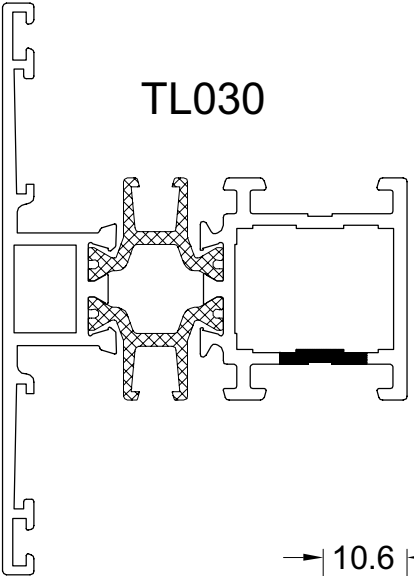
1. Ontvetten van zaagsnede  
Degraisser les coupes  
Entfetten der Sageschnitt  
Degrease saw cut
2. Afkitten met ACSIL04  
Colmater avec ACSIL04  
Abdichten mit ACSIL04  
Seal with ACSIL04
3. Lijmen in profiel met ACSIL013 (met pistool ACSIL08)  
Coller dans les chambres avec ACSIL013 (pistolet ACSIL08)  
ACSIL013 klebstoff im profil (kleber pistol ACSIL08)  
Glue with ACSIL013 in profile (pistol ACSIL08)
4. Blokjes vastdraaien met ACVG65 of ACVG66  
Serrer les clames avec ACVG65 ou ACVG66  
Festsetzen der Eckverbinder mit ACVG65 oder ACVG66  
Fixe the cleat corner with ACVG65 or ACVG66



werkt10

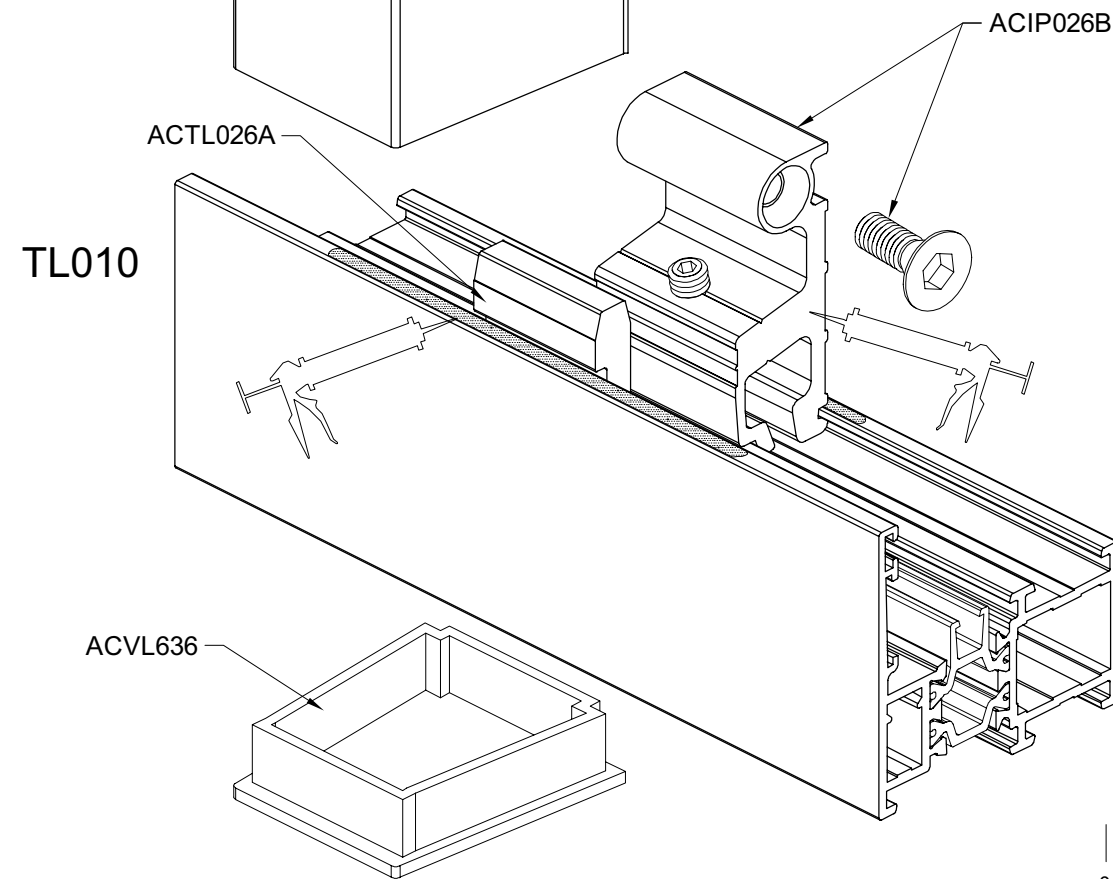
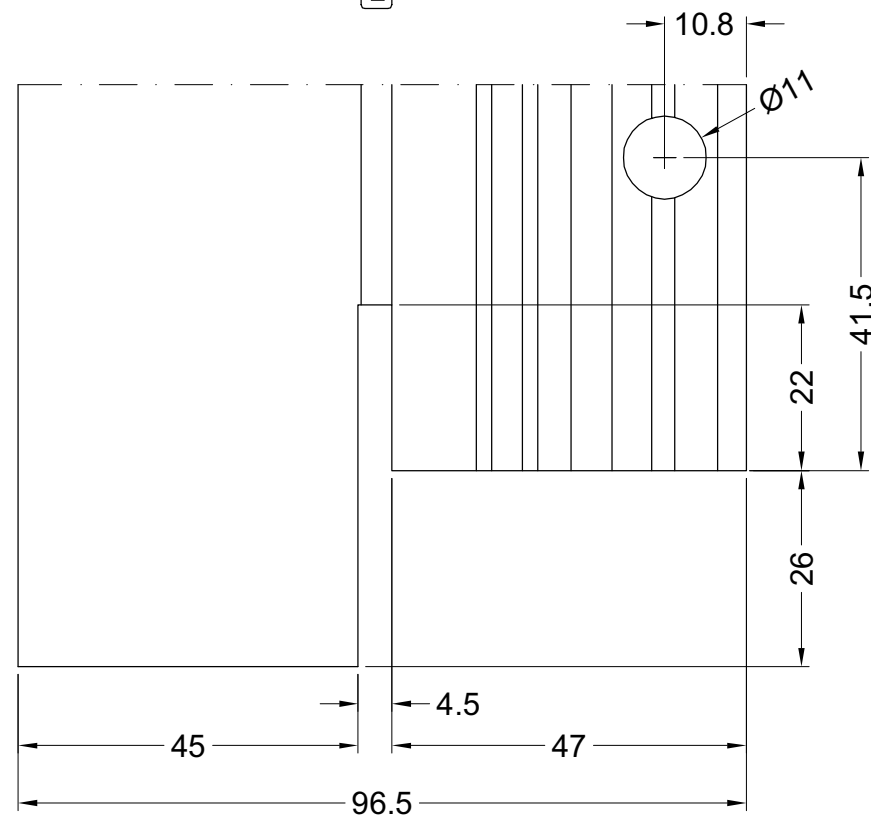
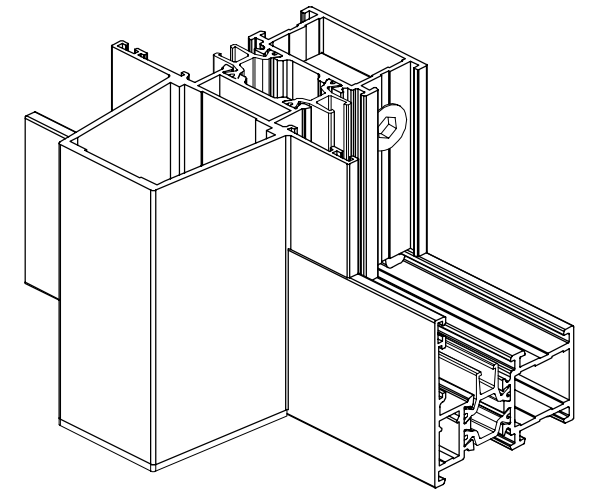
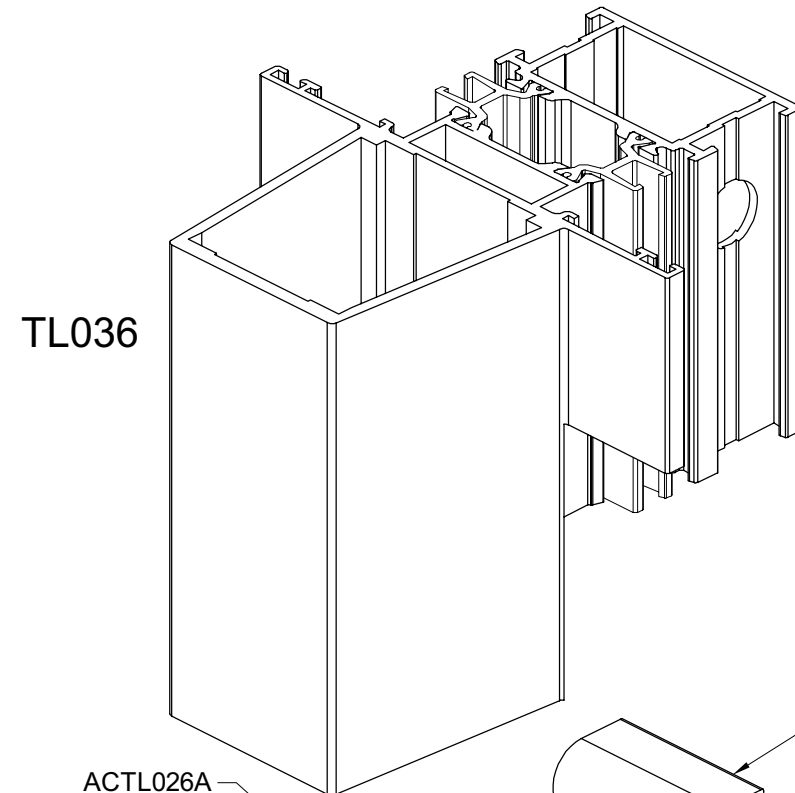
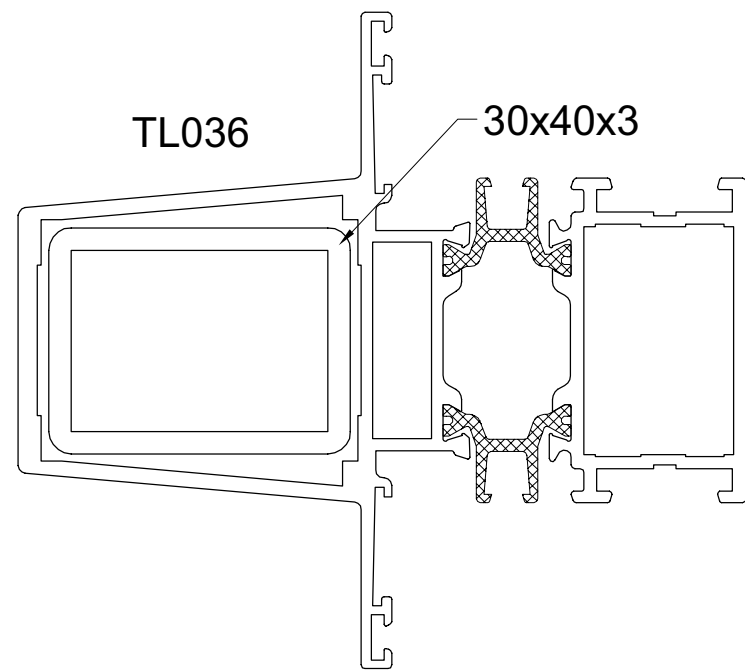


1. Ontvetten van zaagsnede  
Degraisser les coupes  
Entfetten der Sageßchnitt  
Degrease saw cut
2. Afkitten met ACSIL04  
Colmater avec ACSIL04  
Abdichten mit ACSIL04  
Seal with ACSIL04
3. Lijmen in profiel met ACSIL013 (met pistool ACSIL08)  
Coller dans les chambres avec ACSIL013 (pistolet ACSIL08)  
ACSIL013 klebstoff im profil (kleber pistol ACSIL08)  
Glue with ACSIL013 in profile (pistol ACSIL08)
4. Blokjes vastdraaien met ACVG66 EN ACVL150  
Serrer les clames avec ACVG66 et ACVL150  
Festsetzen der Eckverbinder mit ACVG66 und ACVL150  
Fixe the cleat corner with ACVG66 and ACVL150



MONTAGE TL036 MET TL010  
MONTAGE TL036 AVEC TL010  
AUFSTELLEN TL036 MIT TL010  
ASSEMBLY TL036 WITH TL010

WERKTEKENINGEN - DESSINS DE CONSTRUCTION - KONSTRUKTIONZEICHNUNGEN - CONSTRUCTION DRAWINGS

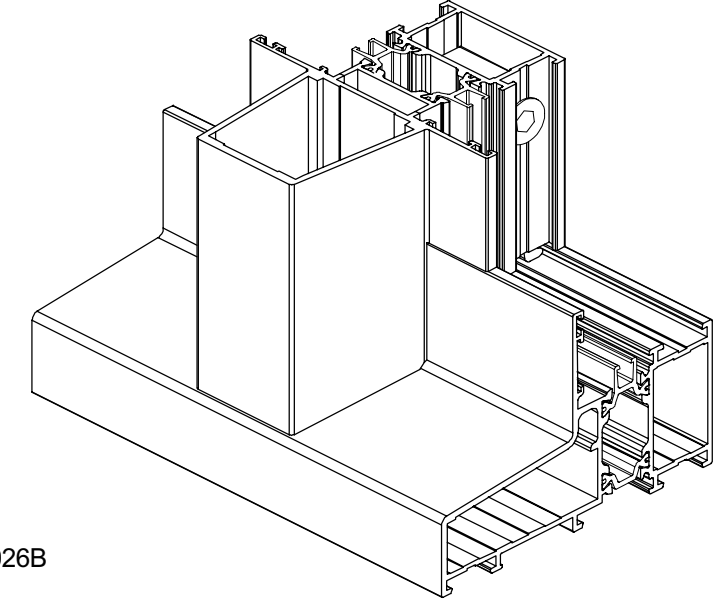
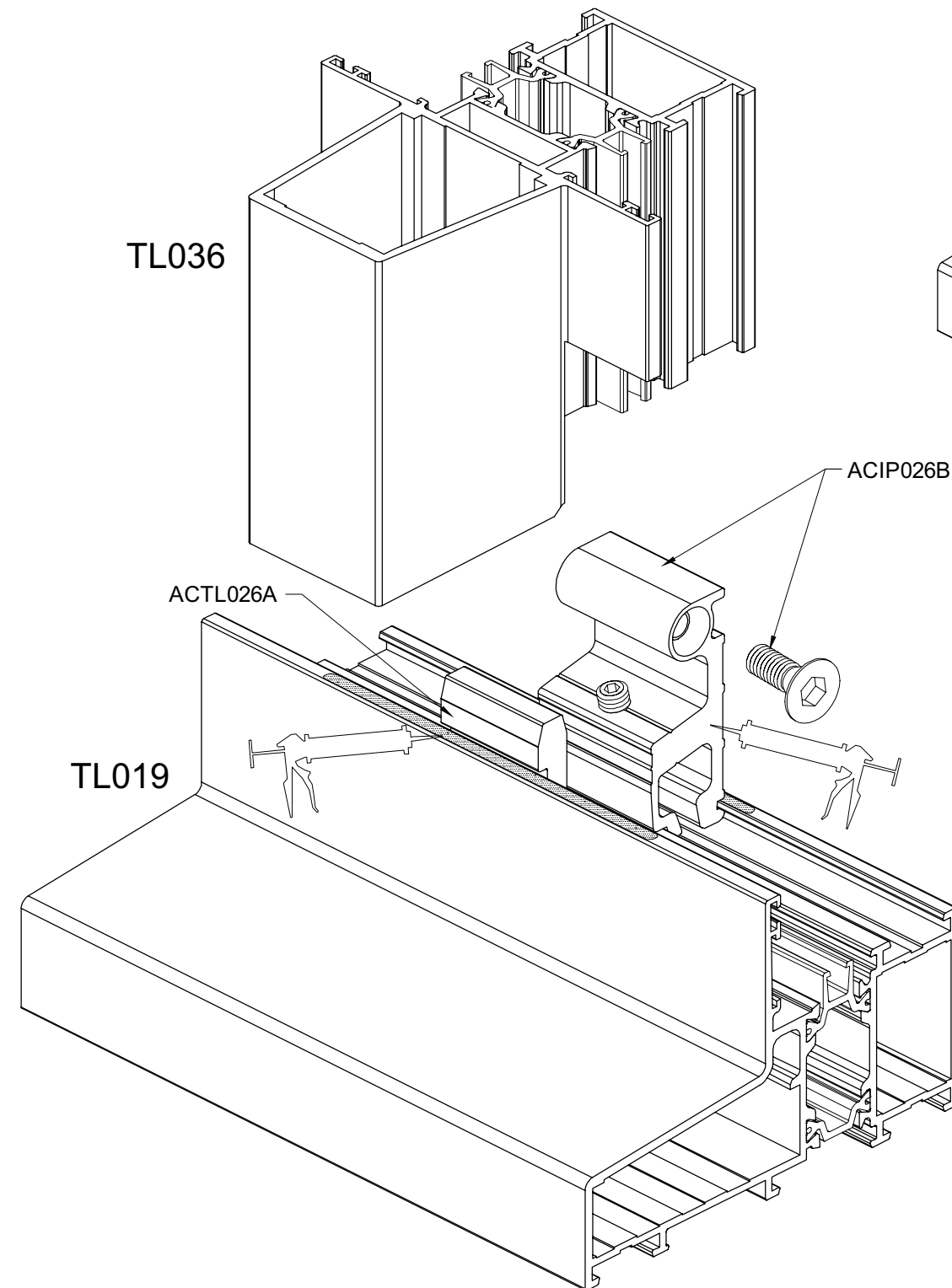
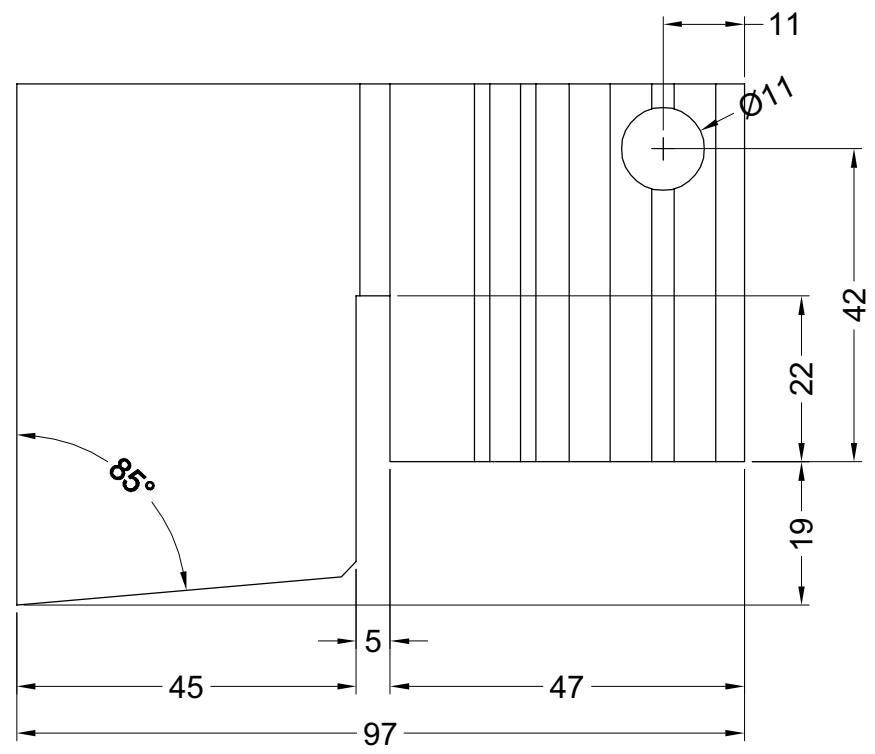
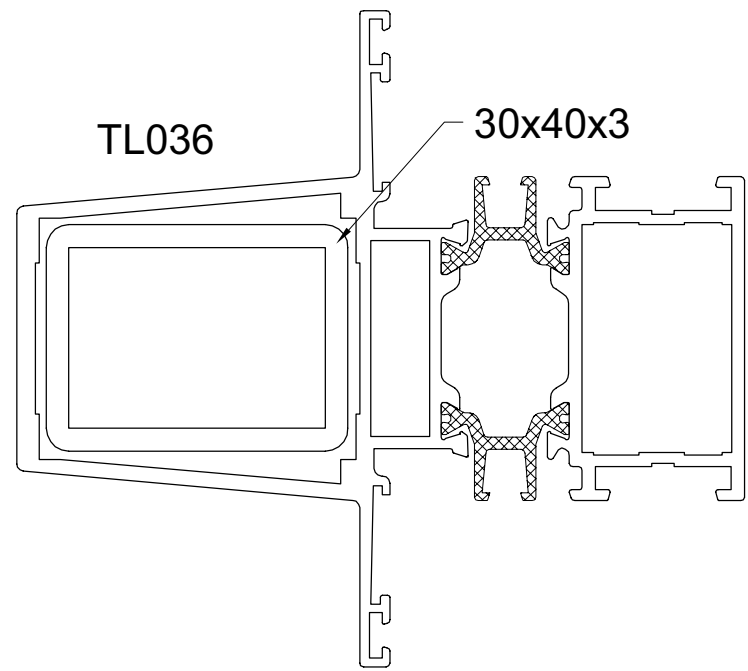


1. Ontvetten van zaagsnede  
Degraisser les coupes  
Entfetten der Sageschnitt  
Degrease saw cut
2. Afkitten met ACSIL04  
Colmater avec ACSIL04  
Abdichten mit ACSIL04  
Seal with ACSIL04
3. Lijmen in profiel met ACSIL013 (met pistool ACSIL08)  
Coller dans les chambres avec ACSIL013 (pistolet ACSIL08)  
ACSIL013 klebstoff im profil (kleber pistol ACSIL08)  
Glue with ACSIL013 in profile (pistol ACSIL08)
4. Blokjes vastdraaien met ACVG66 en ACVL150  
Serrer les clames avec ACVG66 et ACVL150  
Festsetzen der Eckverbinder mit ACVG66 und ACVL150  
Fixe the cleat corner with ACVG66 and ACVL150



MONTAGE TL036 MET TL019  
MONTAGE TL036 AVEC TL019  
AUFSTELLEN TL036 MIT TL019  
ASSEMBLY TL036 WITH TL019

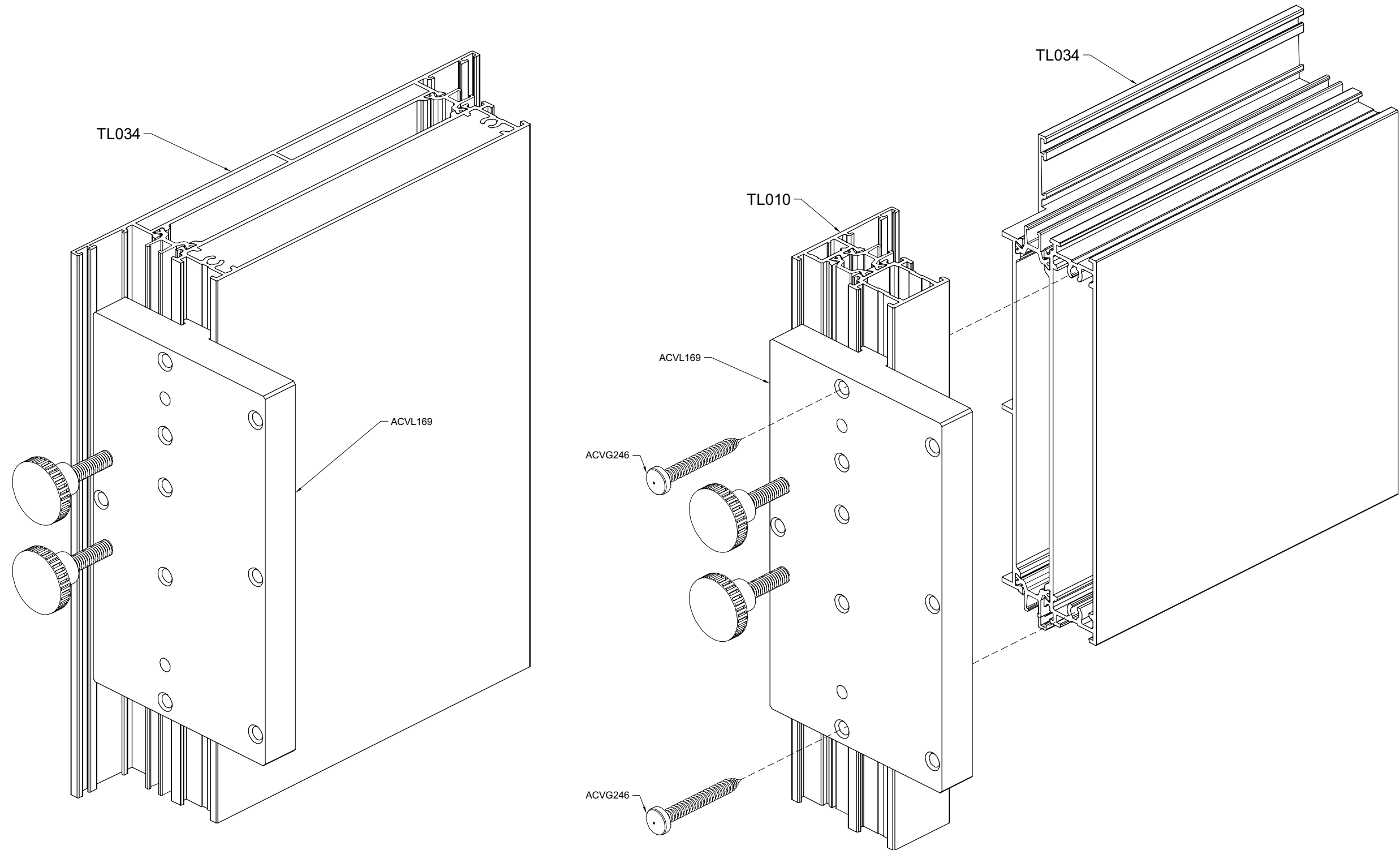
WERKTEKENINGEN - DESSINS DE CONSTRUCTION - KONSTRUKTIONZEICHNUNGEN - CONSTRUCTION DRAWINGS



1. Ontvetten van zaagsnede  
Degraisser les coupes  
Entfetten der Sageschnitt  
Degrease saw cut
2. Afkitten met ACSIL04  
Colmater avec ACSIL04  
Abdichten mit ACSIL04  
Seal with ACSIL04
3. Lijmen in profiel met ACSIL013 (met pistool ACSIL08)  
Coller dans les chambres avec ACSIL013 (pistolet ACSIL08)  
ACSIL013 klebstoff im profil (kleber pistol ACSIL08)  
Glue with ACSIL013 in profile (pistol ACSIL08)
4. Blokjes vastdraaien met ACVG66 en ACVL150  
Serrer les clames avec ACVG66 et ACVL150  
Festssetzen der Eckverbinder mit ACVG66 und ACVL150  
Fixe the cleat corner with ACVG66 and ACVL150

MONTAGE BOORMAL ACVL169  
MONTAGE CALIBRE ACVL169  
MONTAGE BOHRSCABLONE ACVL169  
MONTAGE BORING JET SET ACVL169

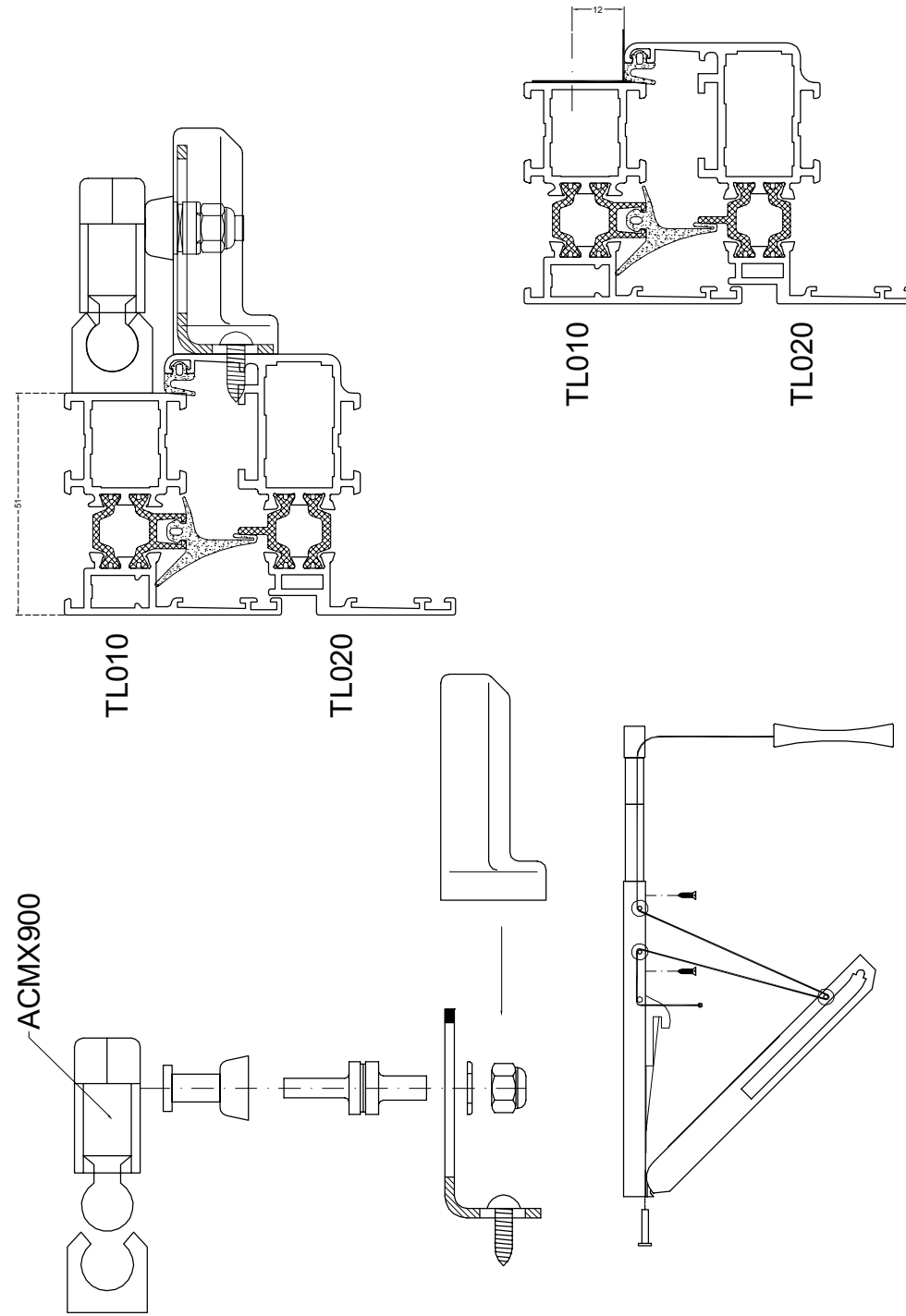
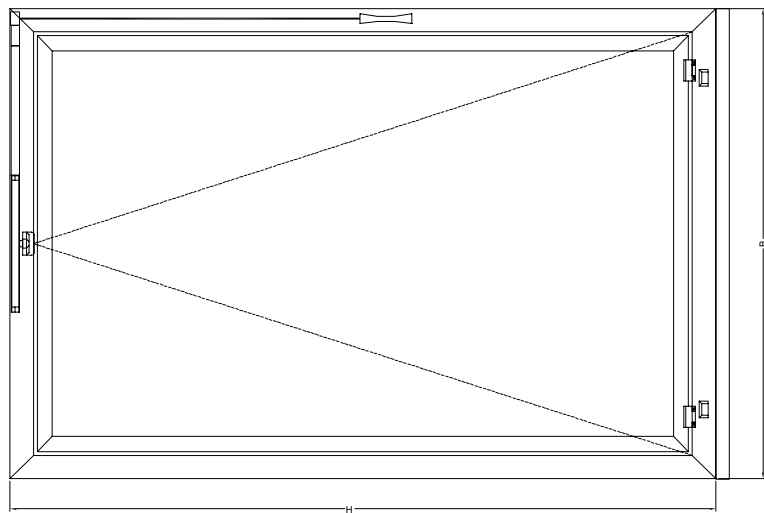
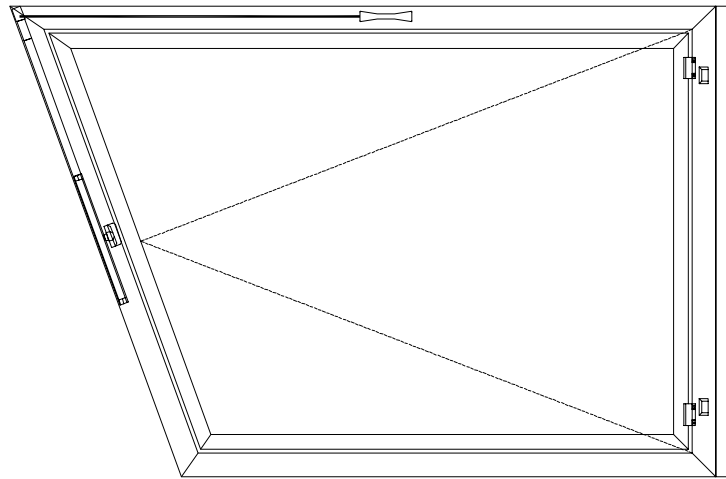
WERKTEKENINGEN - DESSINS DE CONSTRUCTION - KONSTRUKTIONZEICHNUNGEN - CONSTRUCTION DRAWINGS



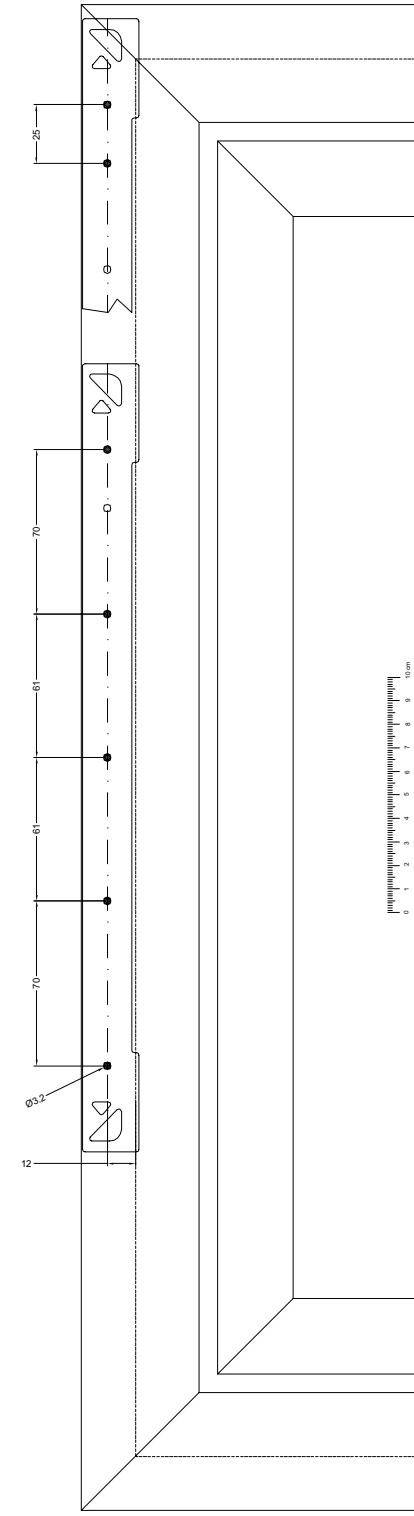
boormal

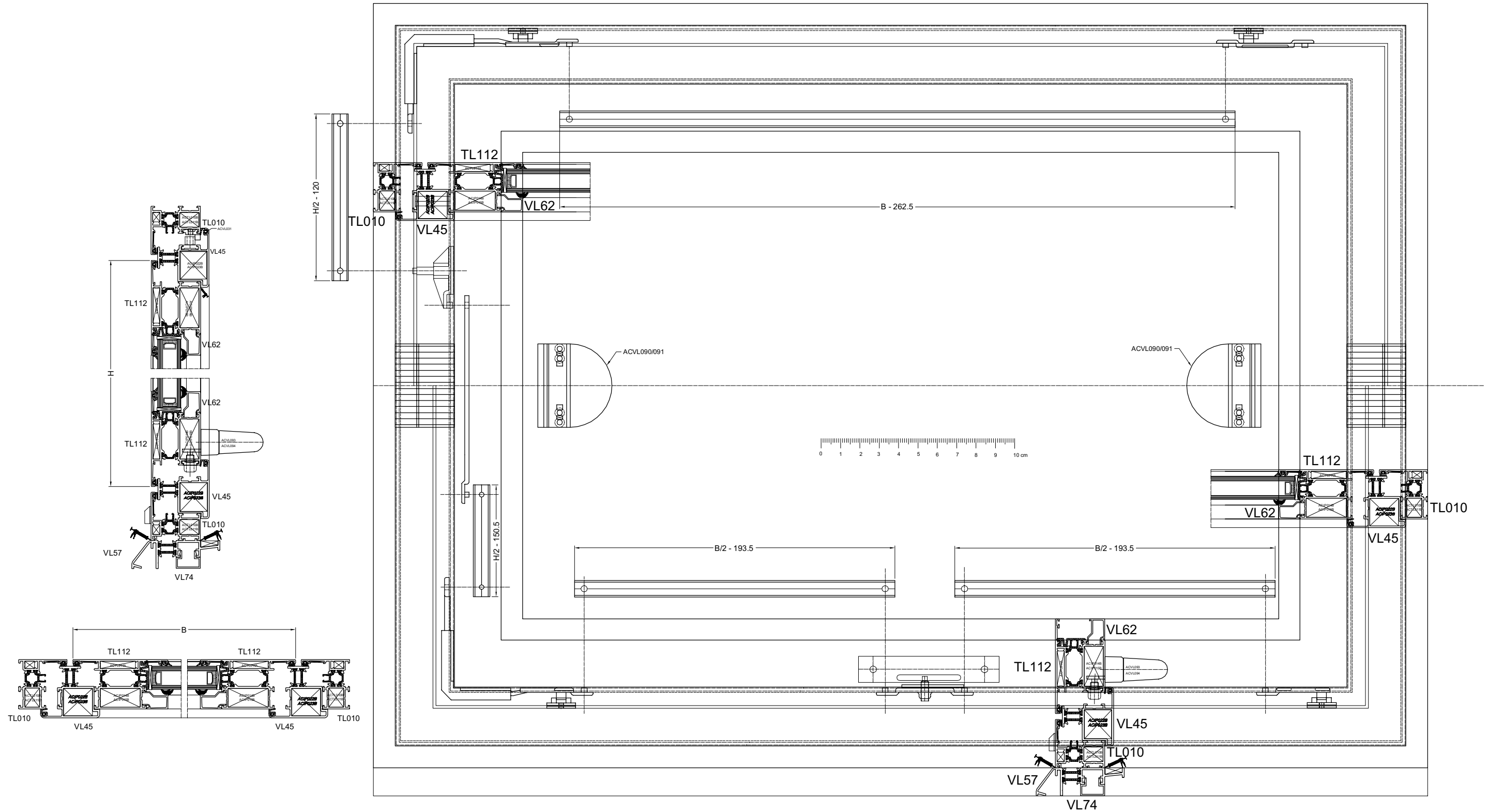
BESLAG KIPRAAM  
FERRURE FENETRE BATTANT  
BESCHLAG KIPFLUGEL  
HARDWARE TILT CASEMENT

WERKTEKENINGEN - DESSINS DE CONSTRUCTION - KONSTRUKTIONZEICHNUNGEN - CONSTRUCTION DRAWINGS

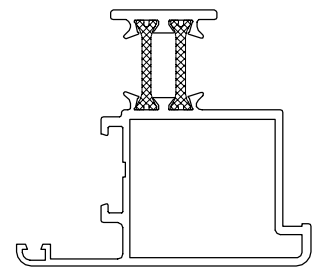
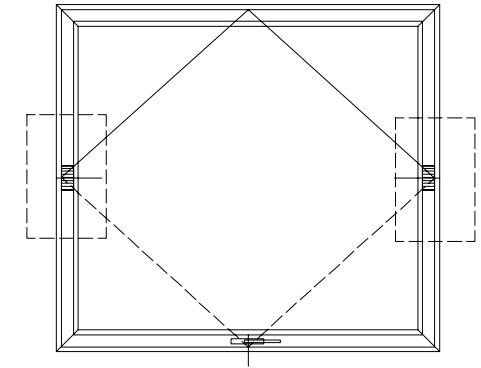


ACMX901 : BOORMAL/CALIBRE/BOHRSCHABLONE/BORING JET SET

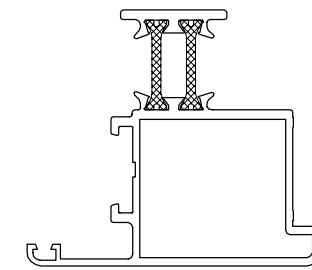
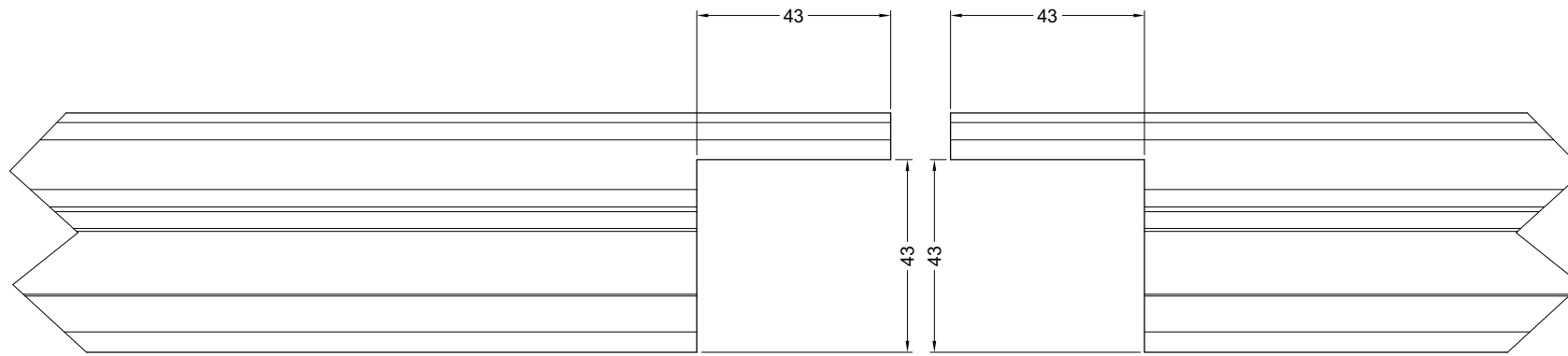




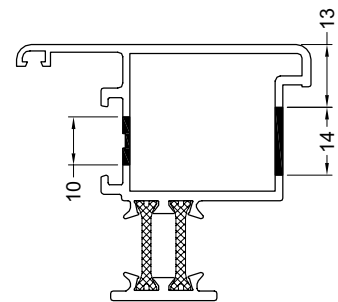
werkt01



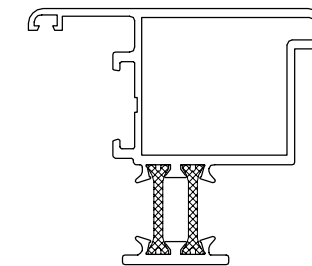
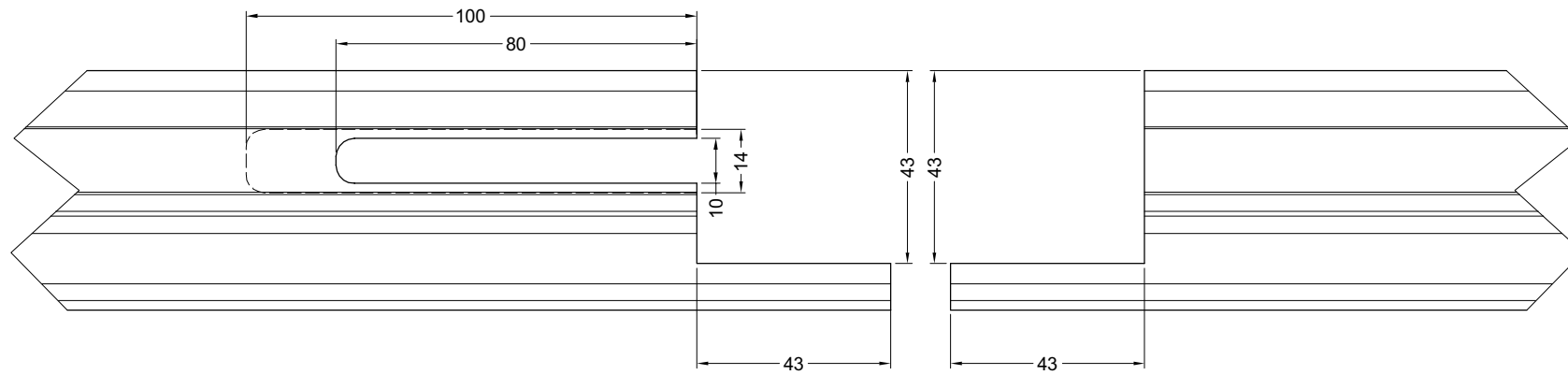
VL45



VL45



VL45



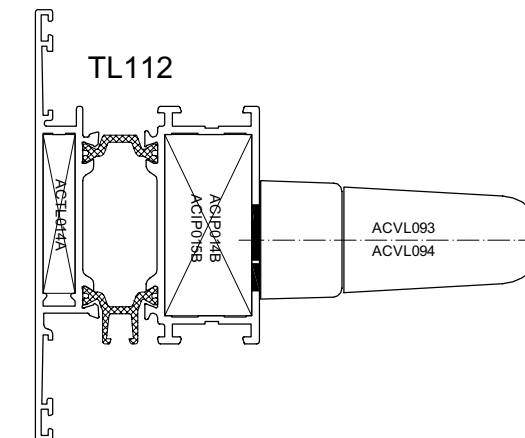
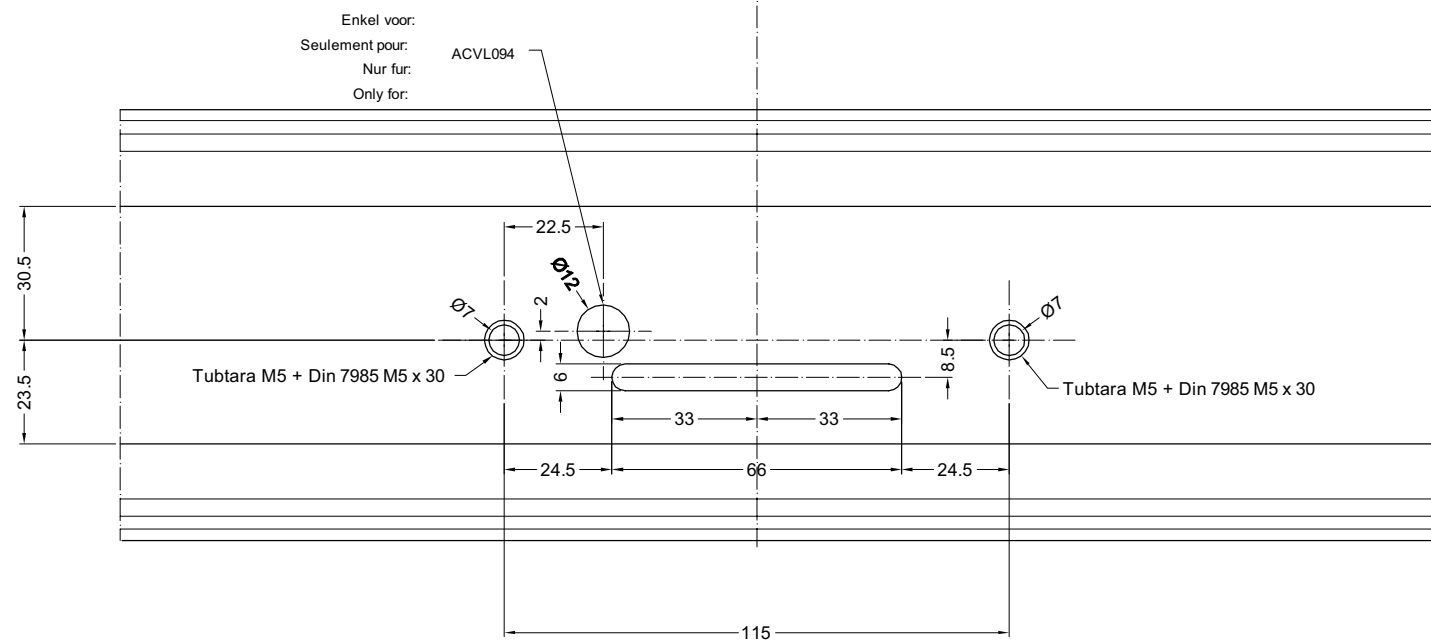
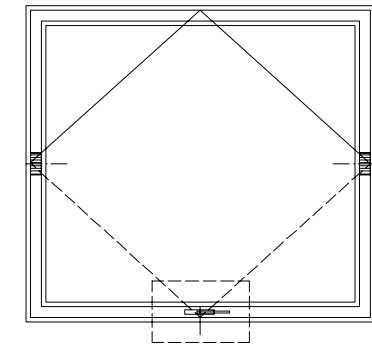
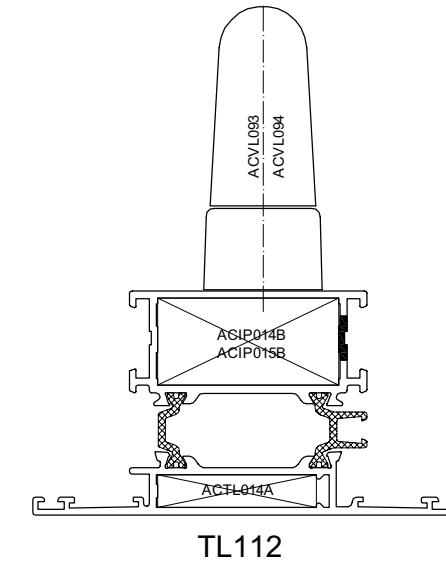
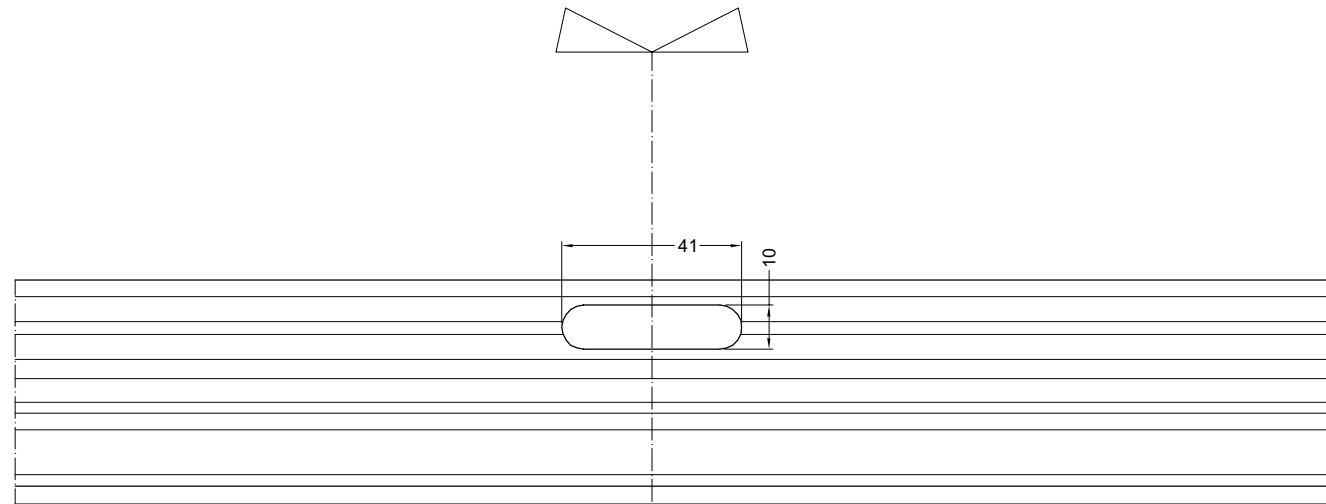
VL45





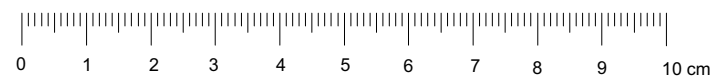
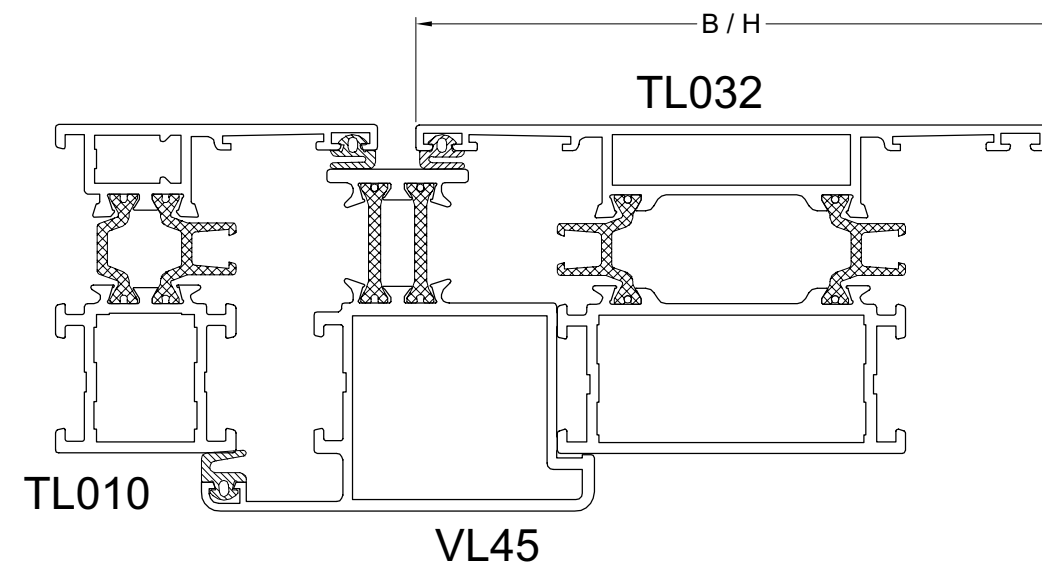
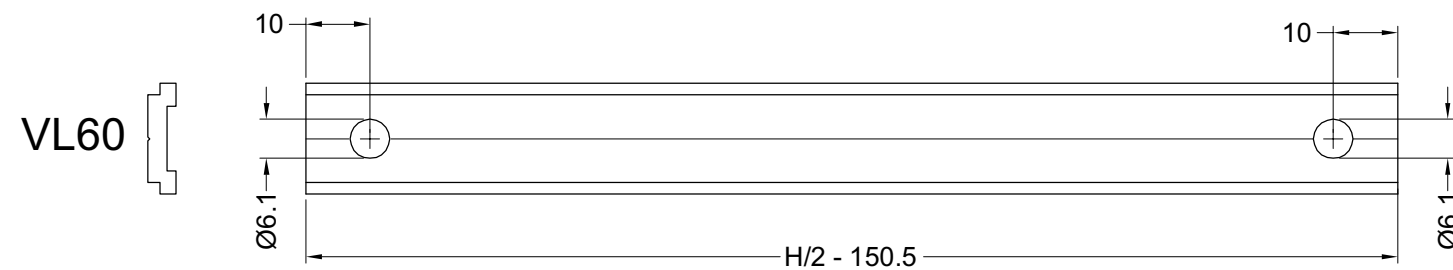
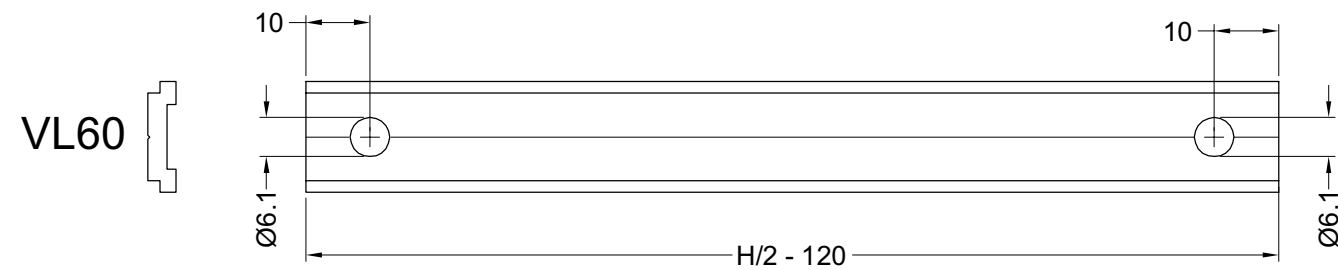
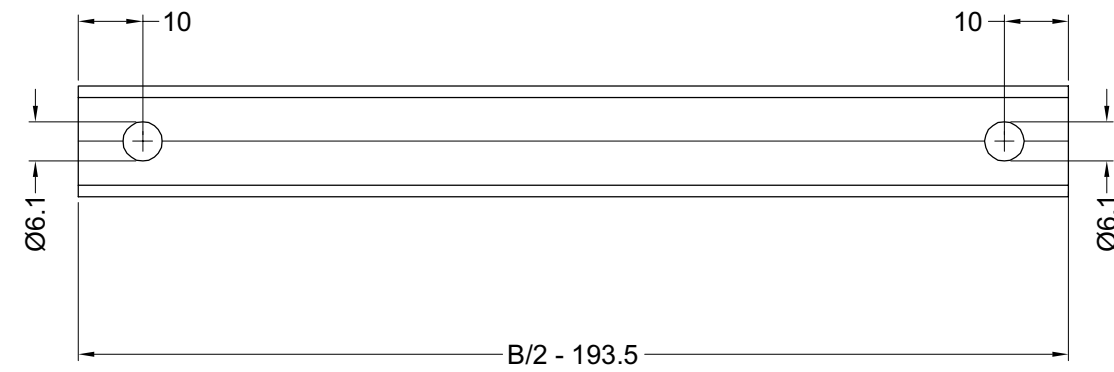
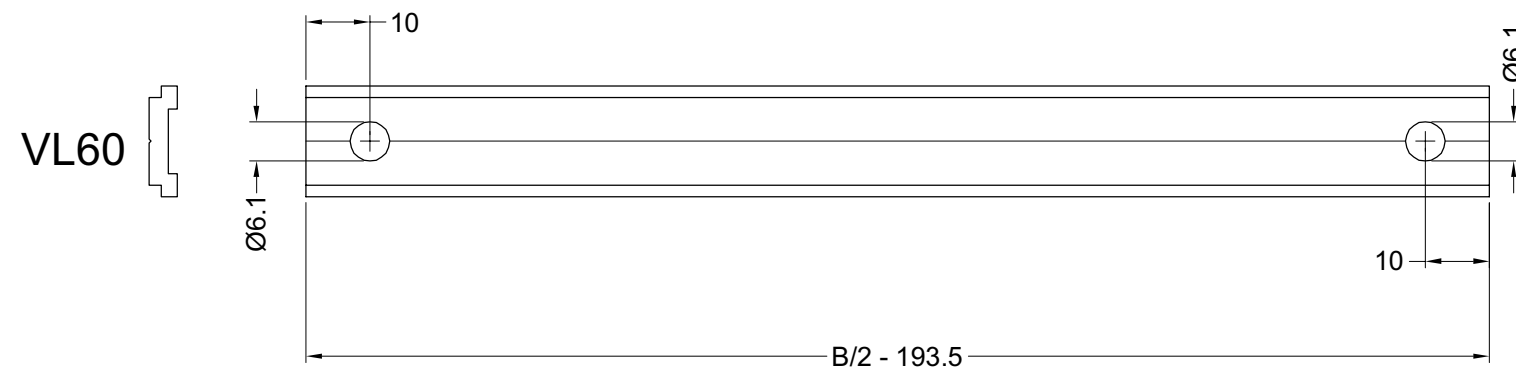
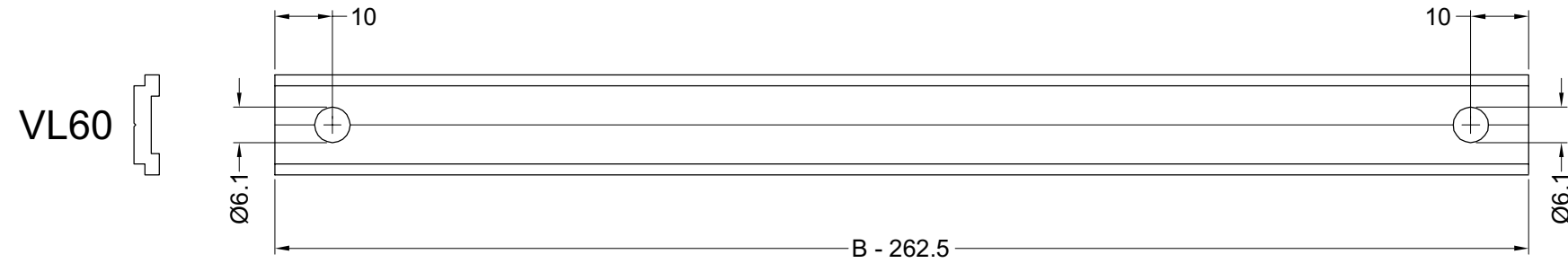
UITSPARING CENTRALE SLUITING  
ENTAILLE POUR FERMETURE CENTRALE  
EINBAU FÜR ZENTRAL VERSCHLUSS  
EMBEDDING FOR CENTRAL LOCK

WERKTEKENINGEN - DESSINS DE CONSTRUCTION - KONSTRUKTIONZEICHNUNGEN - CONSTRUCTION DRAWINGS



SLUITLATTEN TUIMELRAAM  
TRINGLES POUR FENETRES BASCULANT  
SCHUBSTANGE FUR SCHWINGFLUGEL  
BOLTS FOR PIVOTING WINDOW

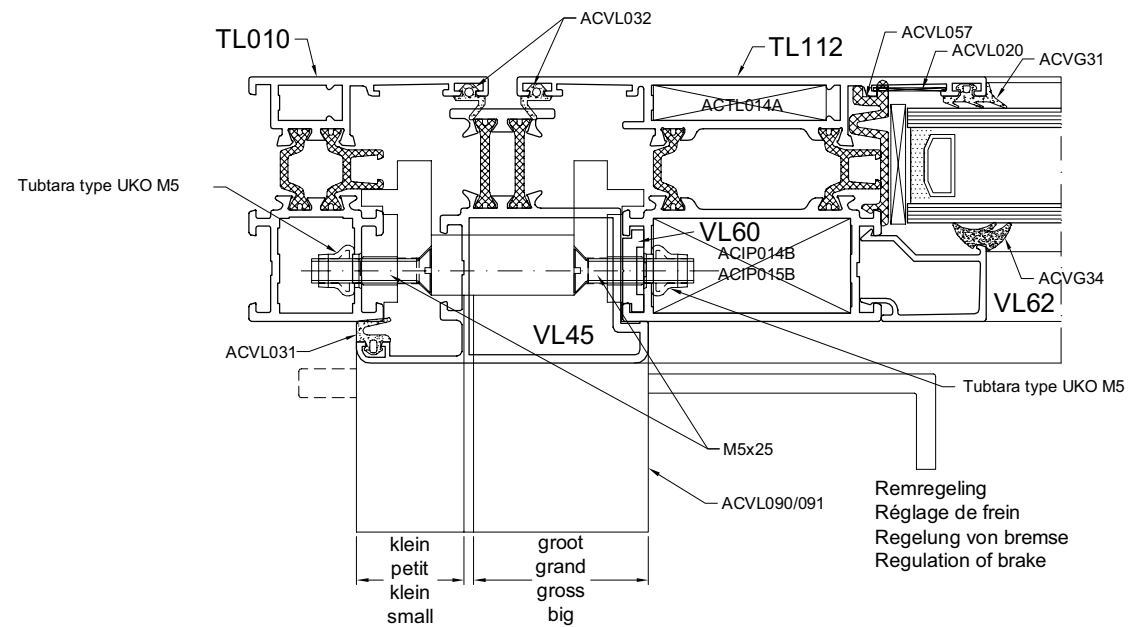
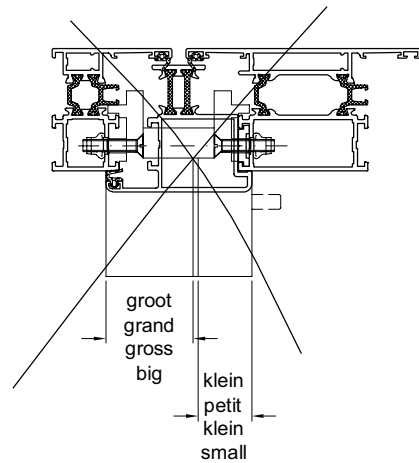
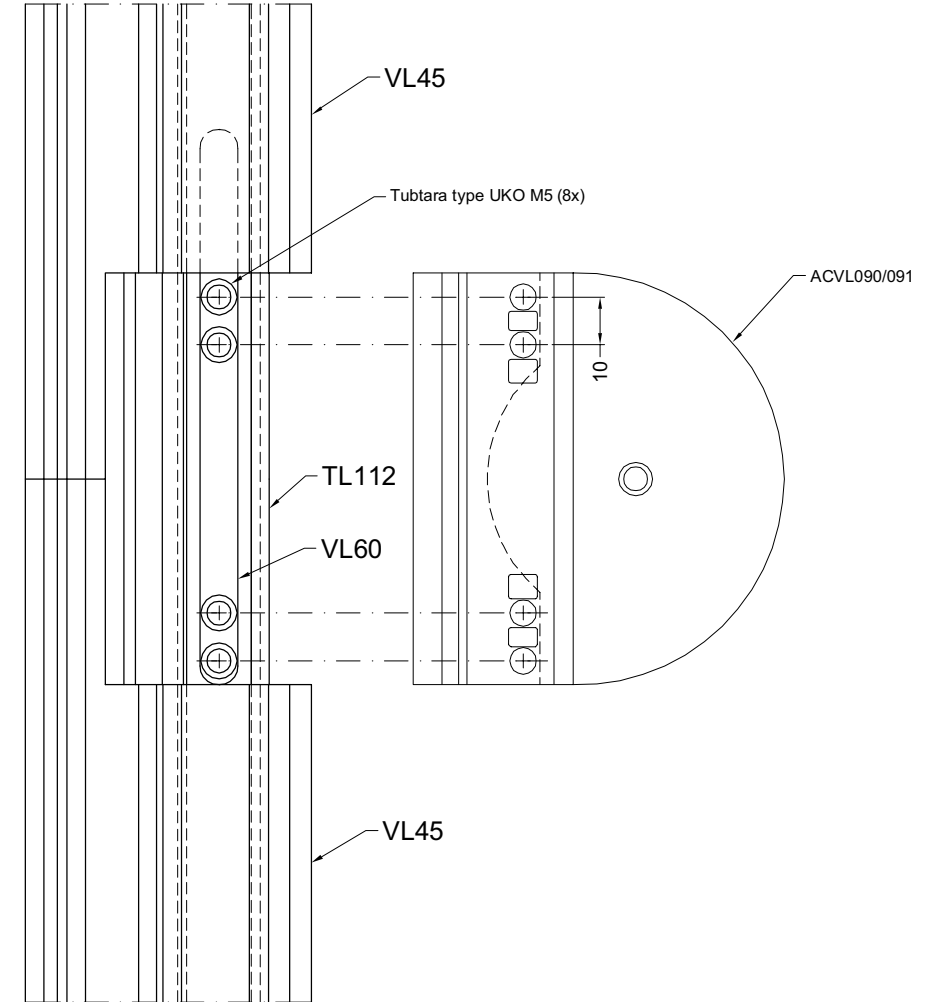
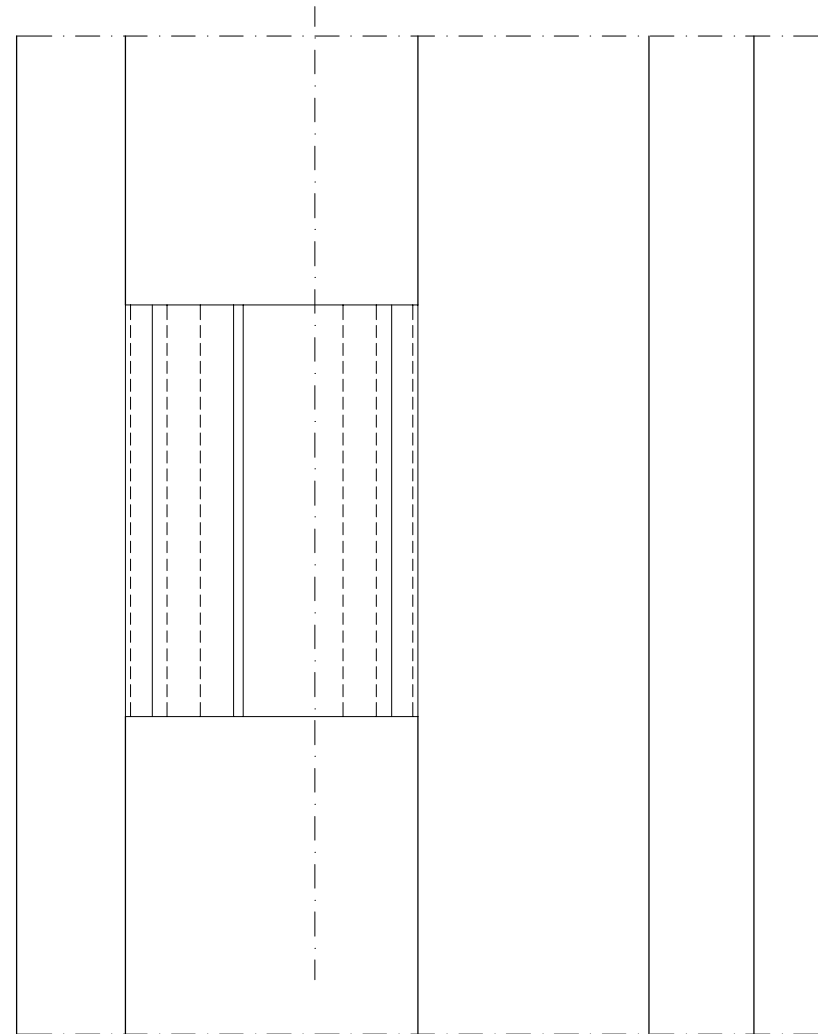
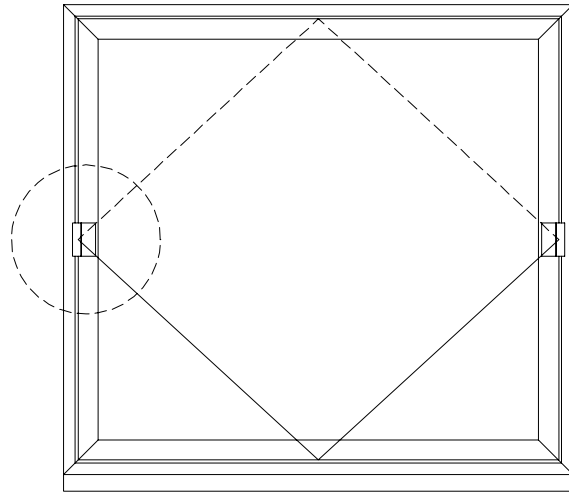
WERKTEKENINGEN - DESSINS DE CONSTRUCTION - KONSTRUKTIONZEICHNUNGEN - CONSTRUCTION DRAWINGS



werkt03

MONTAGE ACVL090-ACVL091  
MONTAGE ACVL090-ACVL091  
MONTAGE ACVL090-ACVL091  
MONTAGE ACVL090-ACVL091

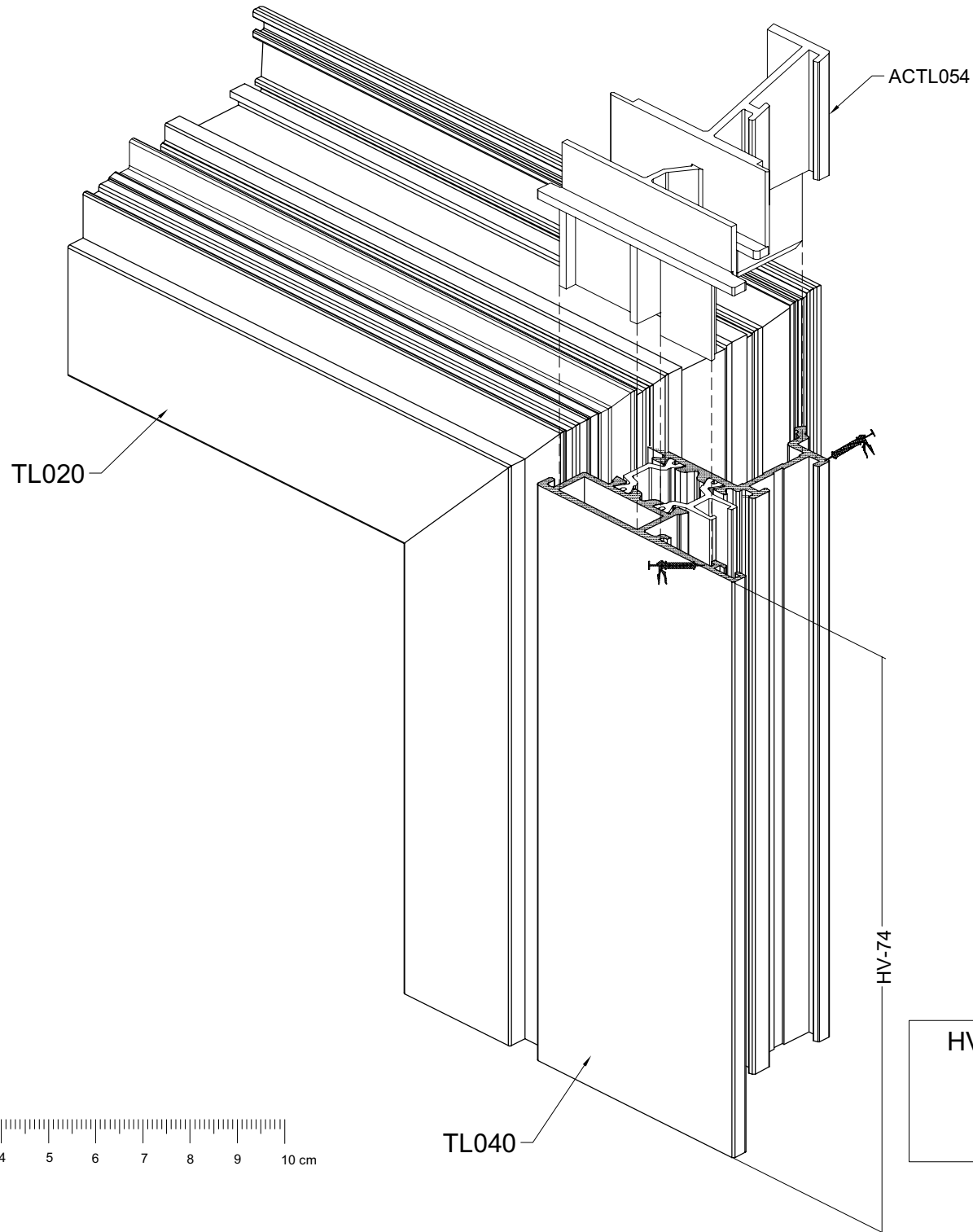
WERKTEKENINGEN - DESSINS DE CONSTRUCTION - KONSTRUKTIONZEICHNUNGEN - CONSTRUCTION DRAWINGS



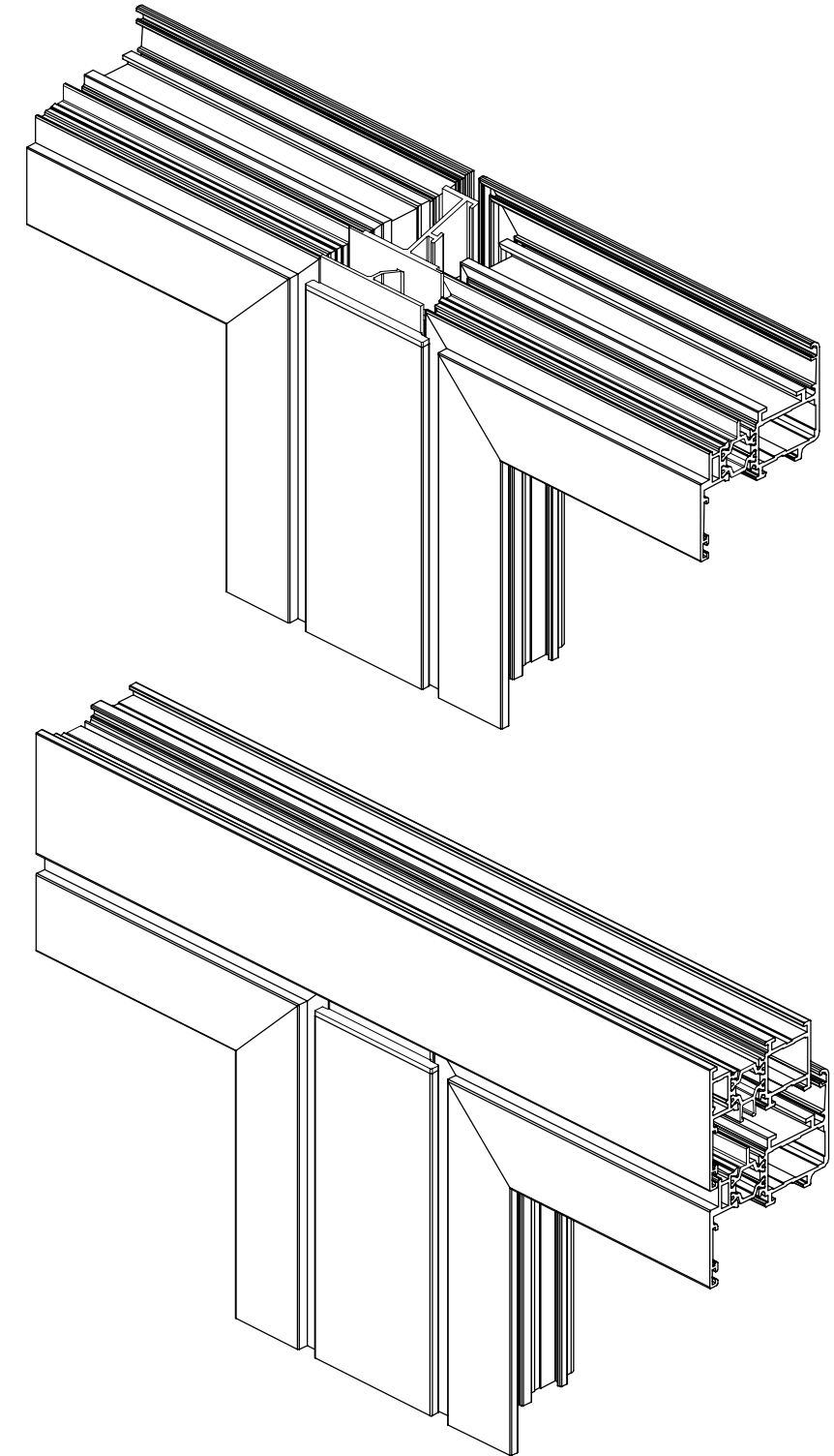
draaido

MONTAGE ACTL054  
MONTAGE ACTL054  
AUFSTELLEN ACTL054  
ASSEMBLY ACTL054

WERKTEKENINGEN - DESSINS DE CONSTRUCTION - KONSTRUKTIONZEICHNUNGEN - CONSTRUCTION DRAWINGS

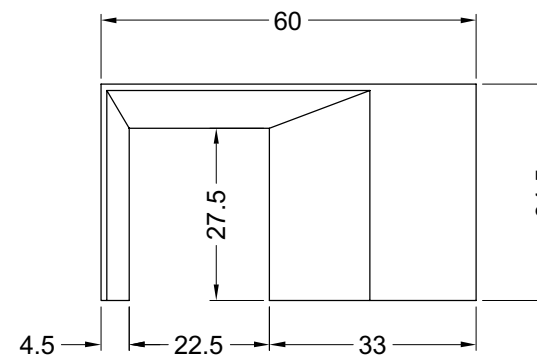
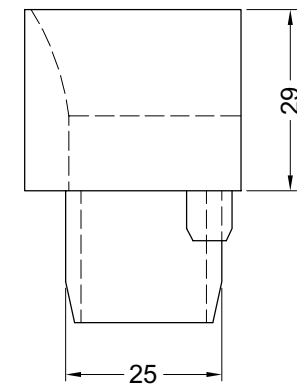
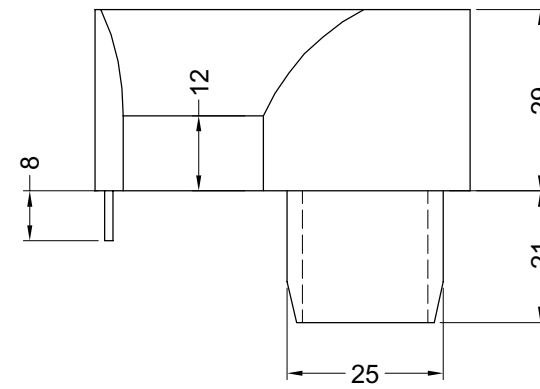
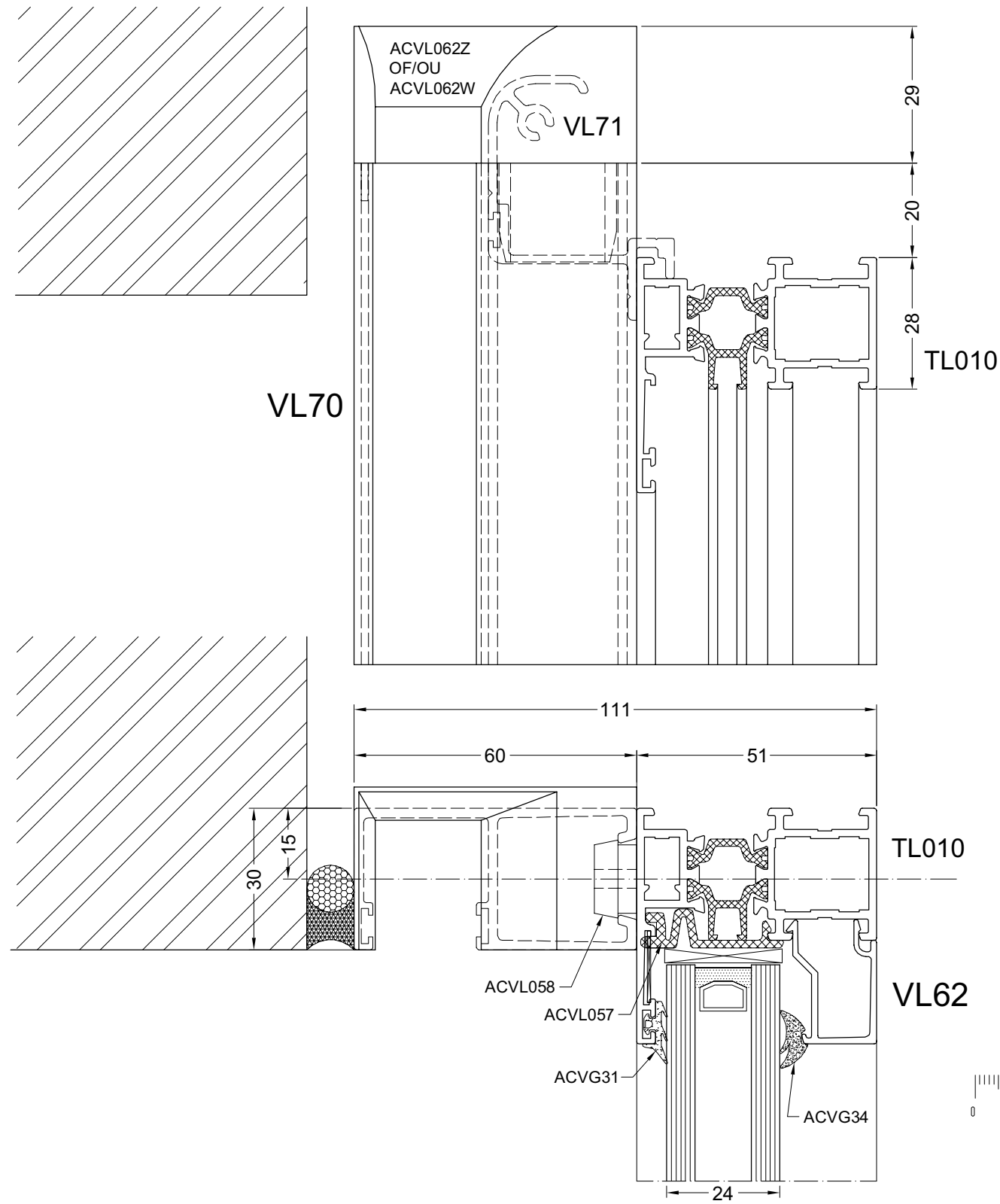


HV= Vleugelhoogte  
Hauteur d'ouvrant  
Flugel hohe  
Vent height



INLOOPSTUK ROLLUIK  
EMBOUÏT POUR GUIDE STORE  
EINLAUFSTÜCK ROLLADEN FUHRUNG  
ENTERPIECE FOR ROLLING SHUTTER

WERKTEKENINGEN - DESSINS DE CONSTRUCTION - KONSTRUKTIONZEICHNUNGEN - CONSTRUCTION DRAWINGS

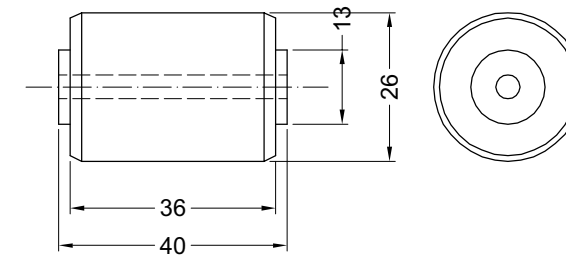
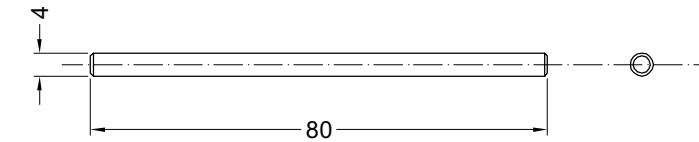
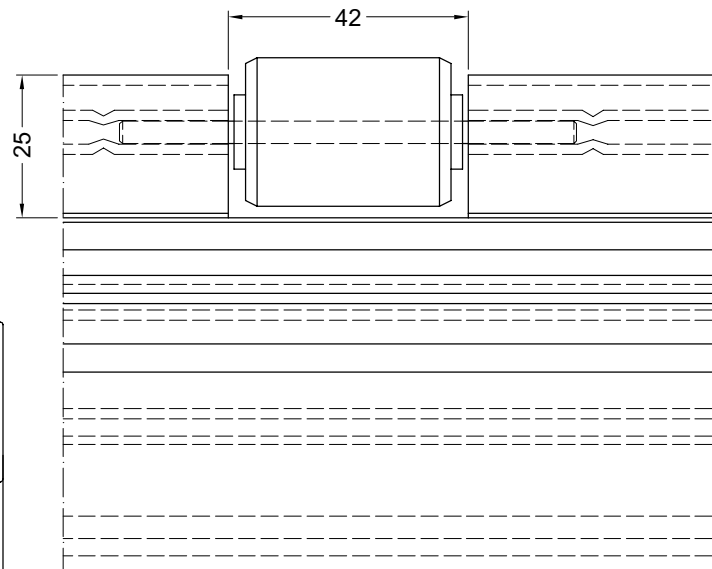
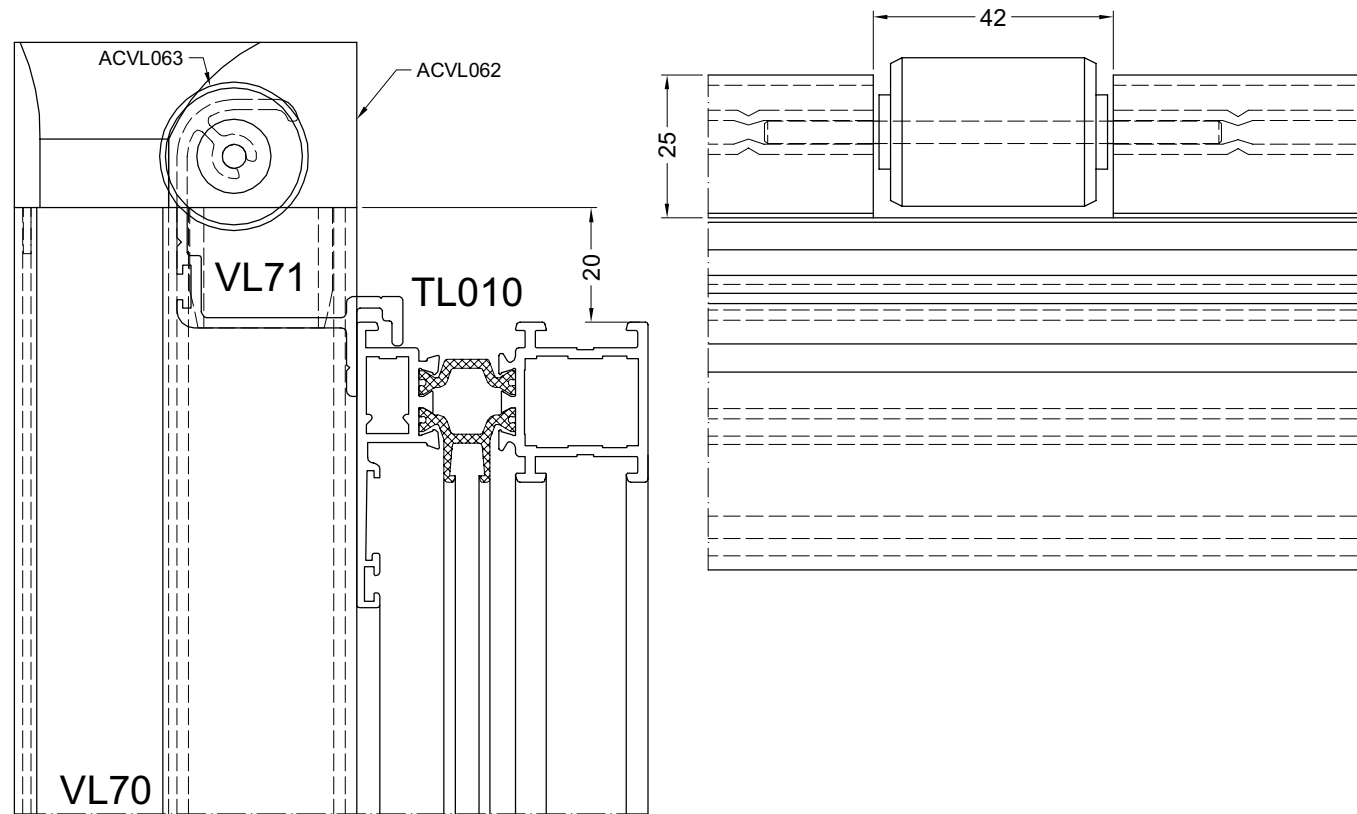


Z = ZWART-NOIR-SCHWARZ-BLACK  
W = WIT-BLANC-WEISS-WHITE

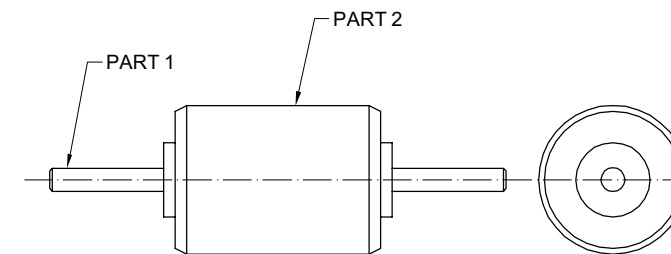
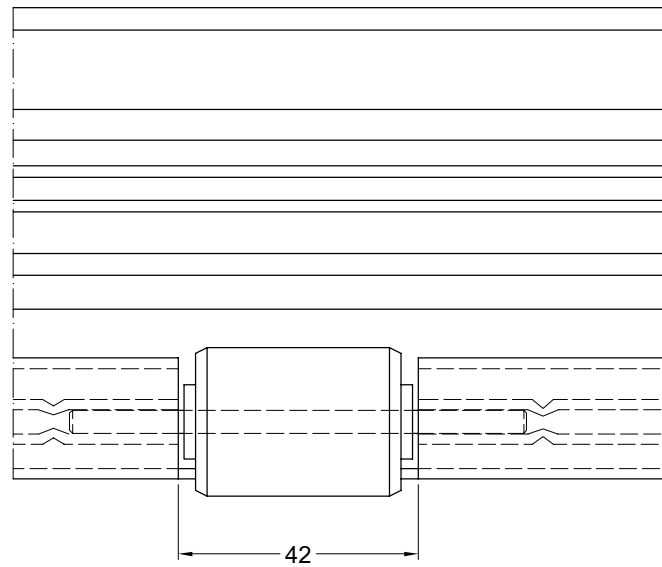
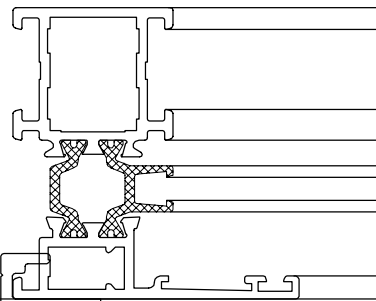


AANDRUKROL VOOR ROLLUIK  
ROULETTE PRESSION POUR VOLET  
Distanzrol für Rolllade  
GUIDING ROLL FOR SHUTTER

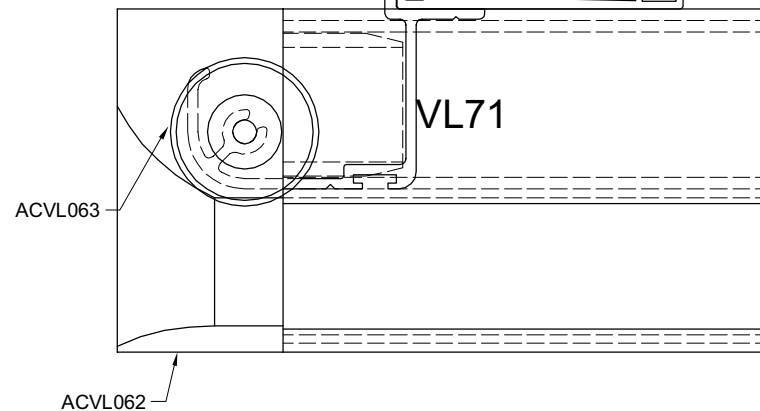
WERKTEKENINGEN - DESSINS DE CONSTRUCTION - KONSTRUKTIONZEICHNUNGEN - CONSTRUCTION DRAWINGS

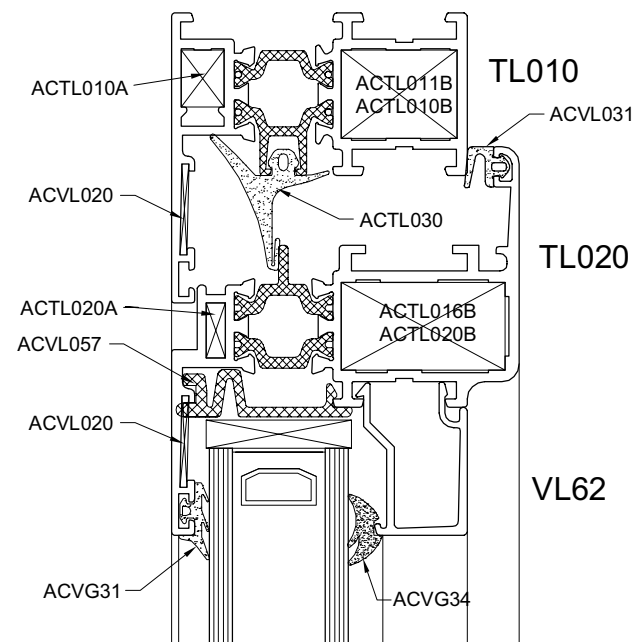


TL010

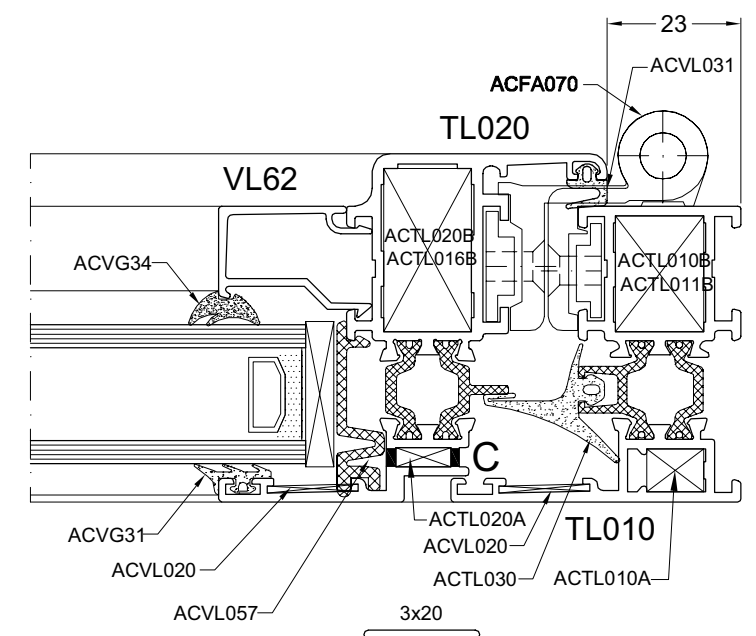
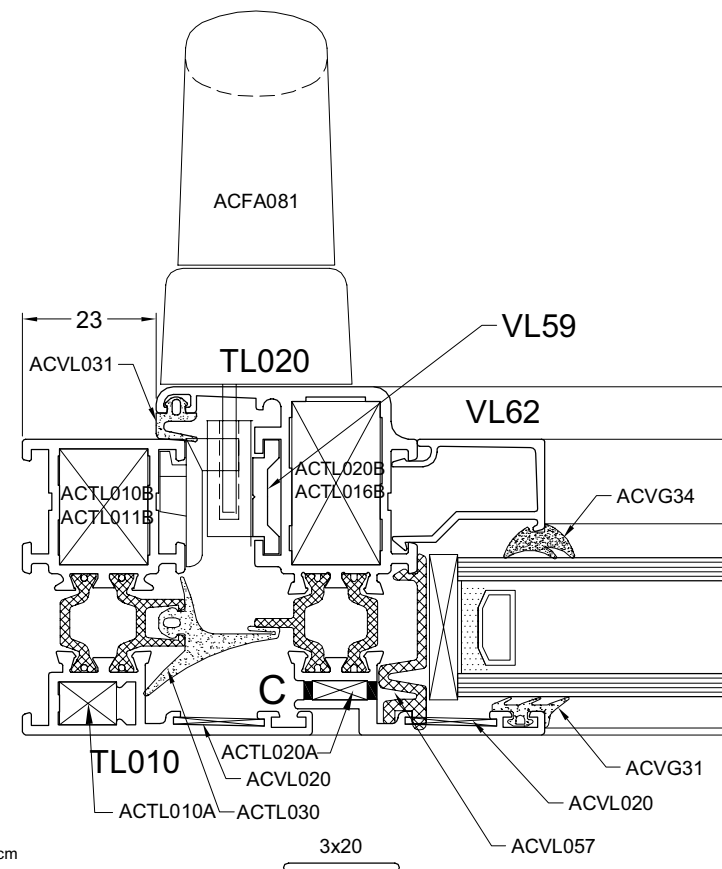
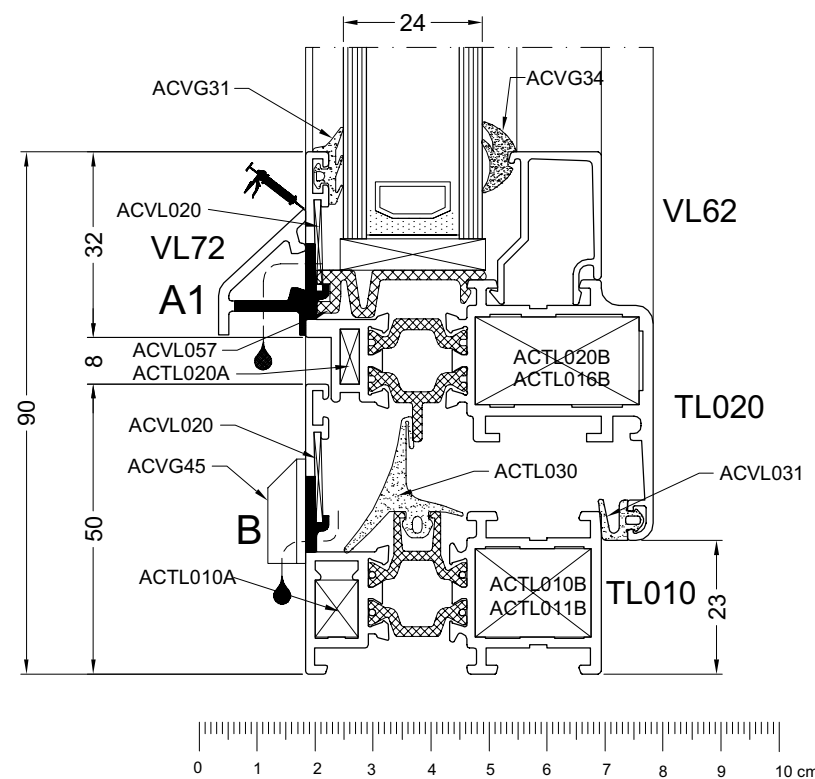
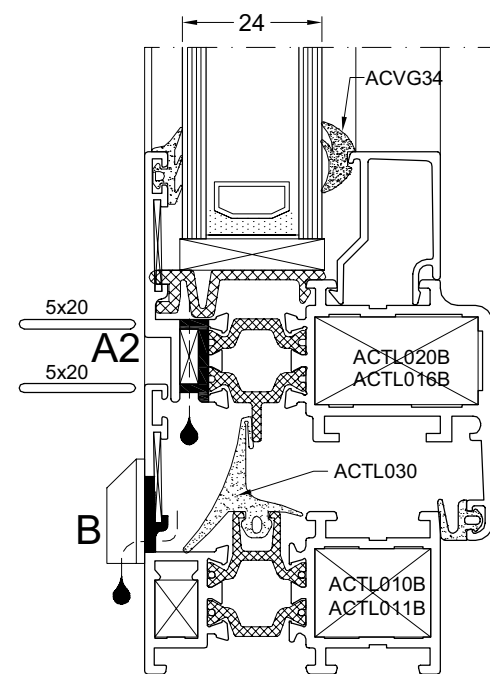
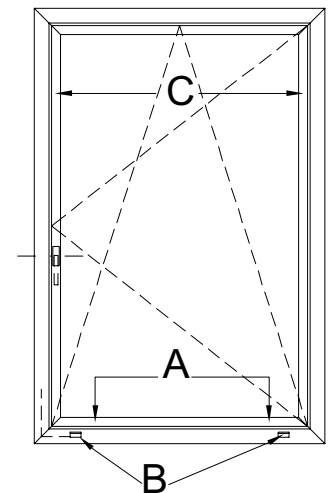


ACVL063



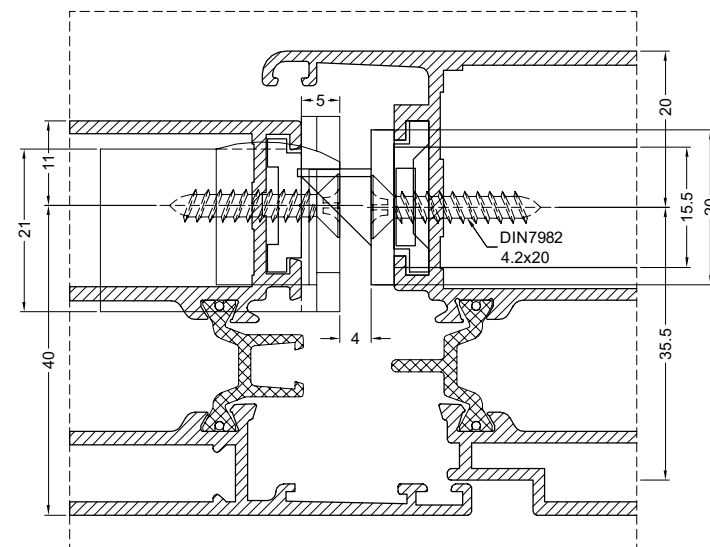
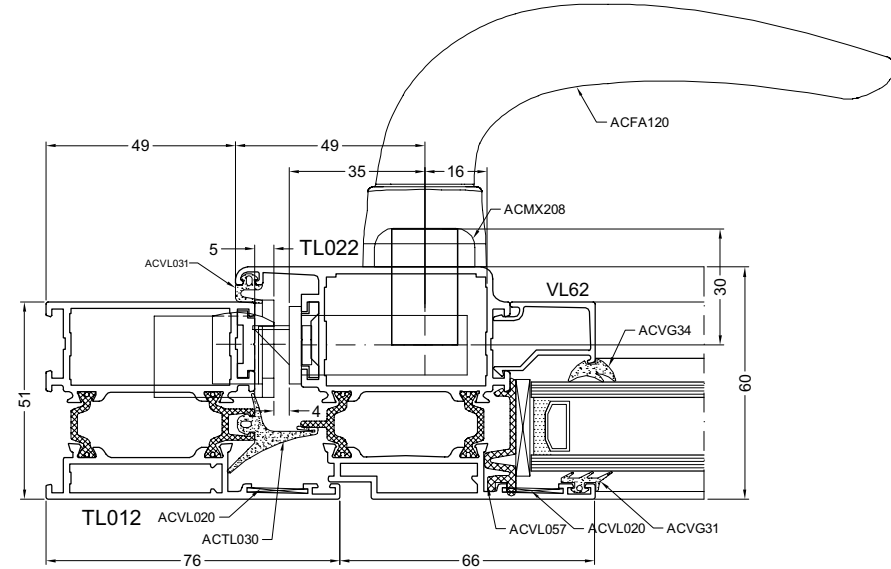
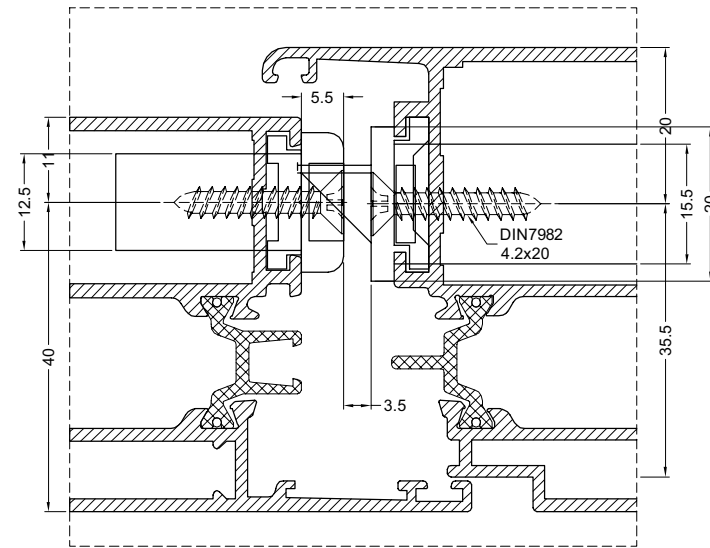
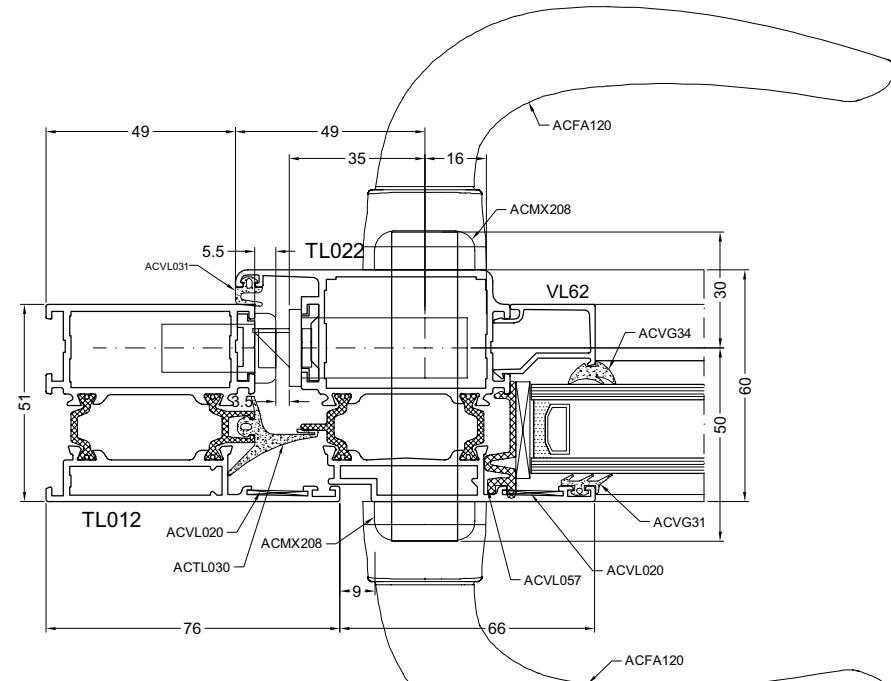


- A1** ONTWATERING VLEUGEL 2X SLEUF 25X13  
DRAINAGE OUVRANT 2X BOUTONNIERE 25X13  
DRANAGE FLUGEL 2X SCHLITZ 25X13  
DRAINAGE VENT 2X GROOVE 25X13
- A2** ONTWATERING VLEUGEL 2X SLEUF 5X20  
DRAINAGE OUVRANT 2X BOUTONNIERE 5X20  
DRANAGE FLUGEL 2X SCHLITZ 5X20  
DRAINAGE VENT 2X GROOVE 5X20
- B** ONTWATERING KOZIJN 2X SLEUF 25X13  
DRAINAGE DORMANT 2X BOUTONNIERE 25X13  
DRANAGE RAHMEN 2X SCHLITZ 25X13  
DRAINAGE FRAME 2X GROOVE 25X13
- C** GLASSPONNING ONTLUCHTING 2X SLEUF 3X20  
VENTILATION FEUILLURE 2X BOUTONNIERE 3X20  
ENTLUFTUNG GLAS SCHLITZ 2X SCHLITZ 3X20  
VENTILATION GLAZING 2X GROOVE 3X20



MONTAGE SLOT IN TL012-TL022  
MONTAGE SERRURE DANS TL012-TL022  
MONTAGE SCHLOSSER IN TL012-TL022  
MONTAGE LOCK IN TL012-TL022

WERKTEKENINGEN - DESSINS DE CONSTRUCTION - KONSTRUKTIONZEICHNUNGEN - CONSTRUCTION DRAWINGS



TOEPASSING		
APPLICATION	ACVL705	
ANWENDUNG	ACVL707	
APPLICATION		

DEUR PORTE TUR DOOR	Penslot Serrure à pène Schloss mit Falle Lock with pen		Rolslot Serrure à rouleau Schloss mit rolle Lock with roll	
	1-punt 1-point 1-Punkt 1-Point	3-punt 3-points 3-Punkt 3-Points	1-punt 1-point 1-Punkt 1-Point	3-punt 3-points 3-Punkt 3-Points
Binnendraaiend Ouvrant vers l'intérieur Innen öffnend Inside opening	ACVL705	ACVL707	ACVL706	ACVL708
Elektrische slotplaat Electrique gache Elektrische schliess platte Electric lock plate	ACVL725 L/R	ACVL725 L/R		

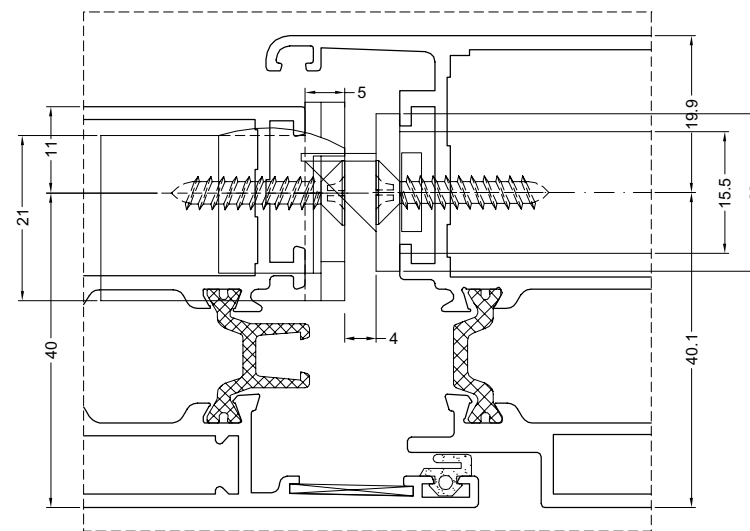
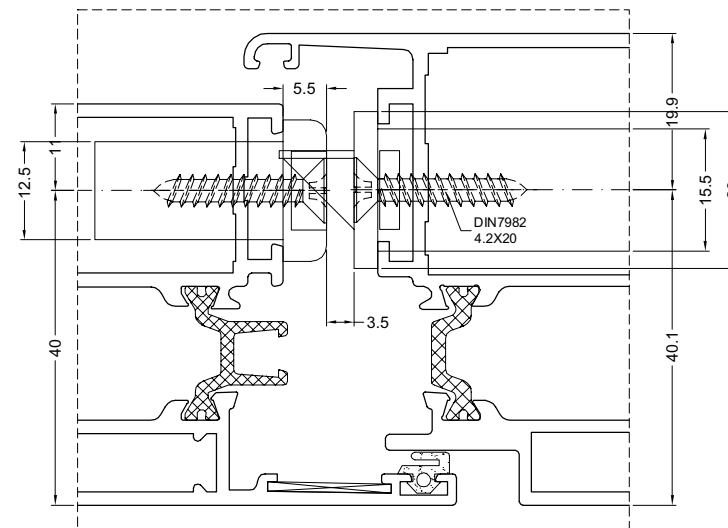
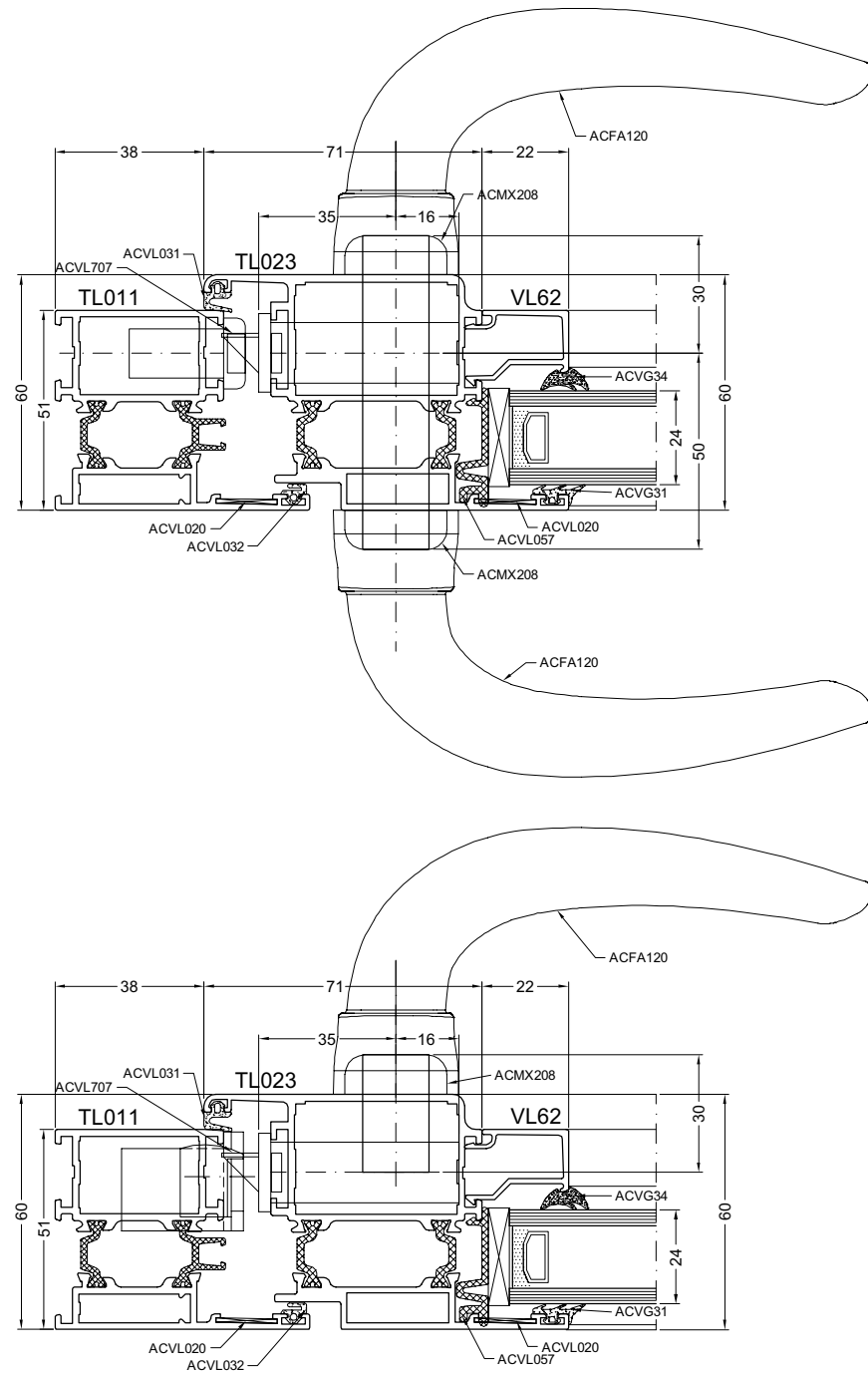
Cilinderplaatje Cache cylindre Zylinder-rosette Cover for cylinder	Cilinder Cylindre Zylinder Cylinder	Cilinder 1/2 Cylindre 1/2 Zylinder 1/2 Cylinder 1/2
ACMX208 2x	ACVL117	ACMX01601





MONTAGE SLOT IN TL011-TL023  
MONTAGE SERRURE DANS TL011-TL023  
MONTAGE SCHLOSSER IN TL011-TL023  
MONTAGE LOCK IN TL011-TL023

WERKTEKENINGEN - DESSINS DE CONSTRUCTION - KONSTRUKTIONZEICHNUNGEN - CONSTRUCTION DRAWINGS



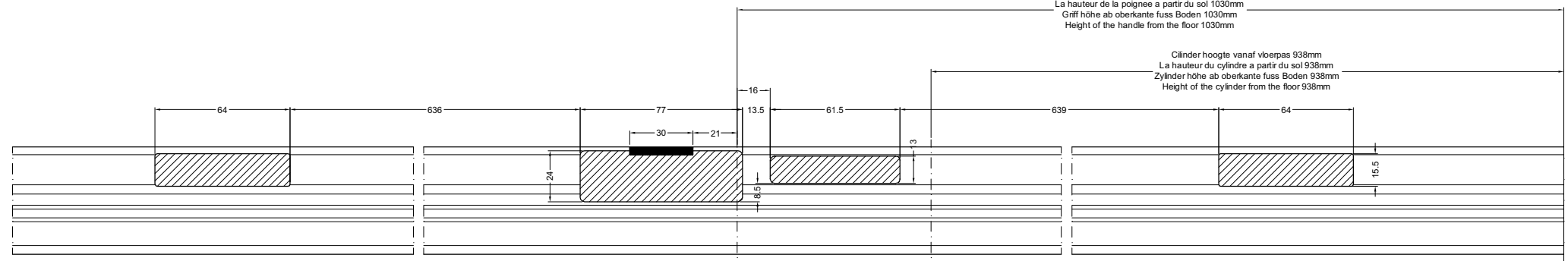
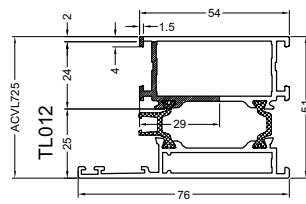
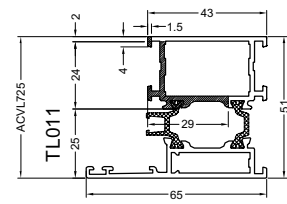
TOEPASSING	ACVL705 ACVL707	
APPLICATION		
ANWENDUNG		
APPLICATION		

DEUR PORTE TUR DOOR	Penslot Serrure à pène Schloss mit Falle Lock with pen		Rolslot Serrure à rouleau Schloss mit rolle Lock with roll	
	1-punt 1-point 1-Punkt 1-Point	3-punt 3-points 3-Punkt 3-Points	1-punt 1-point 1-Punkt 1-Point	3-punt 3-points 3-Punkt 3-Points
Binnendraaiend Ouvrant vers l'intérieur Innen öffnend Inside opening	ACVL705	ACVL707	ACVL706	ACVL708
Elektrische slotplaat Electrique gache Elektrische schliess platte Electric lock plate	ACVL725 L/R	ACVL725 L/R		

Cilinderplaatje Cache cylindre Zylinder-rosette Cover for cylinder	Cilinder Cylindre Zylinder Cylinder	Cilinder 1/2 Cylindre 1/2 Zylinder 1/2 Cylinder 1/2
ACMX208 2x	ACVL117	ACMX01601

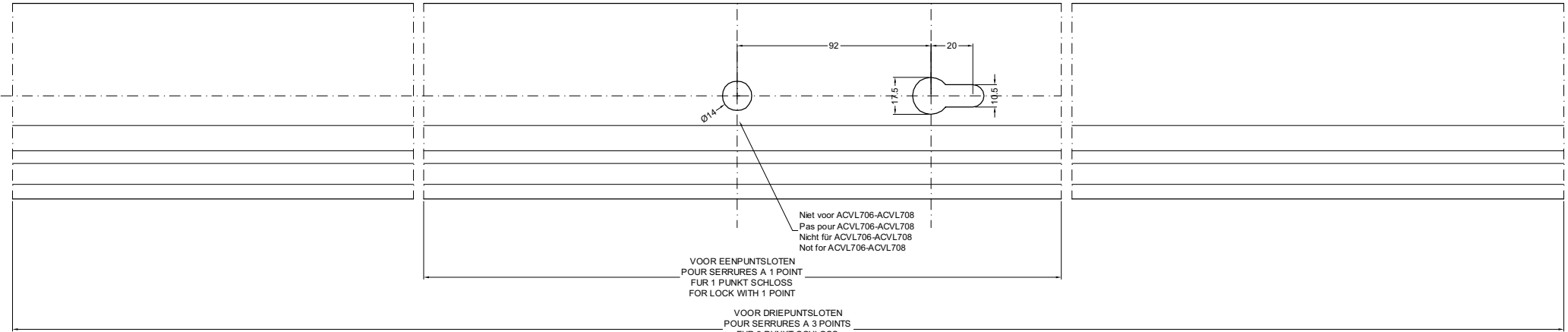
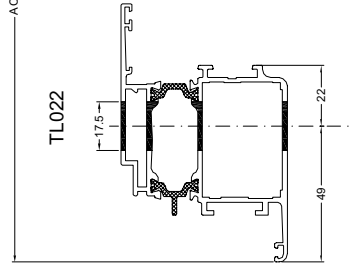
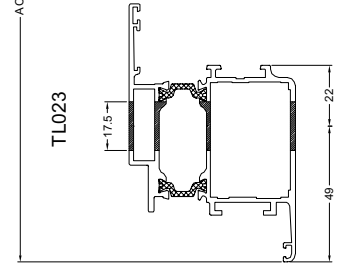
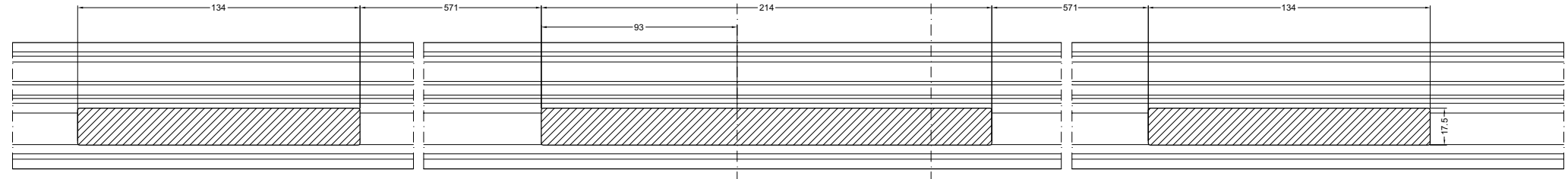
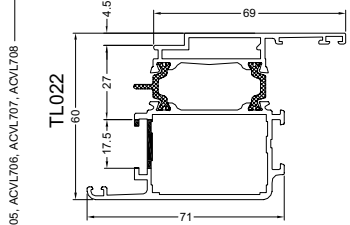
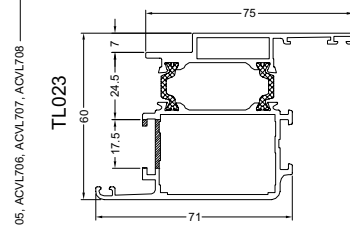
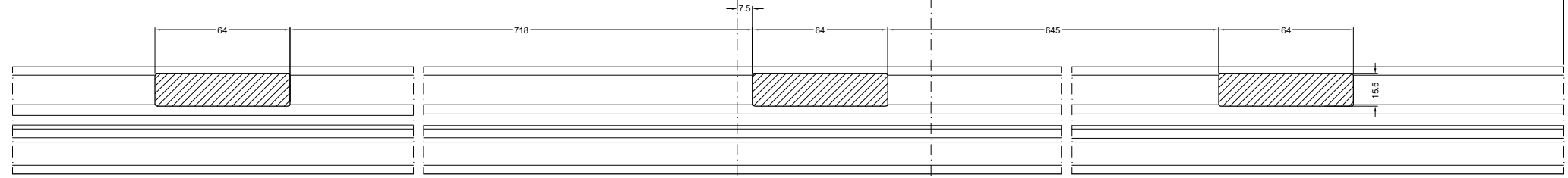
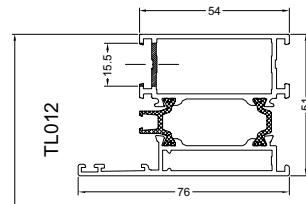
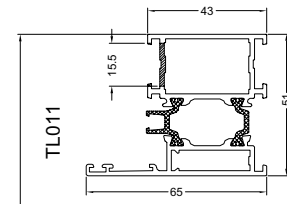
UITSPARING VOOR SLOT ACVL705, ACVL706, ACVL707, ACVL708, ACVL725  
 ENTAILLE POUR SERRURES ACVL705, ACVL706, ACVL707, ACVL708, ACVL725  
 EINBAU FÜR SCHLOSSER ACVL705, ACVL706, ACVL707, ACVL708, ACVL725  
 ENBEDDING FOR LOCK ACVL705, ACVL706, ACVL707, ACVL708, ACVL725

WERKTEKENINGEN - DESSINS DE CONSTRUCTION - KONSTRUKTIONZEICHNUNGEN - CONSTRUCTION DRAWINGS



Kruk hoogte vanaf vloerpas 1030mm  
 La hauteur de la poignée a partir du sol 1030mm  
 Griff höhe ab oberkante fuss Boden 1030mm  
 Height of the handle from the floor 1030mm

Cilinder hoogte vanaf vloerpas 938mm  
 La hauteur du cylindre a partir du sol 938mm  
 Zylinder höhe ab oberkante fuss Boden 938mm  
 Height of the cylinder from the floor 938mm



Niet voor ACVL706-ACVL708  
 Pas pour ACVL706-ACVL708  
 Nicht für ACVL706-ACVL708  
 Not for ACVL706-ACVL708

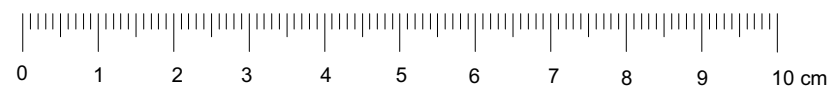
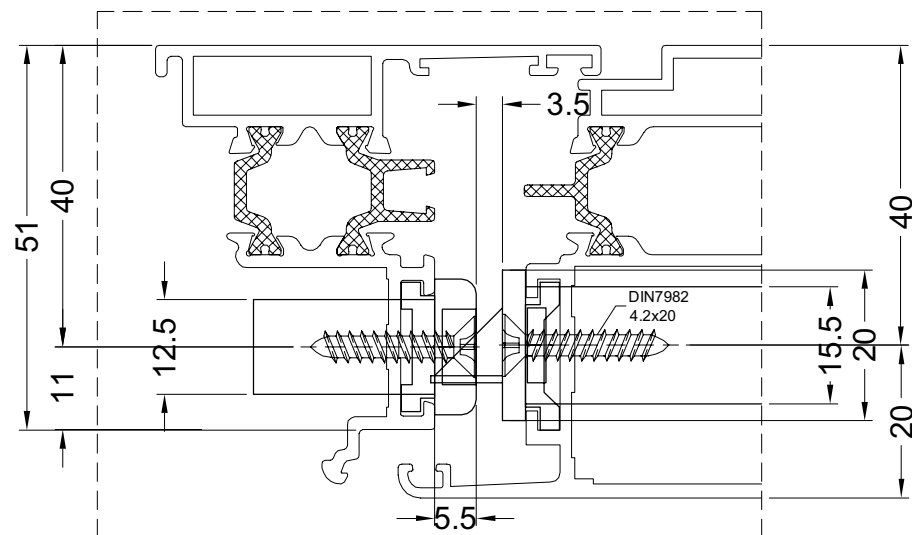
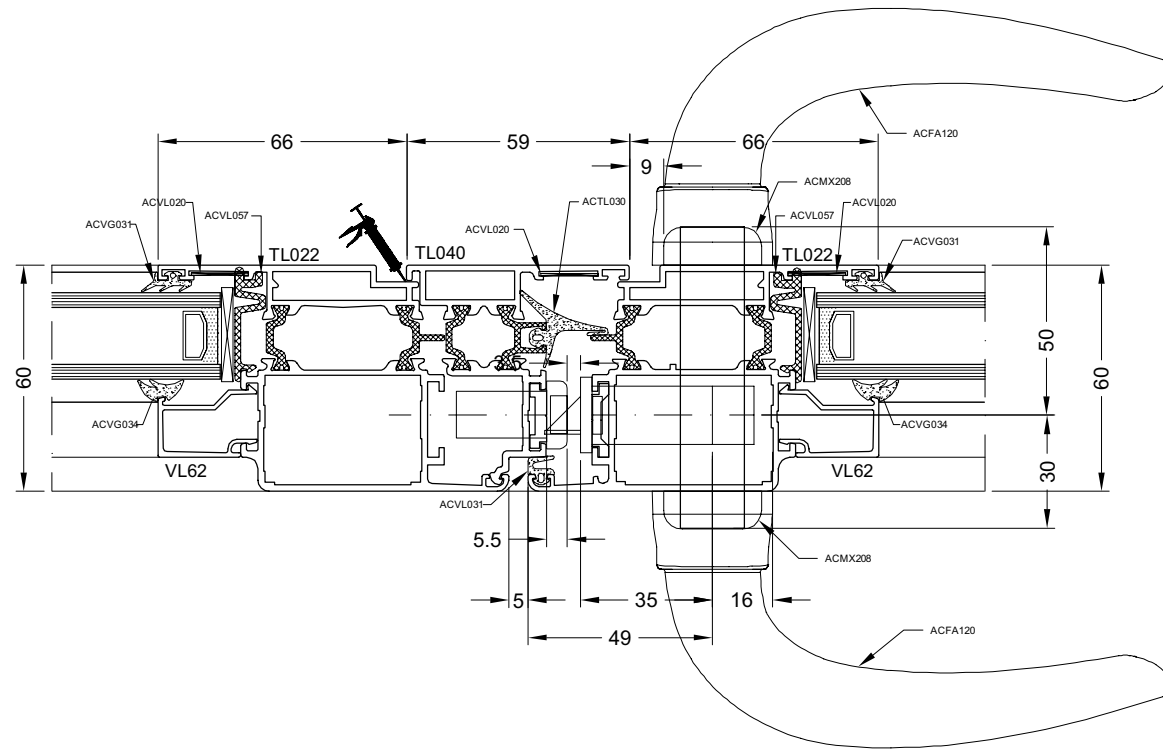
VOOR EENPUNTSLOTEN  
 POUR SERRURES A 1 POINT  
 FÜR 1 PUNKT SCHLOSS  
 FOR LOCK WITH 1 POINT

VOOR DRIEPUNTSLOTEN  
 POUR SERRURES A 3 POINTS  
 FÜR 3 PUNKT SCHLOSS  
 FOR LOCK WITH 3 POINTS



MONTAGE SLOT IN TL022-TL040  
MONTAGE SERRURE DANS TL022-TL040  
MONTAGE SCHLOSSER IN TL022-TL040  
MONTAGE LOCK IN TL022-TL040

WERKTEKENINGEN - DESSINS DE CONSTRUCTION - KONSTRUKTIONZEICHNUNGEN - CONSTRUCTION DRAWINGS



werkt24

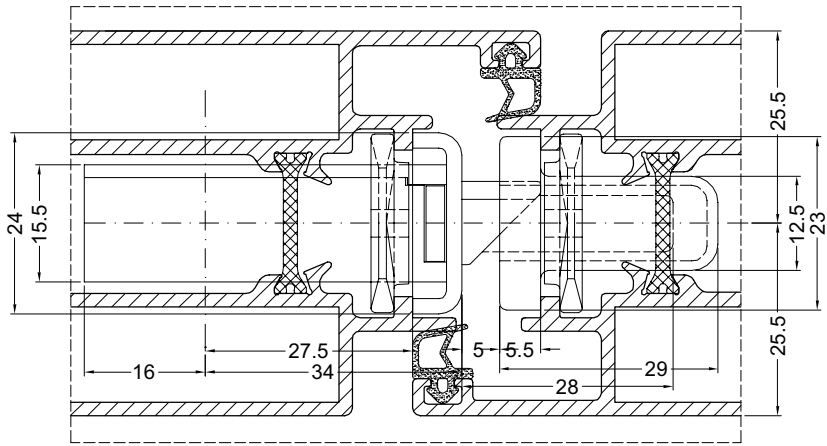
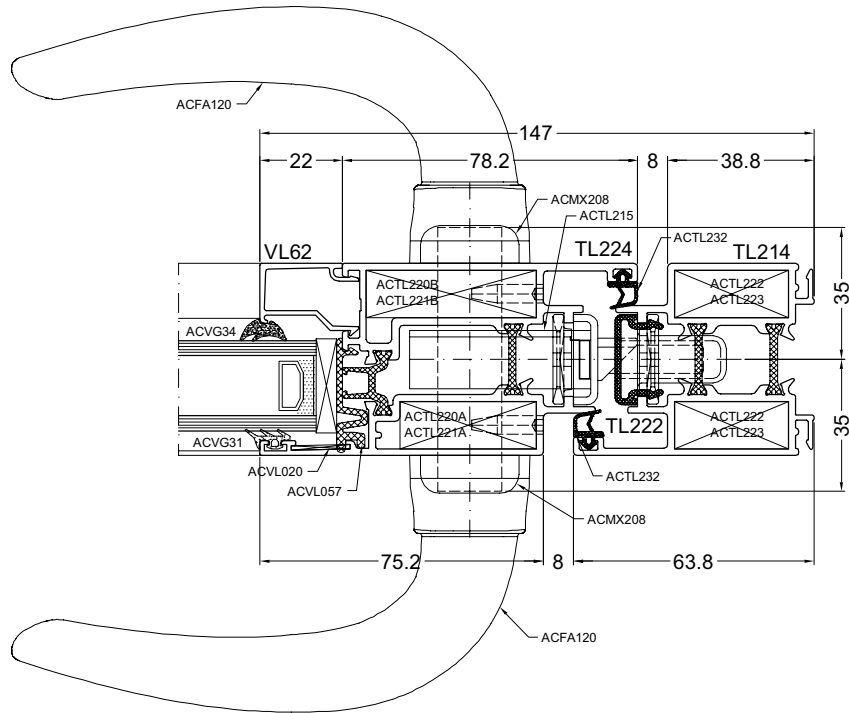
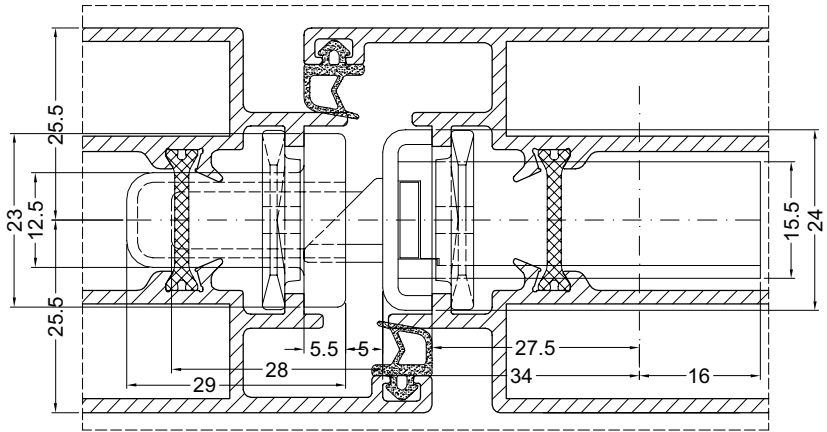
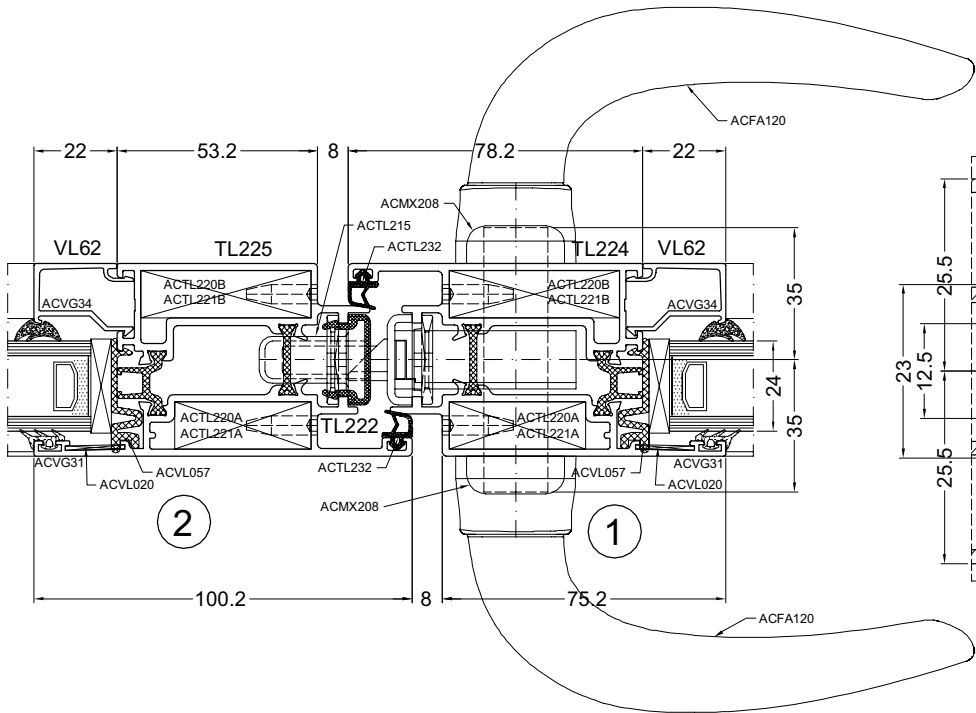
TOEPASSING		
APPLICATION	ACVL705	
ANWENDUNG	ACVL707	
APPLICATION		

DEUR PORTE TUR DOOR	Penslot Serrure à pène Schloss mit Falle Lock with pen		Rolslot Serrure à rouleau Schloss mit rolle Lock with roll	
		1-punt 1-point 1-Punkt 1-Point	3-punt 3-points 3-Punkt 3-Points	1-punt 1-point 1-Punkt 1-Point
Binnendraaiend Ouvrant vers l'intérieur Innen öffnend Inside opening	ACVL705	ACVL707	ACVL706	ACVL708

Cilinderplaatje Cache cylindre Zylinder-rosette Cover for cylinder	Cilinder Cylindre Zylinder Cylinder	Cilinder 1/2 Cylindre 1/2 Zylinder 1/2 Cylinder 1/2
ACMX208 2x	ACVL117	ACMX01601

MONTAGE SLOT IN TL224 VOOR BINNENDRAAIENDE DEUREN  
 MONTAGE SERRURE DANS TL224 POUR PORTES OUVRANT A L'INTERIEUR  
 MONTAGE SCHLOSSER IN TL224 FÜR TUREN NACH INNEN OFFNEND  
 MONTAGE LOCK IN TL224 FOR INSIDE OPENING DOORS

WERKTEKENINGEN - DESSINS DE CONSTRUCTION - KONSTRUKTIONZEICHNUNGEN - CONSTRUCTION DRAWINGS



TOEPASSING	ACTL215 ACTL217	
APPLICATION		
ANWENDUNG		
APPLICATION		

DEUR PORTE TUR DOOR	Penslot Serrure à pêne Schloss mit Falle Lock with pen		Rolslot Serrure à rouleau Schloss mit rolle Lock with roll	
	1-punt 1-point 1-Punkt 1-Point	3-punt 3-points 3-Punkt 3-Points	1-punt 1-point 1-Punkt 1-Point	3-punt 3-points 3-Punkt 3-Points
Binnendraaiend Ouvrant vers l'intérieur Innen offnend Inside opening	ACTL217	ACTL215	ACTL218	ACTL216

Cilinderplaatje Cache cylindre Zylinder-rosette Cover for cylinder	Cilinder Cylindre Zylinder Cylinder	Cilinder 1/2 Cylindre 1/2 Zylinder 1/2 Cylinder 1/2
ACMX208 2x	ACMX01615	ACMX01602



slotdeur

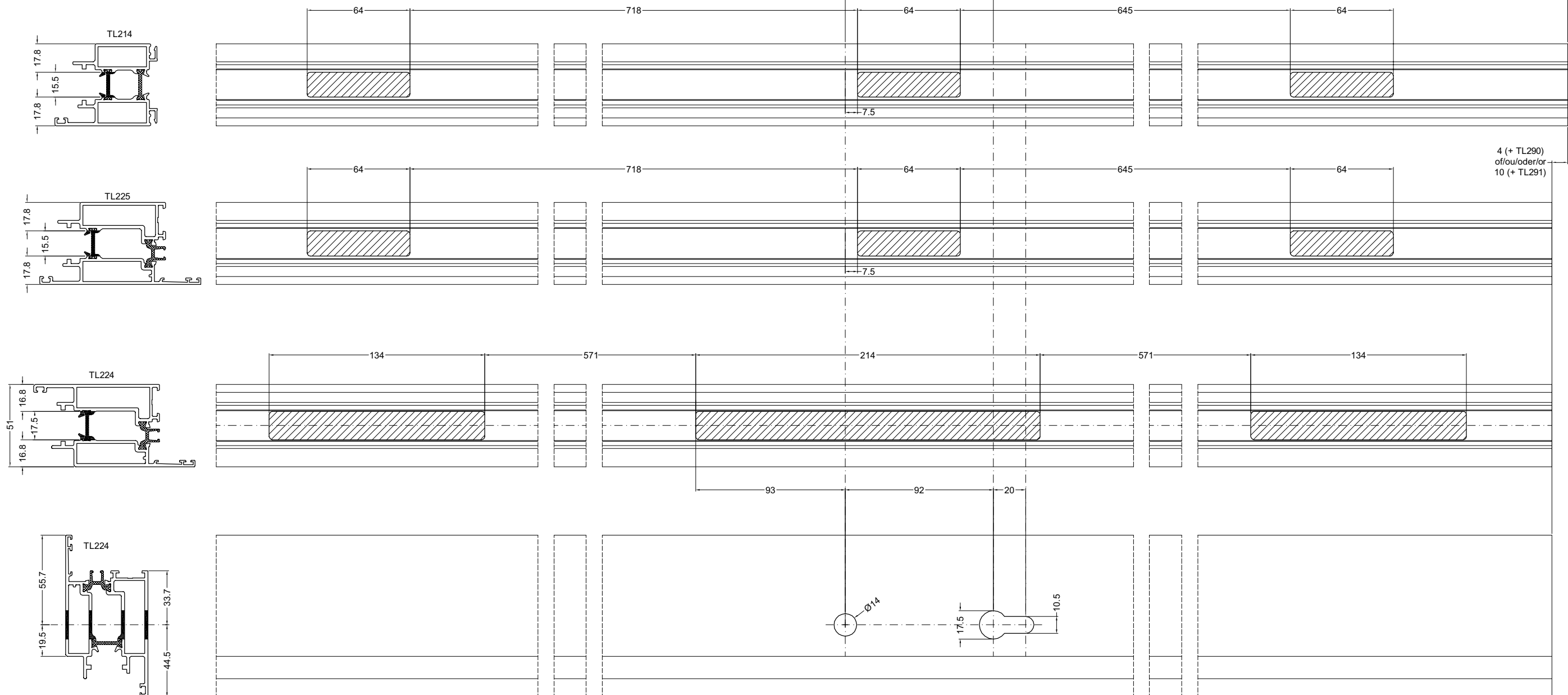
UITSPARING VOOR SLOT ACTL215, ACTL216, ACTL217, ACTL218 (BINNEN DRAAIENDE DEUREN)  
ENTAILLE POUR SERRURES ACTL215, ACTL216, ACTL217, ACTL218 (PORTES OUVRANT A L'INTERIEUR)  
EINBAU FÜR SCHLOSSER ACTL215, ACTL216, ACTL217, ACTL218 (TUREN NACH INNEN OFFNEND)  
ENBEDDING FOR LOCK ACTL215, ACTL216, ACTL217, ACTL218 (INSIDE OPENING DOORS)

WERKTEKENINGEN - DESSINS DE CONSTRUCTION - KONSTRUKTIONZEICHNUNGEN - CONSTRUCTION DRAWINGS

kruk hoogte vanaf vloerpas 1050mm  
la hauteur de la poignée a partir du sol 1050mm  
Griff höhe ab oberkante fuss Boden 1050mm  
height of the handle from the floor 1050mm

cilinder hoogte vanaf vloerpas 958mm  
la hauteur du cylindre a partir du sol 958mm  
Zylinder höhe ab oberkante fuss Boden 958mm  
height of the cylinder from the floor 958mm

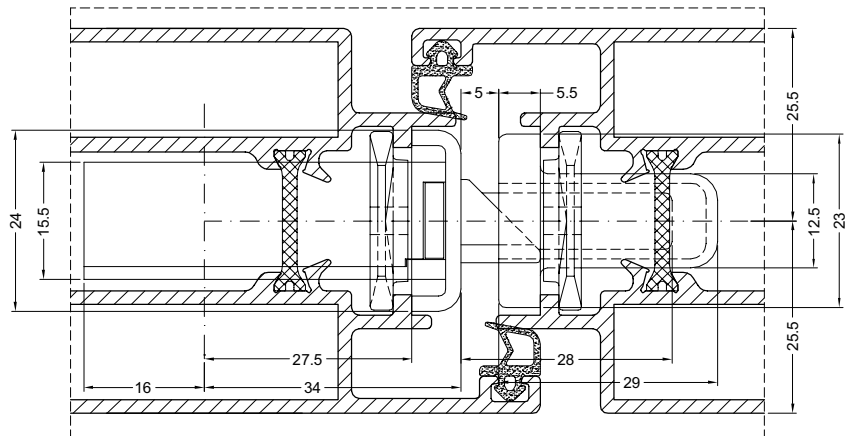
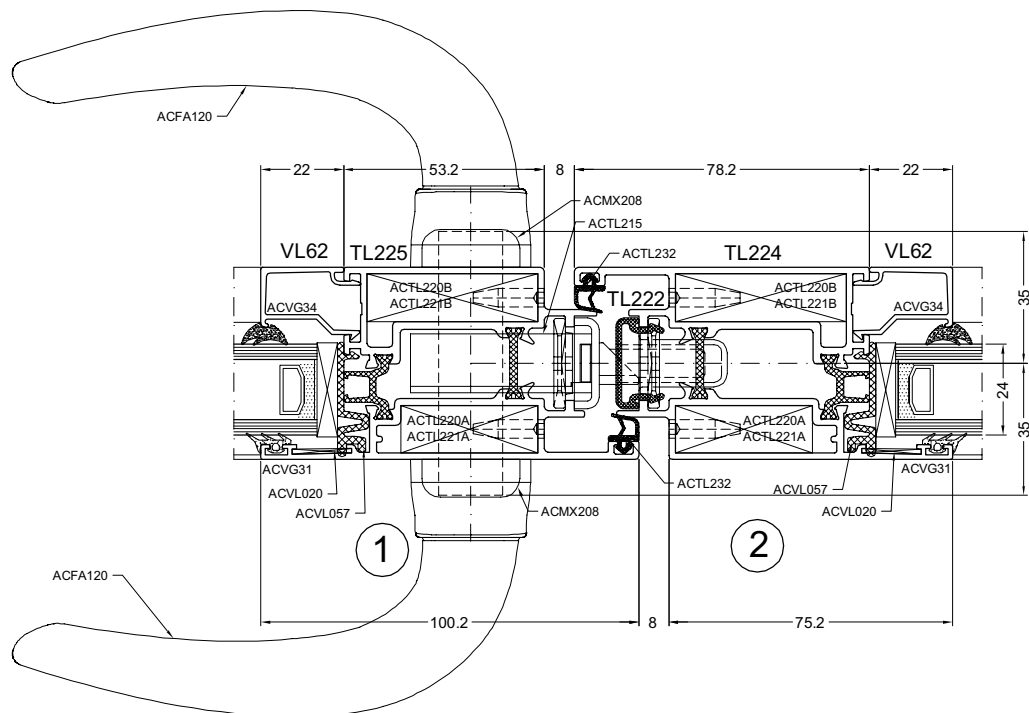
4 (+ TL290)  
of/ou/oder/for  
10 (+ TL291)



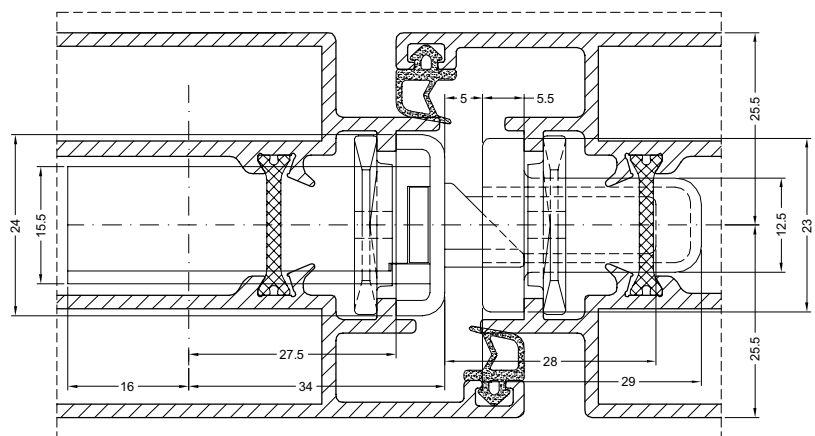
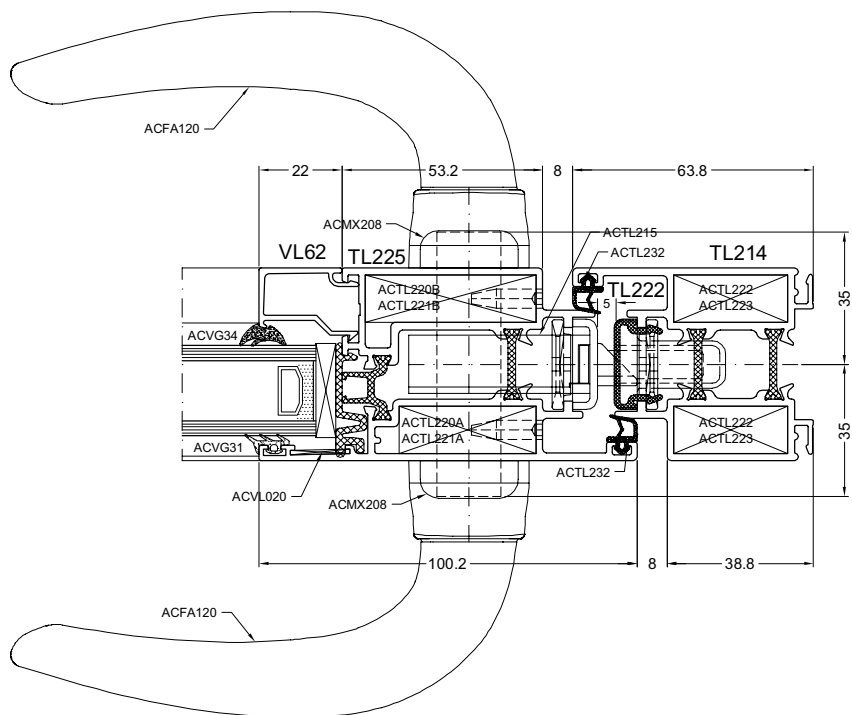
uitslot

MONTAGE SLOT IN TL225 VOOR BUITENDRAAIENDE DEUREN  
 MONTAGE SERRURE DANS TL225 POUR PORTES OUVRANT A L'EXTERIEUR  
 MONTAGE SCHLOSSER IN TL225 FÜR TUREN NACH AUSSEN OFFNEND  
 MONTAGE LOCK IN TL225 FOR OUTSIDE OPENING DOORS

WERKTEKENINGEN - DESSINS DE CONSTRUCTION - KONSTRUKTIONZEICHNUNGEN - CONSTRUCTION DRAWINGS



TOEPASSING		
APPLICATION	ACTL215 ACTL217	
ANWENDUNG		
APPLICATION		



DEUR PORTE TUR DOOR	Penslot Serrure à pêne Schloss mit Falle Lock with pen		Rolslot Serrure à rouleau Schloss mit rolle Lock with roll	
	1-punt 1-point 1-Punkt 1-Point	3-punt 3-points 3-Punkt 3-Points	1-punt 1-point 1-Punkt 1-Point	3-punt 3-points 3-Punkt 3-Points
Buitendraaiend Ouvrant vers l'extérieur Aussen offnend Outside opening	ACTL217	ACTL215	ACTL218	ACTL216

Cilinderplaatje Cache cylindre Zylinder-rosette Cover for cylinder	Cilinder Cylindre Zylinder Cylinder	Cilinder 1/2 Cylindre 1/2 Zylinder 1/2 Cylinder 1/2
ACMX208 2x	ACMX01615	ACMX01602



slotdeur1

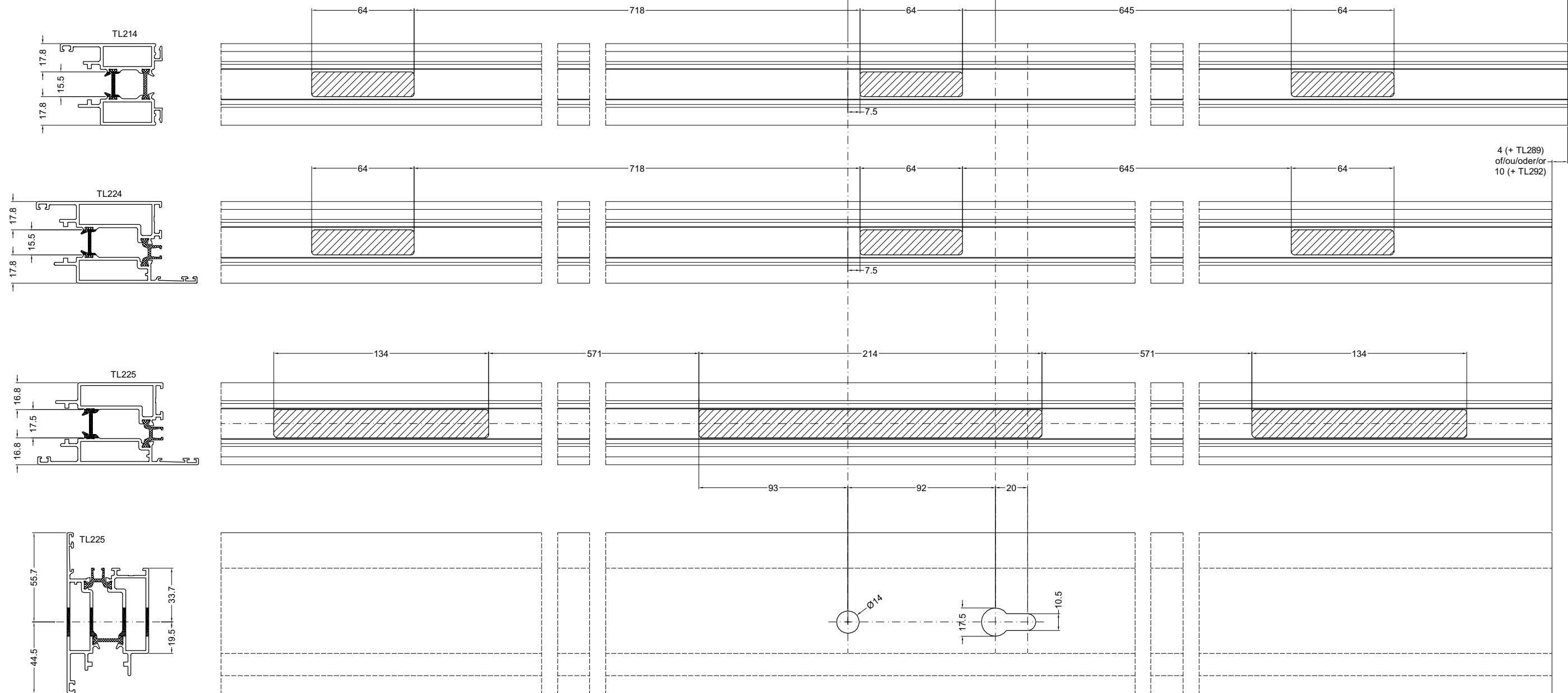
UITSPARING VOOR SLOT ACTL215, ACTL216, ACTL217, ACTL218 (BUITEN DRAAIENDE DEUREN)  
ENTAILLE POUR SERRURES ACTL215, ACTL216, ACTL217, ACTL218 (PORTES OUVRANT A L'EXTERIEUR)  
EINBAU FÜR SCHLOSSER ACTL215, ACTL216, ACTL217, ACTL218 (TUREN NACH AUSSEN OFFNEND)  
ENBEDDING FOR LOCK ACTL215, ACTL216, ACTL217, ACTL218 (OUTSIDE OPENING DOORS)

WERKTEKENINGEN - DESSINS DE CONSTRUCTION - KONSTRUKTIONZEICHNUNGEN - CONSTRUCTION DRAWINGS

kruk hoogte vanaf vloerpas 1050mm  
la hauteur de la poignée a partir du sol 1050mm  
Griff höhe ab oberkante fuss Boden 1050mm  
height of the handle from the floor 1050mm

cilinder hoogte vanaf vloerpas 958mm  
la hauteur du cylindre a partir du sol 958mm  
Zylinder höhe ab oberkante fuss Boden 958mm  
height of the cylinder from the floor 958mm

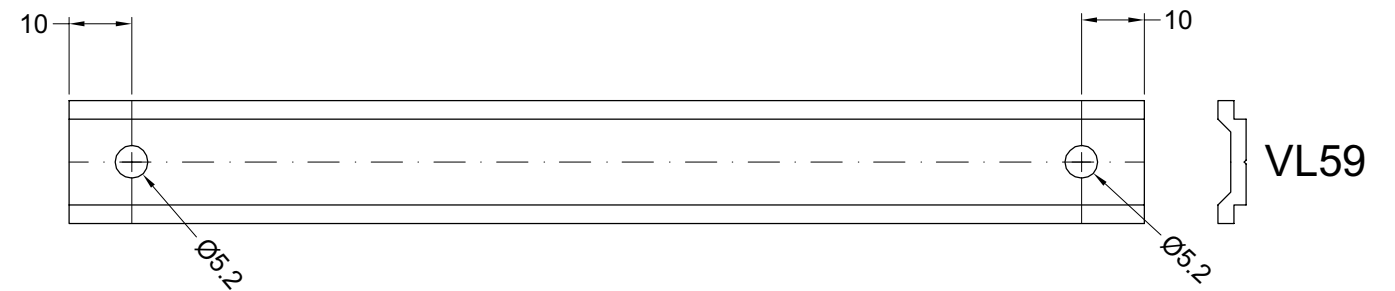
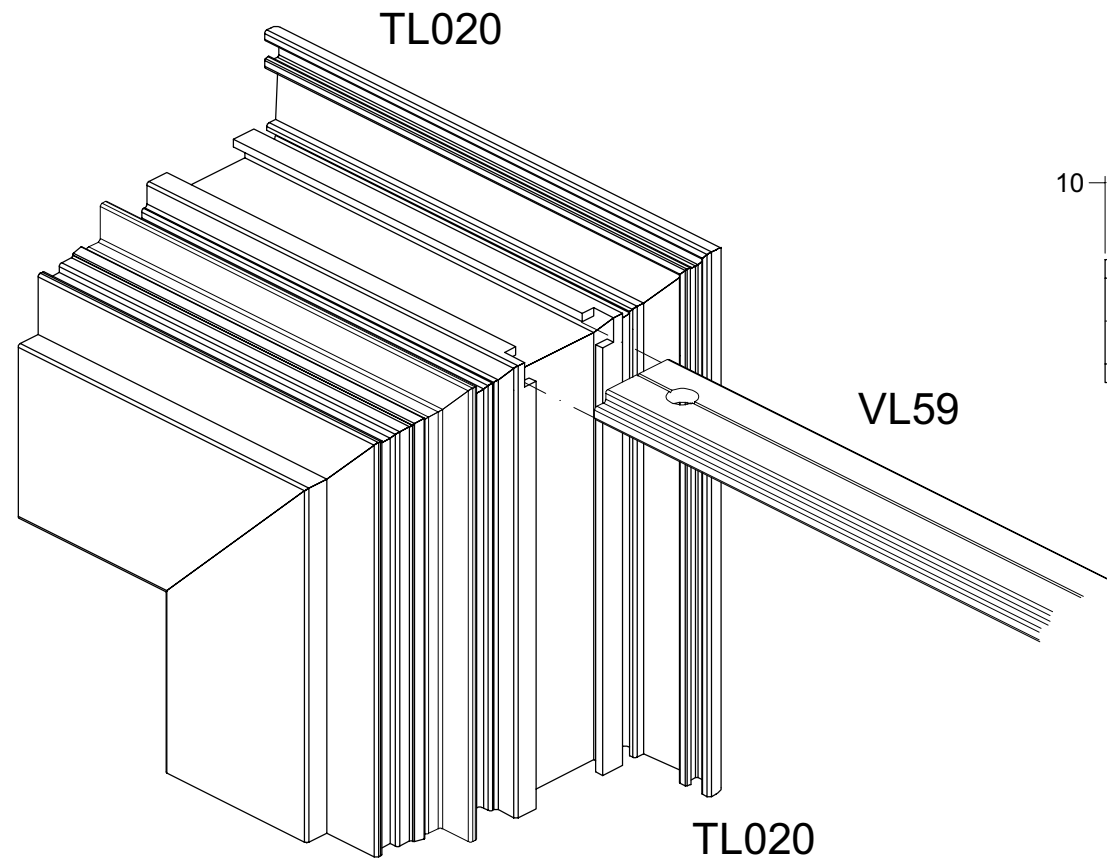
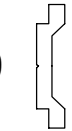
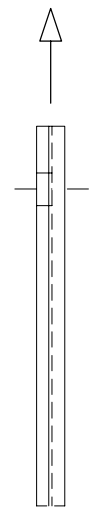
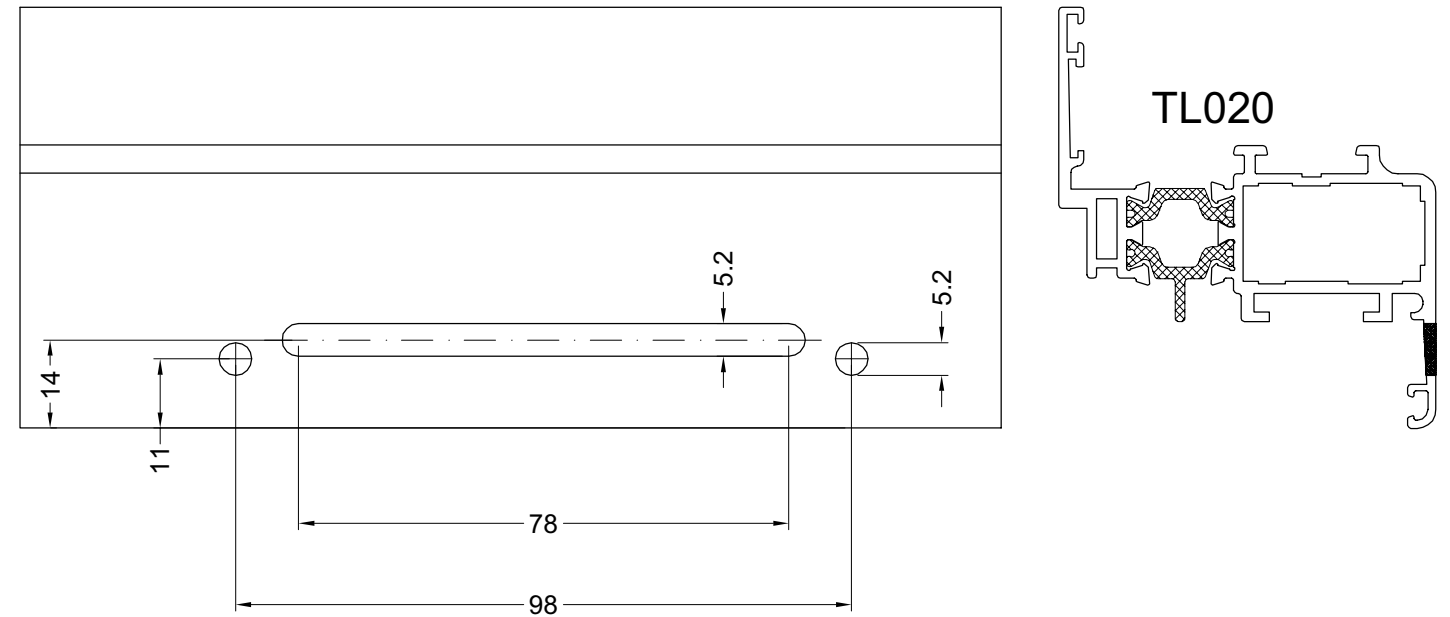
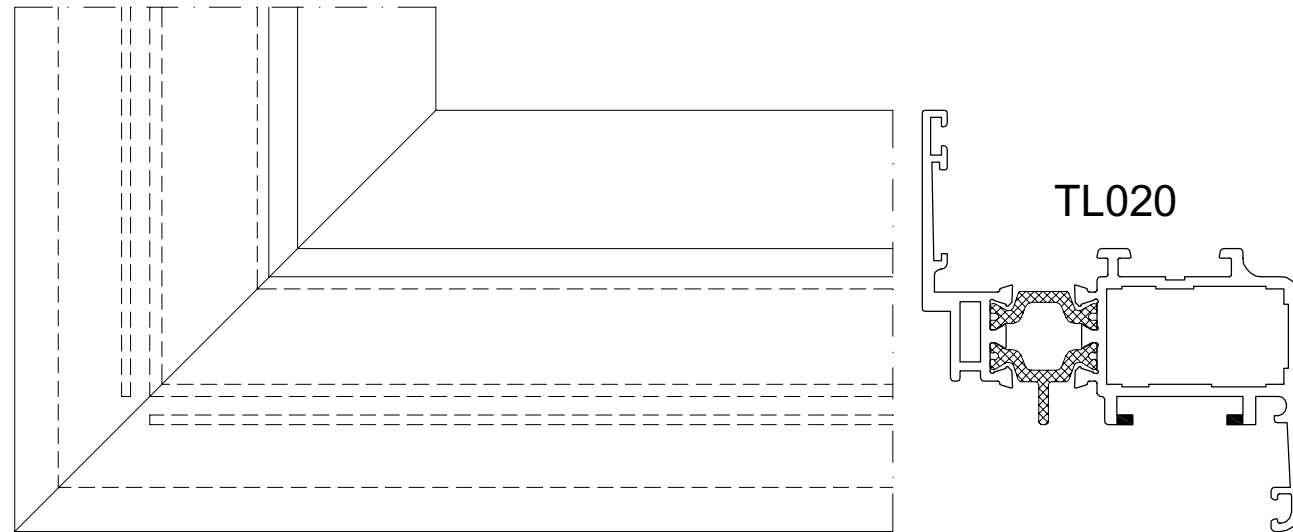
4 (+ TL289)  
of/ou/oder/for  
10 (+ TL292)



uitslot1

UITSPARING VOOR KRUK  
ENTAILLE POUR CREMONE  
AUSPARUNG FUR GETRIEBE  
MACHINING FOR HANDLES

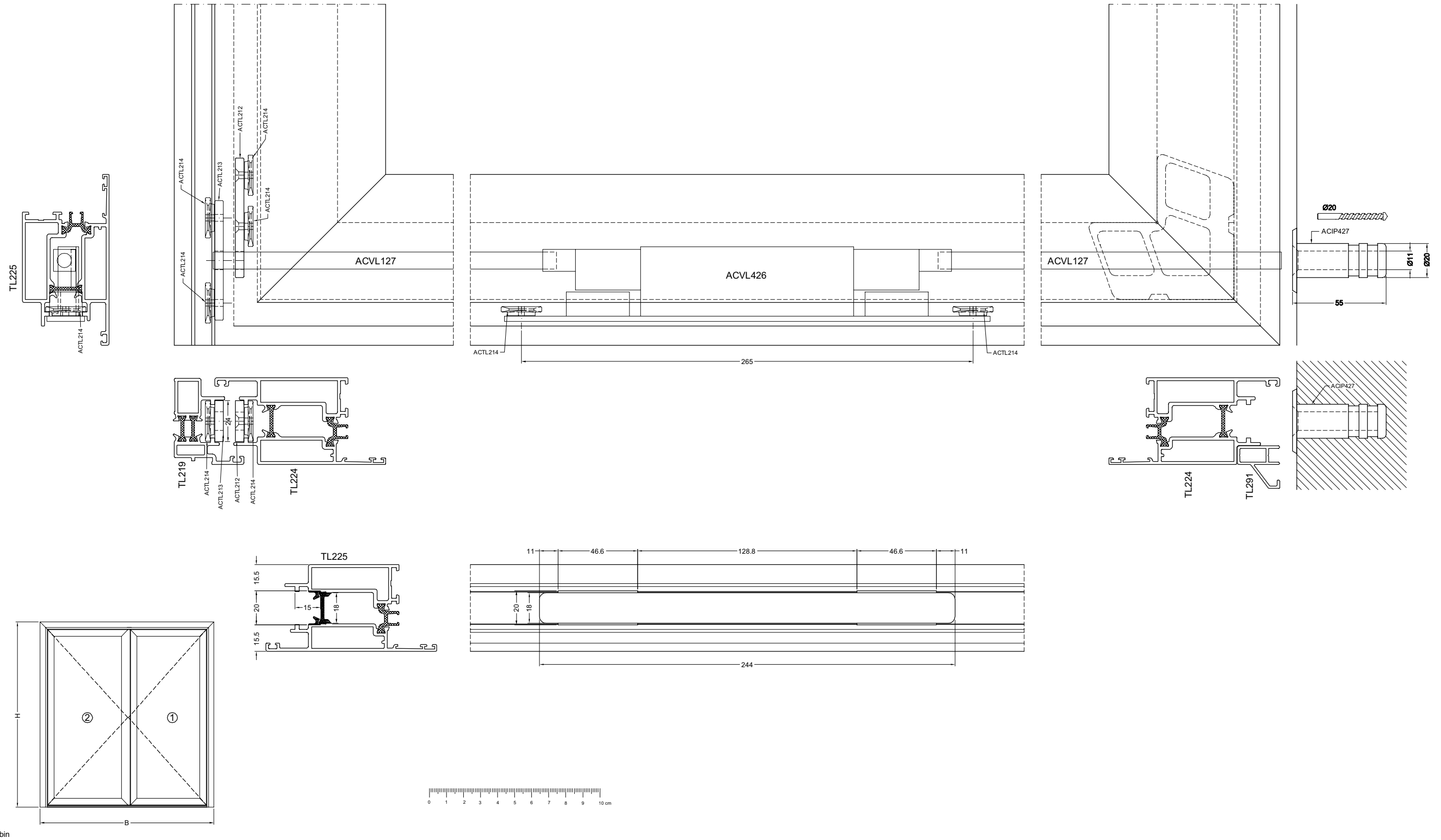
WERKTEKENINGEN - DESSINS DE CONSTRUCTION - KONSTRUKTIONZEICHNUNGEN - CONSTRUCTION DRAWINGS





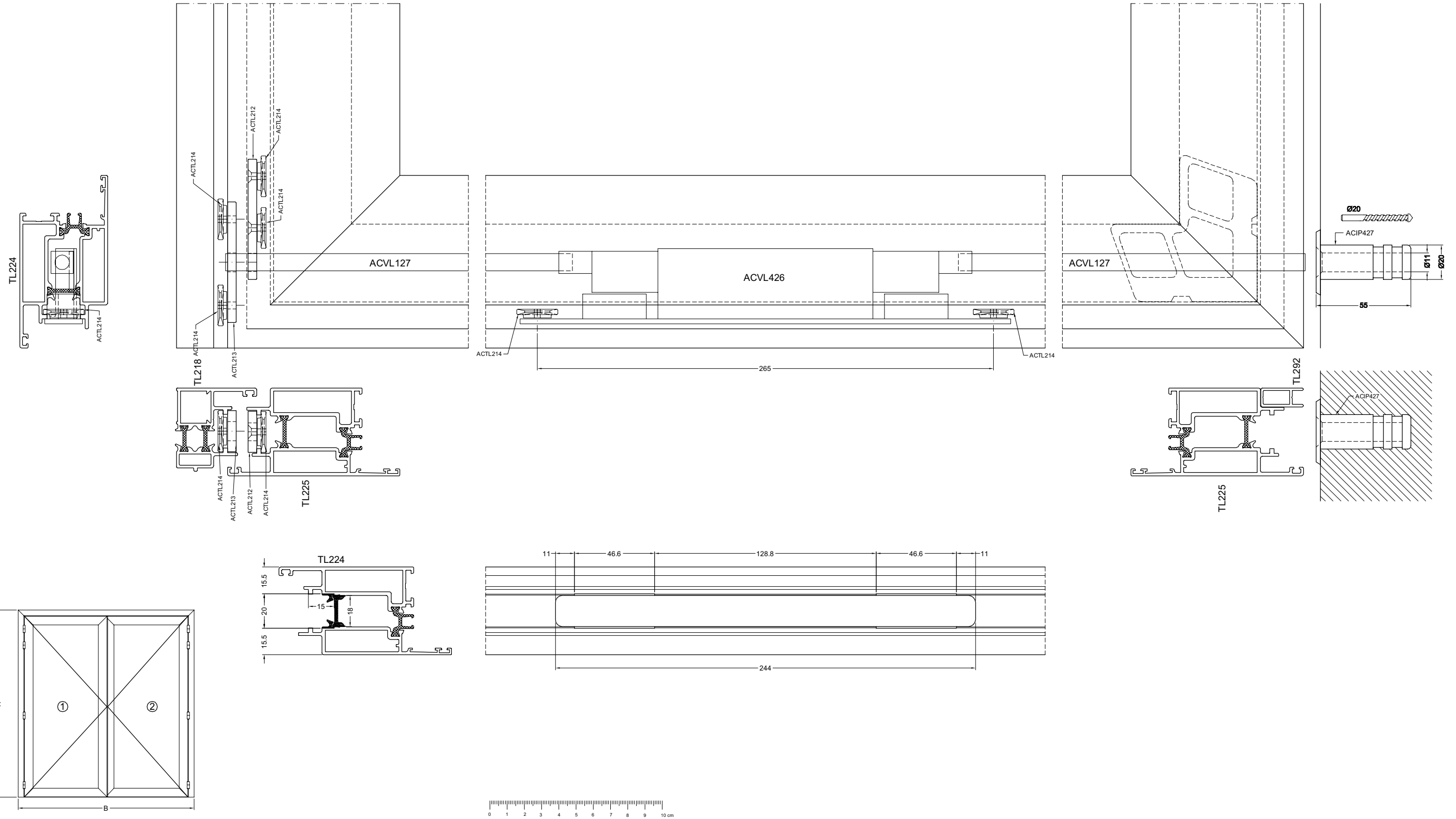
MONTAGE ACVL426 IN TL225  
MONTAGE ACVL426 DANS TL225  
MONTAGE ACVL426 IN TL225  
MONTAGE ACVL426 IN TL225

WERKTEKENINGEN - DESSINS DE CONSTRUCTION - KONSTRUKTIONZEICHNUNGEN - CONSTRUCTION DRAWINGS



MONTAGE ACVL426 IN TL224  
MONTAGE ACVL426 DANS TL224  
MONTAGE ACVL426 IN TL224  
MONTAGE ACVL426 IN TL224

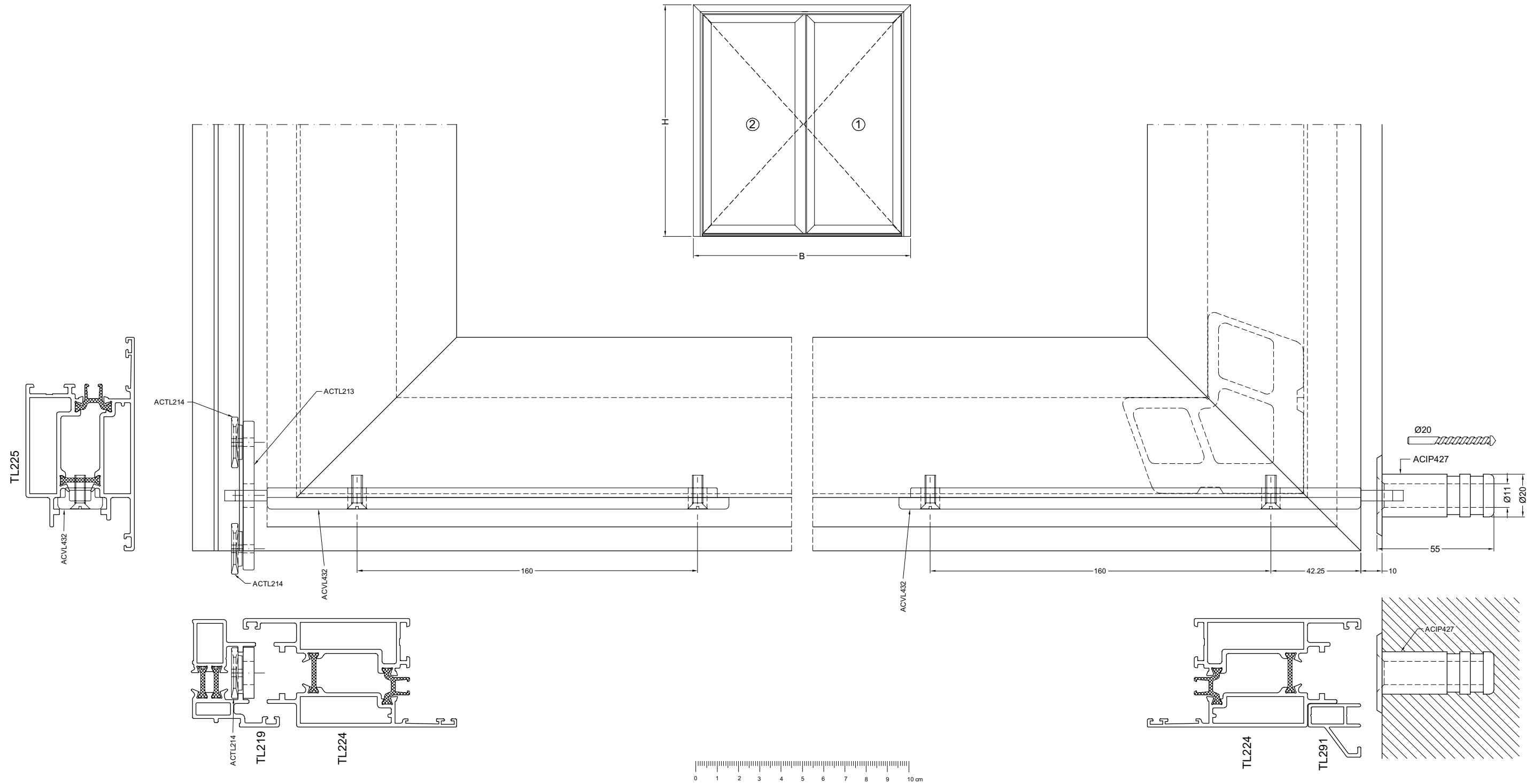
WERKTEKENINGEN - DESSINS DE CONSTRUCTION - KONSTRUKTIONZEICHNUNGEN - CONSTRUCTION DRAWINGS



grendelbuit

MONTAGE ACVL432 IN TL225  
MONTAGE ACVL432 DANS TL225  
MONTAGE ACVL432 IN TL225  
MONTAGE ACVL432 IN TL225

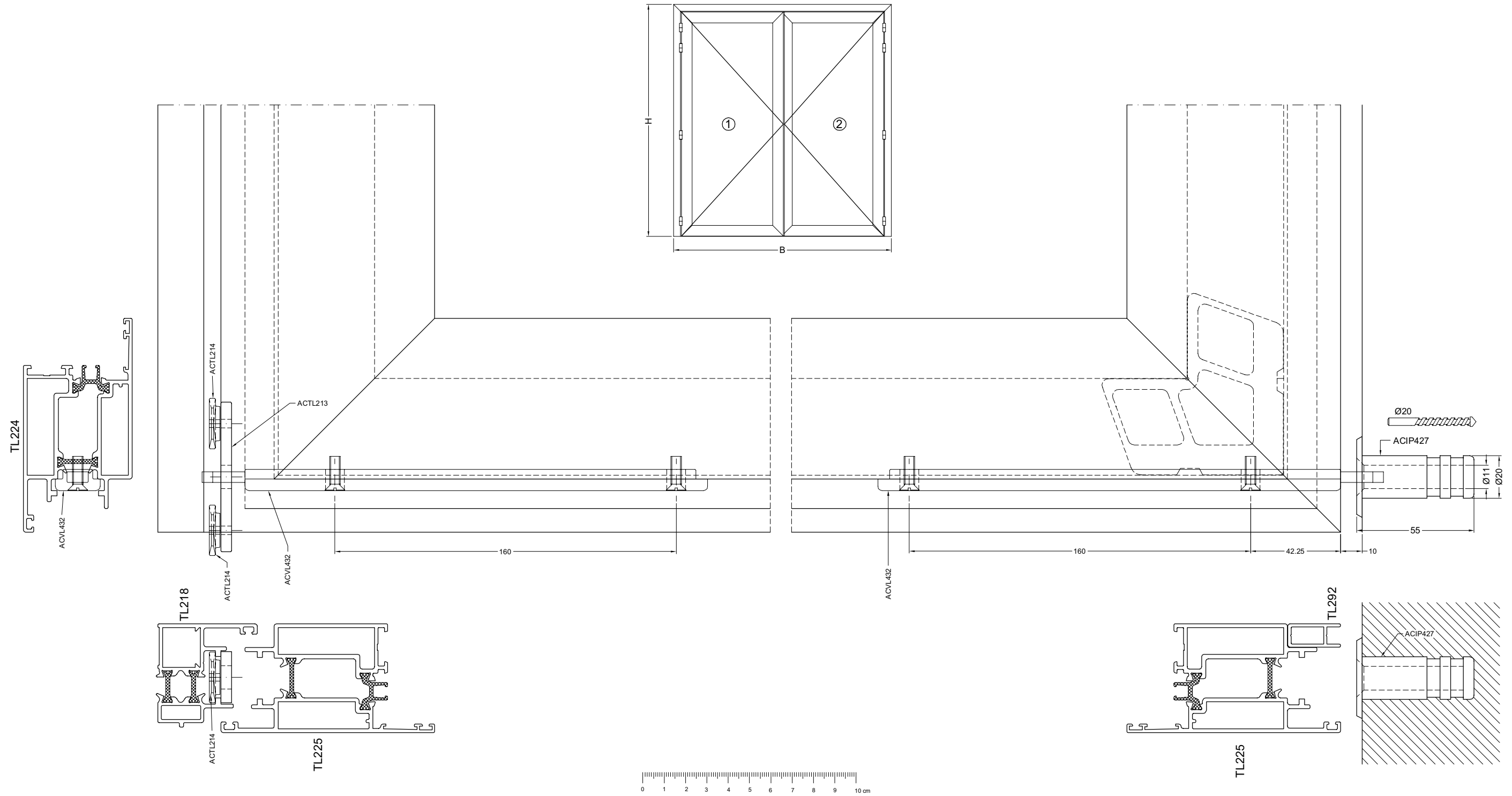
WERKTEKENINGEN - DESSINS DE CONSTRUCTION - KONSTRUKTIONZEICHNUNGEN - CONSTRUCTION DRAWINGS



acvl432bin

MONTAGE ACVL432 IN TL224  
MONTAGE ACVL432 DANS TL224  
MONTAGE ACVL432 IN TL224  
MONTAGE ACVL432 IN TL224

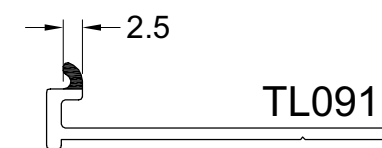
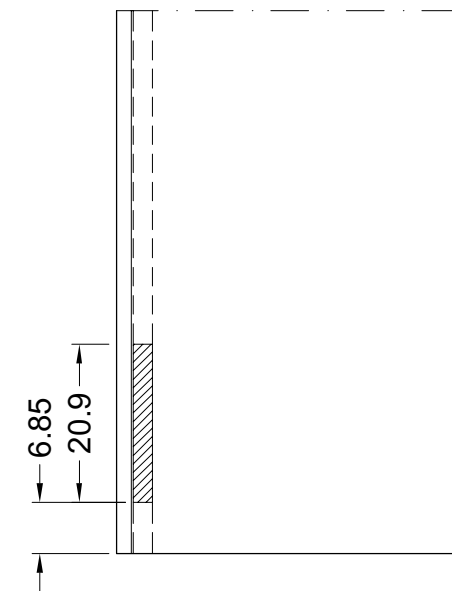
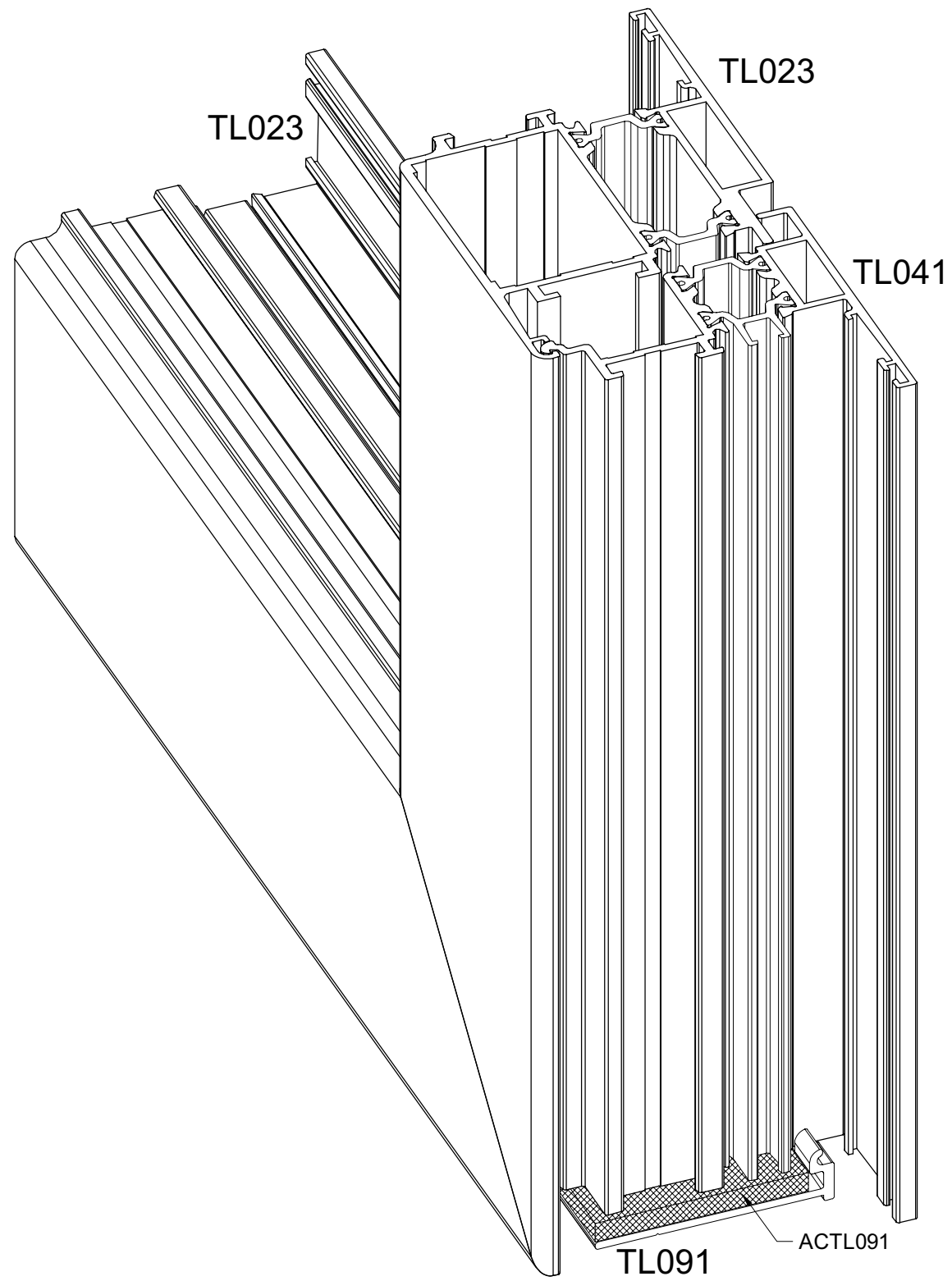
WERKTEKENINGEN - DESSINS DE CONSTRUCTION - KONSTRUKTIONZEICHNUNGEN - CONSTRUCTION DRAWINGS



acvl432buil

BEWERKING TL091  
OPERATION TL091  
OPERATION TL091  
OPERATION TL091

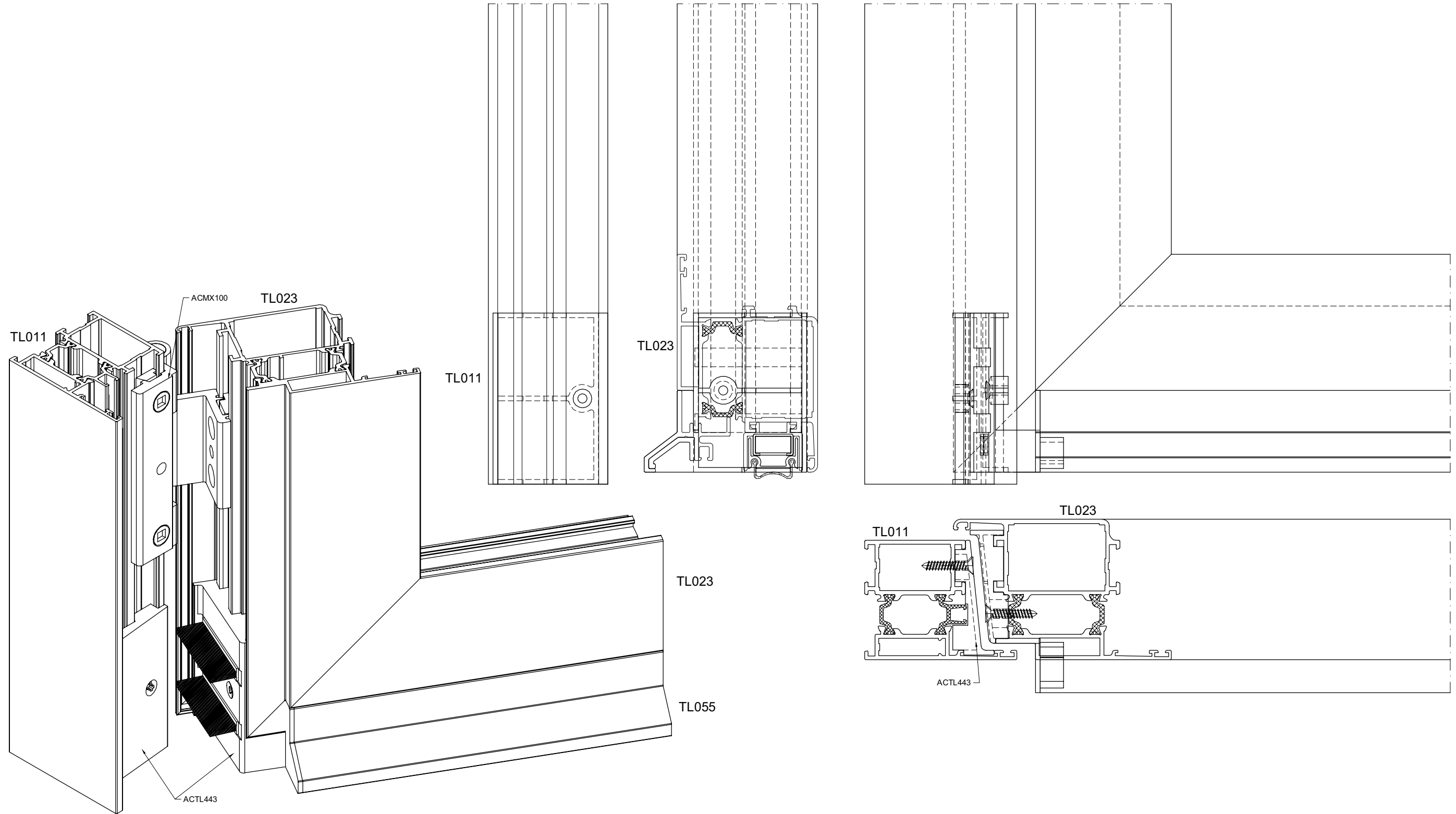
WERKTEKENINGEN - DESSINS DE CONSTRUCTION - KONSTRUKTIONZEICHNUNGEN - CONSTRUCTION DRAWINGS



werkttl090

MONTAGE ACTL443  
MONTAGE ACTL443  
MONTAGE ACTL443  
MONTAGE ACTL443

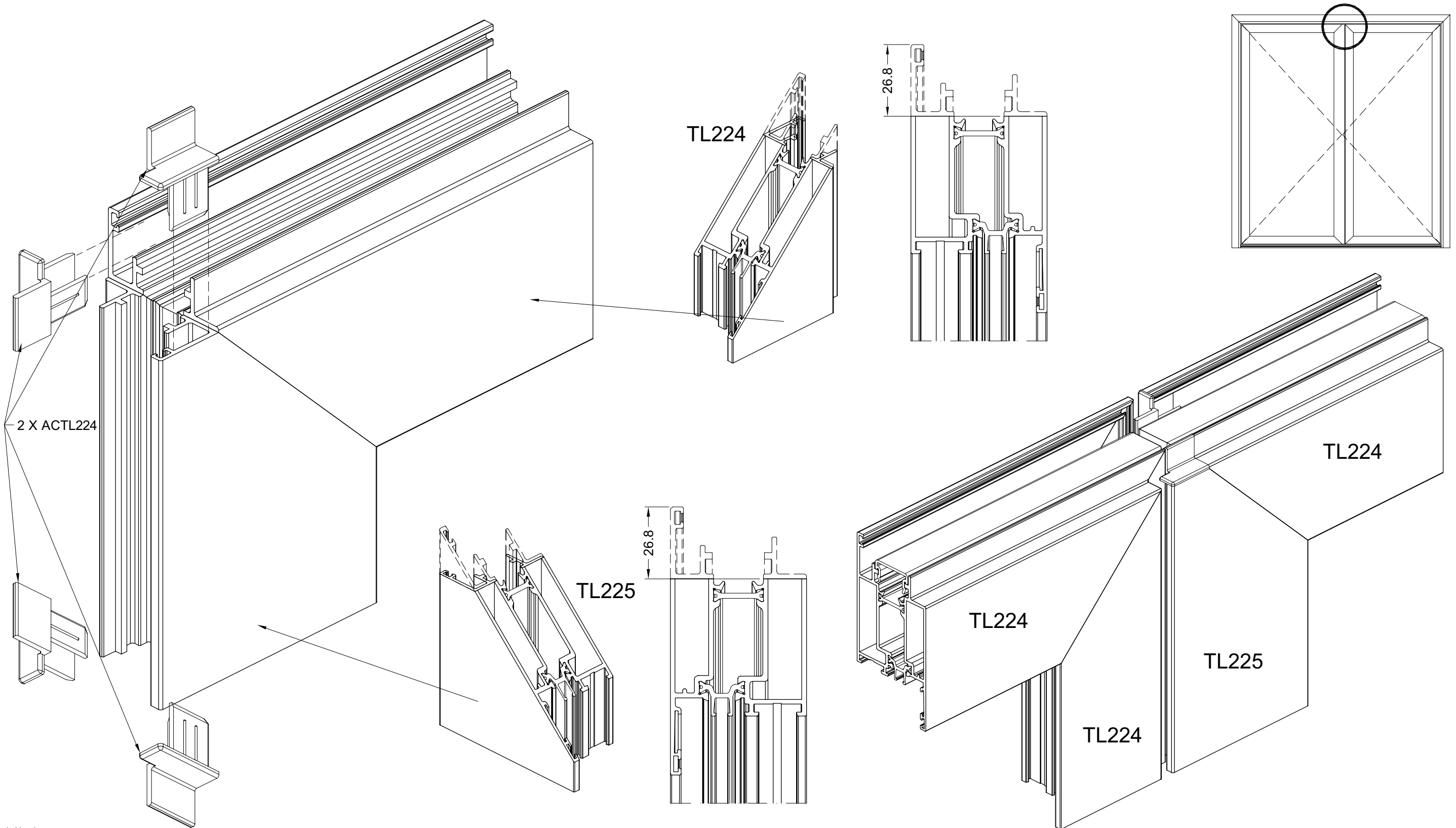
WERKTEKENINGEN - DESSINS DE CONSTRUCTION - KONSTRUKTIONZEICHNUNGEN - CONSTRUCTION DRAWINGS



mac1443

MONTAGE ACTL224  
MONTAGE ACTL224  
MONTAGE ACTL224  
MONTAGE ACTL224

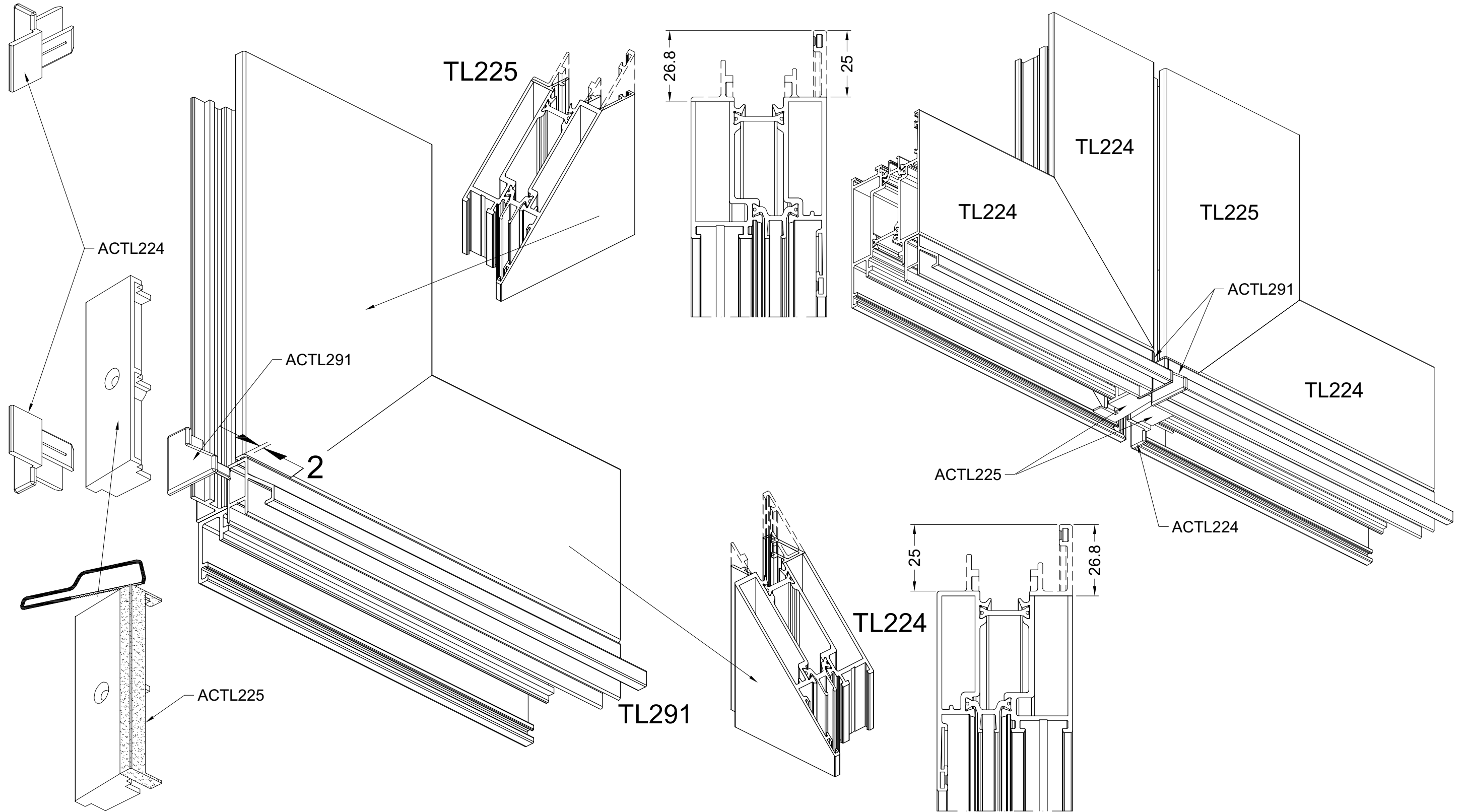
WERKTEKENINGEN - DESSINS DE CONSTRUCTION - KONSTRUKTIONZEICHNUNGEN - CONSTRUCTION DRAWINGS



einddeur1

MONTAGE ACTL225  
MONTAGE ACTL225  
MONTAGE ACTL225  
MONTAGE ACTL225

WERKTEKENINGEN - DESSINS DE CONSTRUCTION - KONSTRUKTIONZEICHNUNGEN - CONSTRUCTION DRAWINGS



einddeur2