


universal

17/9/2007

PROFIELEN
PROFILS
PROFILE
PROFILES



UNa	PROFIELEN _____ P. 7 PROFILS PROFILE PROFILES
UNb	TOEBEHOREN _____ P. 17 ACCESSOIRES ZUBEHORTEILE ACCESSORIES
UNc	DOORSNEDEN _____ P. 21 COUPES SCHNITT SECTIONS
UNd	ZAAGTABELLEN _____ P. 41 TABLES DE SCIAGES ZUSCHNITT-TABELLEN SAWING TABLES
UNe	WERKTEKENINGEN _____ P. 47 DESSINS DE CONSTRUCTION KONSTRUKTIONZEICHNUNGEN CONSTRUCTION DRAWINGS

AFKORTINGEN / ABBREVIATIONS / ABKURZUNGEN / ABBREVIATIONS

BR = BRUT - BRUT - ROH - BRUT

AN = GEANODISEERD - ANODISE - ELOXIERT - ANODISED

AN (■) = GELAKT - LAQUE - LACKIERT - LACQUERED -- RAL9006M

KL = STANDAARDKLEUREN - COULEURS STANDARDS - BASIS FARBEN - BASIC COLORS

GS = SPECIAAL GEMOFFELD - LAQUE SPECIAL - SPECIALFARBE - SPECIAL COLOR

Z = ZWART - NOIR - SCHWARZ - BLACK










W = WIT - BLANC - WEISS - WHITE

De tekeningen die voorgesteld zijn op schaal 1:1, kunnen kleine maatafwijkingen vertonen, te wijten aan de reproductietechniek van deze catalogoog.

Les dessins représentés à l'échelle 1 peuvent avoir de légères variations dimensionnelles dues aux techniques de reproduction de ce catalogue.

Die Zeichnungen im Maßstab 1:1 können aus technischen Reproduktionsgründen leichte Messungsschwankungen darstellen.

The drawings represented on a scale 1 basis may have light dimensional variations due to the reproduction of the manual.



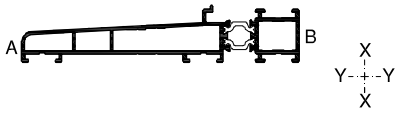




NUMMER NUMERO NUMBER	AFBEELDING IMAGE BILD PICTURE	BLAD PAGE SEITE PAGE	OMTREK PERIM. UMRIB PERIM. mm	MECH. MEC. MECH. MEC. mm	lxx cm4	lyy cm4	LENGTE LONG. LANGE LENGTH	VERP. PER EMB. PAR PACK PR.	BR	AN	KL	GS	M1
UN029		7	81.6	-	-	-	6.5	6	X				
UN030		7	120.2	54.8	-	-	6.5	6	X	X	X	X	
UN031		7	184.5	70.2	-	-	6.5	6	X	X	X	X	
UN072		12	35.7	16	-	-	6.5	6	X	X	X	X	
UN076	 PVC	14	-	-	-	-	6.5	-	X	-	-	-	
UN080		8	286.9	109	-	-	6.5	6	X	X	X	X	
UN081		8	241.9	111.1	-	-	6.5	6	X	X	X	X	
UN090		12	156	58.1	-	-	6.5	6	X	X	X	X	
UN091	 ACDV201	12	66.3	-	-	-	6		X				

BR = BRUT - BRUT - ROH - BRUT
AN = ANODISATIE - ANODISE - ELOXIERT - ANODISED
KL = STANDAARDKLEUREN - COULEUR STANDARD - BASIS FARBEN - BASIC COLORS
GS = GEMOFFELD SPECIAAL - LAQUE SPECIAL - SPECIALFARBE - SPECIAL COLOR
M1 = BICOLOR - BICOLOR - BICOLOR - BICOLOR

A = BUITEN - EXTERIEUR - AUSSEN - OUTSIDE
B = BINNEN - INTERIEUR - INNEN - INSIDE

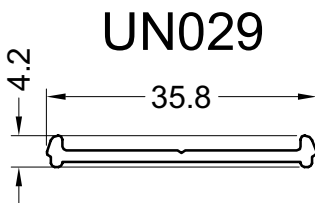
NUMMER NUMERO NUMBER	AFBEELDING IMAGE BILD PICTURE	BLAD PAGE SEITE PAGE	OMTREK PERIM. UMRIB. PERIM. mm	MECH. MEC. MECH. MEC. mm	lxx cm4	lyy cm4	LENGTE LONG. LANGE LENGTH	VERP. PER EMB. PAR PACK PR.	BR	AN	KL	GS	M1
UN101		13	377.5	153	-	-	6.5	2	X	X	X	X	
UN102		13	333	147	-	-	6.5	2	X	X	X	X	
UN103		13	236	101	-	-	6.5	2	X	X	X	X	
UN180		14	132.8	71	-	-	6.5	6	X	X	X	X	
UN181		14	221.9	106.9	-	-	6.5		X	X	X	X	
UN200		9	299.3	89.3	-	-	6.5	2	X	X	X	X	
UN202		10	359.3	119.3	-	-	6.5	2	X	X	X	X	
UN206		11	439.3	159.3	-	-	6.5	2	X	X	X	X	
UN250		9	240	71.8	-	-	6.5	2	X	X	X	X	

BR = BRUT - BRUT - ROH - BRUT
AN = ANODISATIE - ANODISE - ELOXIERT - ANODISED
KL = STANDAARDKLEUREN - COULEUR STANDARD - BASIS FARBEN - BASIC COLORS
GS = GEMOFFELD SPECIAAL - LAQUE SPECIAL - SPECIALFARBE - SPECIAL COLOR
M1 = BICOLOR - BICOLOR - BICOLOR - BICOLOR

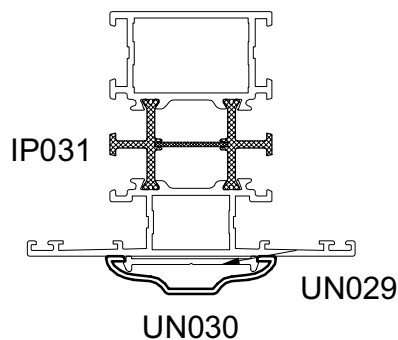
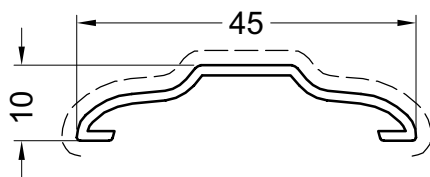
NUMMER NUMERO NUMBER	AFBEELDING IMAGE BILD PICTURE	BLAD PAGE SEITE PAGE	OMTREK PERIM. UMRIB PERIM. mm	MECH. MEC. MECH. MEC. mm	Ixx cm4	Iyy cm4	LENGTE LONG. LANGE LENGTH	VERP. PER EMB. PAR PACK PR.	BR	AN	KL	GS	M1
UN252		10	281	91.2	-	-	6.5	2	X	X	X	X	
UN256		11	362	131.6	-	-	6.5	2	X	X	X	X	
UN262		15	491.1	157.3	141.90 17.81	3.92 2.21	6.5		X	X	X	X	X
UN272		12	120	48.2	-	-	6.5	6	X	X	X	X	
UN274		12	236.6	84.6	-	-	6.5	2	X	X	X	X	
UN280		14	245	115	-	-	6.5	2	X	X	X	X	
UN281		14	304.8	144.9	-	-	6.5	2	X	X	X	X	

BR = BRUT - BRUT - ROH - BRUT
AN = ANODISATIE - ANODISE - ELOXIERT - ANODISED
KL = STANDAARDKLEUREN - COULEUR STANDARD - BASIS FARBEN - BASIC COLORS
GS = GEMOFFELD SPECIAAL - LAQUE SPECIAL - SPECIALFARBE - SPECIAL COLOR
M1 = BICOLOR - BICOLOR - BICOLOR - BICOLOR

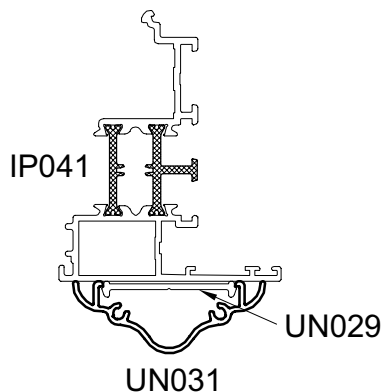
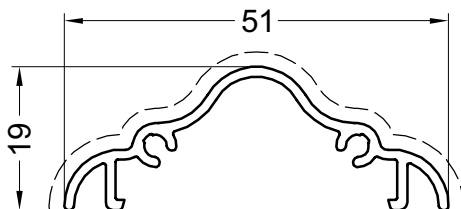
A = BUITEN - EXTERIEUR - AUSSEN - OUTSIDE
B = BINNEN - INTERIEUR - INNEN - INSIDE



UN030



UN031



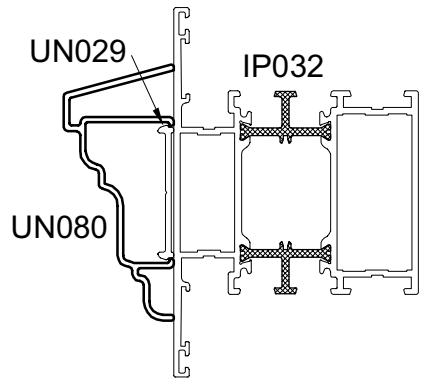
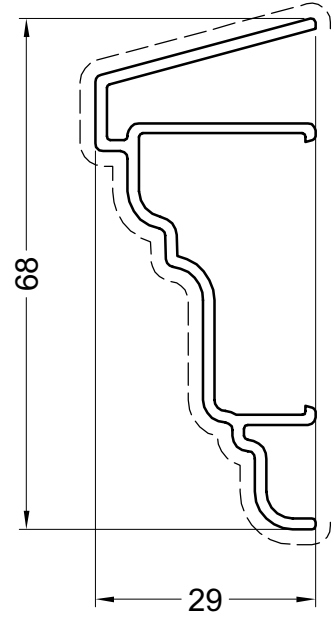
blad05

Primaire zichtbare zijde
Face visible primaire
Primär sichtbare Seite
Primary visible side

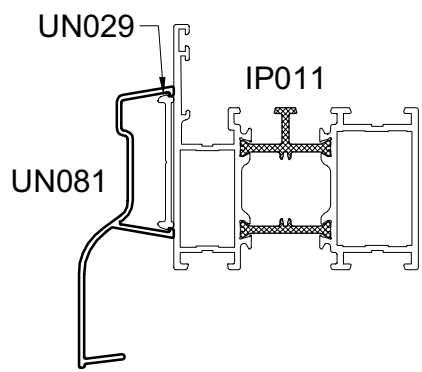
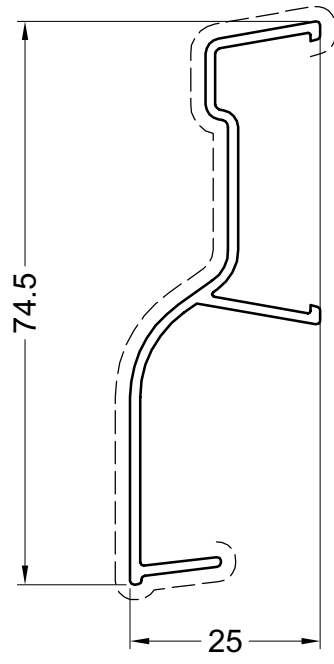
Secundaire zichtbare zijde
Face visible secondaire
Secondär sichtbare Seite
Secondary visible side

16/8/07

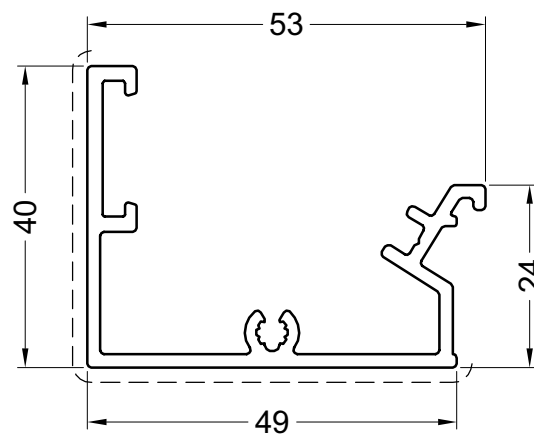
UN080



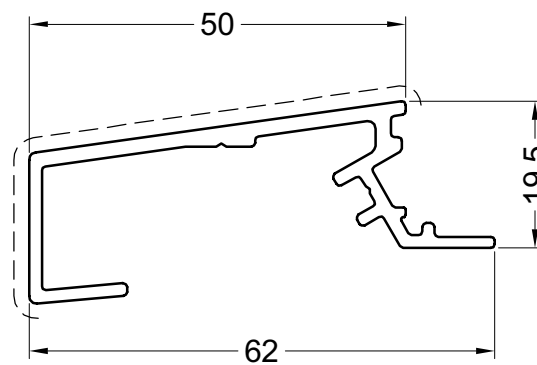
UN081



UN200



UN250

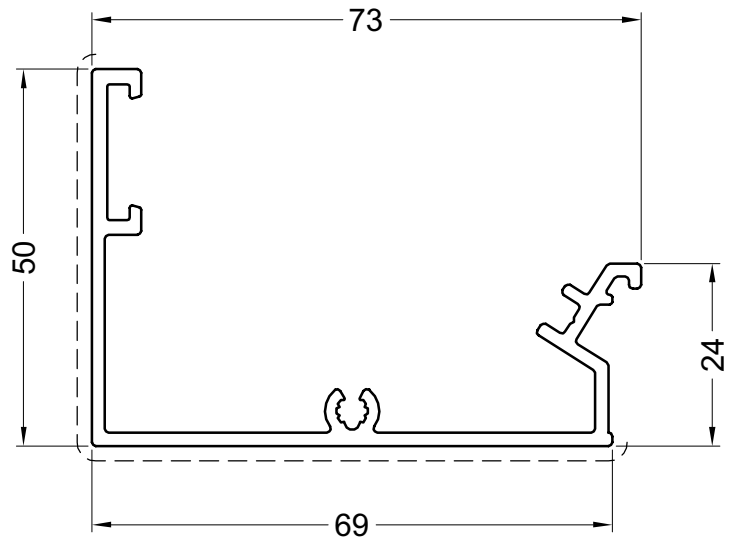


blad01

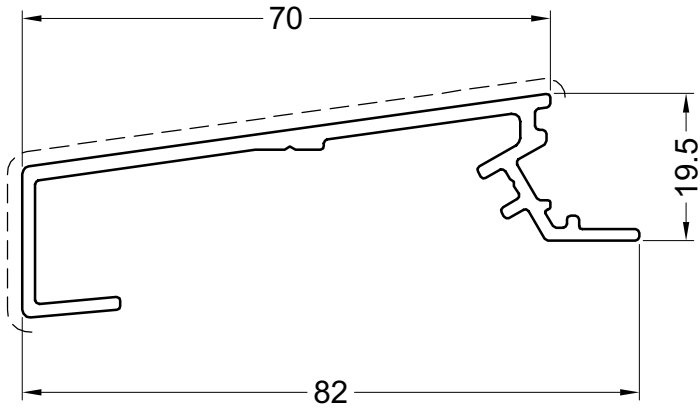
Primaire zichtbare zijde
Face visible primaire
Primär sichtbare Seite
Primary visible side

Secundaire zichtbare zijde
Face visible secondaire
Secondär sichtbare Seite
Secondary visible side

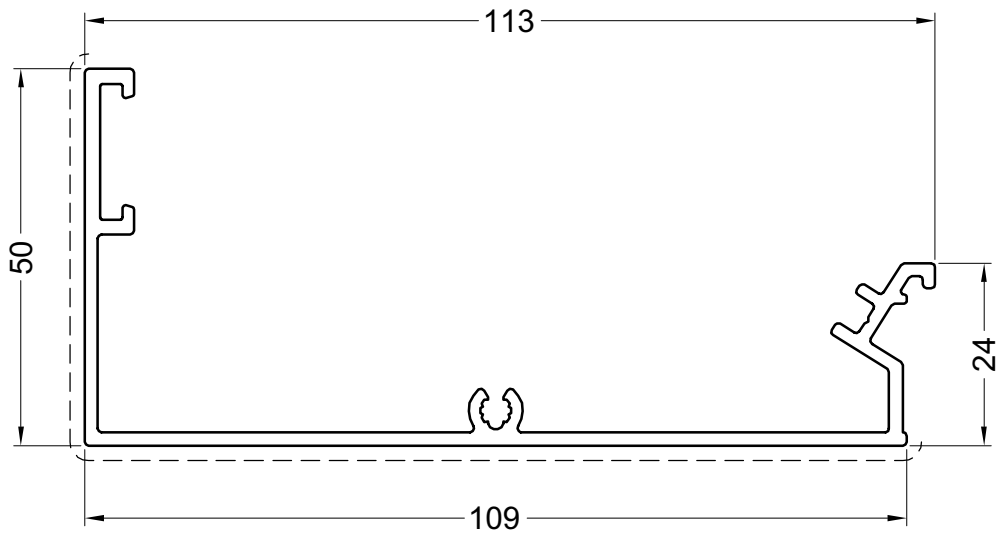
UN202



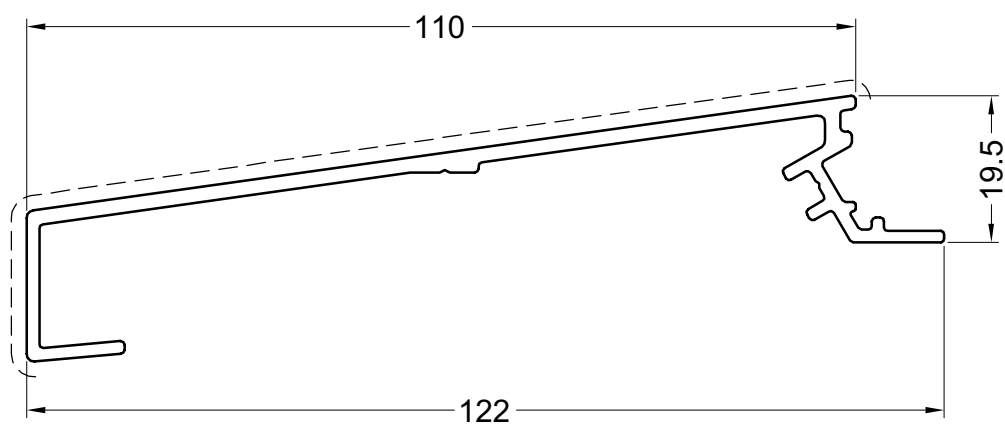
UN252



UN206



UN256



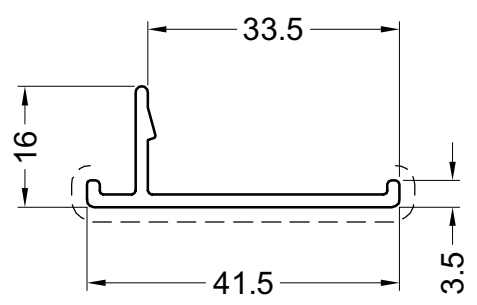
blad03

Primaire zichtbare zijde
Face visible primaire
Primär sichtbare Seite
Primary visible side

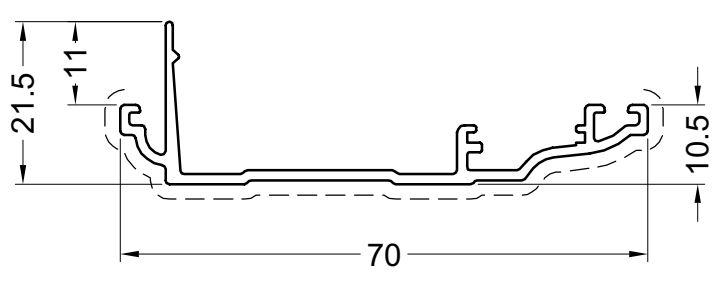
Secundaire zichtbare zijde
Face visible secondaire
Secondär sichtbare Seite
Secondary visible side

16/8/07

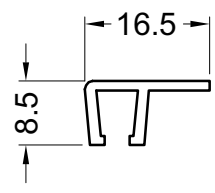
UN272



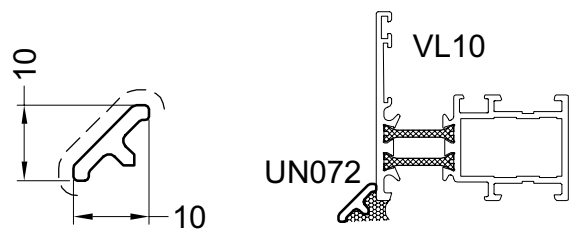
UN274



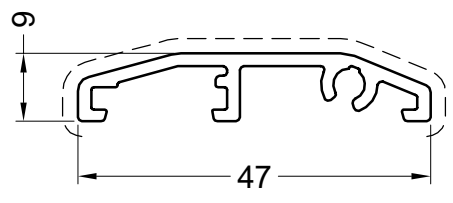
UN091



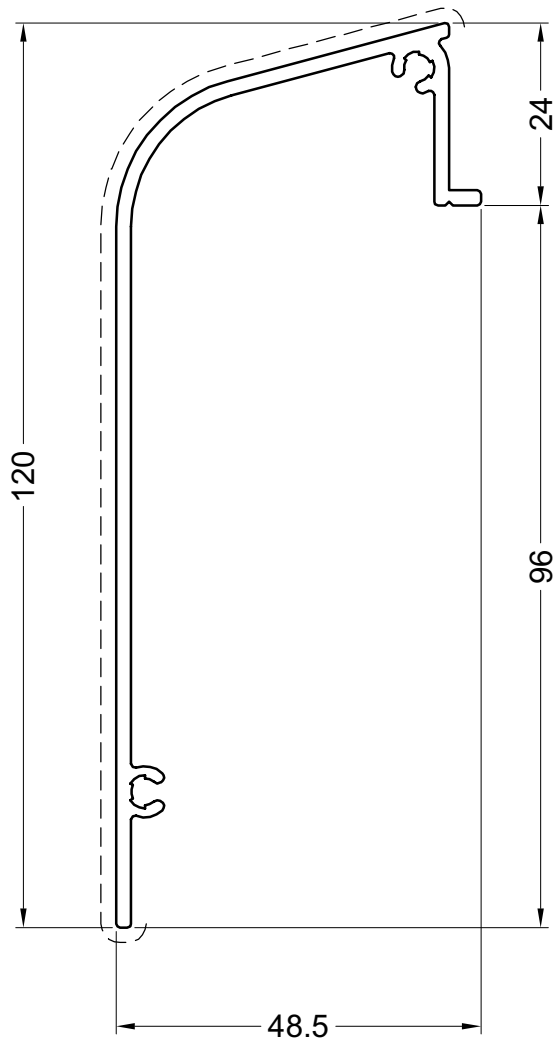
UN072



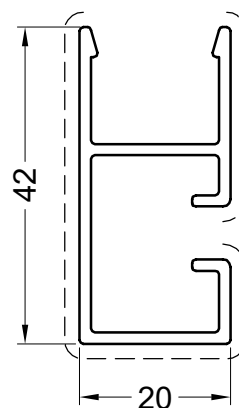
UN090



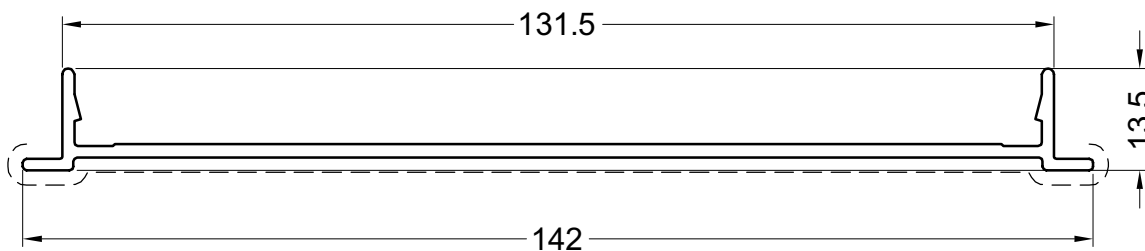
UN101



UN103



UN102

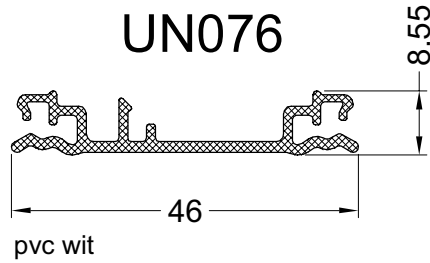


blad07

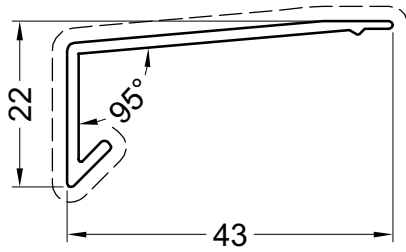
Primaire zichtbare zijde
Face visible primaire
Primär sichtbare Seite
Primary visible side

Secundaire zichtbare zijde
Face visible secondaire
Secondär sichtbare Seite
Secondary visible side

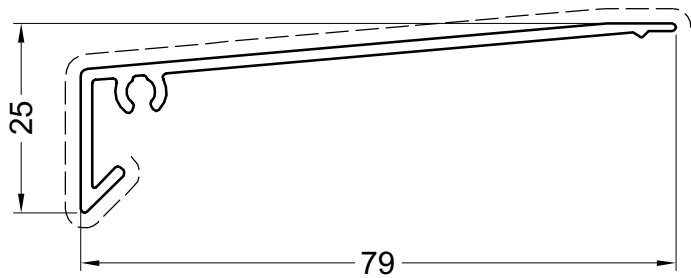
UN076



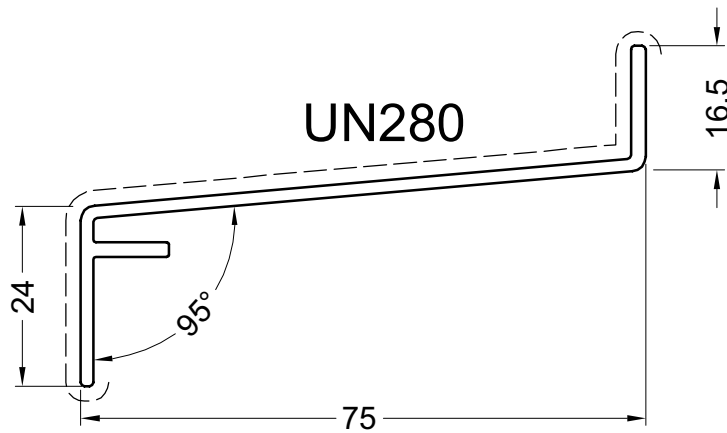
UN180



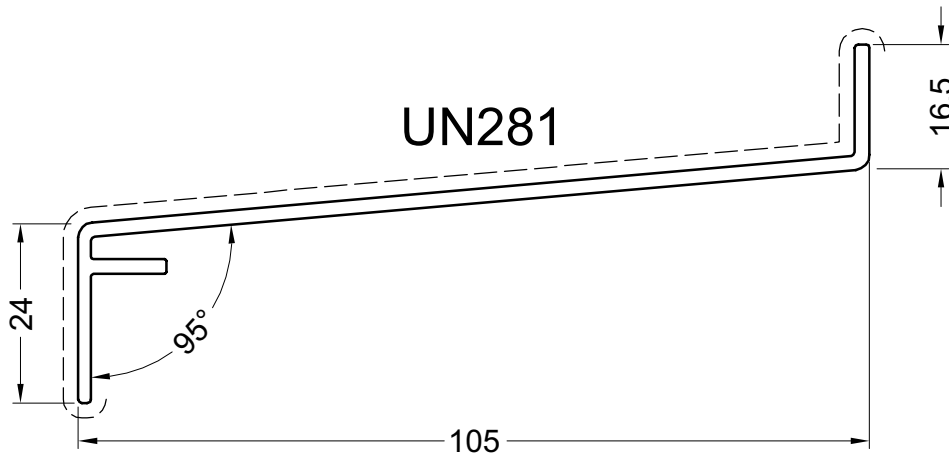
UN181



UN280



UN281

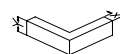







blad08

 Primaire zichtbare zijde
 Face visible primaire
 Primär sichtbare Seite
 Primary visible side

 Secundaire zichtbare zijde
 Face visible secondaire
 Secundär sichtbare Seite
 Secondary visible side

	Verp. per Emb. par Pack pr.	Einheid Unité Einheit Unit	Toepassing Application Anwendung Application	Kleur Couleur Farbe Color												
 <p>ACUN020 -Klembaar verstekhoekje -Equerre avec fonction de serrage -Eckverbindung mit sperrfunktion -Alignment corner with locking function</p> <p> ACVG66</p>	10	Stuk Pièce Stück Piece	VL IP DV TL DR LX VG	<table border="1"> <tr><td>BR</td><td></td></tr> <tr><td>AN</td><td></td></tr> <tr><td>KL</td><td></td></tr> <tr><td>GS</td><td></td></tr> <tr><td>Z</td><td></td></tr> <tr><td>W</td><td></td></tr> </table>	BR		AN		KL		GS		Z		W	
BR																
AN																
KL																
GS																
Z																
W																
 <p>ACUN030 -Eindstuk -Pièce latérale -Abdichtung -Sealing</p>	1	Stuk Pièce Stück Piece	UN030	<table border="1"> <tr><td>BR</td><td></td></tr> <tr><td>AN</td><td></td></tr> <tr><td>KL</td><td></td></tr> <tr><td>GS</td><td></td></tr> <tr><td>Z</td><td>X</td></tr> <tr><td>W</td><td>X</td></tr> </table>	BR		AN		KL		GS		Z	X	W	X
BR																
AN																
KL																
GS																
Z	X															
W	X															
 <p>ACUN031 -Eindstuk -Pièce latérale -Abdichtung -Sealing</p>	1	Stuk Pièce Stück Piece	UN031	<table border="1"> <tr><td>BR</td><td></td></tr> <tr><td>AN</td><td></td></tr> <tr><td>KL</td><td></td></tr> <tr><td>GS</td><td></td></tr> <tr><td>Z</td><td>X</td></tr> <tr><td>W</td><td>X</td></tr> </table>	BR		AN		KL		GS		Z	X	W	X
BR																
AN																
KL																
GS																
Z	X															
W	X															
 <p>ACUN040 -Verdoken scharnier -Charnière invisible -Unsichtbar Scharnier -Invisible hinge</p>	1	Stuk Pièce Stück Piece		<table border="1"> <tr><td>BR</td><td></td></tr> <tr><td>AN</td><td></td></tr> <tr><td>KL</td><td></td></tr> <tr><td>GS</td><td></td></tr> <tr><td>Z</td><td></td></tr> <tr><td>W</td><td></td></tr> </table>	BR		AN		KL		GS		Z		W	
BR																
AN																
KL																
GS																
Z																
W																
 <p>ACUN042 -Bijkomend sluitpunt -Point de verrouillage supplémentaire -Mittelverschlüss -Adjusting lock plate</p>	1	Stuk Pièce Stück Piece		<table border="1"> <tr><td>BR</td><td></td></tr> <tr><td>AN</td><td></td></tr> <tr><td>KL</td><td></td></tr> <tr><td>GS</td><td></td></tr> <tr><td>Z</td><td></td></tr> <tr><td>W</td><td></td></tr> </table>	BR		AN		KL		GS		Z		W	
BR																
AN																
KL																
GS																
Z																
W																



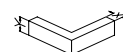
		Verp. per Emb. par Pack pr. Pack pr.	Eenheid Unité Einheit Unit	Toepassing Application Anwendung Application	Kleur Couleur Farbe Color												
	ACUN050 -Kozijnafwateringspijpje -Pipette de drainage -Entwasserungsrohr -Draining tube	1000	Stuk Pièce Stück Pièce		<table border="1"> <tr><td>BR</td><td></td></tr> <tr><td>AN</td><td></td></tr> <tr><td>KL</td><td></td></tr> <tr><td>GS</td><td></td></tr> <tr><td>Z</td><td></td></tr> <tr><td>W</td><td></td></tr> </table>	BR		AN		KL		GS		Z		W	
BR																	
AN																	
KL																	
GS																	
Z																	
W																	
	ACUN060 -Afgerond alu glaslathoekje -Angle pour parclose arrondi en aluminium -Aufgerundete bördelnde glasecke in alu. -Aluminium rounded glass beading corner	20	Stuk Pièce Stück Pièce	VL161 VL163 VL164 VL166 VL66 IP066	<table border="1"> <tr><td>BR</td><td>X</td></tr> <tr><td>AN</td><td></td></tr> <tr><td>KL</td><td></td></tr> <tr><td>GS</td><td>X</td></tr> <tr><td>Z</td><td></td></tr> <tr><td>W</td><td>X</td></tr> </table>	BR	X	AN		KL		GS	X	Z		W	X
BR	X																
AN																	
KL																	
GS	X																
Z																	
W	X																
	ACUN101 -Eindplaat voor UN101 -Plaque pour UN101 -Endstück für UN101 -End plate for UN101	1	Stuk Pièce Stück Pièce	UN101	<table border="1"> <tr><td>BR</td><td>X</td></tr> <tr><td>AN</td><td>X</td></tr> <tr><td>KL</td><td>X</td></tr> <tr><td>GS</td><td>X</td></tr> <tr><td>Z</td><td></td></tr> <tr><td>W</td><td></td></tr> </table>	BR	X	AN	X	KL	X	GS	X	Z		W	
BR	X																
AN	X																
KL	X																
GS	X																
Z																	
W																	
	ACUN120 -Zelfklevend styrofoampaneel -Panneau styrofoam autocollant -Styrofoamplatte selbstklebend -Self adhesive styrofoampanel	1	Stuk Pièce Stück Pièce		<table border="1"> <tr><td>BR</td><td></td></tr> <tr><td>AN</td><td></td></tr> <tr><td>KL</td><td></td></tr> <tr><td>GS</td><td></td></tr> <tr><td>Z</td><td></td></tr> <tr><td>W</td><td></td></tr> </table>	BR		AN		KL		GS		Z		W	
BR																	
AN																	
KL																	
GS																	
Z																	
W																	
	ACUN201 -Afstandhouder 11mm -Entretoise 11mm -Distanshalter 11mm -Distance keeper 11mm	1	Stuk Pièce Stück Pièce		<table border="1"> <tr><td>BR</td><td></td></tr> <tr><td>AN</td><td></td></tr> <tr><td>KL</td><td></td></tr> <tr><td>GS</td><td></td></tr> <tr><td>Z</td><td></td></tr> <tr><td>W</td><td></td></tr> </table>	BR		AN		KL		GS		Z		W	
BR																	
AN																	
KL																	
GS																	
Z																	
W																	


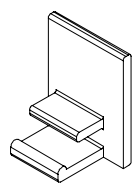
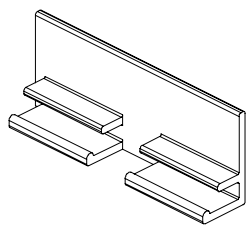


BR = BRUT - BRUT - ROH - BRUT
AN (X) = ANODISATIE - ANODISE - ELOXIERT - ANODISED
AN (■) = GELAKT - LAQUE - LACKIERT - LACQUERED -- RAL9006M
KL = STANDAARDKLEUREN - COULEUR STANDARD - BASIS FARBEN - BASIC COLORS
GS = GEMOFFELD SPECIAAL - LAQUE SPECIAL - SPECIALFARBE - SPECIAL COLOR
Z = ZWART - NOIR - SCHWARZ - BLACK
W = WIT - BLANC - WEISS - WHITE



GEREEDSCHAP - OUTILLAGE
WERKZEUG - TOOL

BEVESTIGING - FIXATION
BEFESTIGUNG - FIXATION



		Verp. per Emb. par Pack pr.	Einheid Unité Einheit Unit	Toepassing Application Anwendung Application	Kleur Couleur Farbe Color												
	ACUN202 -Afstandhouder 11mm -Entretoise 11mm -Distanshalter 11mm -Distance keeper 11mm	1	Stuk Pièce Stück Piece		<table border="1"> <tr><td>BR</td><td></td></tr> <tr><td>AN</td><td></td></tr> <tr><td>KL</td><td></td></tr> <tr><td>GS</td><td></td></tr> <tr><td>Z</td><td></td></tr> <tr><td>W</td><td></td></tr> </table>	BR		AN		KL		GS		Z		W	
BR																	
AN																	
KL																	
GS																	
Z																	
W																	
 L	ACUN260 L/R -Eindplaat voor UN262 -Plaque pour UN262 -Endstück für UN262 -End piece for UN262	1	Stuk Pièce Stück Piece	UN262	<table border="1"> <tr><td>BR</td><td>X</td></tr> <tr><td>AN</td><td>X</td></tr> <tr><td>KL</td><td>X</td></tr> <tr><td>GS</td><td>X</td></tr> <tr><td>Z</td><td>X</td></tr> <tr><td>W</td><td>X</td></tr> </table>	BR	X	AN	X	KL	X	GS	X	Z	X	W	X
BR	X																
AN	X																
KL	X																
GS	X																
Z	X																
W	X																
 L	ACUN262 L/R -Eindplaat voor UN262 -Plaque pour UN262 -Endstück für UN262 -End piece for UN262	1	Stuk Pièce Stück Piece	UN262	<table border="1"> <tr><td>BR</td><td>X</td></tr> <tr><td>AN</td><td>X</td></tr> <tr><td>KL</td><td>X</td></tr> <tr><td>GS</td><td>X</td></tr> <tr><td>Z</td><td>X</td></tr> <tr><td>W</td><td>X</td></tr> </table>	BR	X	AN	X	KL	X	GS	X	Z	X	W	X
BR	X																
AN	X																
KL	X																
GS	X																
Z	X																
W	X																
	ACUN400 -Scharnier -Paumelle -Türband -Hinge	1	Stuk Pièce Stück Piece	IP114 + IP025 IP115 + IP024	<table border="1"> <tr><td>BR</td><td></td></tr> <tr><td>AN</td><td>X</td></tr> <tr><td>KL</td><td>X</td></tr> <tr><td>GS</td><td>X</td></tr> <tr><td>Z</td><td></td></tr> <tr><td>W</td><td></td></tr> </table>	BR		AN	X	KL	X	GS	X	Z		W	
BR																	
AN	X																
KL	X																
GS	X																
Z																	
W																	
	ACUN402 -Deurscharnier 70.5mm -Paumelle de porte 70.5mm -Türband 70.5mm -Door hinge 70.5mm	1	Stuk Pièce Stück Piece	IP014 + IP025 IP015 + IP024	<table border="1"> <tr><td>BR</td><td></td></tr> <tr><td>AN</td><td>X</td></tr> <tr><td>KL</td><td>X</td></tr> <tr><td>GS</td><td>X</td></tr> <tr><td>Z</td><td></td></tr> <tr><td>W</td><td></td></tr> </table>	BR		AN	X	KL	X	GS	X	Z		W	
BR																	
AN	X																
KL	X																
GS	X																
Z																	
W																	

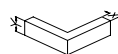
BR = BRUT - BRUT - ROH - BRUT
 AN (X) = ANODISATIE - ANODISE - ELOXIERT - ANODISED
 AN (■) = GELAKT - LAQUE - LACKIERT - LACQUERED -- RAL9006M
 KL = STANDAARDKLEUREN - COULEUR STANDARD - BASIS FARBEN - BASIC COLORS
 GS = GEMOFFELD SPECIAAL - LAQUE SPECIAL - SPECIALFARBE - SPECIAL COLOR
 Z = ZWART - NOIR - SCHWARZ - BLACK
 W = WIT - BLANC - WEISS - WHITE






GEREEDSCHAP - OUTILLAGE
WERKZEUG - TOOL





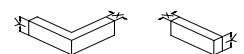
BEVESTIGING - FIXATION
BEFESTIGUNG - FIXATION

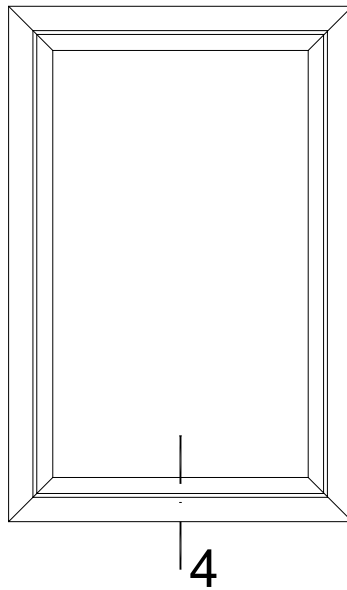
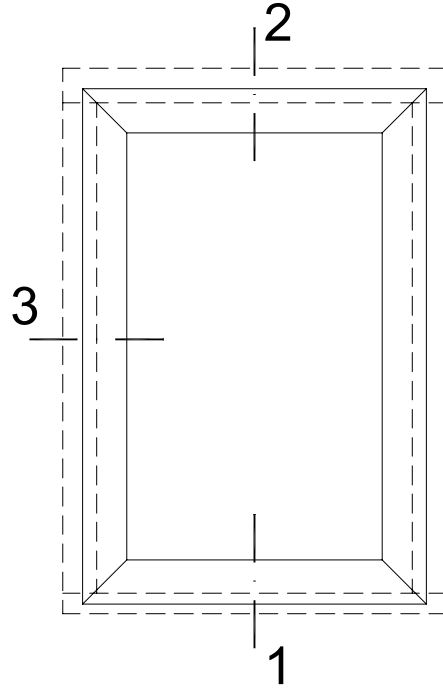


		Verp. per Emb. par Pack pr. Pack pr.	Eenheid Unité Einheit Unit	Toepassing Application Anwendung Application	Kleur Couleur Farbe Color												
	ACUN410 -Boormal -Gabarit de perçage -Bohrschablone -Drilling jig	1	Stuk Pièce Stück Piece	ACUN400	<table border="1"> <tr><td>BR</td><td></td></tr> <tr><td>AN</td><td></td></tr> <tr><td>KL</td><td></td></tr> <tr><td>GS</td><td></td></tr> <tr><td>Z</td><td></td></tr> <tr><td>W</td><td></td></tr> </table>	BR		AN		KL		GS		Z		W	
BR																	
AN																	
KL																	
GS																	
Z																	
W																	
	ACUN412 -Boormal -Gabarit de perçage -Bohrschablone -Drilling jig	1	Stuk Pièce Stück Piece	ACUN402	<table border="1"> <tr><td>BR</td><td></td></tr> <tr><td>AN</td><td></td></tr> <tr><td>KL</td><td></td></tr> <tr><td>GS</td><td></td></tr> <tr><td>Z</td><td></td></tr> <tr><td>W</td><td></td></tr> </table>	BR		AN		KL		GS		Z		W	
BR																	
AN																	
KL																	
GS																	
Z																	
W																	
	ACVL058 -Klemstuk -Clips -Befestigungsklotz -Clip	1	Stuk Pièce Stück Piece	VL70 UN103	<table border="1"> <tr><td>BR</td><td></td></tr> <tr><td>AN</td><td></td></tr> <tr><td>KL</td><td></td></tr> <tr><td>GS</td><td></td></tr> <tr><td>Z</td><td></td></tr> <tr><td>W</td><td></td></tr> </table>	BR		AN		KL		GS		Z		W	
BR																	
AN																	
KL																	
GS																	
Z																	
W																	

BR = BRUT - BRUT - ROH - BRUT
 AN (X) = ANODISATIE - ANODISE - ELOXIERT - ANODISED
 AN (■) = GELAKT - LAQUE - LACKIERT - LACQUERED -- RAL9006M
 KL = STANDAARDKLEUREN - COULEUR STANDARD - BASIS FARBEN - BASIC COLORS
 GS = GEMOFFELD SPECIAAL - LAQUE SPECIAL - SPECIALFARBE - SPECIAL COLOR
 Z = ZWART - NOIR - SCHWARZ - BLACK
 W = WIT - BLANC - WEISS - WHITE

 GEREEDSCHAP - OUTILLAGE
 WERKZEUG - TOOL
 BEVESTIGING - FIXATION
 BEFESTIGUNG - FIXATION

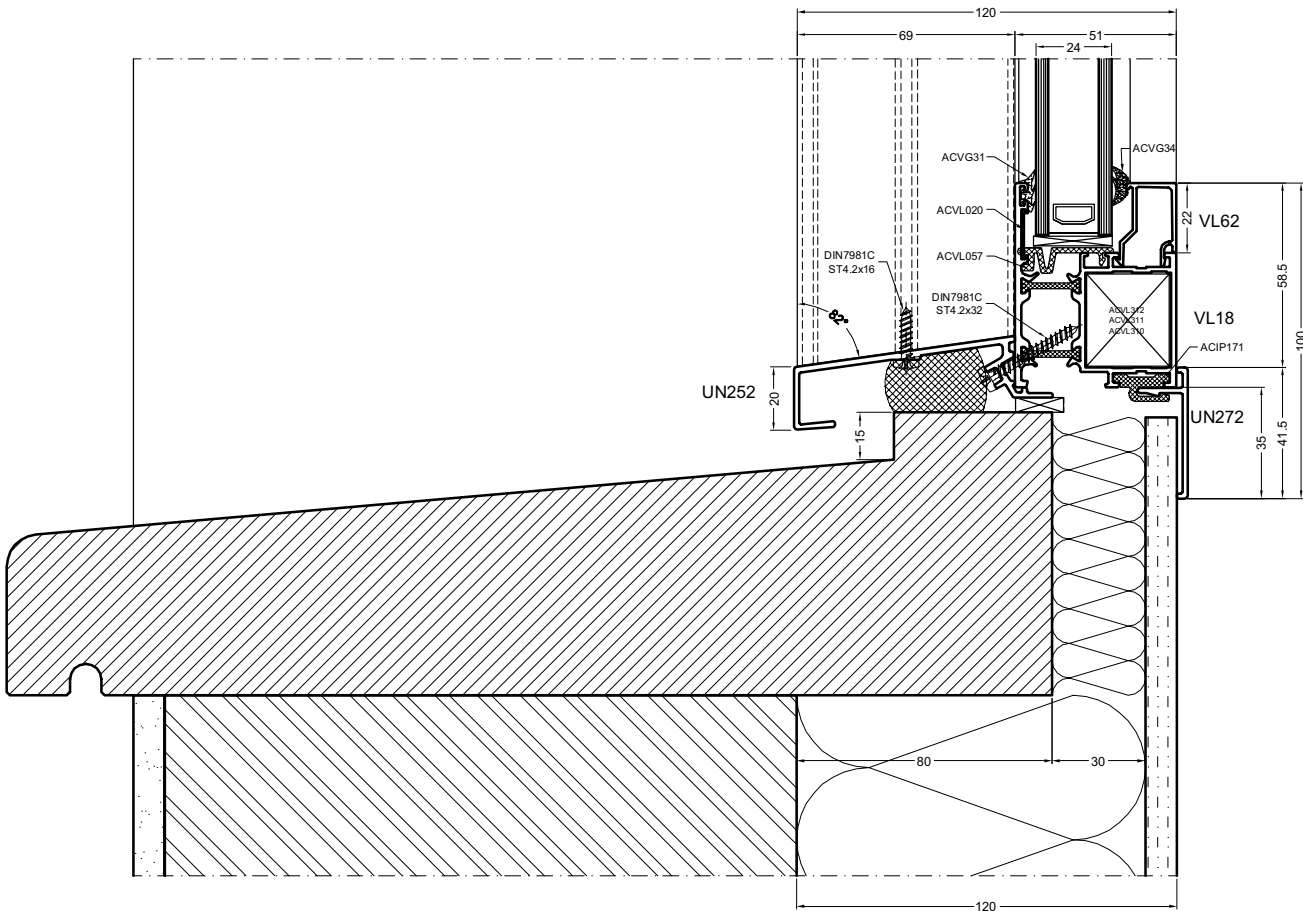
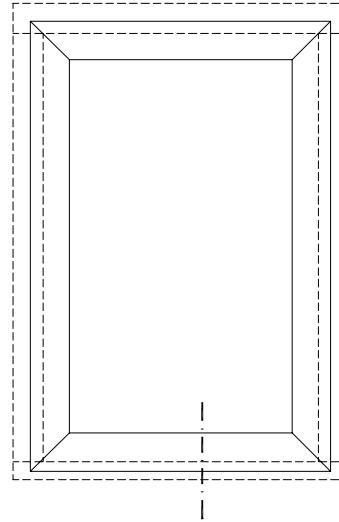
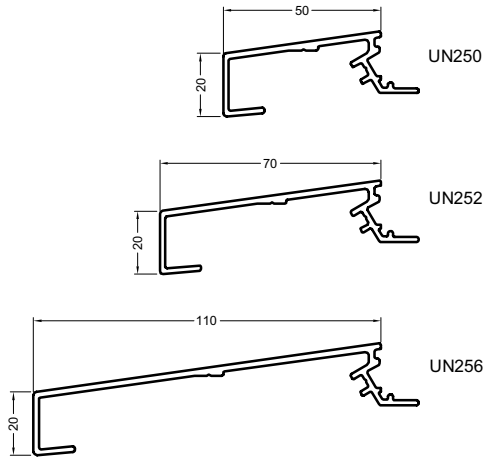




doortyp

1A

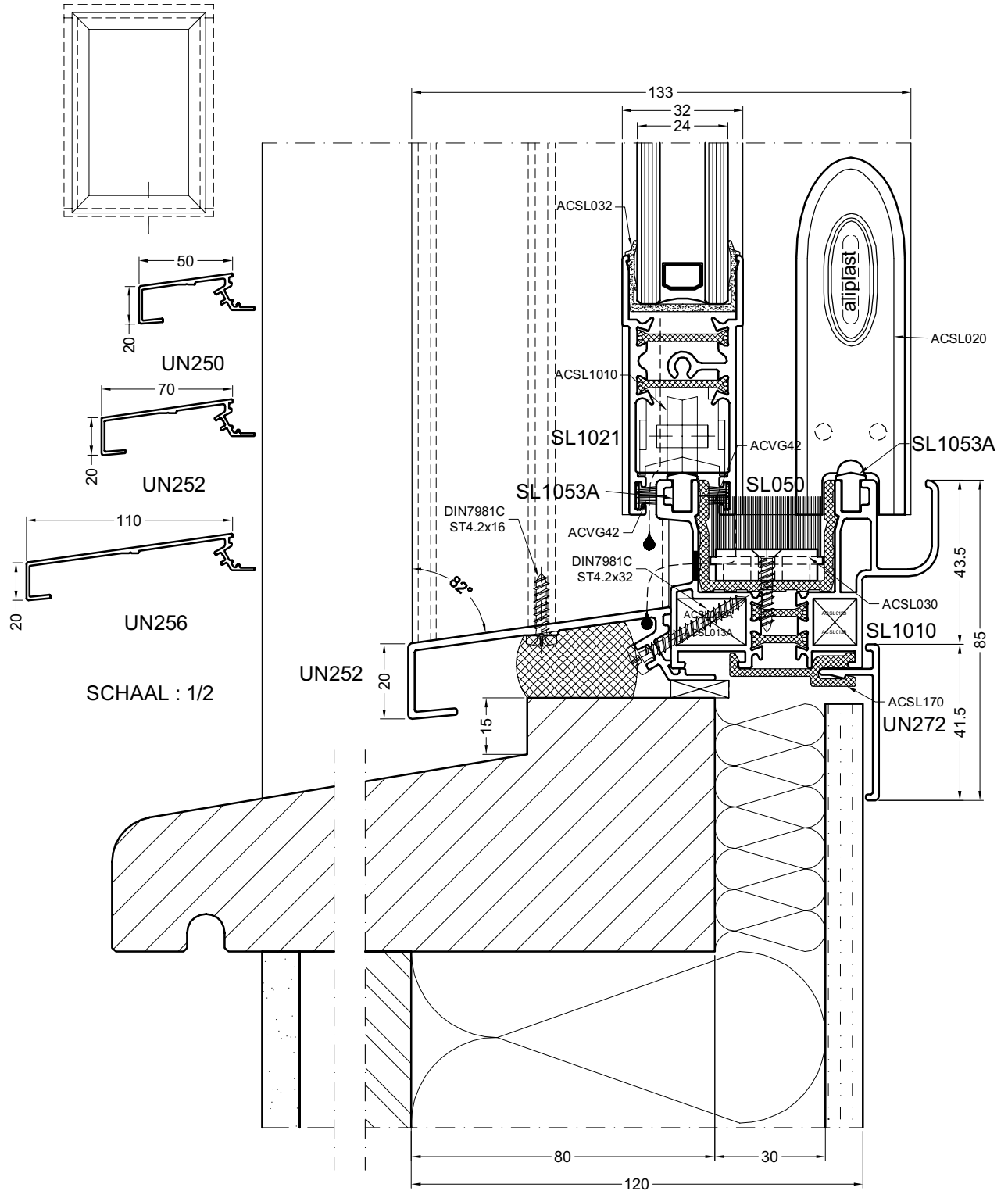
DOORSNEDE - COUPE - SCHNITT - SECTION



door01

1B

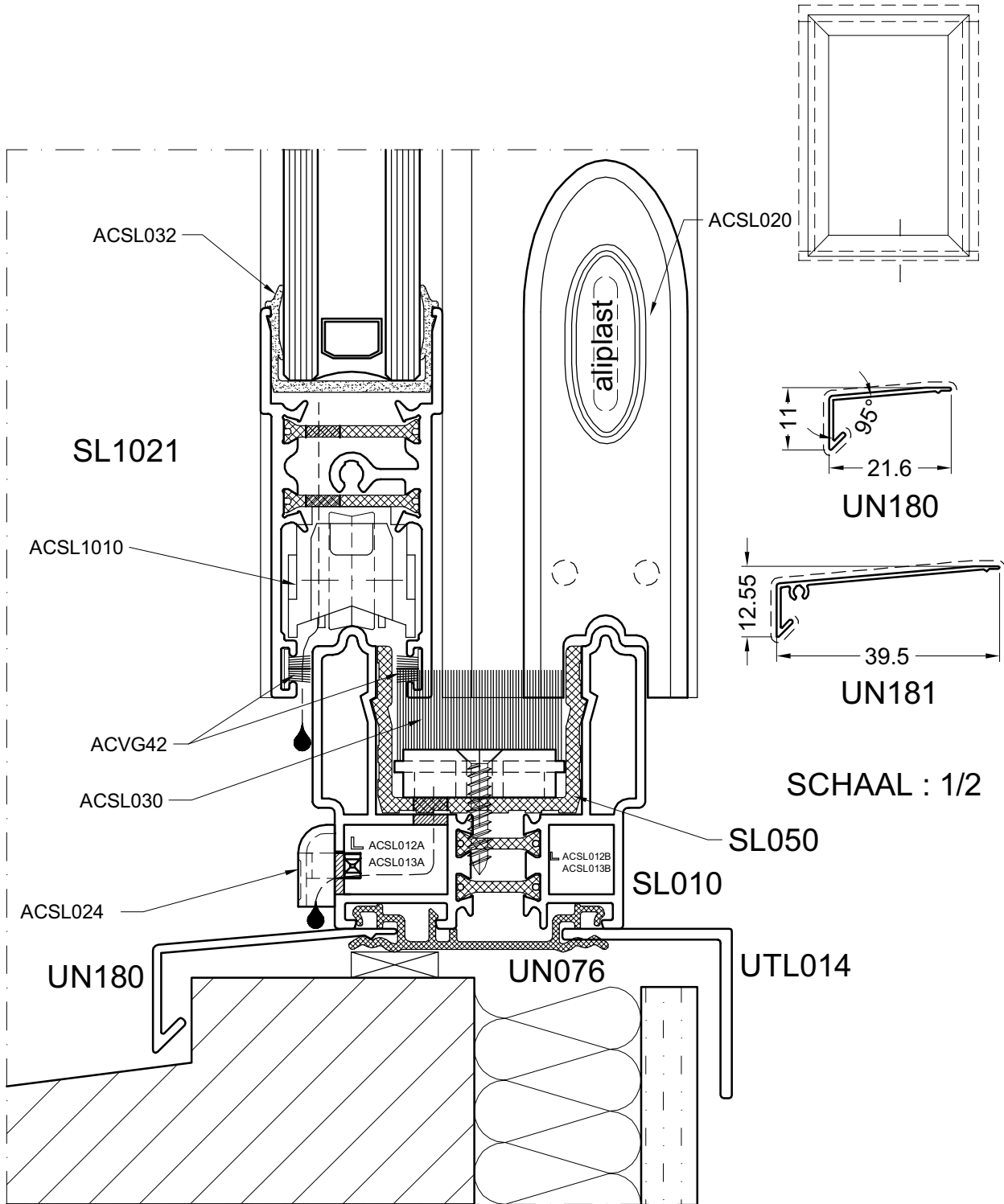
DOORSNEDE - COUPE - SCHNITT - SECTION



door01b

1C

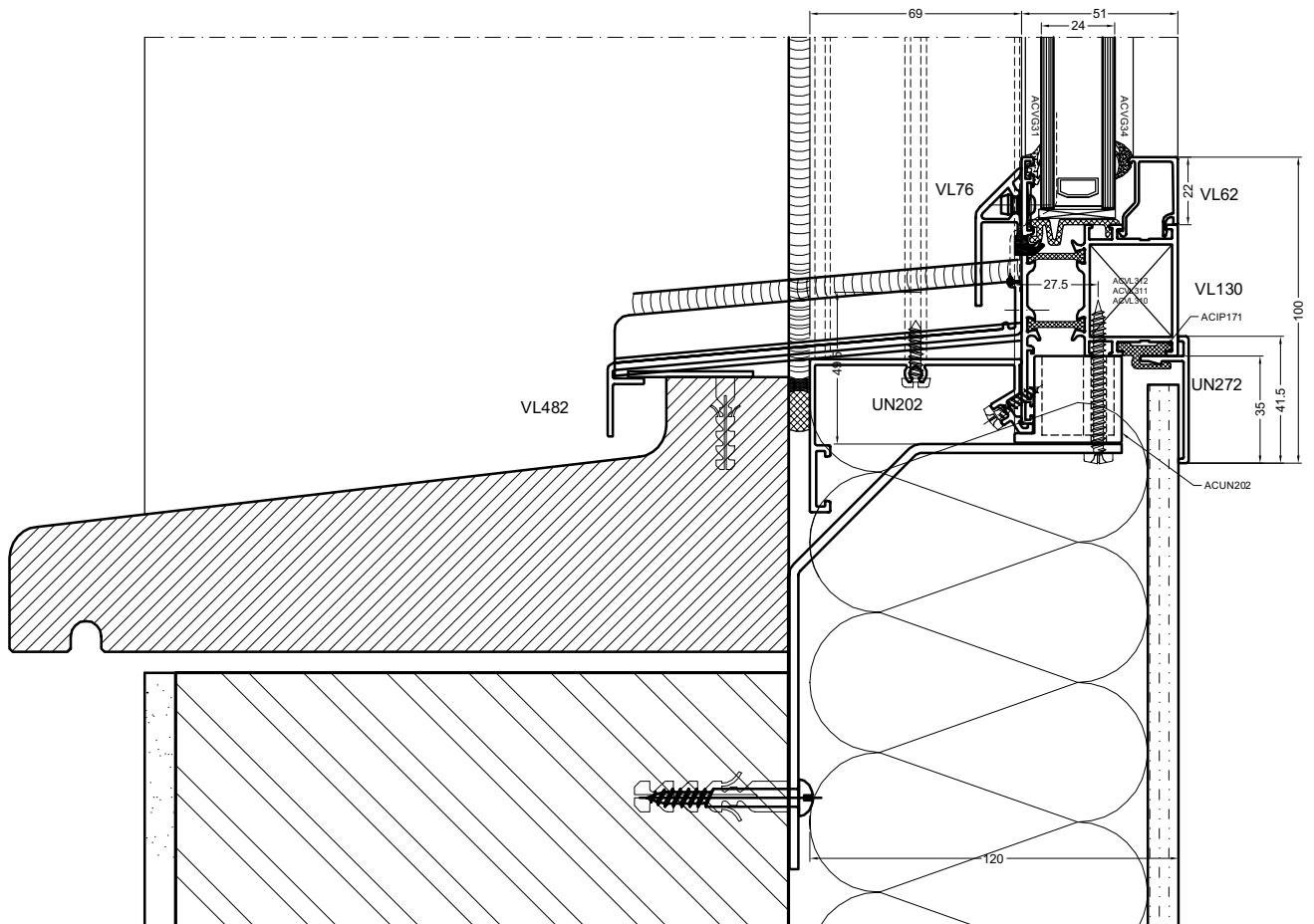
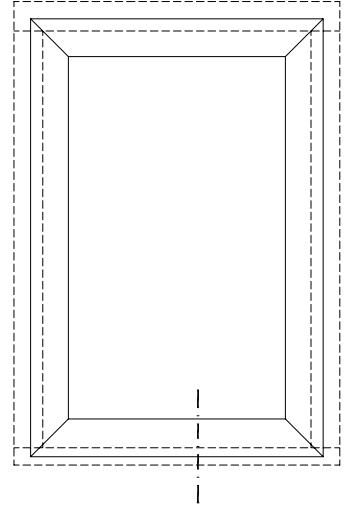
DOORSNEDE - COUPE - SCHNITT - SECTION



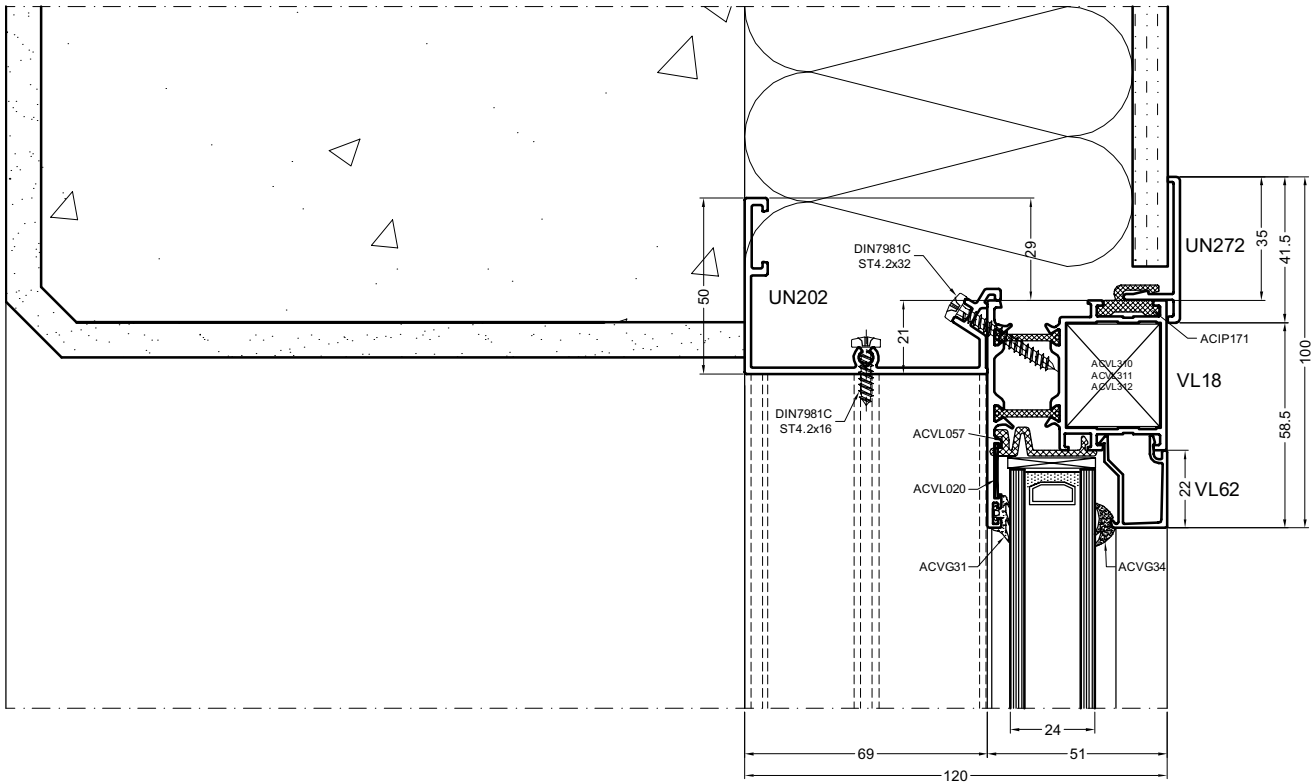
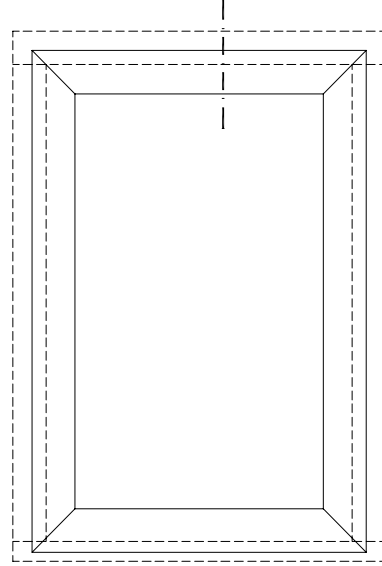
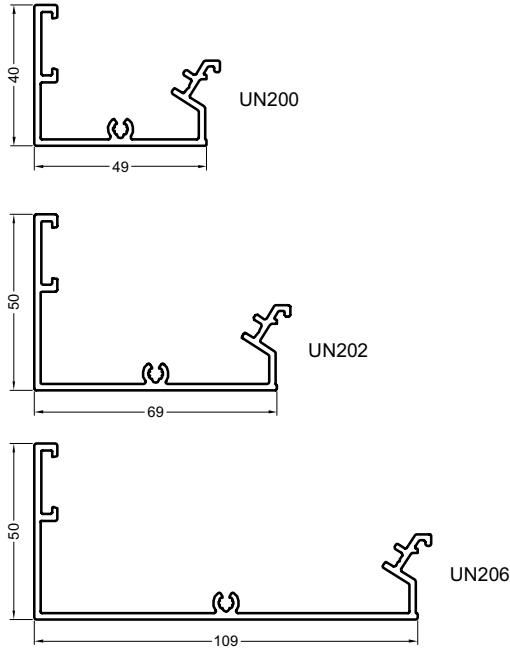
door01c

1D

DOORSNEDE - COUPE - SCHNITT - SECTION



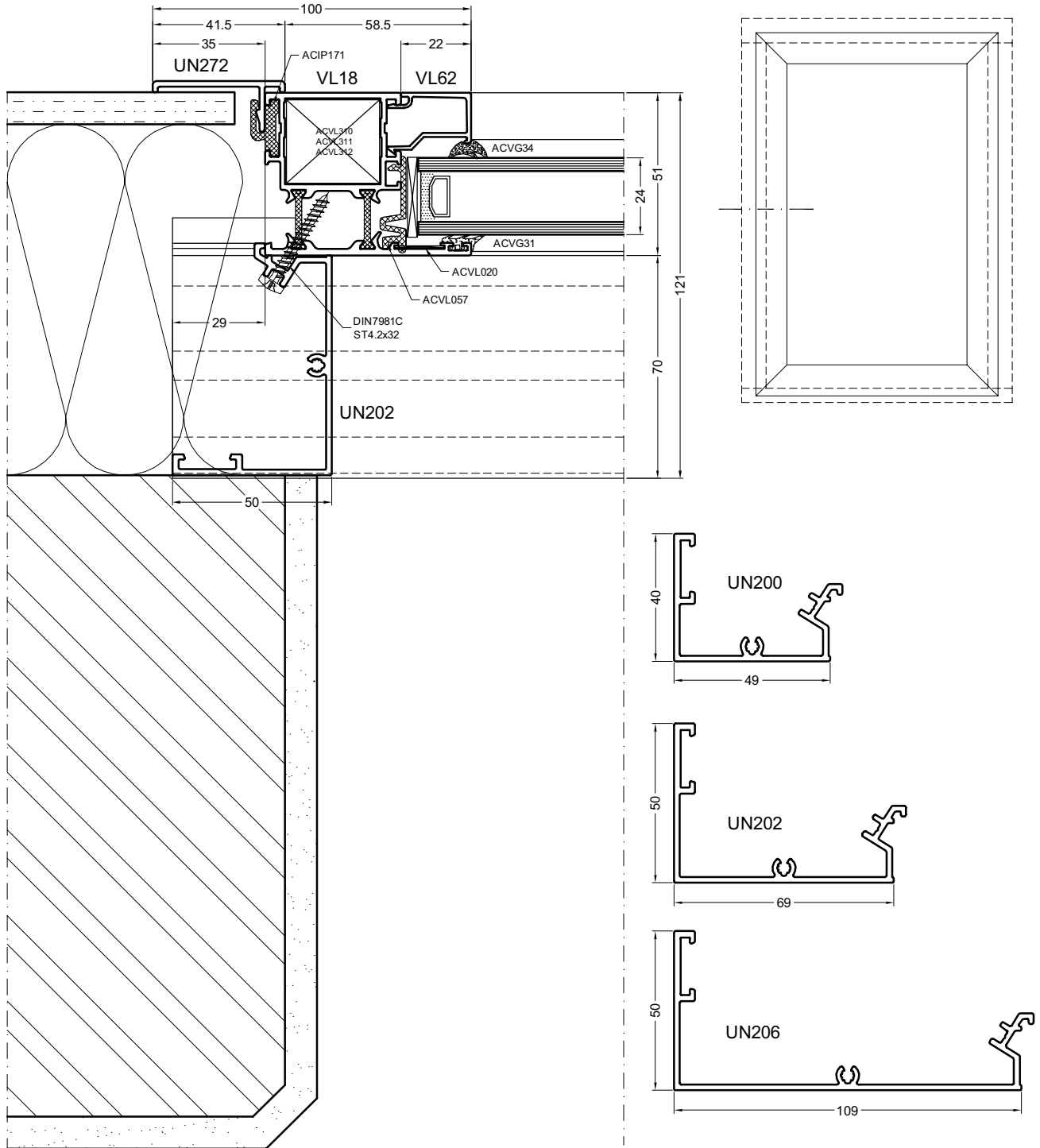
door01d



door02

3A

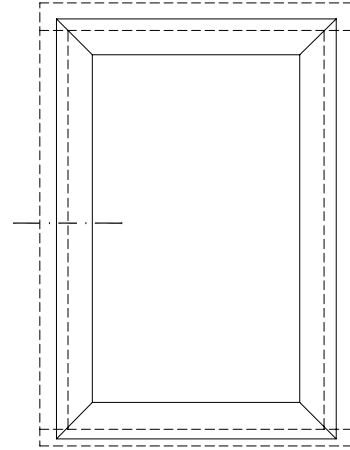
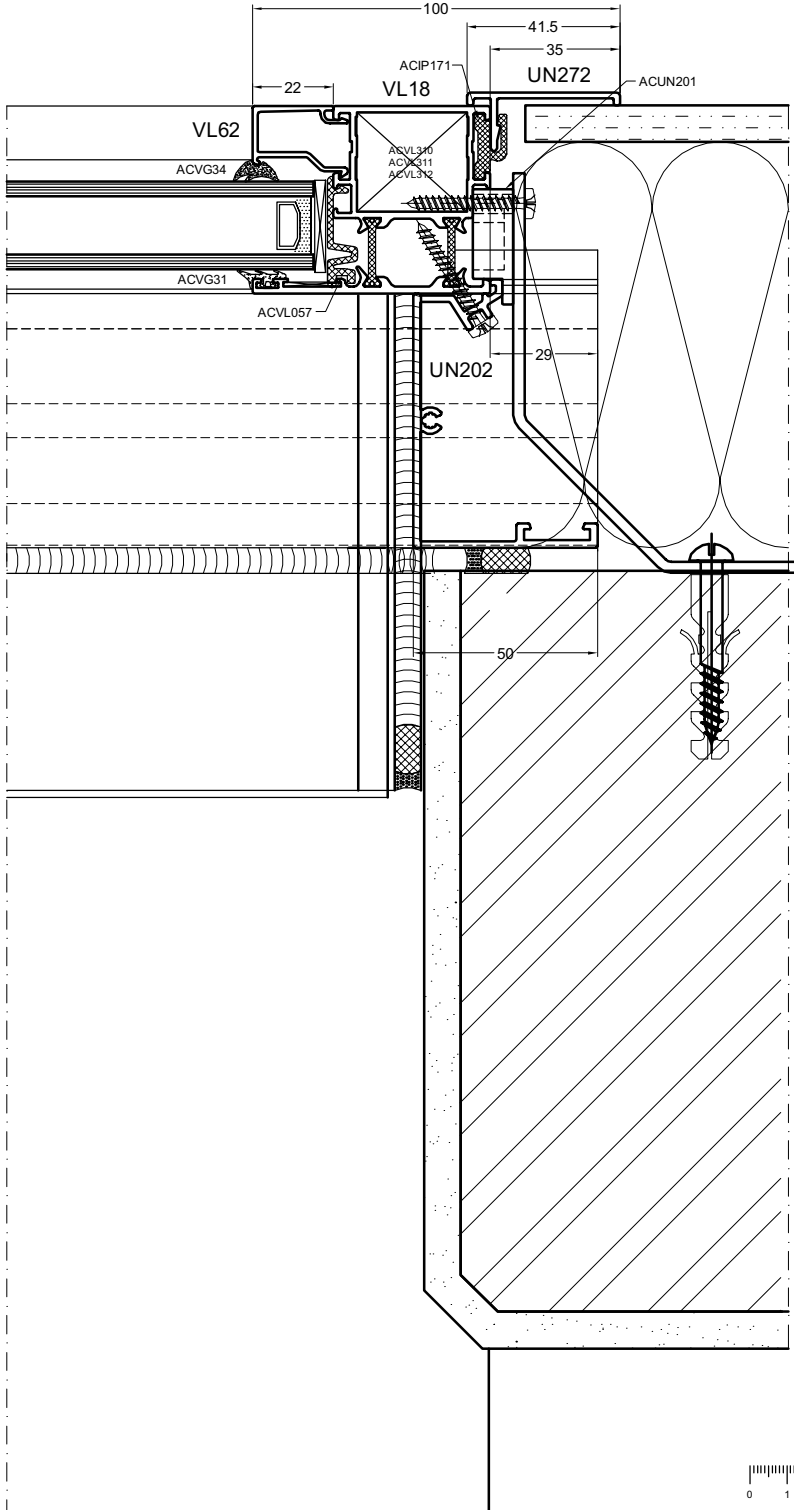
DOORSNEDE - COUPE - SCHNITT - SECTION



door03

3B

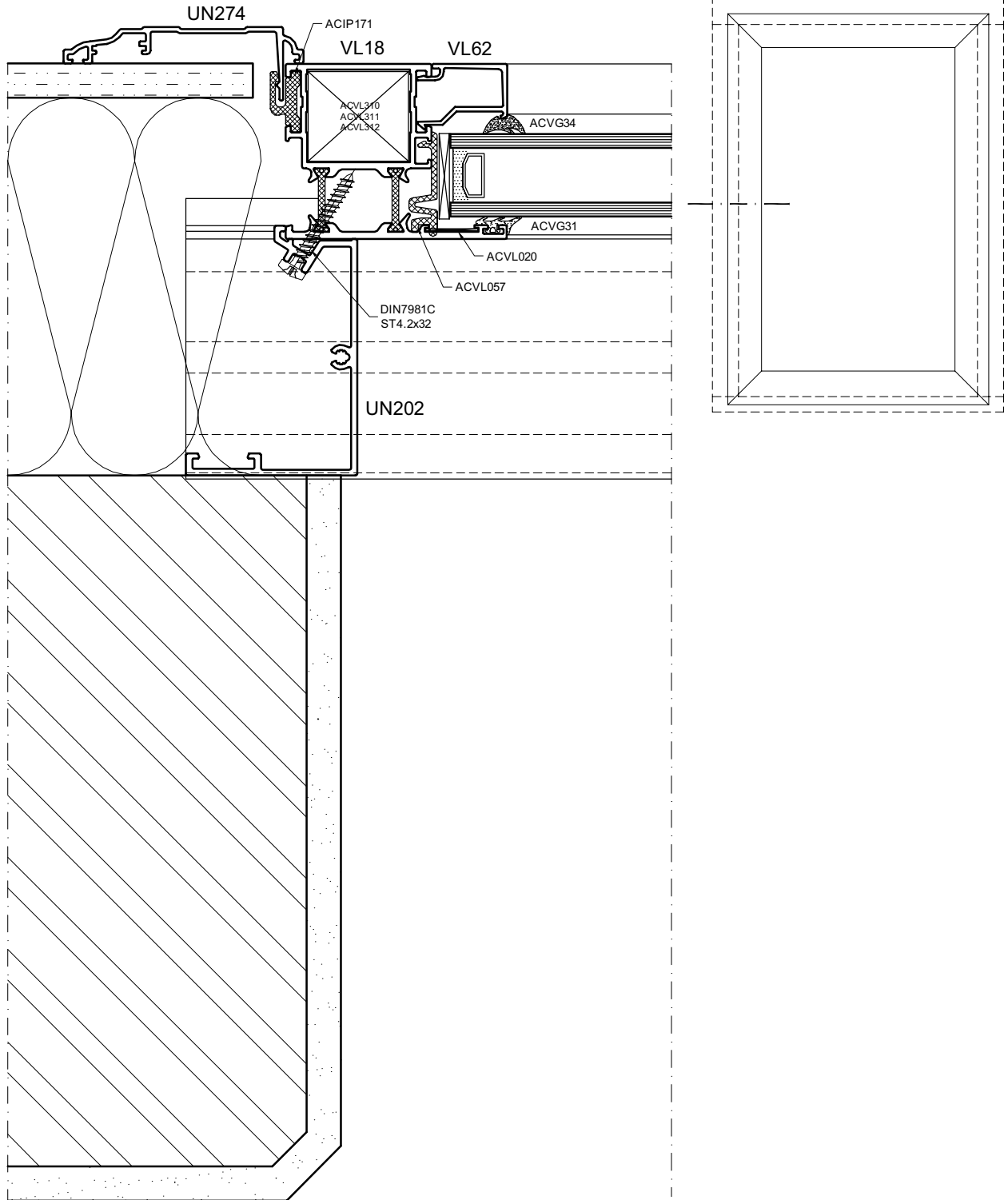
DOORSNEDE - COUPE - SCHNITT - SECTION



door03b

3C

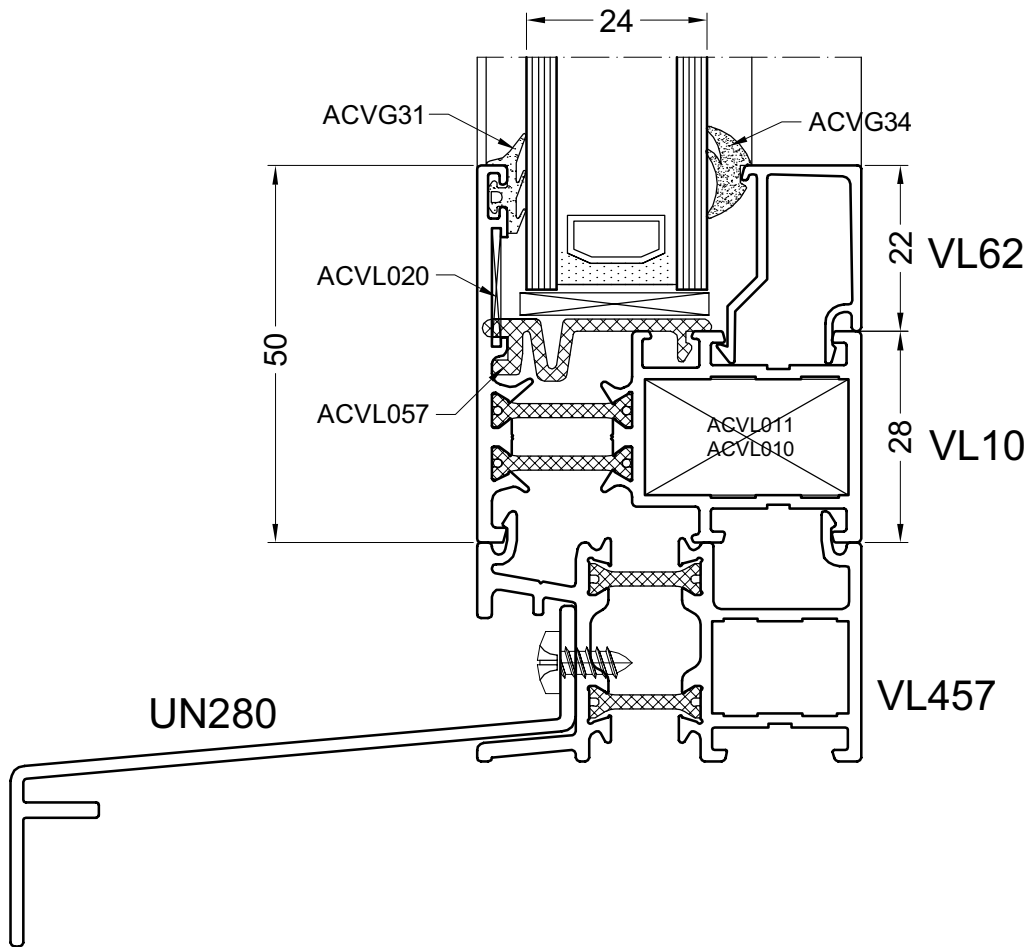
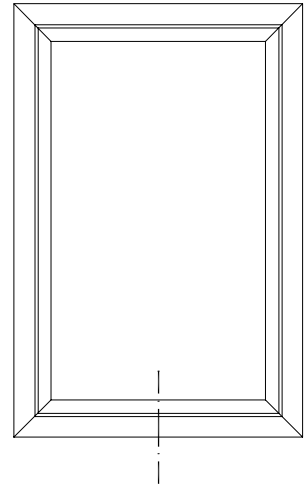
DOORSNEDE - COUPE - SCHNITT - SECTION



door03c

4B

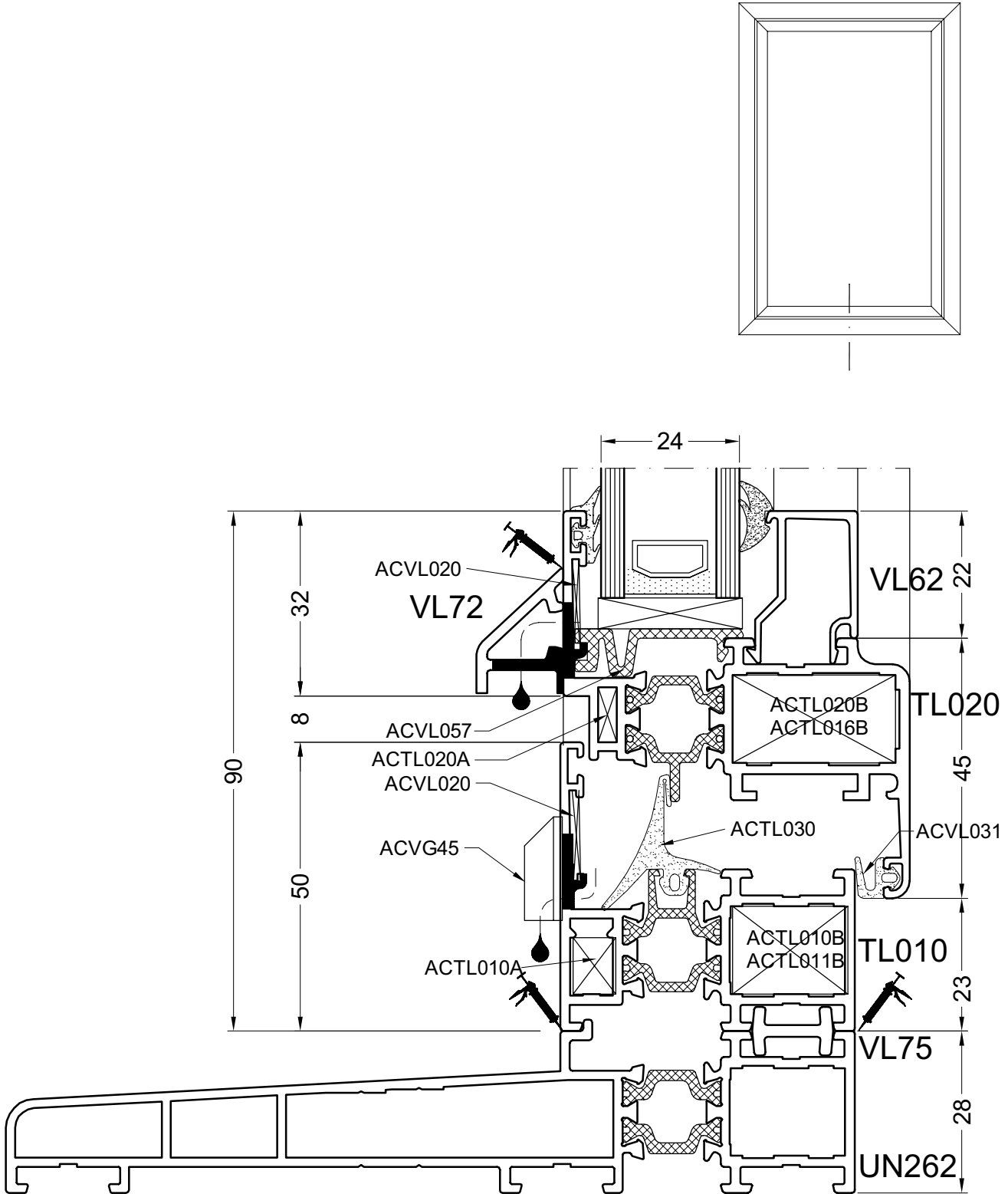
DOORSNEDE - COUPE - SCHNITT - SECTION



door04b

4C

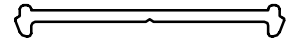

DOORSNEDE - COUPE - SCHNITT - SECTION



door04c

5

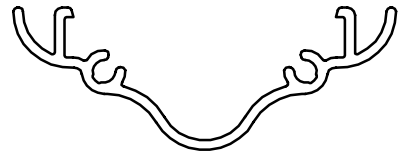
DOORSNEDE - COUPE - SCHNITT - SECTION



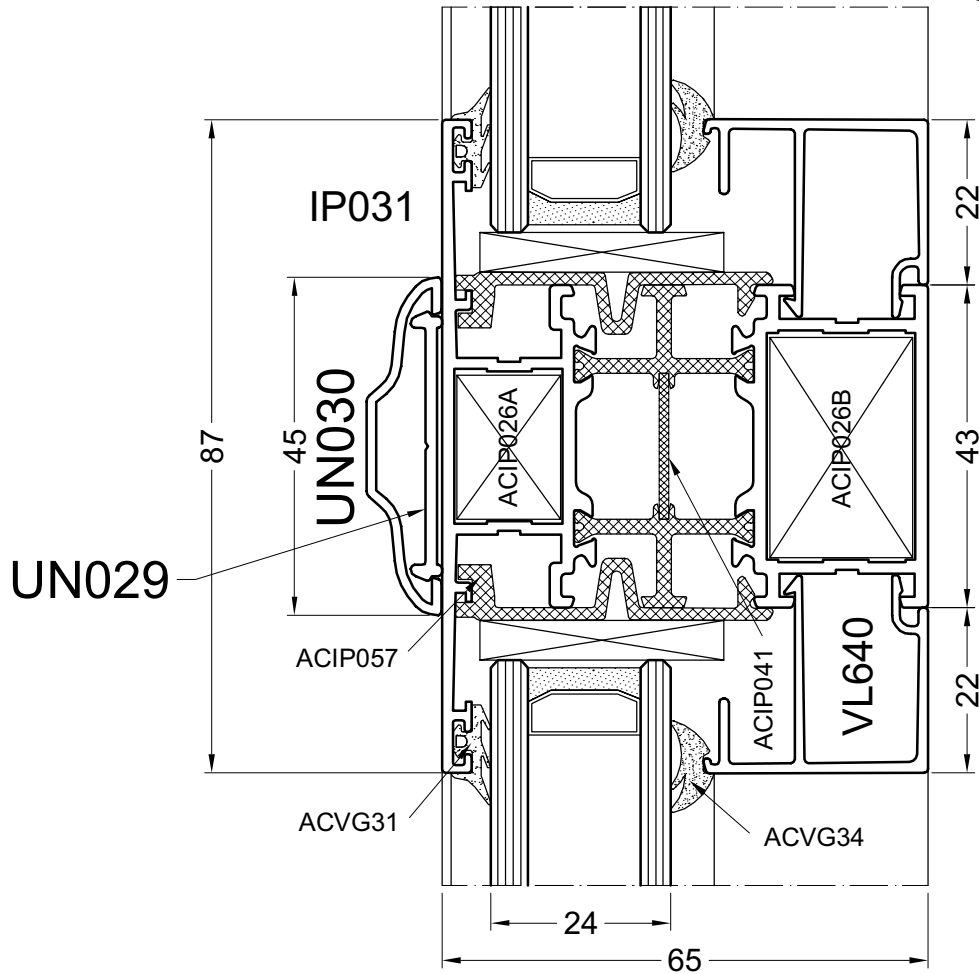
UN029



UN030



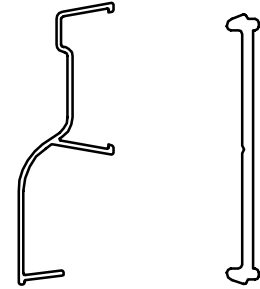

UN031



door05

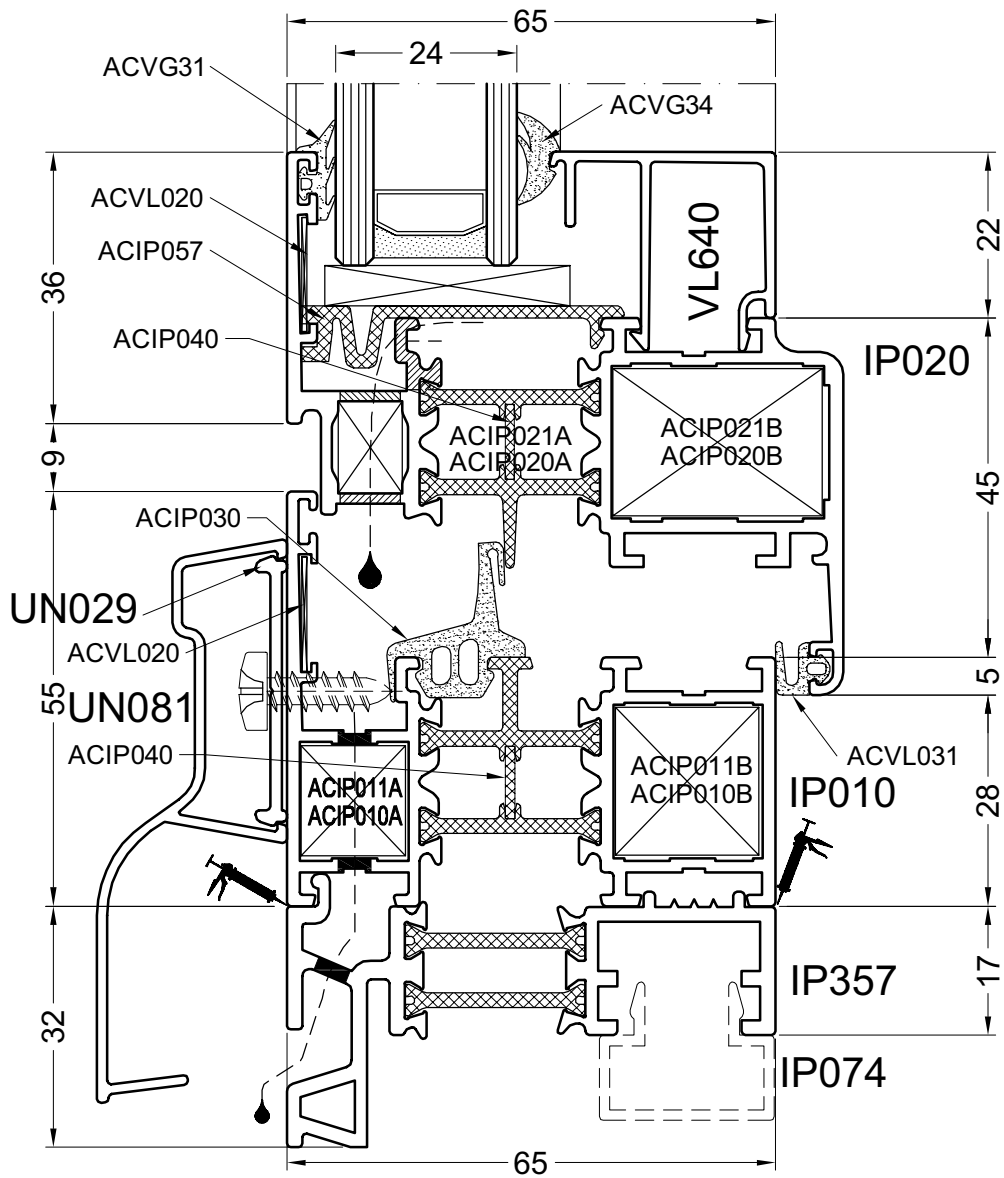
7

DOORSNEDE - COUPE - SCHNITT - SECTION

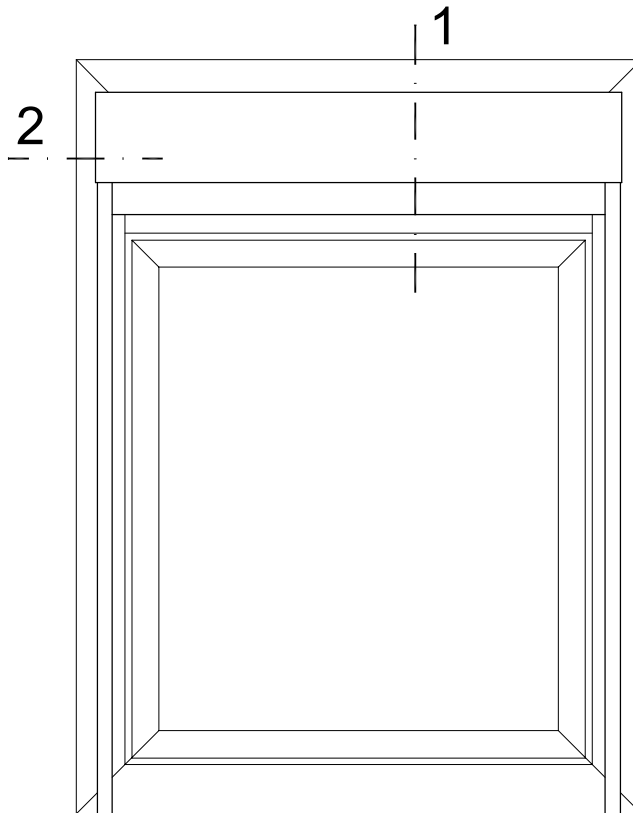


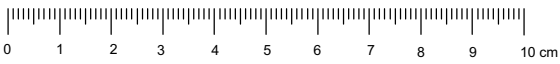
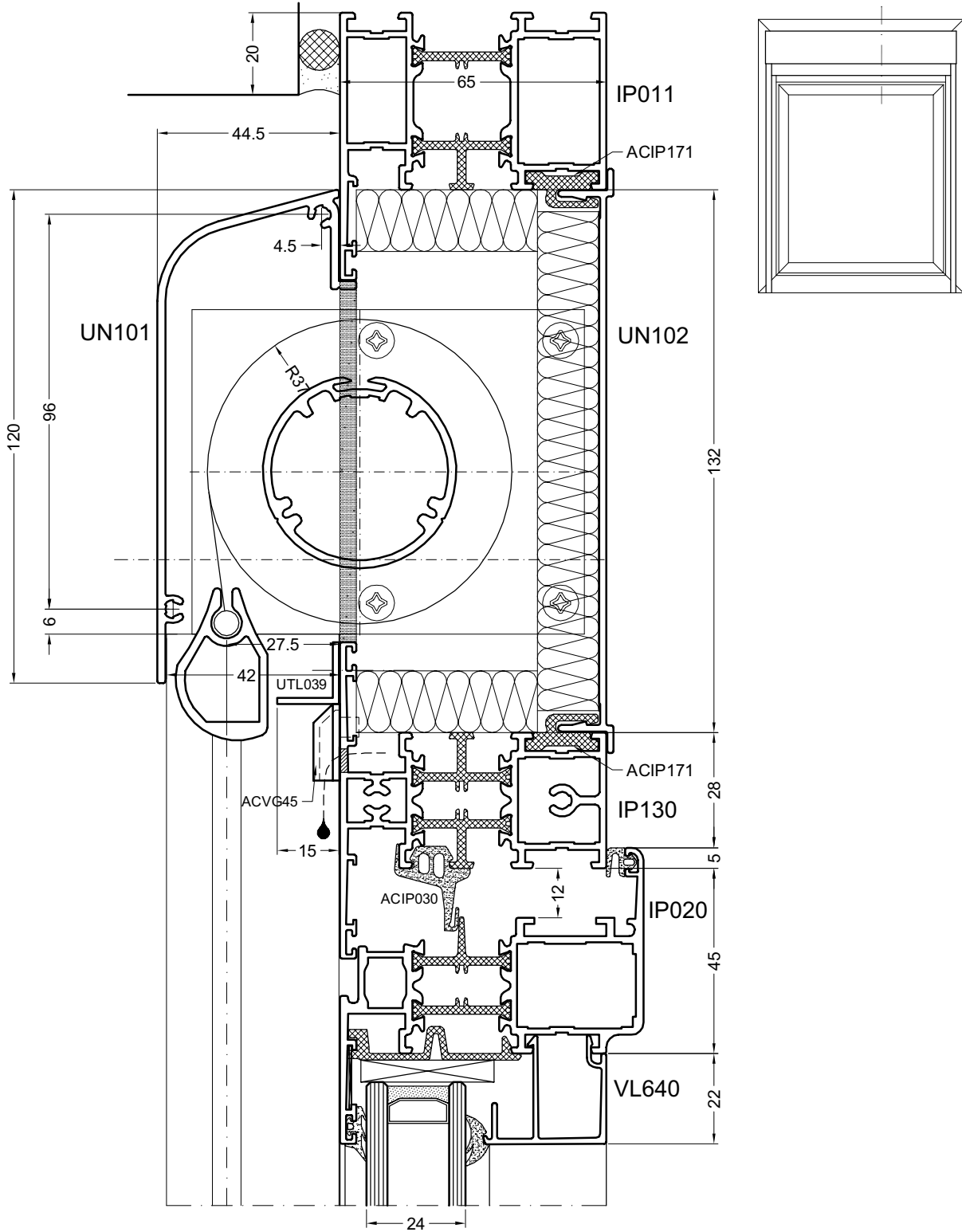
UN081 UN029

Schaal : 1/2

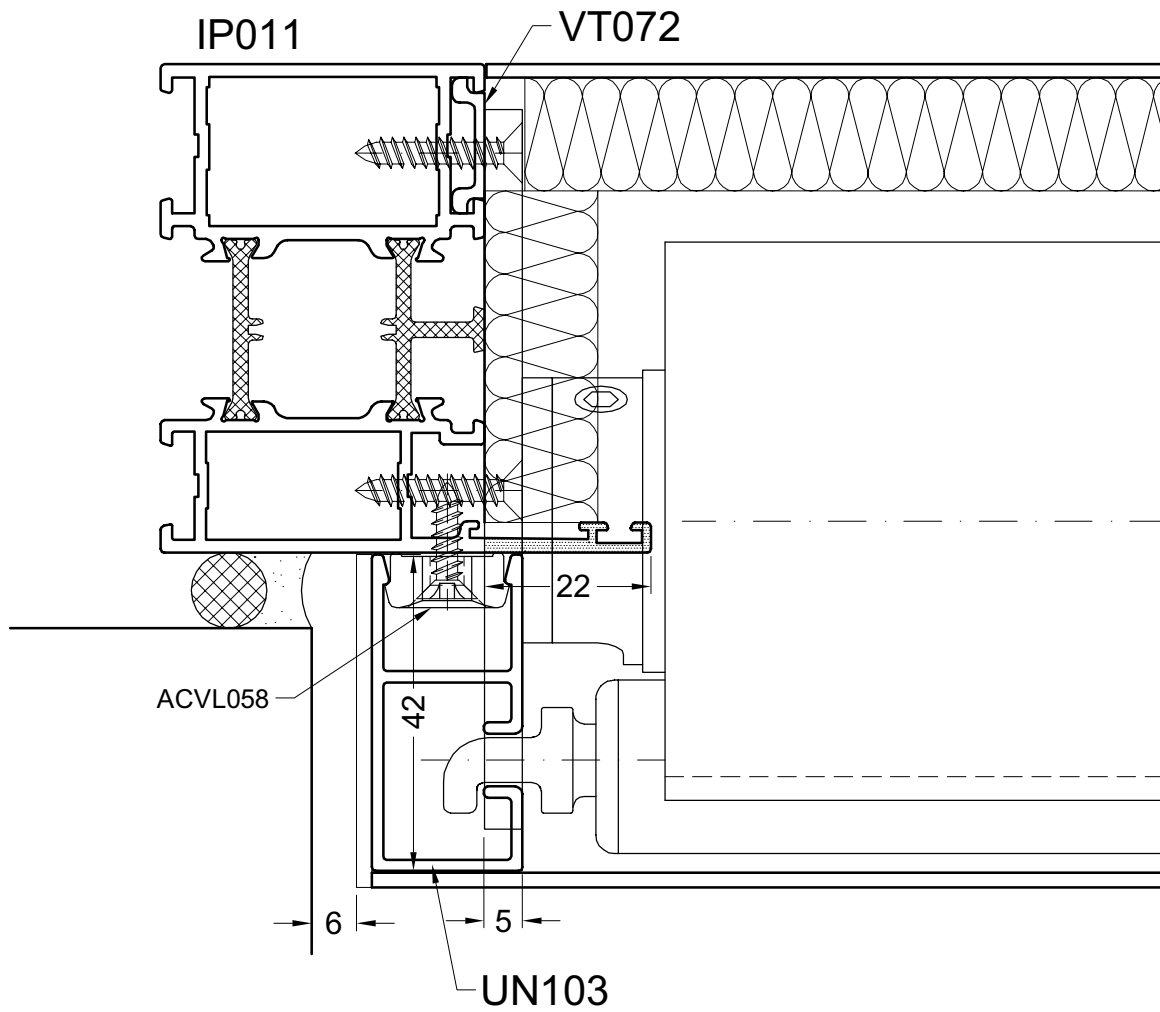
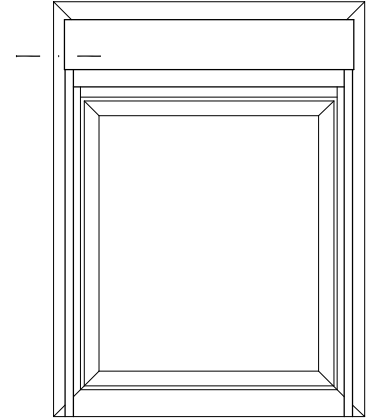


door07





door08

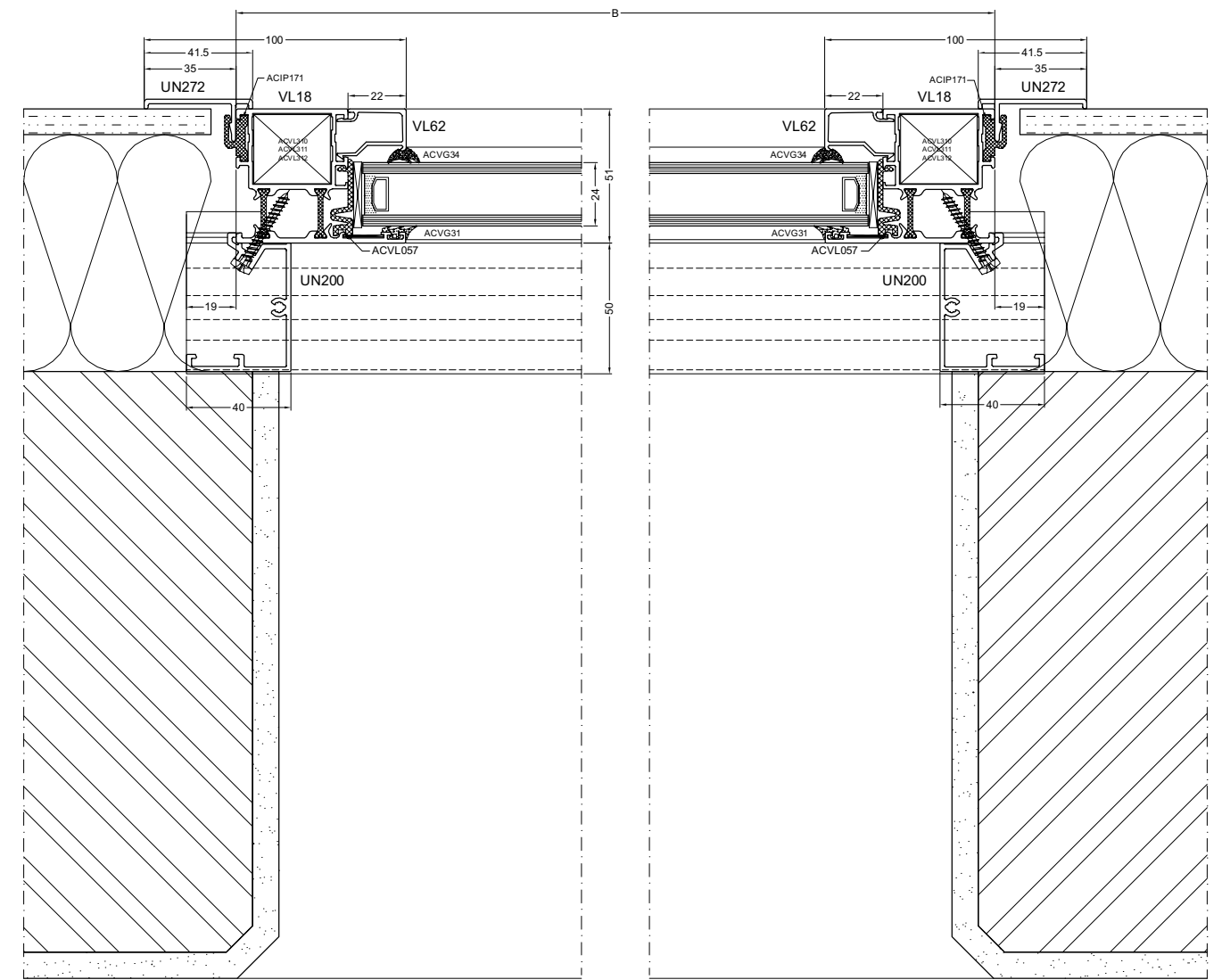
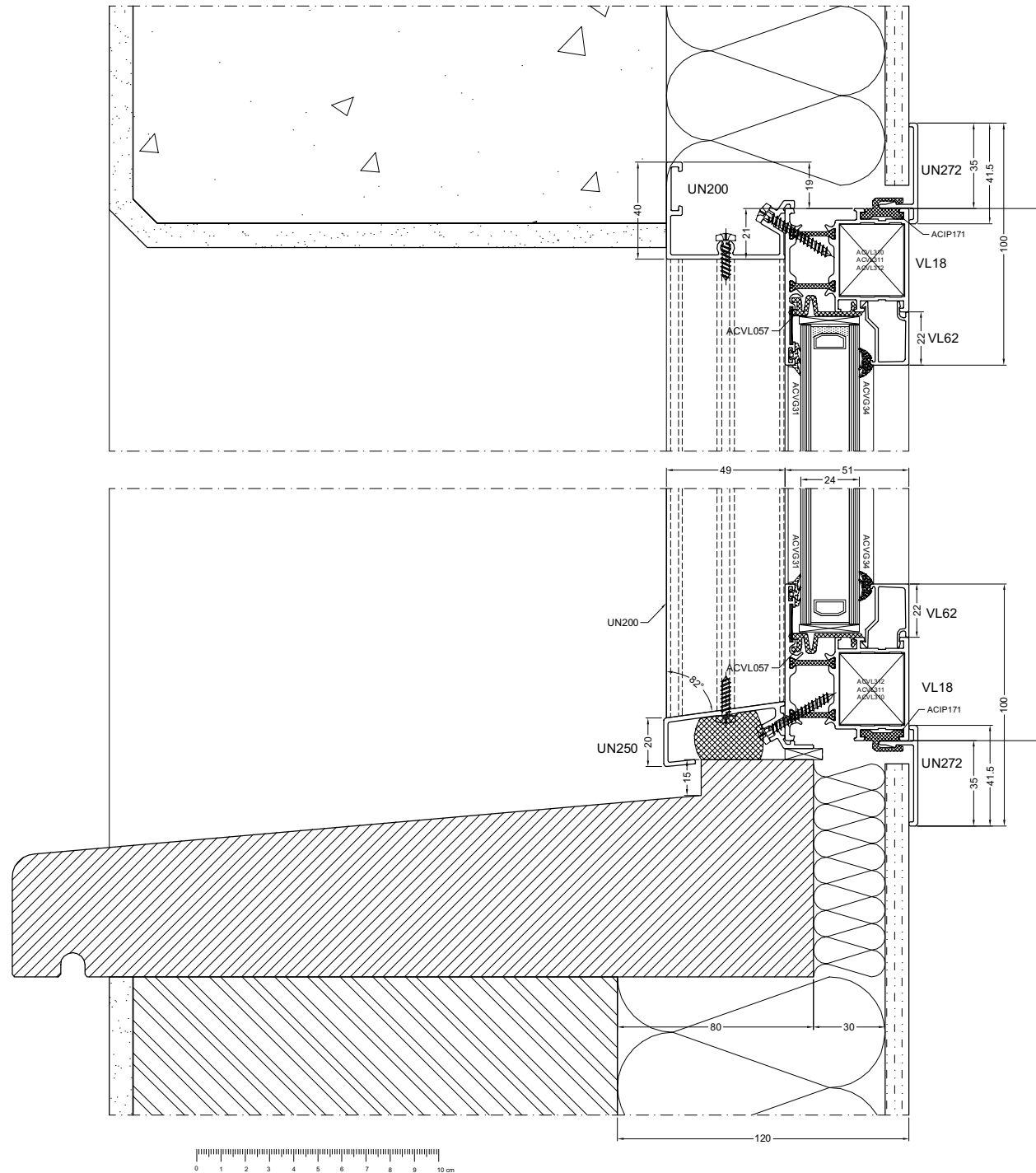
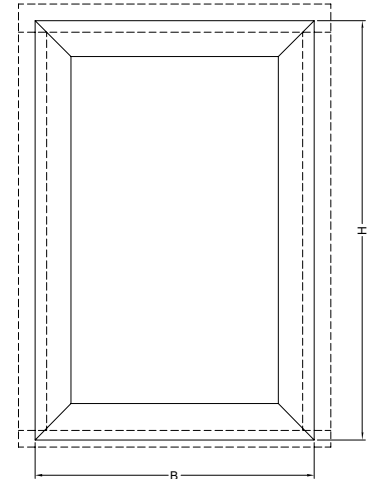


PROFIELEN PROFILES PROFILE PROFILS

UN200	↳	1		B+38
UN200	↳	1		H-30.5
UN200	↳	1		H-30.5
UN250	↳	1		B+38
UN272	↳	2		B+70
UN272	↳	2		H+70

TOEBEHOREN ACCESSOIRES
ZUBEHÖRTEILE ACCESSORIES

ACIP171	12
DIN7981C ST4.2x16	4
DIN7981C ST4.2x32	12

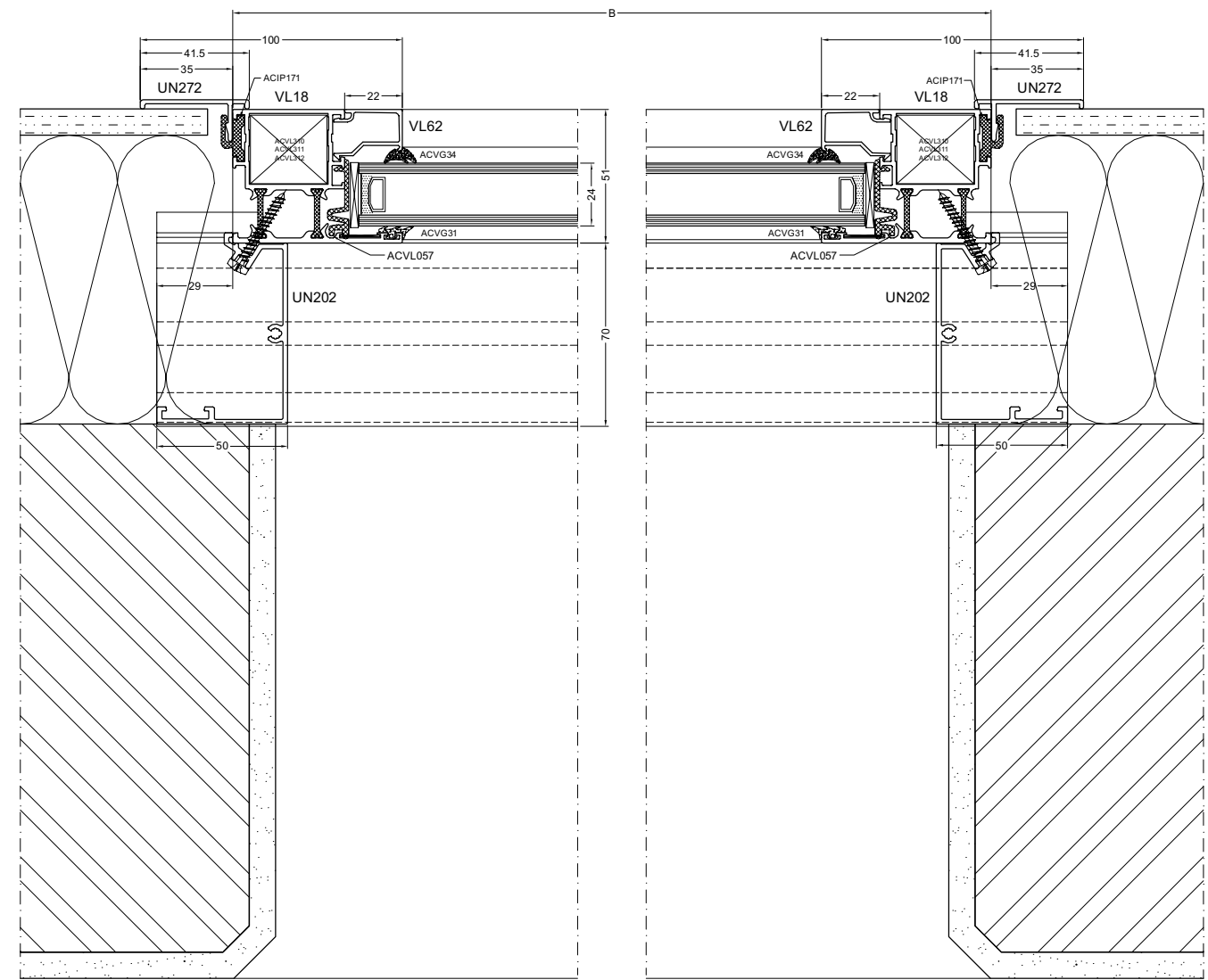
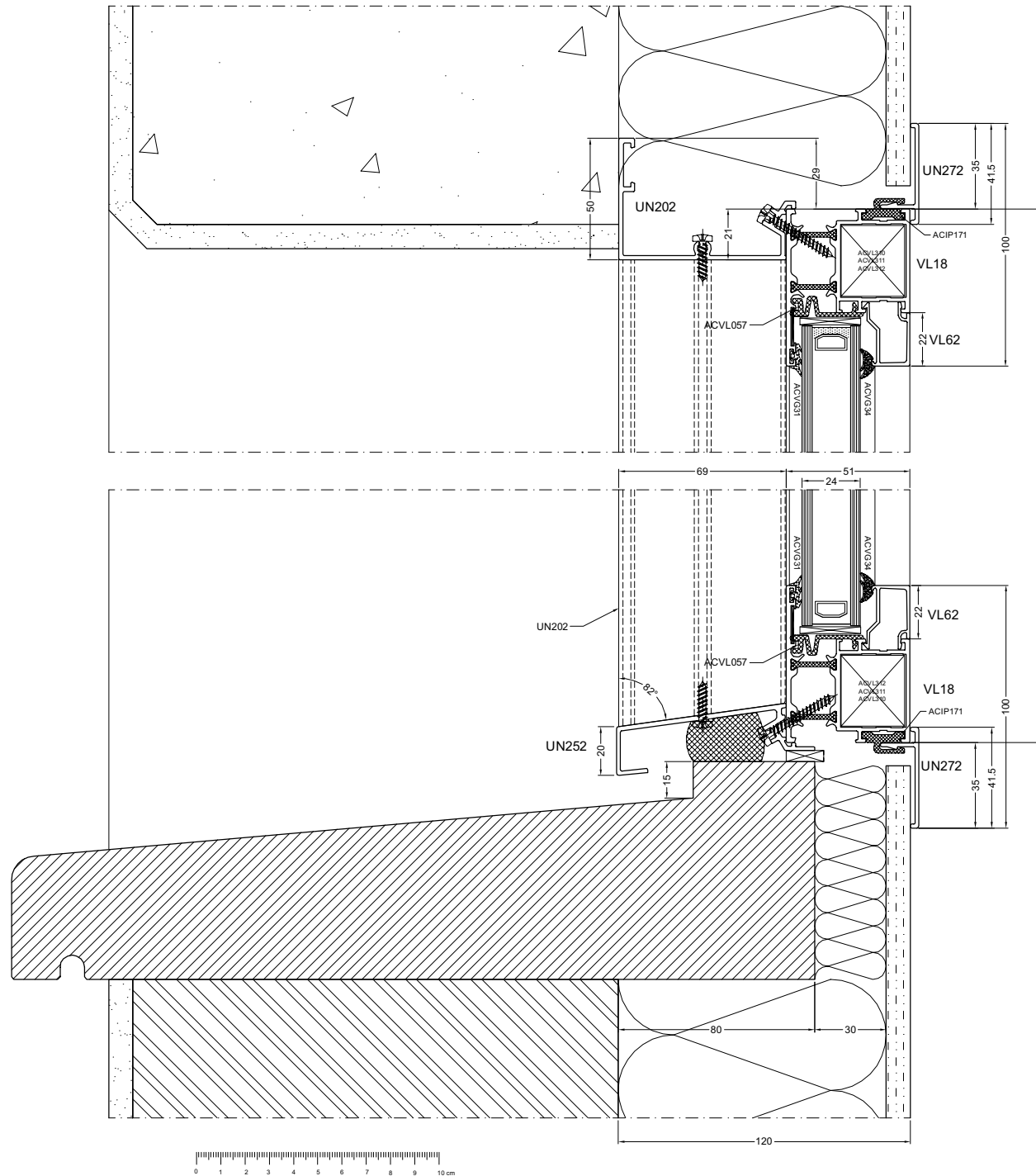
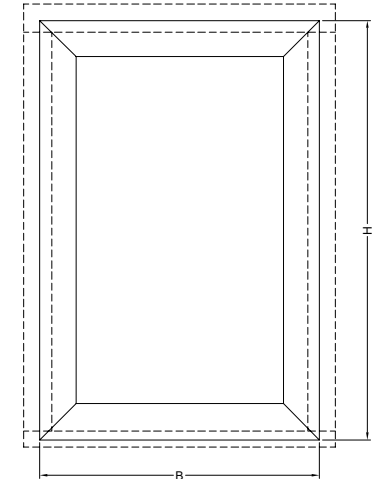


PROFIELEN PROFILES PROFILE PROFILS

UN202	L	1		B+58
UN202	L	1	82°	H-27.5
UN202	L	1	82°	H-27.5
UN252	r	1		B+58
UN272	r	2		B+70
UN272	r	2		H+70

TOEBEHOREN ACCESSOIRES
ZUBEHORTEILE ACCESSORIES

ACIP171	12
DIN7981C ST4.2x16	4
DIN7981C ST4.2x32	12

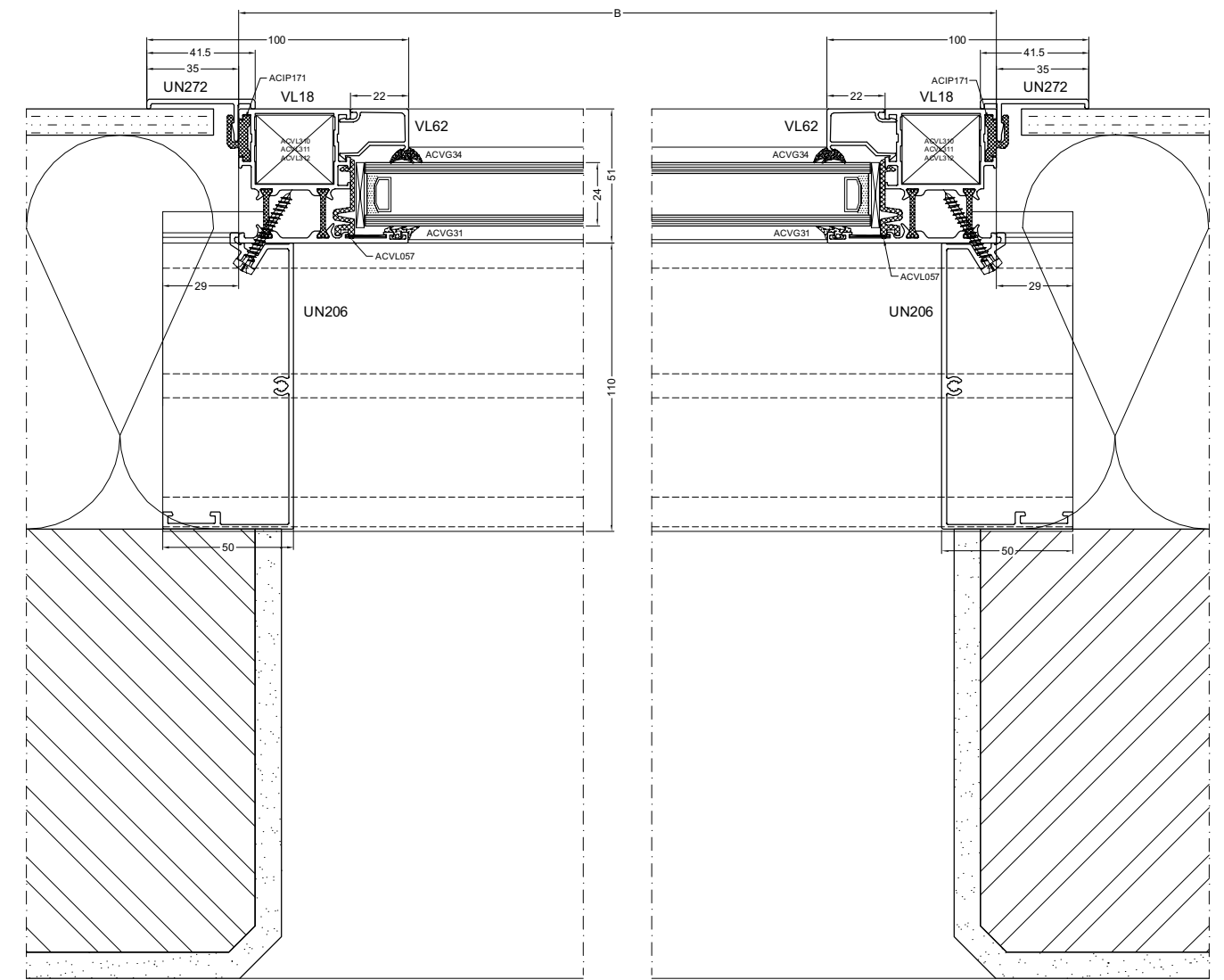
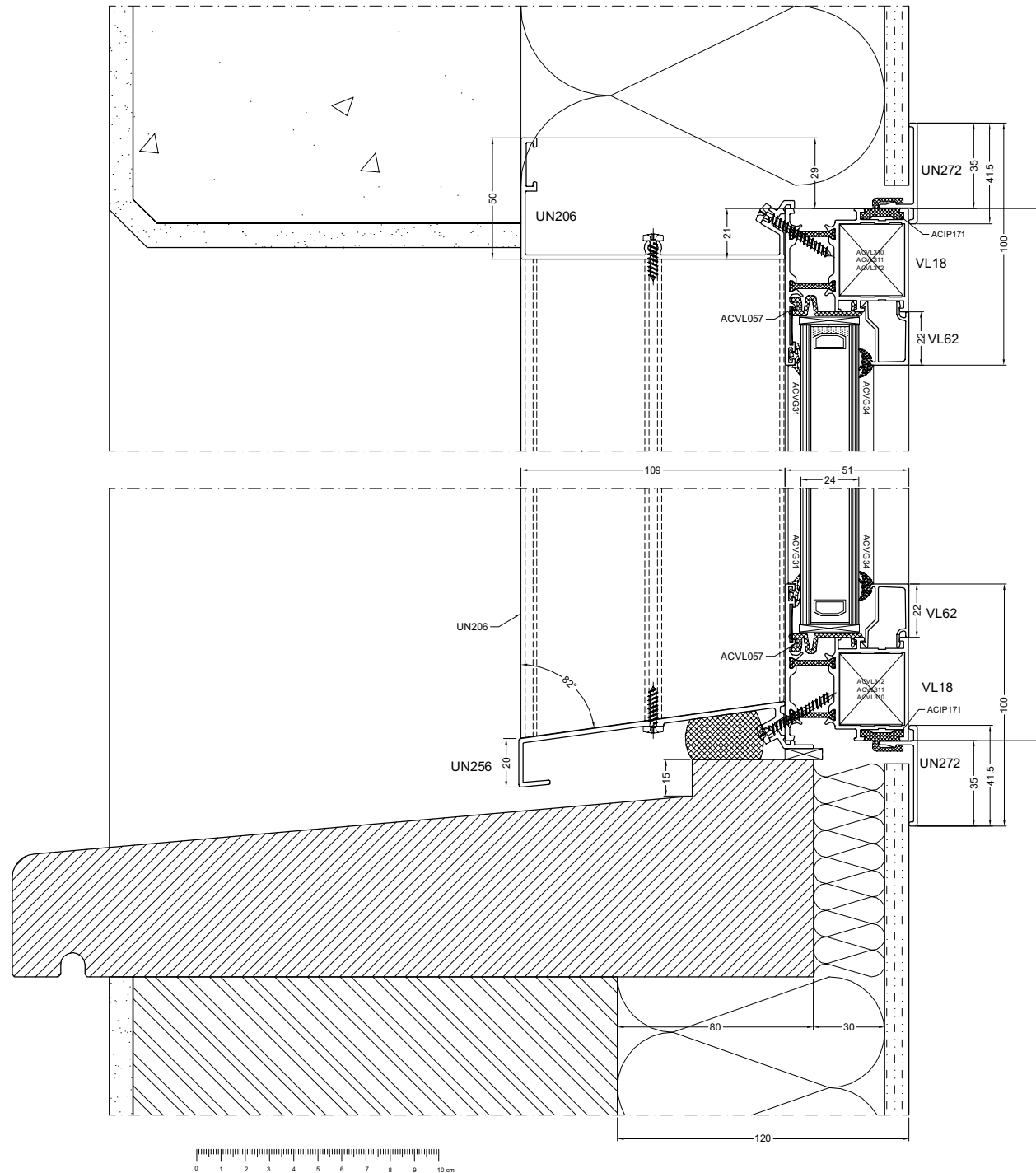
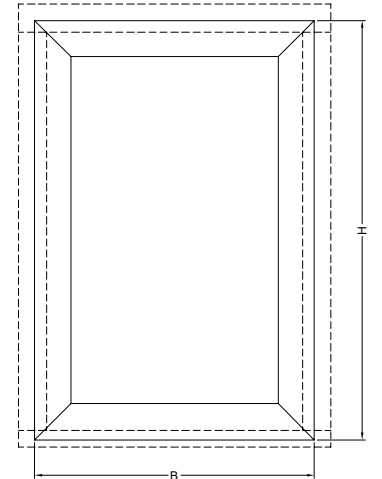


PROFIELEN PROFILS PROFILE PROFILES

UN206		1		B+58
UN206		1		H-22
UN206		1		H-22
UN256		1		B+58
UN272		2		B+70
UN272		2		H+70

TOEBEHOREN ACCESSOIRES
ZUBEHORTEILE ACCESSORIES

ACIP171	12
DIN7981C ST4.2x16	4
DIN7981C ST4.2x32	12

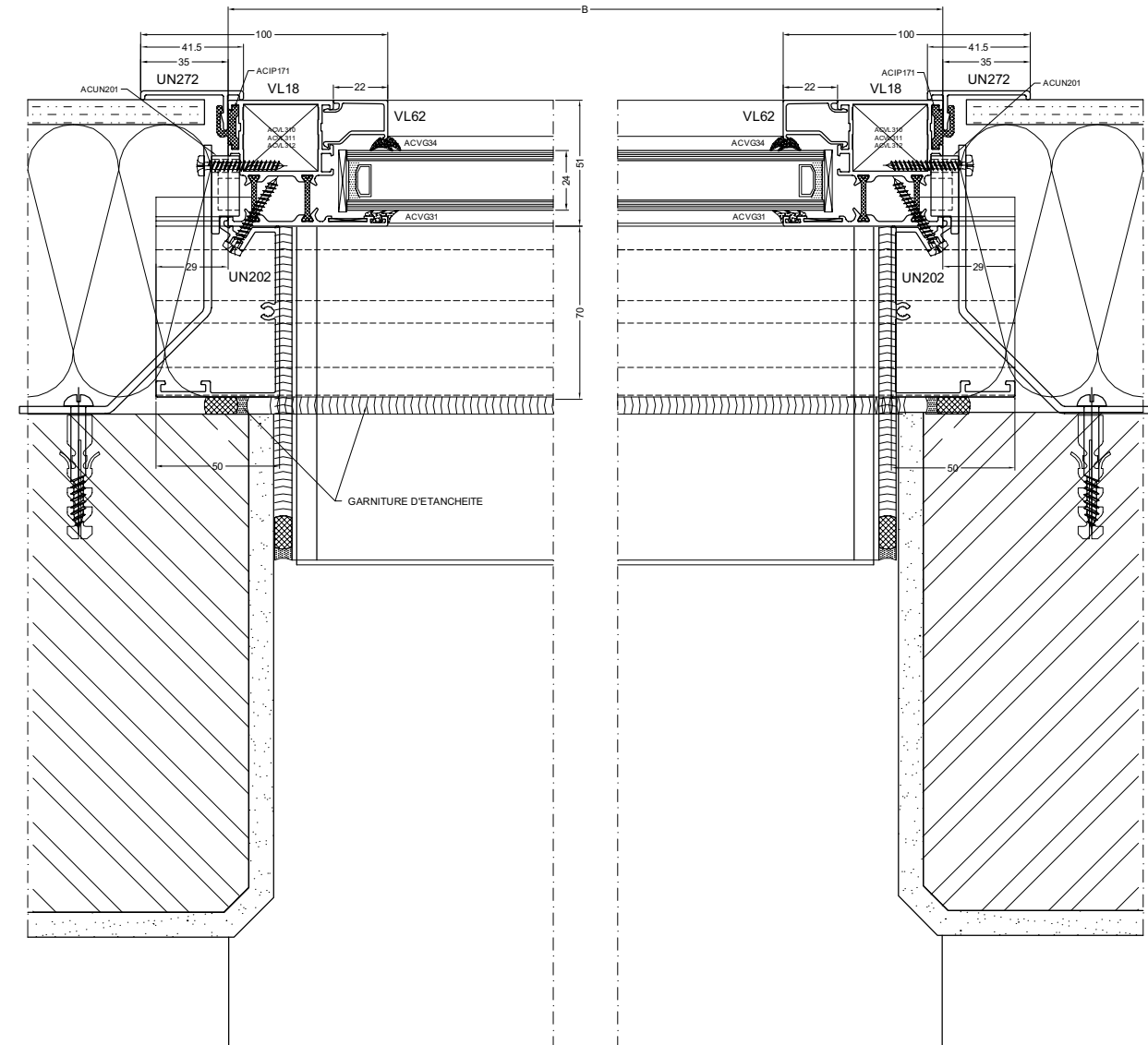
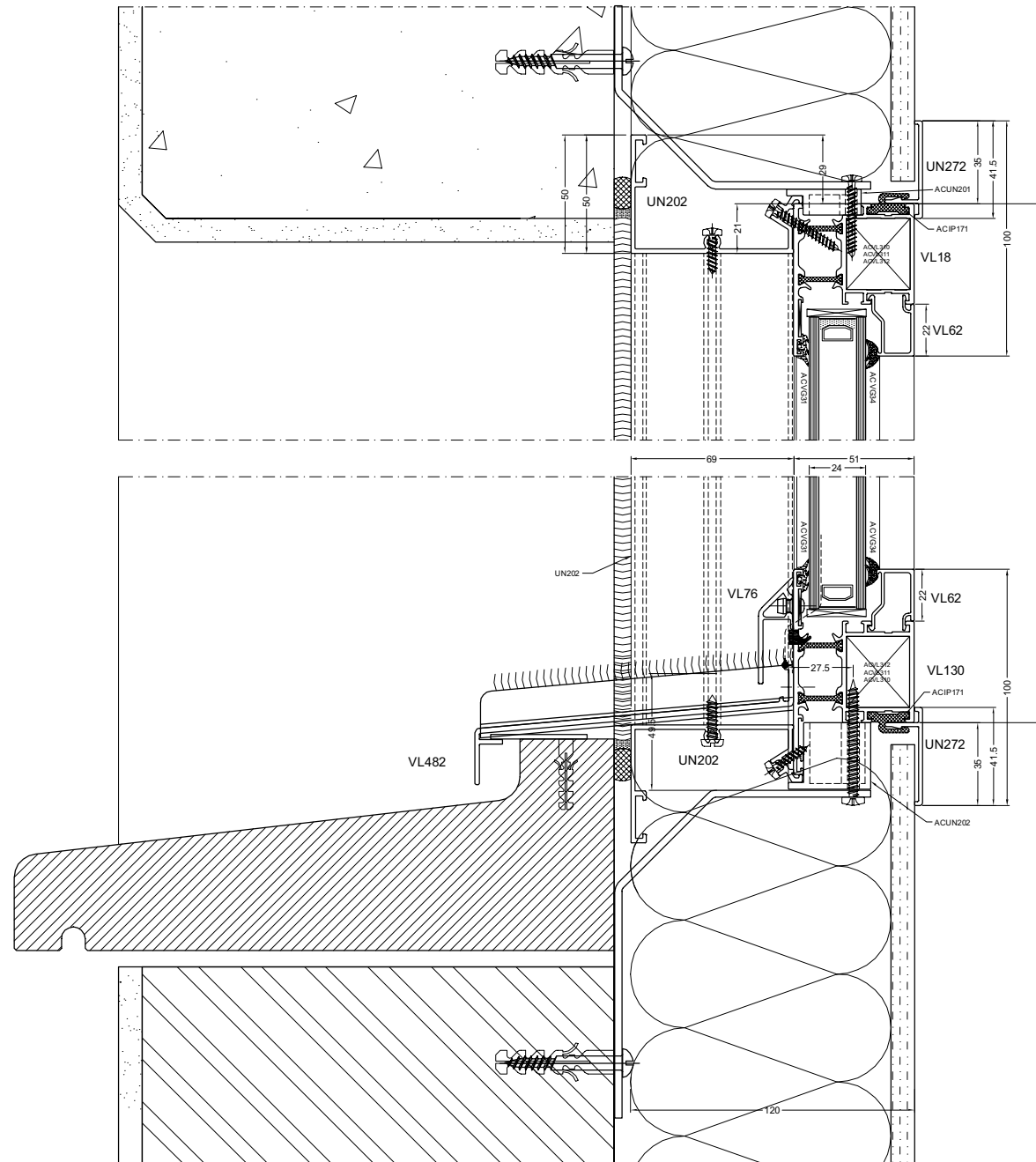
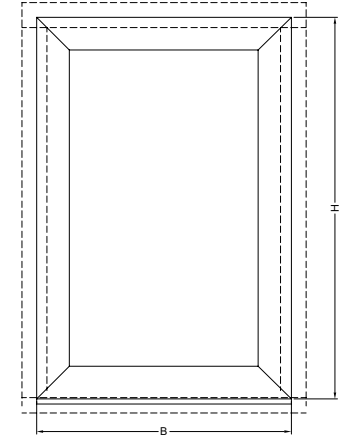


PROFIELN PROFILS PROFILE PROFILES

UN202	↔	1	↔	B+58
UN202	↔	1	↔ 82°	H-27.5
UN202	↔	1	↔ 82°	H-27.5
UN202	↔	1	↔	B+58
UN272	↔	2	↔	B+70
UN272	↔	2	↔	H+70

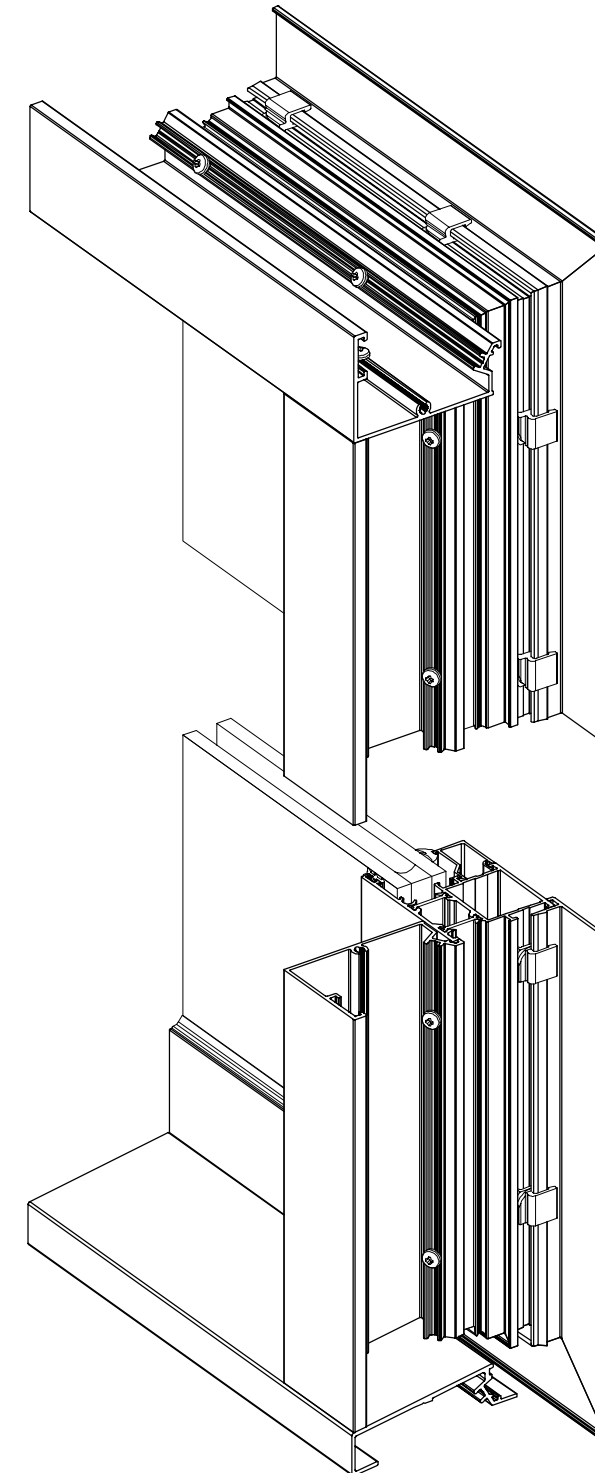
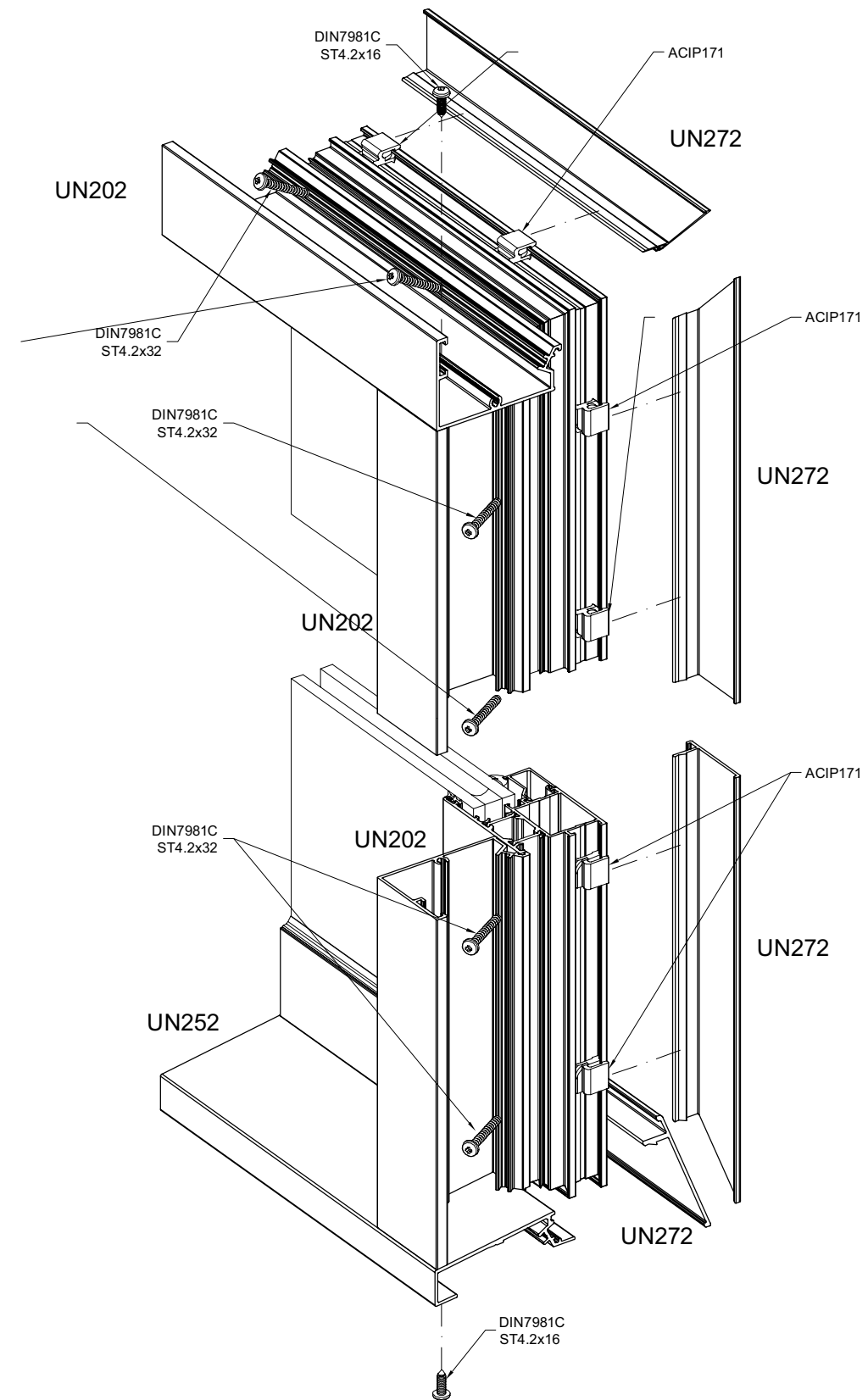
TOEBEHOREN ACCESSOIRES
ZUBEHÖRTEILE ACCESSORIES

ACIP171	12
DIN7981C ST4.2x16	4
DIN7981C ST4.2x32	12
ACUN201	2 x (H/450) + (B/450) + 3
ACUN202	(B/450) + 1



MONTAGE
MONTAGE
MONTAGE
MONTAGE

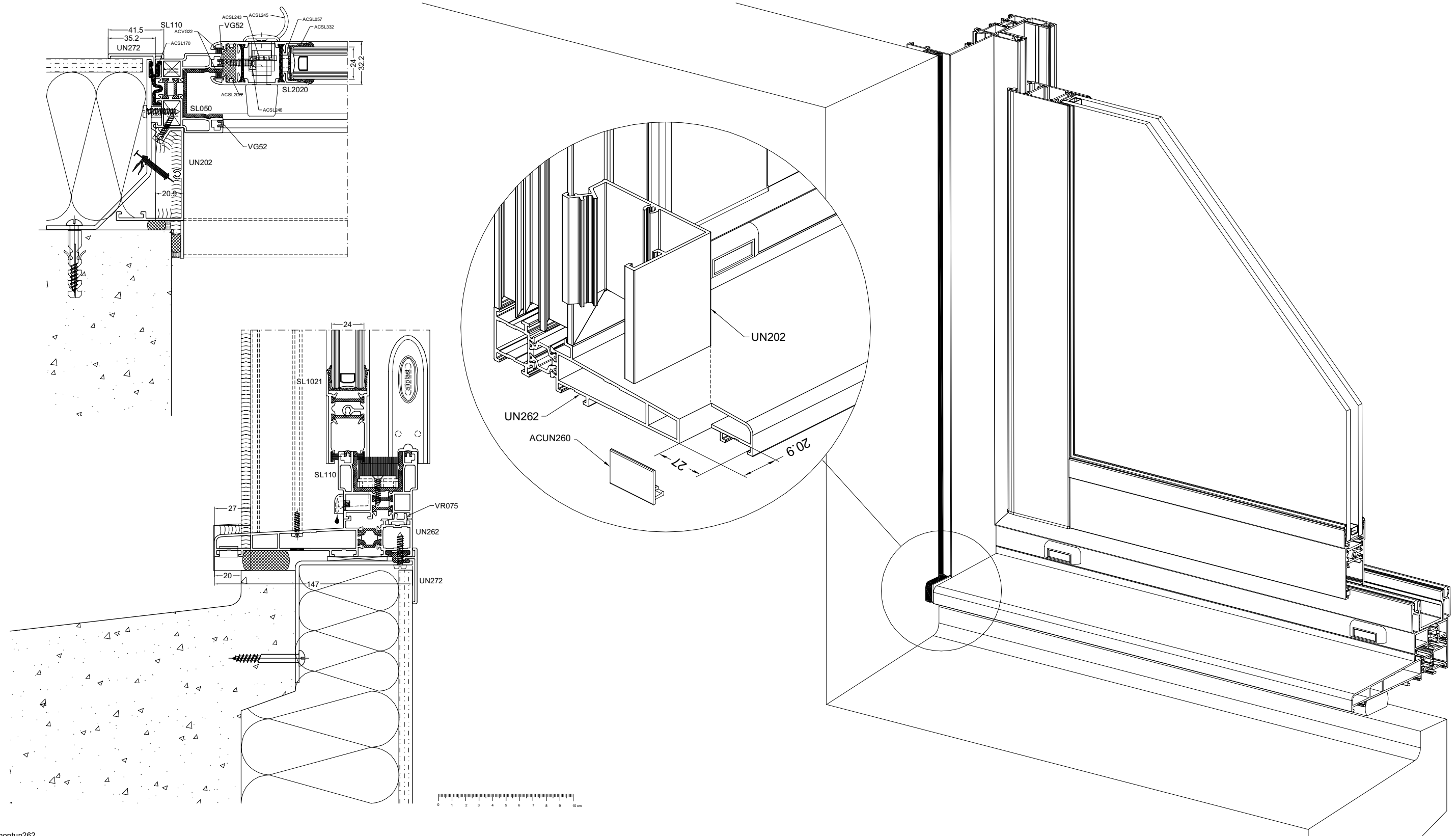
WERKTEKENINGEN - DESSINS DE CONSTRUCTION - KONSTRUKTIONZEICHNUNGEN - CONSTRUCTION DRAWINGS



3d

SL + UN
SL + UN
SL + UN
SL + UN




WERKTEKENINGEN - DESSINS DE CONSTRUCTION - KONSTRUKTIONZEICHNUNGEN - CONSTRUCTION DRAWINGS

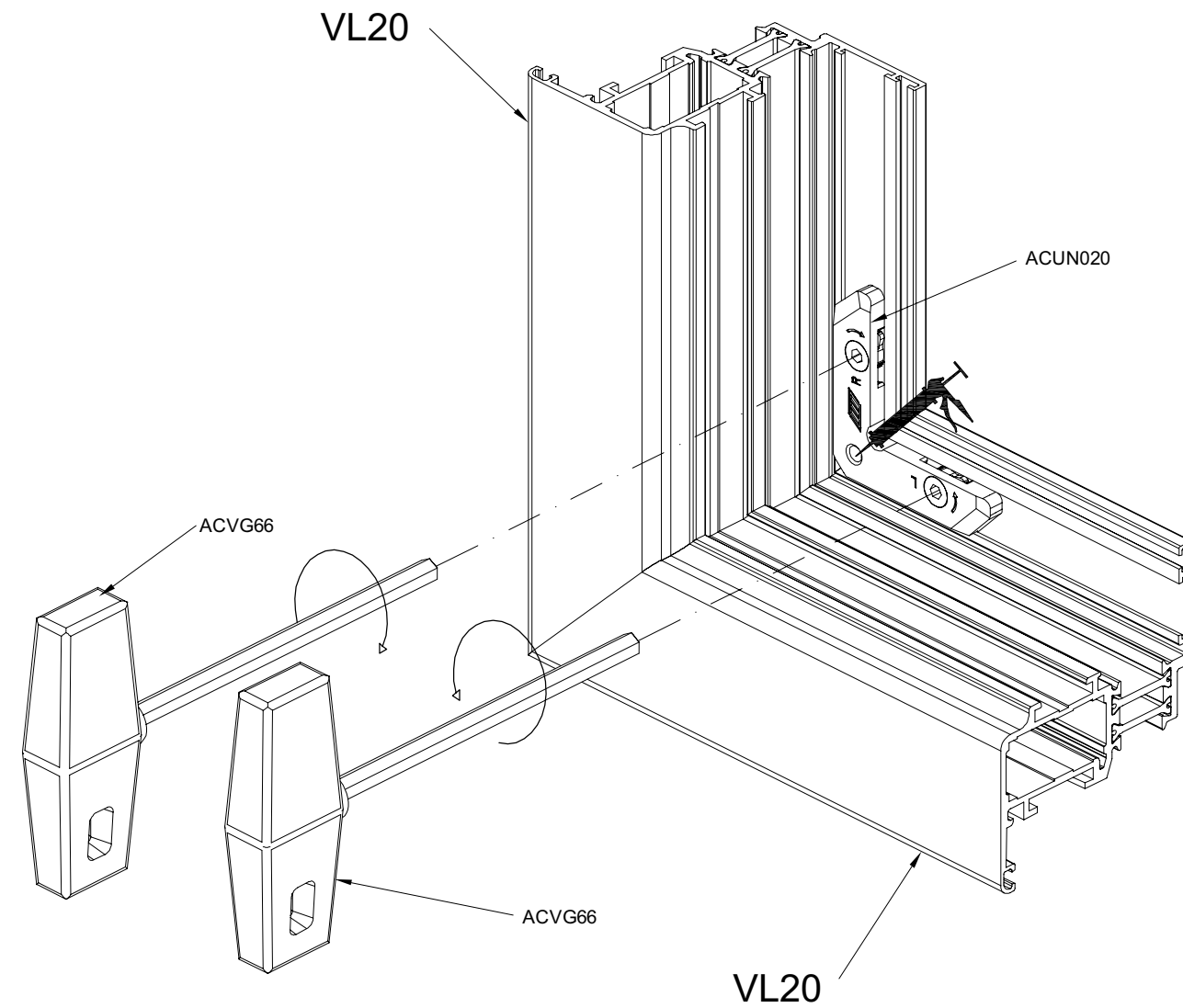


montun262

MONTAGE
MONTAGE
MONTAGE
MONTAGE

WERKTEKENINGEN - DESSINS DE CONSTRUCTION - KONSTRUKTIONZEICHNUNGEN - CONSTRUCTION DRAWINGS

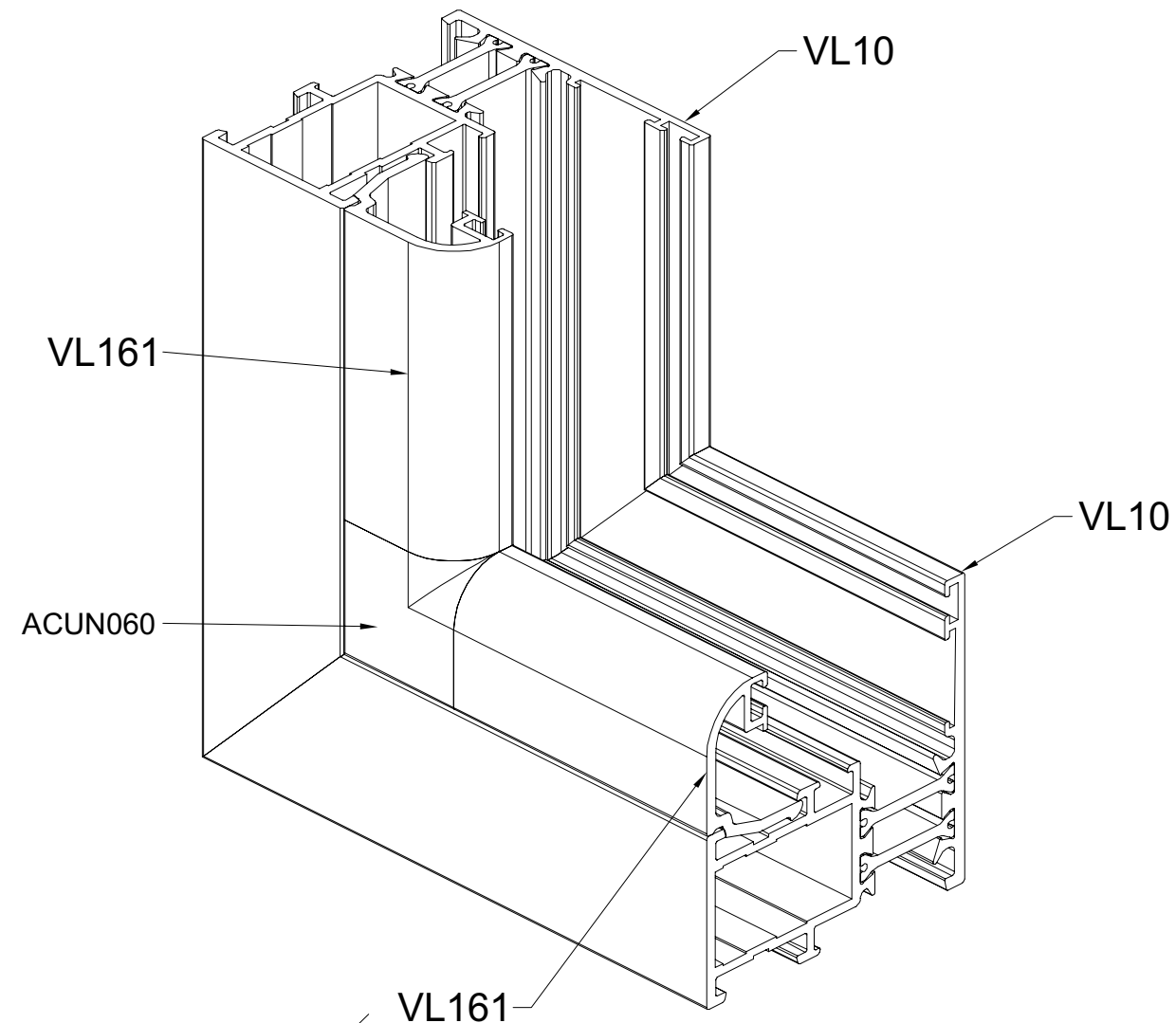
	+		of/ou/oder/or		← OK!!!
Acun020		Acvg131		Acvg131n	
UITSLUITEND MET BUITENRUBBER ACVG131 OF ACVG131N					
UNIQUEMENT AVEC JOINTS EXTERIEURS ACVG131 OU ACVG131N					
AUSSCHLIEßLICH MIT AUßENDICHTUNG ACVG131 ODER ACVG131N					
EXCLUSIVELY WITH OUTSIDE GASKETS ACVG131 AND ACVG131N					



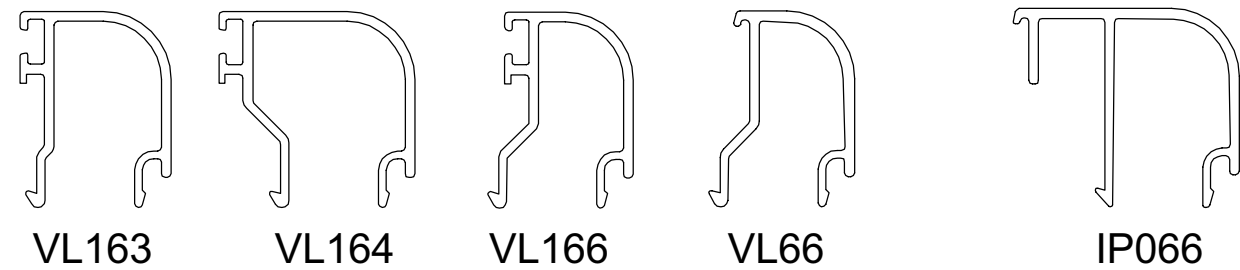
un020

MONTAGE
MONTAGE
MONTAGE
MONTAGE

WERKTEKENINGEN - DESSINS DE CONSTRUCTION - KONSTRUKTIONZEICHNUNGEN - CONSTRUCTION DRAWINGS

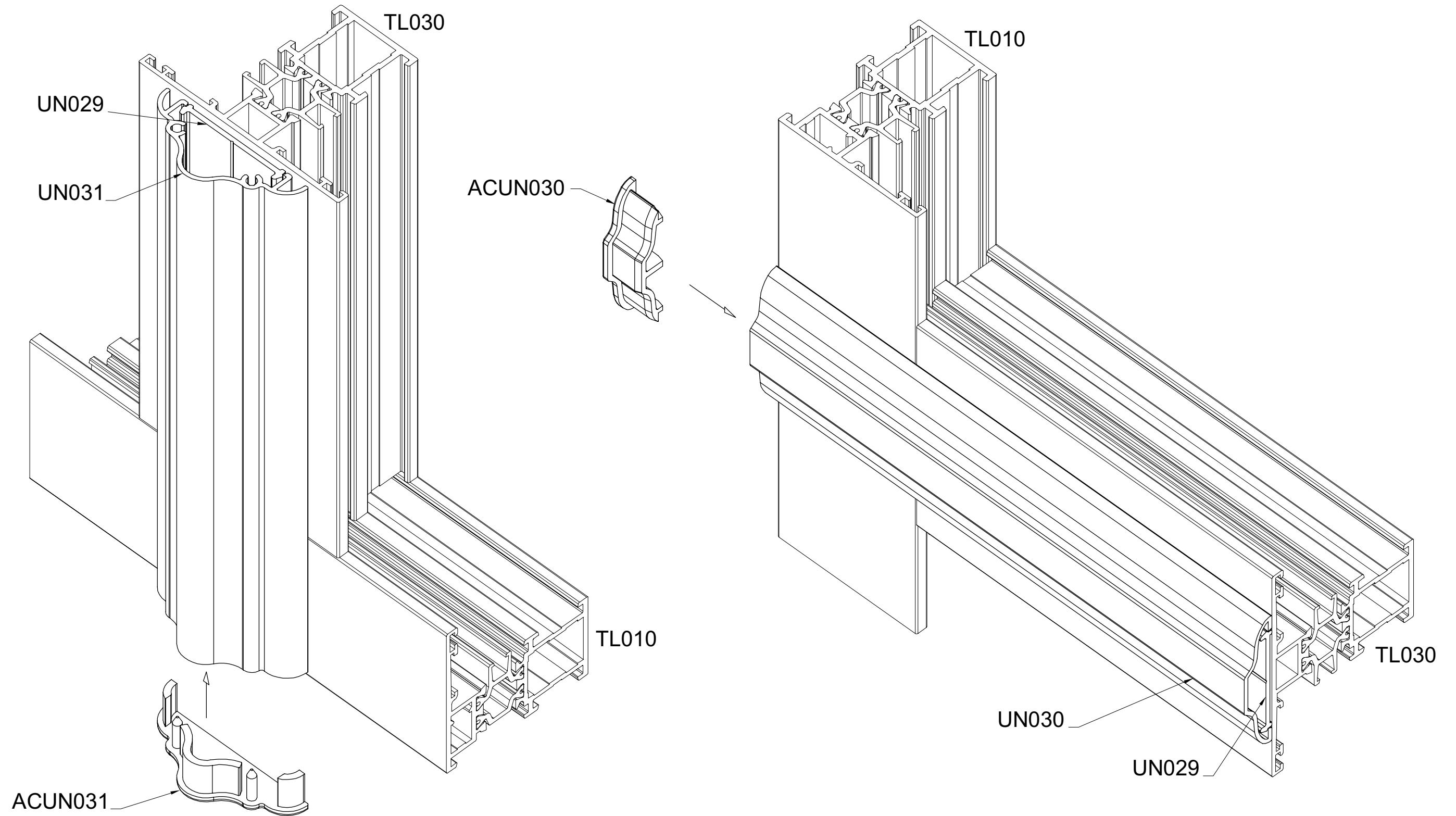


OF-OU-ODER-OR



MONTAGE UN029 + UN031 + ACUN031 EN UN029 + UN030 + ACUN030
 MONTAGE UN029 + UN031 + ACUN031 ET UN029 + UN030 + ACUN030
 MONTAGE UN029 + UN031 + ACUN031 UND UN029 + UN030 + ACUN030
 MONTAGE UN029 + UN031 + ACUN031 AND UN029 + UN030 + ACUN030

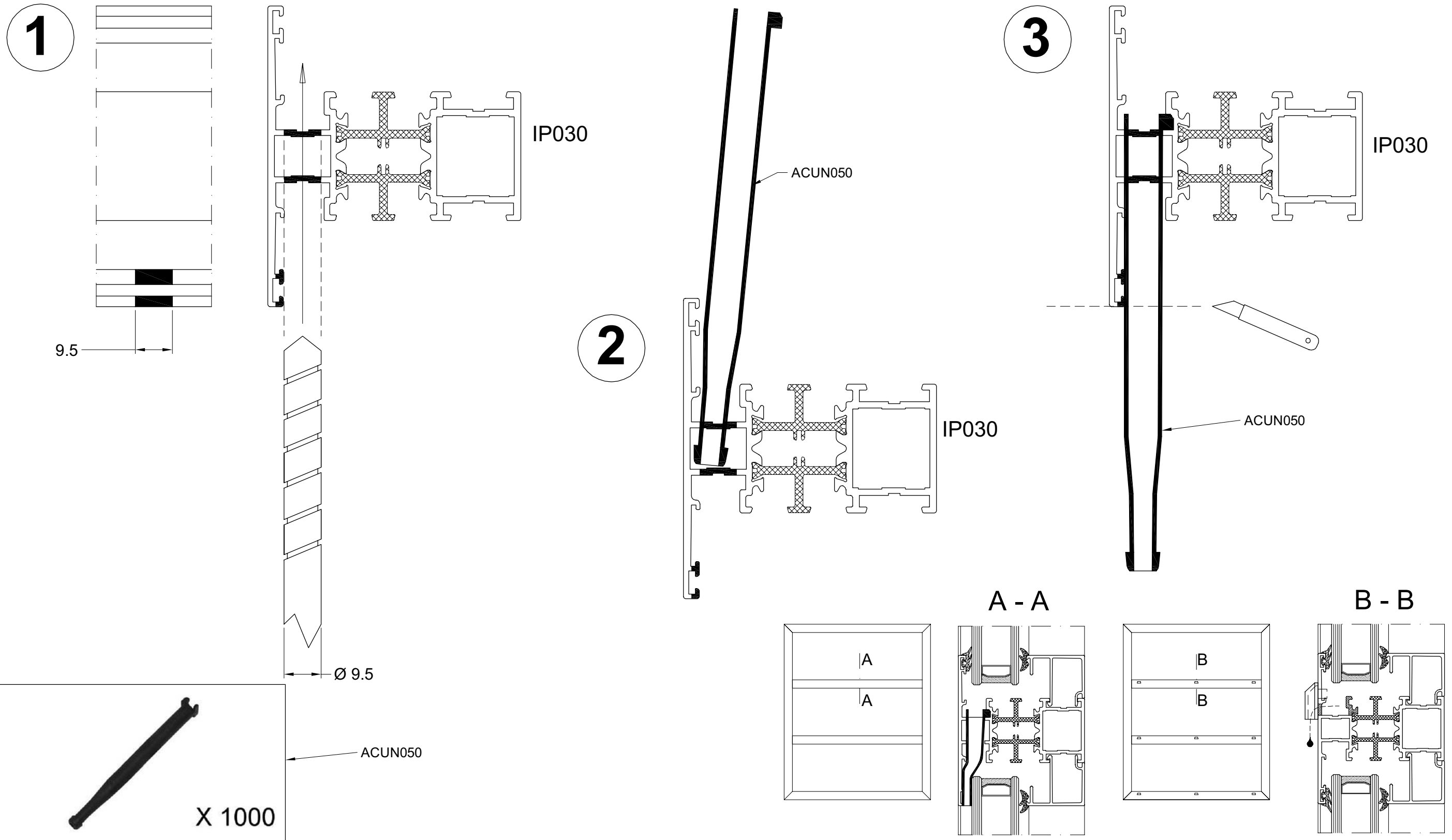
WERKTEKENINGEN - DESSINS DE CONSTRUCTION - KONSTRUKTIONZEICHNUNGEN - CONSTRUCTION DRAWINGS



werkt1

MONTAGE ACUN050
MONTAGE ACUN050
MONTAGE ACUN050
MONTAGE ACUN050

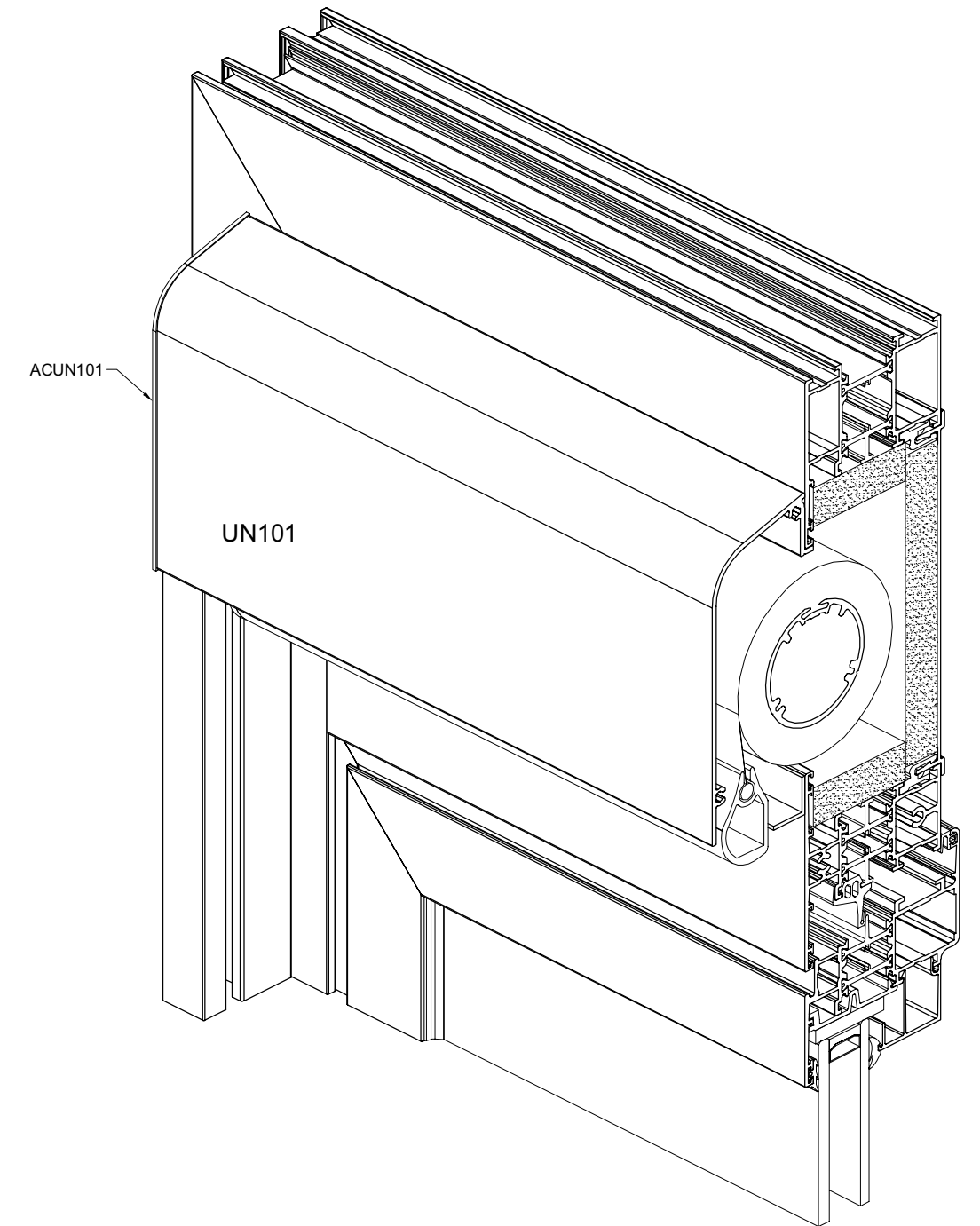
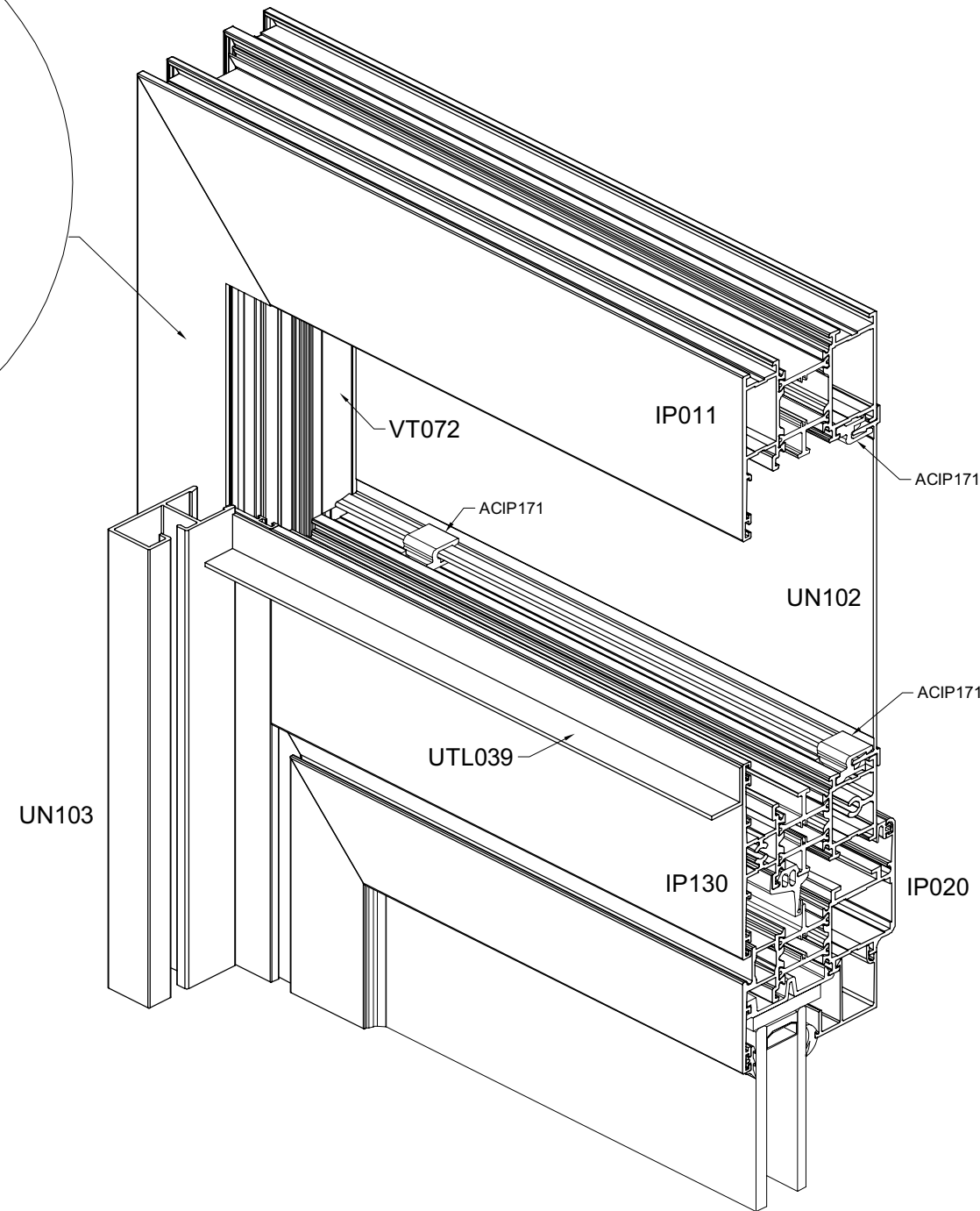
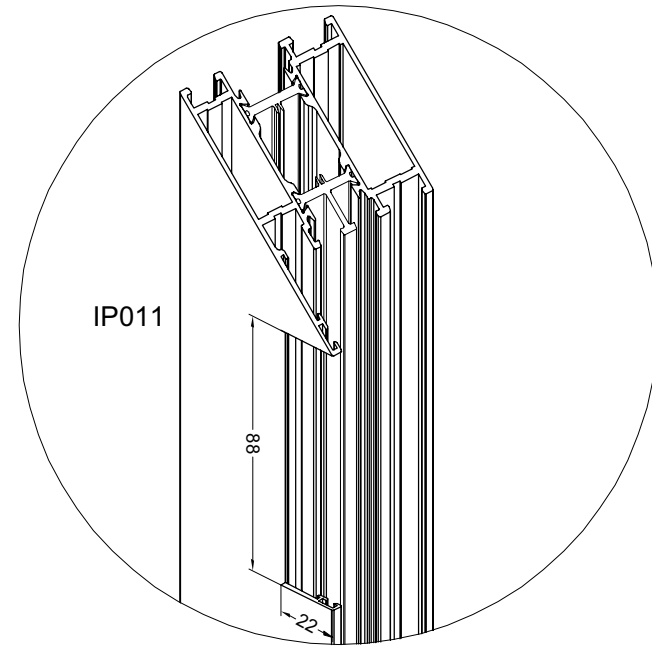
WERKTEKENINGEN - DESSINS DE CONSTRUCTION - KONSTRUKTIONZEICHNUNGEN - CONSTRUCTION DRAWINGS



afwatering

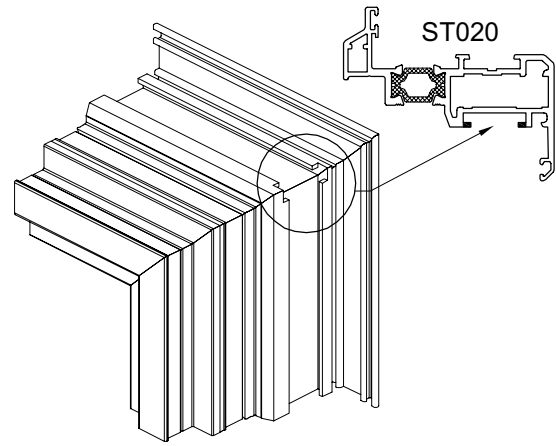
MONTAGE ROLLUIK
MONTAGE STORE
MONTAGE ROLLADEN
MONTAGE SHUTTER

WERKTEKENINGEN - DESSINS DE CONSTRUCTION - KONSTRUKTIONZEICHNUNGEN - CONSTRUCTION DRAWINGS



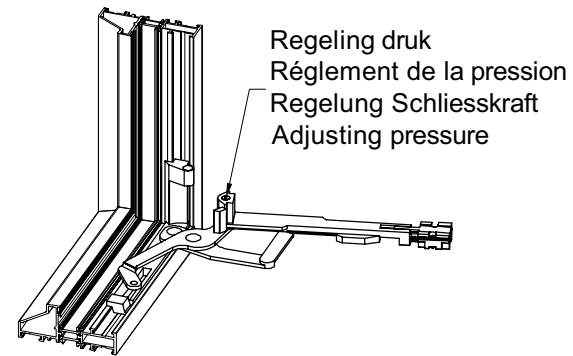
MONTAGE VERDOKEN SCHARNIER
MONTAGE CHARNIERE INVISIBLE
MONTAGE UNSICHTBAR SCHARNIER
MONTAGE INVISIBLE HINGE

WERKTEKENINGEN - DESSINS DE CONSTRUCTION - KONSTRUKTIONZEICHNUNGEN - CONSTRUCTION DRAWINGS

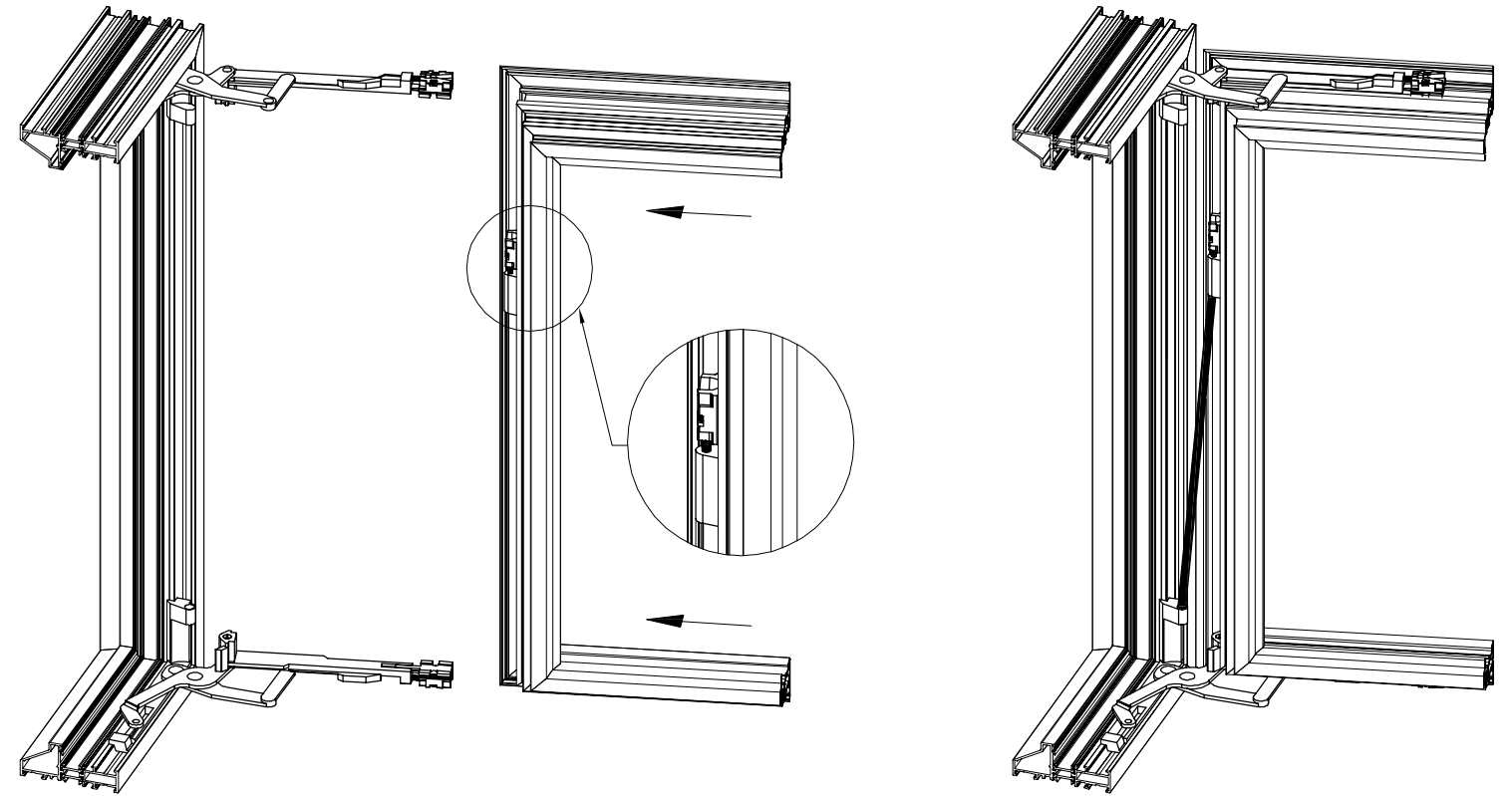


Maximaal vleugelgewicht
Poids max du vantail
Maximales Flügelgewicht
Max. weight sash

80kg

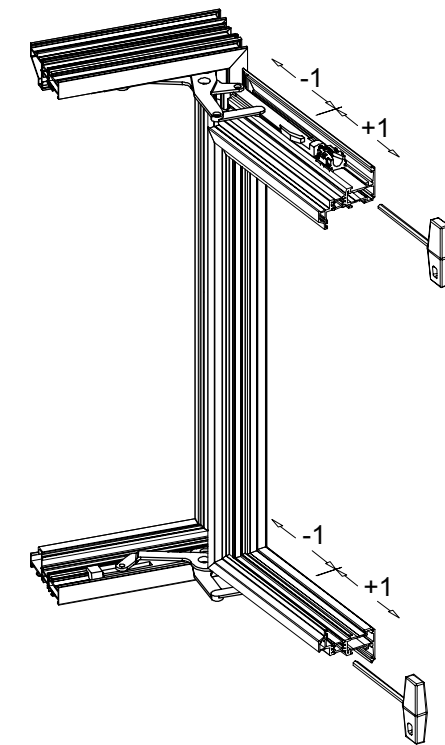
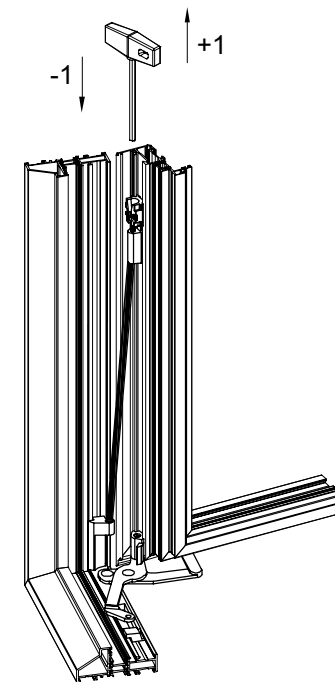
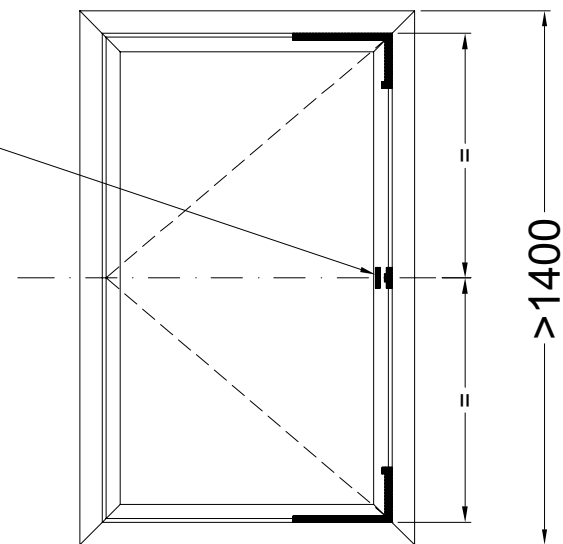
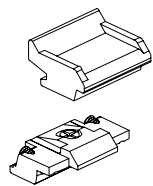


Regeling druk
Réglement de la pression
Regelung Schliesskraft
Adjusting pressure



ACUN042

Extra sluitpunt
Point de verrouillage supplémentaire
Mittelverschluss
Supplementary locking point



SCHARNIER ACUN400 EN ACUN402
CHARNIERE ACUN400 ET ACUN402
SCHARNIER ACUN400 UND ACUN402
HINGE ACUN400 AND ACUN402

WERKTEKENINGEN - DESSINS DE CONSTRUCTION - KONSTRUKTIONZEICHNUNGEN - CONSTRUCTION DRAWINGS

