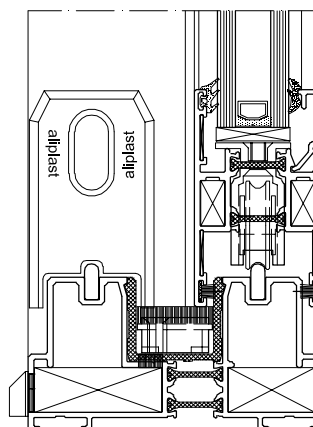


visoglide

26/3/2008

SCHUIFRAMEN EN -DEUREN
FENETRES ET PORTES COULISSANTES
SCHIEBEFENSTER UND SCHIEBETUREN
SLIDING WINDOWS AND SLIDING DOORS



VGa	PROFIELEN _____ P. 15 PROFILS PROFILE PROFILES
VGb	TOEBEHOREN _____ P. 35 ACCESSOIRES ZUBEHORTEILE ACCESSORIES
VGc	DOORSNEDEN _____ P. 71 COUPES SCHNITT SECTIONS
VGd	STATICA _____ P. 139 STATIQUE STATIK STATICS
VGe	ZAAGTABELLEN _____ P. 143 TABLES DE SCIAGES ZUSCHNITT-TABELLEN SAWING TABLES
VGf	WERKTEKENINGEN _____ P. 159 DESSINS DE CONSTRUCTION KONSTRUKTIONZEICHNUNGEN CONSTRUCTION DRAWINGS

AFKORTINGEN / ABBREVIATIONS / ABKURZUNGEN / ABBREVIATIONS

BR = BRUT - BRUT - ROH - BRUT

AN = GEANODISEERD - ANODISE - ELOXIERT - ANODISED

AN (■) = GELAKT - LAQUE - LACKIERT - LACQUERED -- RAL9006M

KL = STANDAARDKLEUREN - COULEURS STANDARDS - BASIS FARBEN - BASIC COLORS

GS = SPECIAAL GEMOFFELD - LAQUE SPECIAL - SPECIALFARBE - SPECIAL COLOR

Z = ZWART - NOIR - SCHWARZ - BLACK

W = WIT - BLANC - WEISS - WHITE

De tekeningen die voorgesteld zijn op schaal 1:1, kunnen kleine maatafwijkingen vertonen, te wijten aan de reproductietechniek van deze catalogoog.

Les dessins représentés à l'échelle 1 peuvent avoir de légères variations dimensionnelles dues aux techniques de reproduction de ce catalogue.

Die Zeichnungen im Maßstab 1:1 können aus technischen Reproduktionsgründen leichte Messungsschwankungen darstellen.

The drawings represented on a scale 1 basis may have light dimensional variations due to the reproduction of the manual.

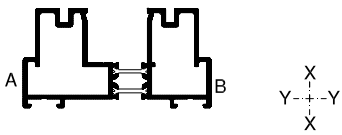
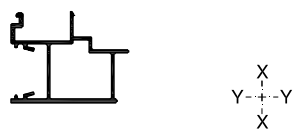

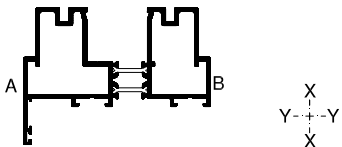

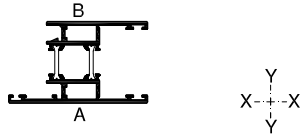

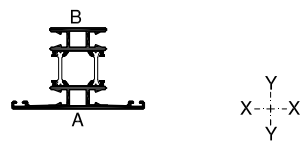
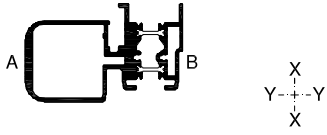
KOZIJNEN SCHUIFDEUREN _____	P. 15
DORMANTS COULISSANTS RAHMEN SCHIEBETUREN OUTER FRAMES SLIDING DOORS	
TUSSENREGELS _____	P. 18
TRAVERS SPROSSENPROFIELEN TRANSOMS	
VLEUGELPROFIELEN _____	P. 19
OUVRANTS FLUGELPROFIELEN VENT PROFILES	
MIDDENSTIJL _____	P. 20
PROFIL CHICANE WECHSELPROFIL CHICANE	
TUSSENSTIJL _____	P. 22
MAUCLAIR DICHTUNGSPROFIL MIDDLE POST	
DORPELPROFIEL _____	P. 23
SEUIL SOLLPROFIL SILL MEMBER	
VERSTELBARE HOEK _____	P. 24
COIN REGLABLE WINKEL VERSTELLBAR ANGLE REGULABLE	
VERSTEVIIGINGSPROFIEL _____	P. 27
PROFIL DE RENFORCEMENT VERSTAERKUNGSPROFIL REINFORCING PROFILE	
GLASLATTEN _____	P. 28
LATTES A VITRAGE GLASLEISTE GLAZING BEADS	
OPZETPROFIELEN _____	P. 30
PROFILS REHAUSSEMENT ERHOHUNG PROFILE TRANSOM	
DIVERSE PROFIELEN _____	P. 31
PROFILS DIVERS DIVERS PROFILES VARIED PROFILES	

SCHUIFRAMEN _____	P. 71
FENETRES COULISSANTES SCHIEBEFENSTERS SLIDINGWINDOWS	
INBRAAKWERENDE SCHUIFDEUR _____	P. 111
PORTE COULISSANTE ANTI-EFFRACTION ENBRUCHWERENDE SCHIEBETUREN ANTI-BURGLARY SLIDING DOORS	
NIET THERMISCH SCHUIFRAAM _____	P. 119
NON THERMIQUE FENETRE COULISSANTE OHNE THERMISCHE TRENNUNG SCHIEBEFENSTER WITHOUT THERMAL BREAK SLIDING WINDOW	
HEFSCHUIFDEUR _____	P. 127
LEVANT COULISSANT HEBESCHIEBETUR SLIDING PATIODOOR	
GLASTABEL _____	P. 138
TABLE DE VITRAGE BEGLAZUNG TABEL GLAZING TABLE	

- 2 VLEUGELIG SCHUIFRAAM _____ P. 143
FENETRE COULISSANTE 2 VANTAUX
SCHIEBEFENSTER 2 FLUGEL
DOUBLE SLIDING WINDOW
- 3 VLEUGELIG SCHUIFRAAM _____ P. 145
FENETRE COULISSANTE 3 VANTAUX
SCHIEBEFENSTER 3 FLUGEL
SLIDING WINDOW WITH 3 PANELS
- 3 VLEUGELIG SCHUIFRAAM - TYPE 1 _____ P. 146
FENETRE COULISSANTE 3 VANTAUX - TYPE 1
SCHIEBEFENSTER 3 FLUGEL - TYPE 1
SLIDING WINDOW WITH 3 PANELS - TYPE 1
- 3 VLEUGELIG SCHUIFRAAM - TYPE 2 _____ P. 148
FENETRE COULISSANTE 3 VANTAUX - TYPE 2
SCHIEBEFENSTER 3 FLUGEL - TYPE 2
SLIDING WINDOW WITH 3 PANELS - TYPE 2
- 4 VLEUGELIG SCHUIFRAAM _____ P. 150
FENETRE COULISSANTE 4 VANTAUX
SCHIEBEFENSTER 4 FLUGEL
SLIDING WINDOW WITH 4 PANELS
- 5 VLEUGELIG SCHUIFRAAM _____ P. 152
FENETRE COULISSANTE 5 VANTAUX
SCHIEBEFENSTER 5 FLUGEL
SLIDING WINDOW WITH 5 PANELS
- 6 VLEUGELIG SCHUIFRAAM _____ P. 153
FENETRE COULISSANTE 6 VANTAUX
SCHIEBEFENSTER 6 FLUGEL
SLIDING WINDOW WITH 6 PANELS
- 2 VLEUGELIGE HEFSCHUIFDEUR _____ P. 155
LEVANT COULISSANTE 2 VANTAUX
SCHIEBETUR 2 FLUGEL
DOUBLE LIFT SLIDING DOOR
- 3 VLEUGELIGE HEFSCHUIFDEUR _____ P. 156
LEVANT COULISSANTE 3 VANTAUX
SCHIEBETUR 3 FLUGEL
LIFT SLIDING DOOR WITH 3 PANELS
- 4 VLEUGELIGE HEFSCHUIFDEUR _____ P. 158
LEVANT COULISSANTE 4 VANTAUX
SCHIEBETUR 4 FLUGEL
LIFT SLIDING DOOR WITH 4 PANELS


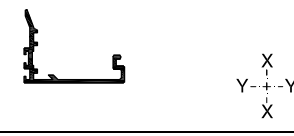
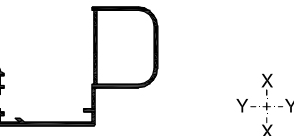






KOPPELINGEN	P. 159
COUPLAGES KUPPLUNGEN COUPLINGS	
VARIABEL HOEKPROFIEL	P. 160
POTEAU D'ANGLE VARIABLE ECKPROFIL VARIABEL CORNER PROFILE	
HOEKEN EN T-VERBINDERS	P. 161
CLAMES ET ASSEMBLAGE-T ECKVERBINDERS UND T-VERBINDERS CORNERS AND CONNECTING BRACKETS	
2 VLEUGELIGE SCHUIFDEUR INBRAAKVERTRAGEND	P. 168
PORTE COULISSANTE 2 VANTAUX ANTI EFFRACTION SCHIEBETUR 2 FLUGEL EINBRUCHHEMEND BURGLARY PROOF DOUBLE SLIDING DOOR	
VLOERAANSLUITING MET VG110	P. 170
RACCORDEMENT SOL AVEC VG110 BODEN ANSCHLUSS LIT VG110 FLOOR CONNECTION WITH VG110	
MONTAGE EN UITSPARING VG31	P. 171
MONTAGE ET ENTAILLE POUR VG31 MONTAGE UND EINBAU FUR VG31 MONTAGE AND EMBEDDING FOR VG31	
INBOUW ACVG275 HEFSCHUIFRAAM	P. 172
MONTAGE ACVG275 VANTAUX COULISSANT MONTAGE ACVG275 HEBESCHIEBETUR MONTAGE ACVG275 LIFT SLIDING DOOR	
ONTWATERING	P. 175
DRAINAGE ENTWASSERUNG DRAINING	
UITSPARINGEN VOOR LOOPWIEL	P. 178
ENTAILLES POUR ROULETTE EINBAU FUR ROLLE EMBEDDING FOR PULLEY	
UITSPARINGEN VOOR HANDGREEP	P. 181
ENTAILLES POUR POIGNEE EINBAU FUR HANDGRIFF EMBEDDING FOR HANDLE	
SLOTEN EN UITSPARINGEN	P. 186
SERRURES ET ENTAILLES SCHLOSSER UND EINBAU LOCKS AND EMBEDDING	

BEWERKING VG10 MET VG12 _____ P. 197USINAGES VG10 AVEC VG11
BEARBEITUNG VG10 MIT VG11
MACHINING VG10 WITH VG11**MONTAGE ACSG023 / ACSG024** _____ P. 198MONTAGE ACSG023 / ACSG024
MONTAGE ACSG023 / ACSG024
MONTAGE ACSG023 / ACSG024**GLASTABEL** _____ P. 199TABLE DE VITRAGE
VERGLAZUNGSHINWEISE
GLAZING TABLE










NUMMER NUMERO NUMBER	AFBEELDING IMAGE BILD PICTURE	BLAD PAGE SEITE PAGE	OMTREK PERIM. UMRIB PERIM. mm	MECH. MEC. MECH. MEC. mm	lx (cm4)		ly (cm4)		LENGTE LONG. LANGE LENGTH	VERP. PER EMB. PAR PACK PR.	BR	AN	KL	GS	M1
					Wx (cm3)	Wy (cm3)	Wx (cm3)	Wy (cm3)							
VG10		15	446	176	77.13 15.47	22.29 8.40	2.3 3.5 4.6 7	2	X	X	X	X	X	X	
VG11		31	331.5	70	12.36 3.48	8.65 3.07	6.5	2	X	X	X	X			
VG12		31	109.9	29	-	-	6.5	6	X	X	X	X			
VG13		15	501.7	197	86.84 16.76	27.82 6.40	2.3 3.5 4.6 7	2	X	X	X	X	X		
VG14		31	245.5	54	-	-	2.15 6.5	4	X	X	X	X			
VG20		19	392.8	148	13.44 5.79	13.21 3.42	2.15 3.25 4.35 6.5	2	X	X	X	X	X		
VG21		22	232.1	117	5.18 3.03	5.50 2.20	6.5	2	X	X	X	X	X		
VG22		18	358.3	114	10.63 4.17	8.20 2.34	6.5	2	X	X	X	X	X		
VG23		22	396.5	218	56.93 12.65	15.30 5.61	6.5	1	X	X	X	X	X		

BR = BRUT - BRUT - ROH - BRUT
AN = ANODISATIE - ANODISE - ELOXIERT - ANODISED
KL = STANDAARDKLEUREN - COULEUR STANDARD - BASIS FARBEN - BASIC COLORS
GS = GEMOFFELD SPECIAAL - LAQUE SPECIAL - SPECIALFARBE - SPECIAL COLOR
M1 = BICOLOR - BICOLOR - BICOLOR - BICOLOR

A = BUITEN - EXTERIEUR - AUSSEN - OUTSIDE
B = BINNEN - INTERIEUR - INNEN - INSIDE

NUMMER NUMERO NUMBER	AFBEELDING IMAGE BILD PICTURE	BLAD PAGE SEITE PAGE	OMTREK PERIM. UMRIB PERIM. mm	MECH. MEC. MECH. MEC. mm	Ix (cm4)		Iy (cm4)		LENGTE LONG. LANGE LENGTH	VERP. PER EMB. PAR PACK PR.	BR	AN	KL	GS	M1
					Wx (cm3)	Wy (cm3)	Wx (cm3)	Wy (cm3)							
VG25		27	316.4	192	38.44	12.25	9.96	4.33	5.4	2	X	X	X	X	
VG30		20	258.8	117	8.58	2.56	2.60	0.88	4.6 7	2	X	X	X	X	
VG31		20	407	239	43.65	21.70	9.37	5.85	6.5	2	X	X	X	X	
VG32		33	160.3	98	-	-	-	-	5.4	10	X	X	X	X	
VG33		33	160	53,5	-	-	-	-	5.4	10	X	X	X	X	
VG40		28	73	27	-	-	-	-	6.5	10	X	X	X	X	
VG41		28	90.1	31	-	-	-	-	6.5	10	X	X	X	X	
VG42		28	98.6	35	-	-	-	-	6.5	10	X	X	X	X	
VG43		29	110.1	41	-	-	-	-	6.5	10	X	X	X	X	

BR = BRUT - BRUT - ROH - BRUT
AN = ANODISATIE - ANODISE - ELOXIERT - ANODISED
KL = STANDAARDKLEUREN - COULEUR STANDARD - BASIS FARBEN - BASIC COLORS
GS = GEMOFFELD SPECIAAL - LAQUE SPECIAL - SPECIALFARBE - SPECIAL COLOR
M1 = BICOLOR - BICOLOR - BICOLOR - BICOLOR

NUMMER NUMERO NUMBER	AFBEELDING IMAGE BILD PICTURE	BLAD PAGE SEITE PAGE	OMTREK PERIM. UMRIB PERIM. mm	MECH. MEC. MEC. mm	Ix (cm4)		LENGTE LONG. LANGE LENGTH	VERP. PER EMB. PAR PACK PR.	BR	AN	KL	GS	M1
					Wx (cm3)	Wy (cm3)							
VG44		29	118.1	44	-	-	6.5	6	X	X	X	X	
VG45		29	126.1	49	-	-	6.5	6	X	X	X	X	
VG50		32	-	-	-	-	7	-					
VG51		33	-	-	-	-	6.5	-					
VG52		32	-	-	-	-	6.5	-					
VG53A		32	31.3	-	-	-	6.5	-		X			
VG54		33	-	-	-	-	6.5	-					
VG60		32	-	-	-	-	7	20					
VG90		32	211.9	77	-	-	6.5	6	X	X	X	X	

BR = BRUT - BRUT - ROH - BRUT

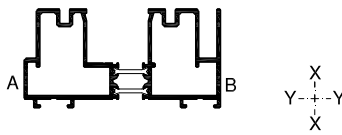
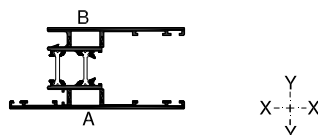
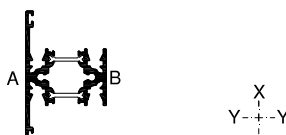


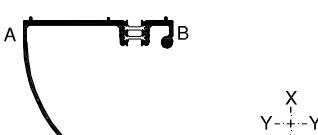
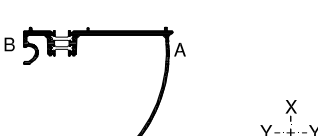
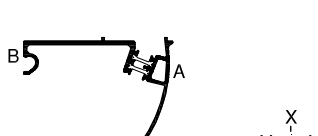
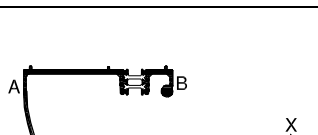
AN = ANODISATIE - ANODISE - ELOXIERT - ANODISED

KL = STANDAARDKLEUREN - COULEUR STANDARD - BASIS FARBEN - BASIC COLORS

GS = GEMOFFELD SPECIAAL - LAQUE SPECIAL - SPECIALFARBE - SPECIAL COLOR

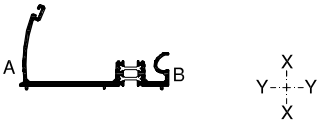
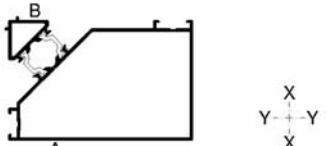
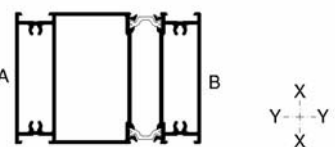
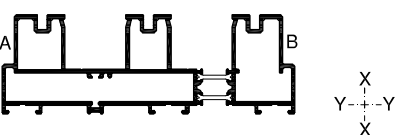
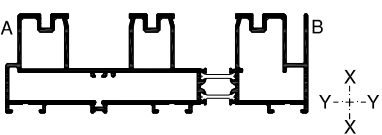


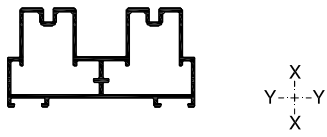
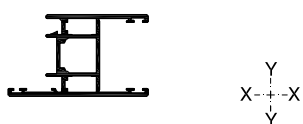
M1 = BICOLOR - BICOLOR - BICOLOR - BICOLOR

A = BUITEN - EXTERIEUR - AUSSEN - OUTSIDE
B = BINNEN - INTERIEUR - INNEN - INSIDE

NUMMER NUMERO NUMBER	AFBEELDING IMAGE BILD PICTURE	BLAD PAGE SEITE PAGE	OMTREK PERIM. UMRIB. PERIM. mm	MECH. MEC. MECH. mm	Ix (cm4)		Iy (cm4)		LENGTE LONG. LANGE LENGTH	VERP. PER EMB. PAR PACK PR.	BR	AN	KL	GS	M1
					Wx (cm3)	Wy (cm3)	Wx (cm3)	Wy (cm3)							
VG110		16	519.3	239,7	96.88	23.74	17.61	9.11	7	2	X	X	X	X	X
VG120		19	513.7	179	17.03	27.94	7.43	5.90	6.5	2	X	X	X	X	X
VG122		18	390.9	108	12.13	8.34	4.82	2.38	6.5	2	X	X	X	X	X
VG130		21	278.5	135	9.09	4.74	2.65	1.31	6.5	2	X	X	X	X	
VG131		21	451.7	260	49.37	32.74	10.67	8.04	6.5	2	X	X	X	X	
VG151		24	480.2	148	69.62	32.63	12.99	4.87	6.5	2	X	X	X	X	X
VG152		24	518.4	145	62.08	35.92	11.44	5.61	6.5	2	X	X	X	X	X
VG153		24	508.1	180	58.29	34.79	9.47	5.56	6.5	2	X	X	X	X	X
VG154		25	407.3	95	64.25	8.90	12.84	1.95	6.5	2	X	X	X	X	X




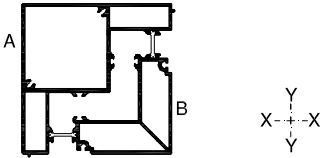
W = WIT-BLANC-WEISS-WHITE
Z = ZWART-NOIR-SCHWARZ-BLACK

BR = BRUT - BRUT - ROH - BRUT
AN = ANODISATIE - ANODISE - ELOXIERT - ANODISED
KL = STANDAARDKLEUREN - COULEUR STANDARD - BASIS FARBEN - BASIC COLORS
GS = GEMOFFELD SPECIAAL - LAQUE SPECIAL - SPECIALFARBE - SPECIAL COLOR
M1 = BICOLOR - BICOLOR - BICOLOR - BICOLOR

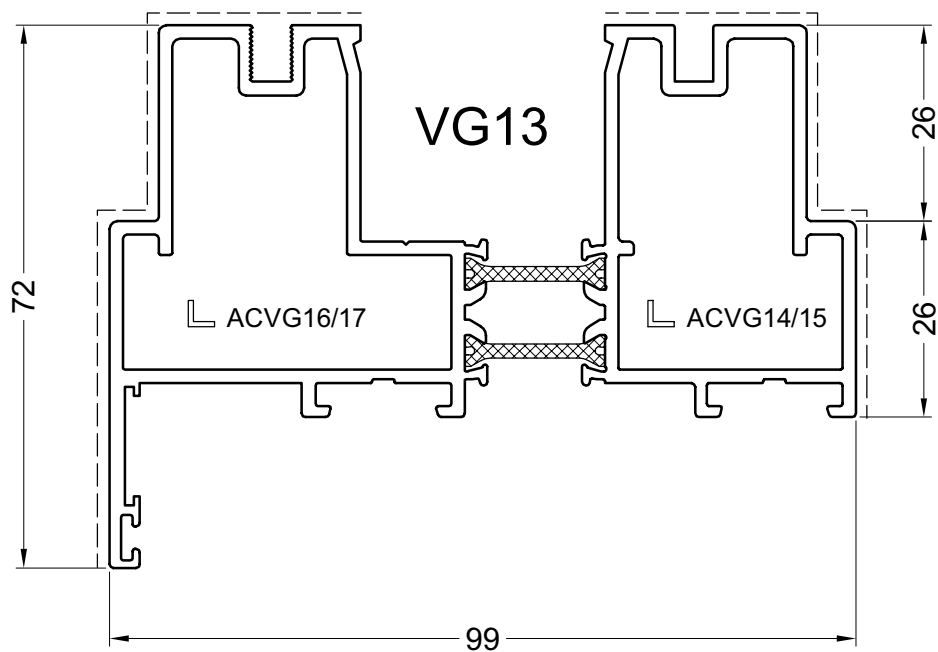
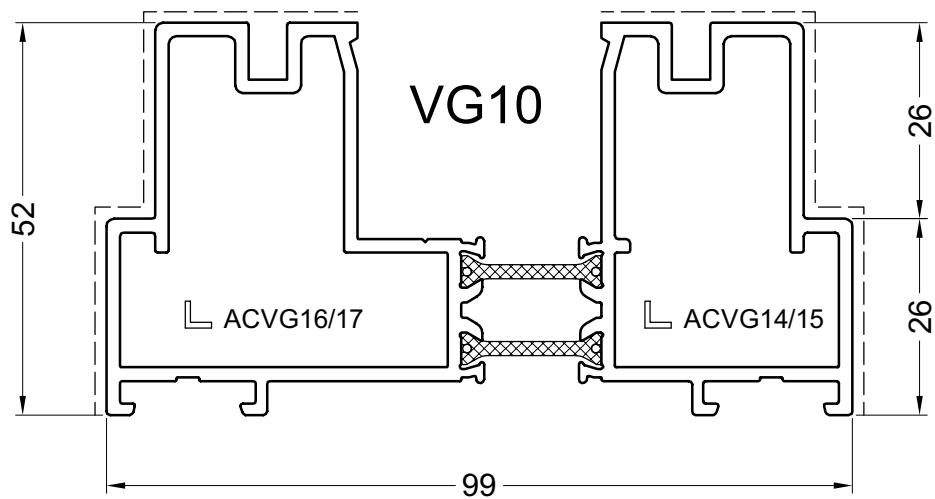
NUMMER NUMERO NUMBER	AFBEELDING IMAGE BILD PICTURE	BLAD PAGE SEITE PAGE	OMTREK PERIM. UMRIB PERIM. mm	MECH. MEC. MECH. MEC. mm	lx (cm4)		ly (cm4)		LENGTE LONG. LANGE LENGTH	VERP. PER EMB. PAR PACK PR.	BR	AN	KL	GS	M1
					Wx (cm3)	Wy (cm3)	Wx (cm3)	Wy (cm3)							
VG155		25	440.9	78	58.50 11.42	9.63 2.26	6.5	2	X	X	X	X	X	X	
VG156		26	440.3	164.2	87.04 16.00	40.49 11.90	6.5	1	X	X	X	X	X	X	
VG176		30	425	141.1	124.14 24.28	66.98 19.14	7	1	X	X	X	X	X	X	
VG210		16	676.6	192,9	277.33 35.20	34.12 12.54	7	1	X	X	X	X	X	X	
VG310		17	744.9	312.3	327.67 40.31	35.73 13.32	7	1	X	X	X	X	X	X	
VG421		28	105	36	-	-	6.5	10	X	X	X	X			
VG557		23	401.5	93.1	58.40 11.55	6.48 3.57	6.5		X	X	X	X	X		
VG810		17	419	281	75.47 15.25	23.30 8.75	6.5	2	X	X	X	X			
VG820		19	384.9	141	13.81 5.95	14.22 3.66	6.5	2	X	X	X	X			

BR = BRUT - BRUT - ROH - BRUT
AN = ANODISATIE - ANODISE - ELOXIERT - ANODISED
KL = STANDAARDKLEUREN - COULEUR STANDARD - BASIS FARBEN - BASIC COLORS
GS = GEMOFFELD SPECIAAL - LAQUE SPECIAL - SPECIALFARBE - SPECIAL COLOR
M1 = BICOLOR - BICOLOR - BICOLOR - BICOLOR

A = BUITEN - EXTERIEUR - AUSSEN - OUTSIDE
B = BINNEN - INTERIEUR - INNEN - INSIDE

NUMMER NUMERO NUMBER	AFBEELDING IMAGE BILD PICTURE	BLAD PAGE SEITE PAGE	OMTREK PERIM. UMRIB PERIM. mm	MECH. MEC. MECH. MEC. mm	Ix (cm4)		Iy (cm4)		LENGTE LONG. LANGE LENGTH	VERP. PER EMB. PAR PACK PR. PACK PR.	BR	AN	KL	GS	M1
					Wx (cm3)	Wy (cm3)	Wx (cm3)	Wy (cm3)							
VG830		20	291	133	9.38	5.25	2.68	1.56	6.5	2	X	X	X	X	
SR014		31	110	28,5	-	-	-	-	3.5 7	10	X	X	X	X	
UTL061		31	80	-	-	-	-	-	6	5	X	X	X	X	
VL155		25	476.7	317	157.55	157.55	30.82	30.82	4.7	1	X	X	X	X	X

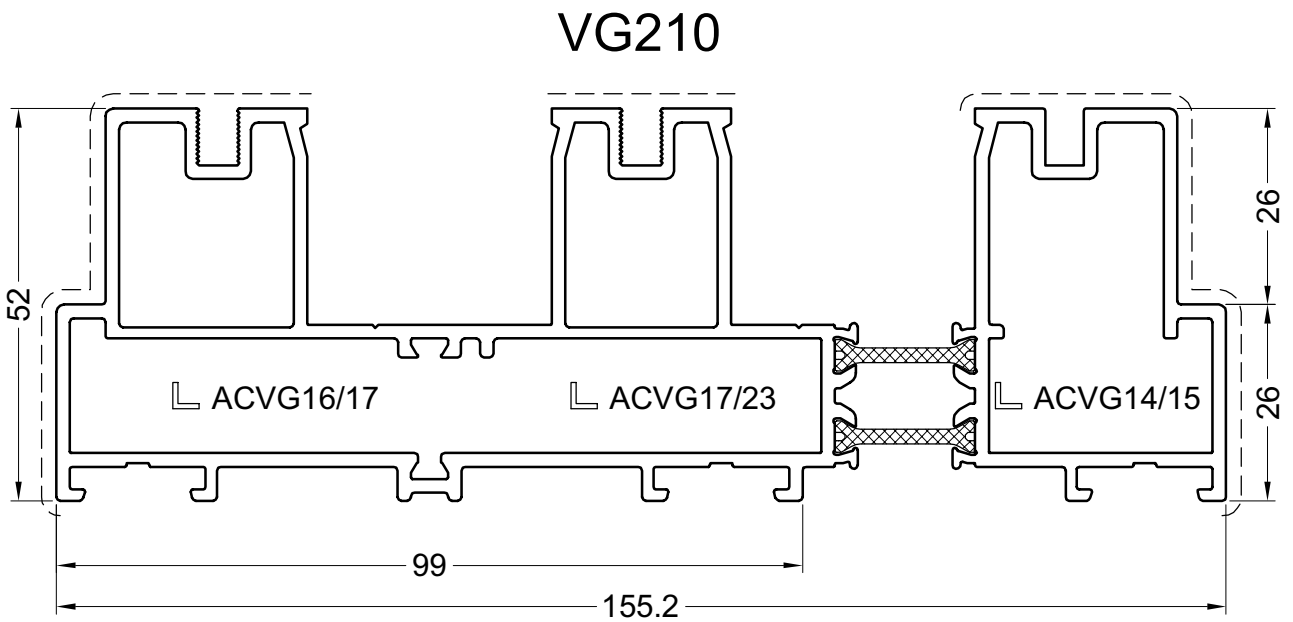
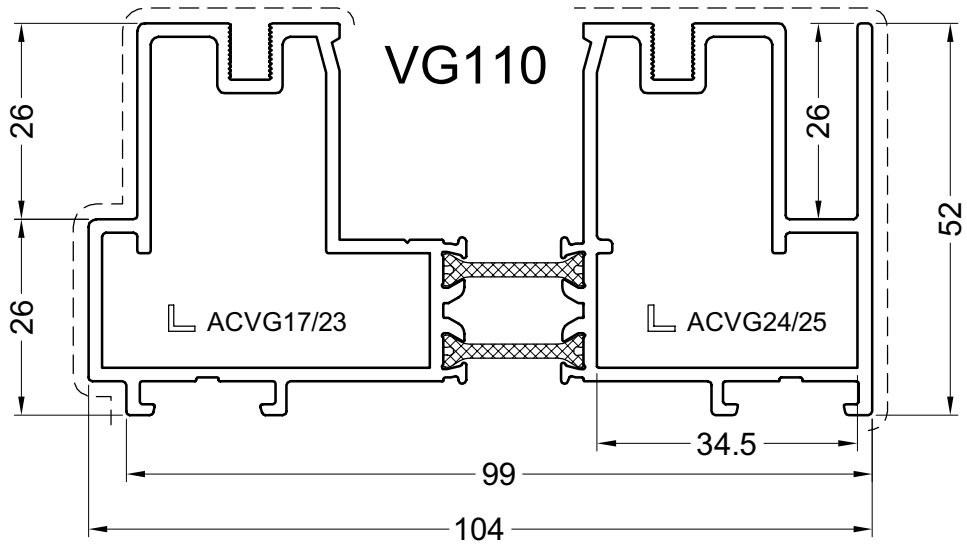
BR = BRUT - BRUT - ROH - BRUT
 AN = ANODISATIE - ANODISE - ELOXIERT - ANODISED
 KL = STANDAARDKLEUREN - COULEUR STANDARD - BASIS FARBEN - BASIC COLORS
 GS = GEMOFFELD SPECIAAL - LAQUE SPECIAL - SPECIALFARBE - SPECIAL COLOR
 M1 = BICOLOR - BICOLOR - BICOLOR - BICOLOR



pag_a01

Primaire zichtbare zijde
Face visible primaire
Primär sichtbare Seite
Primary visible side

Secundaire zichtbare zijde
Face visible secondaire
Secondär sichtbare Seite
Secondary visible side

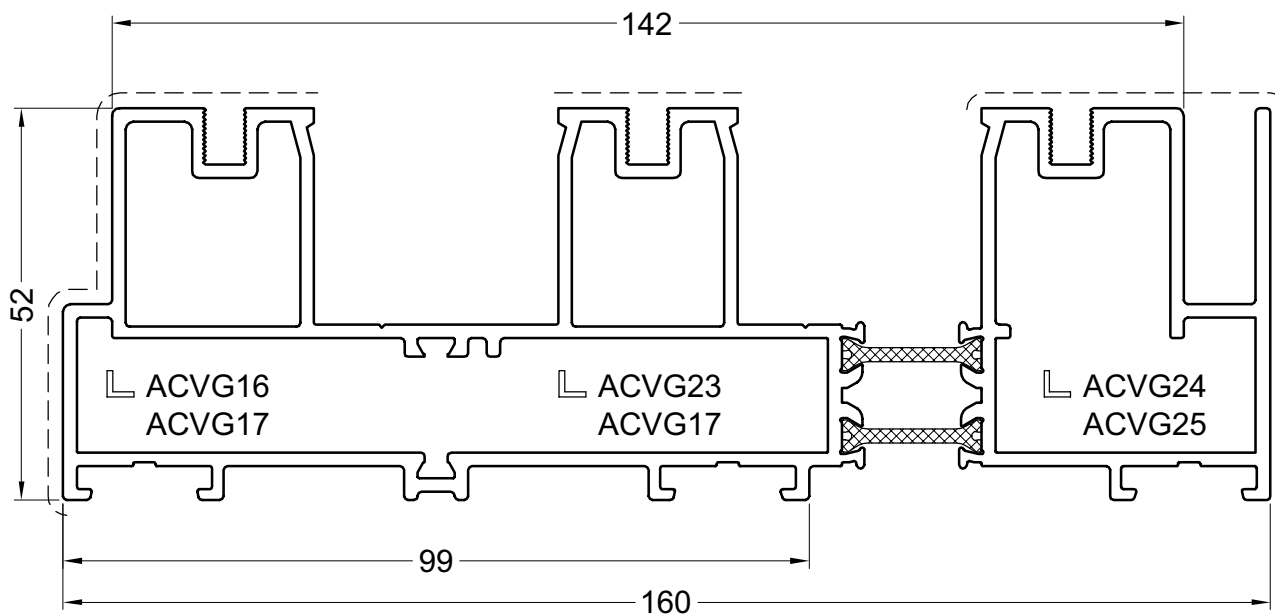


pag_a01b

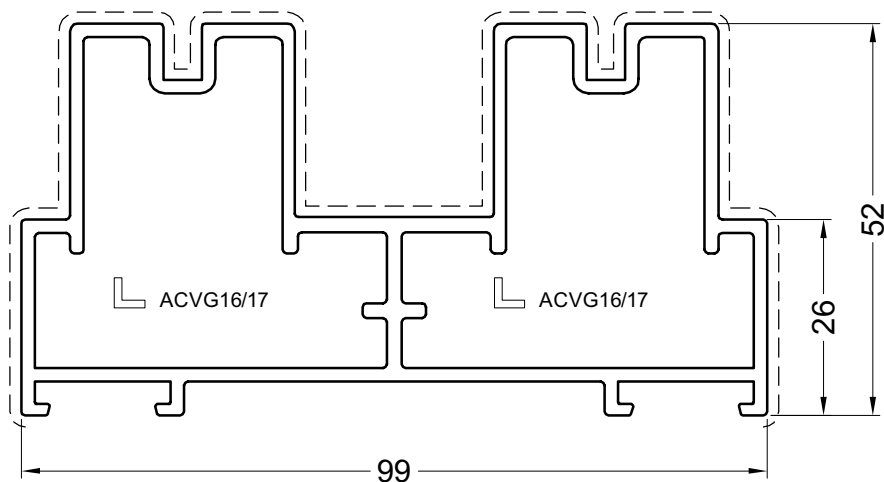
Primaire zichtbare zijde
Face visible primaire
Primär sichtbare Seite
Primary visible side

Secundaire zichtbare zijde
Face visible secondaire
Secondär sichtbare Seite
Secondary visible side

VG310



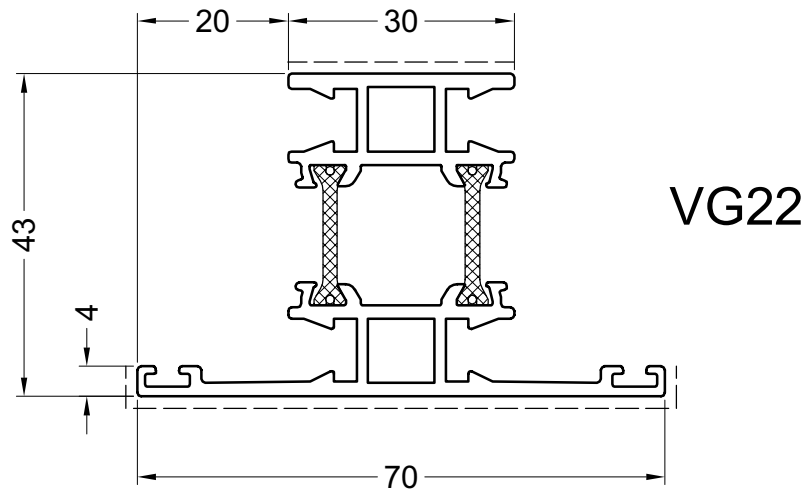
VG810



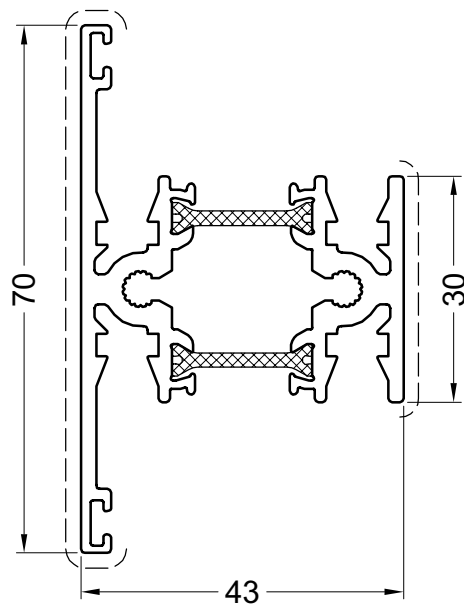
pag_a01c

Primaire zichtbare zijde
Face visible primaire
Primär sichtbare Seite
Primary visible side

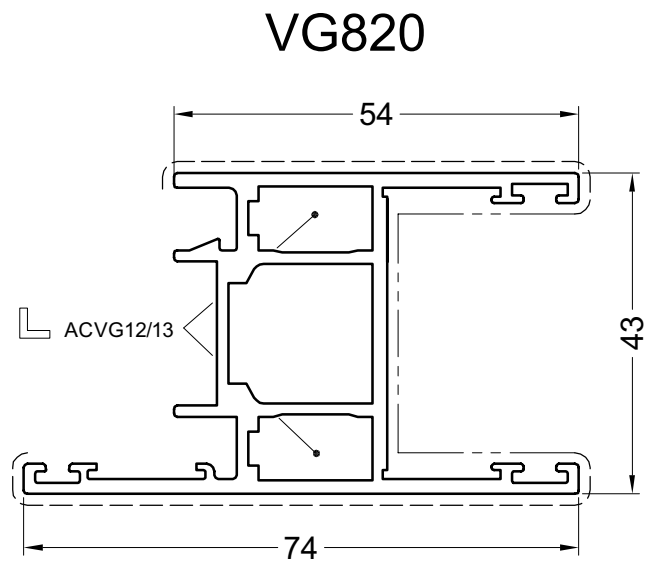
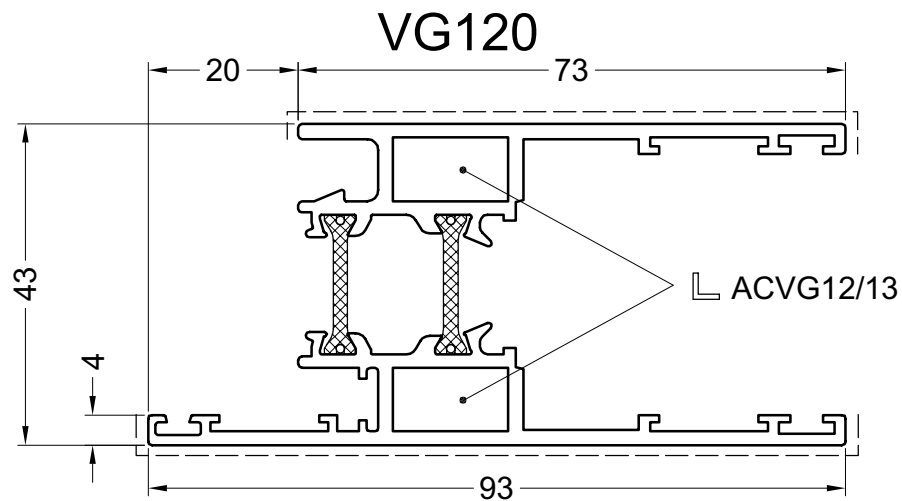
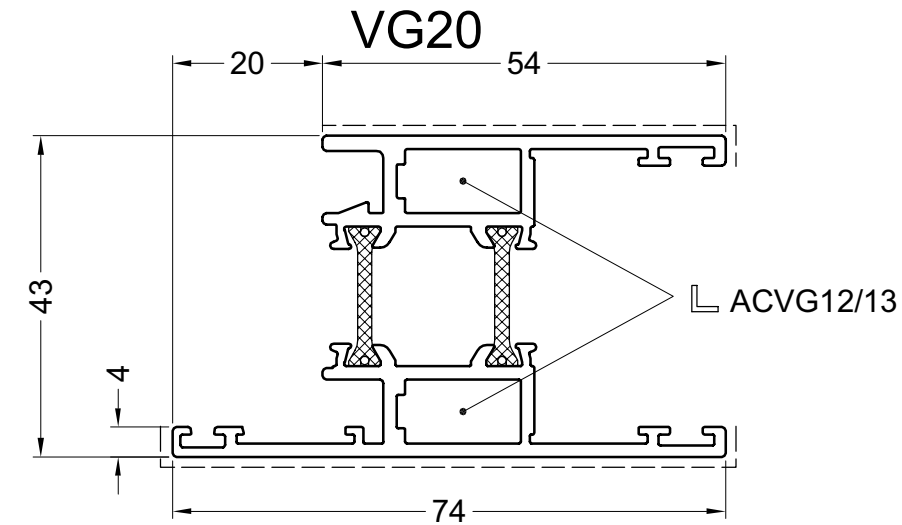
Secundaire zichtbare zijde
Face visible secondaire
Secondär sichtbare Seite
Secondary visible side



VG22



VG122



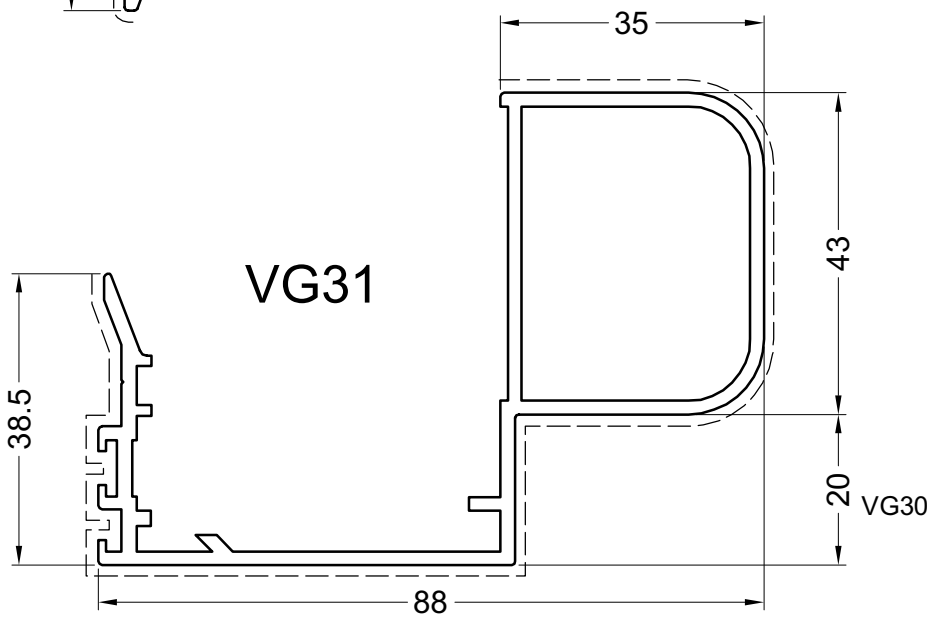
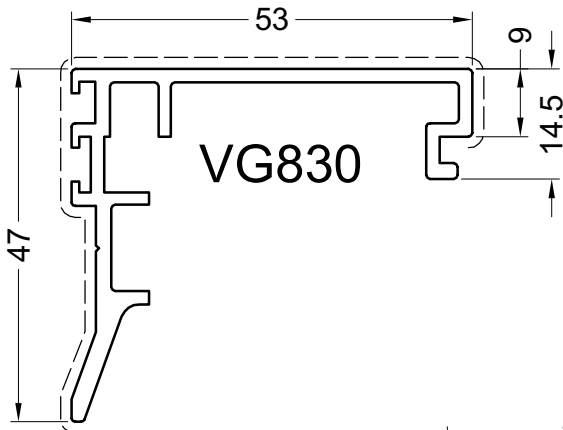
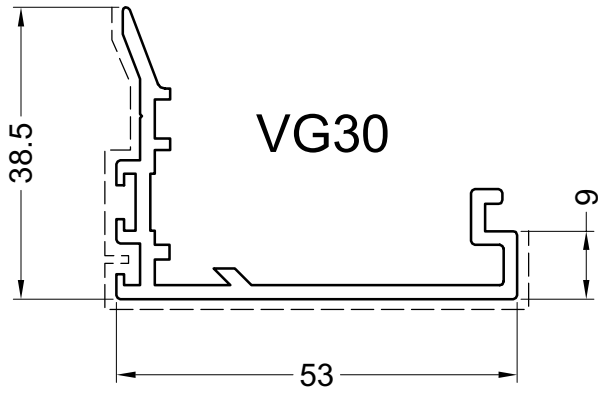
pag_a03

Primaire zichtbare zijde
Face visible primaire
Primär sichtbare Seite
Primary visible side

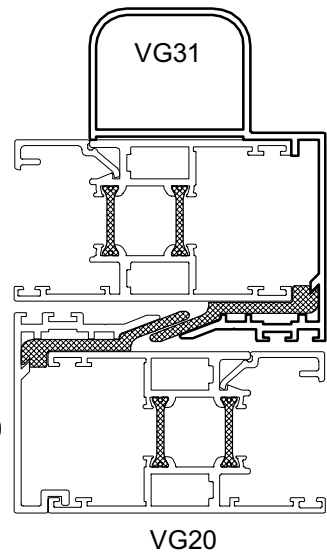
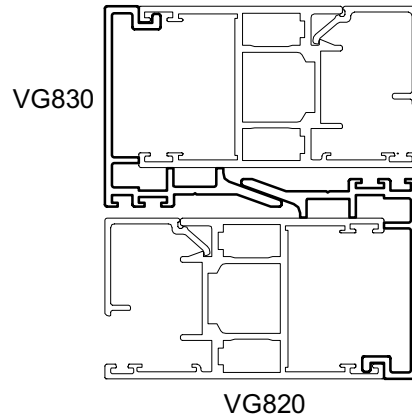
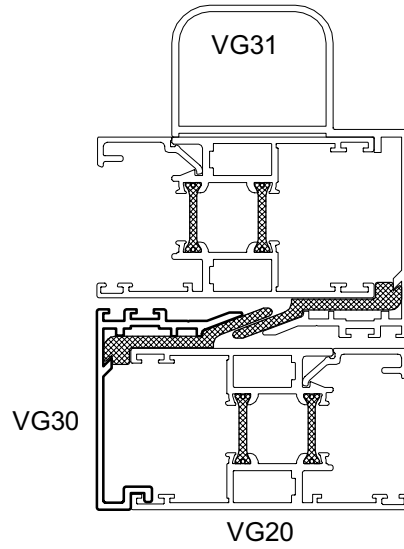
Secundaire zichtbare zijde
Face visible secondaire
Secondär sichtbare Seite
Secondary visible side

MIDDENSTIJL
PROFIL CHICANE
WECHSELPROFIL
CHICANE

PROFIELEN - PROFILS - PROFILE - PROFILS

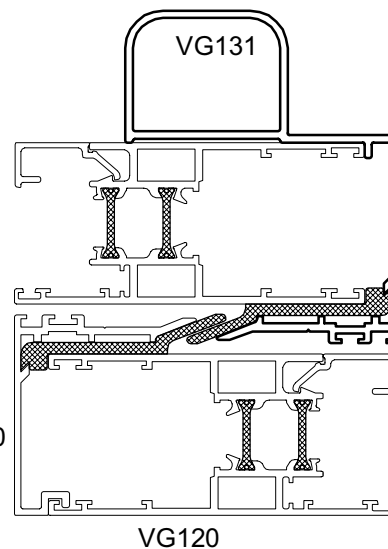
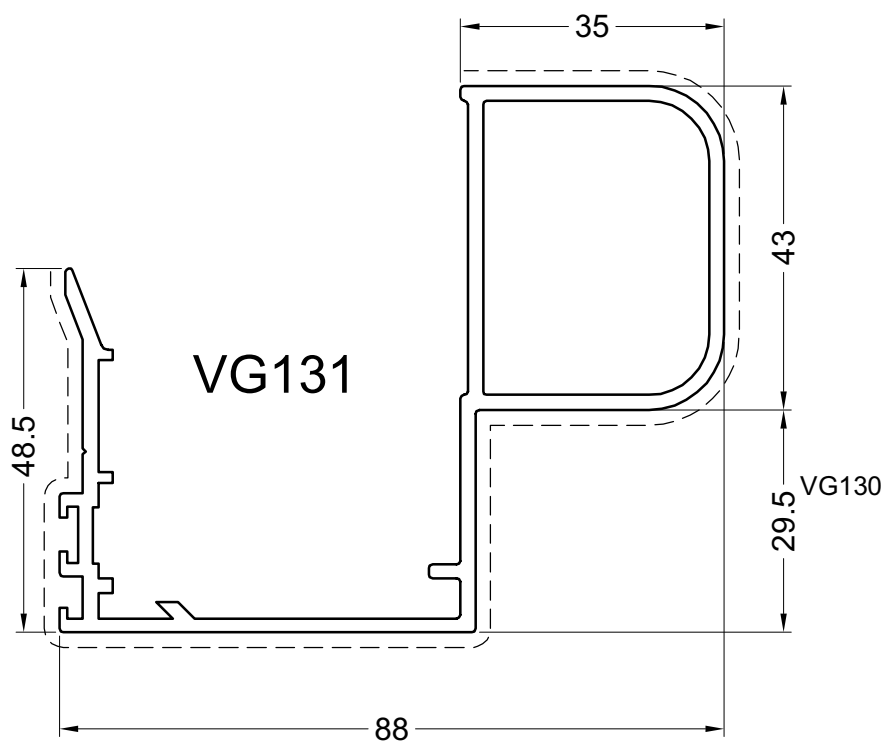
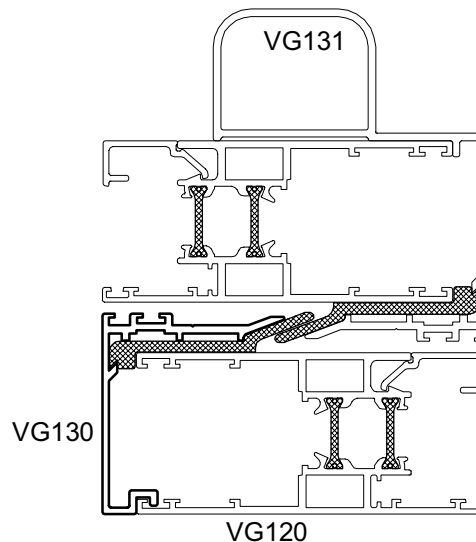
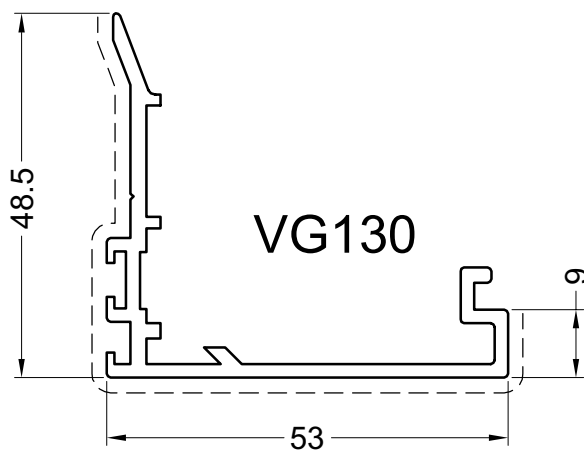


pag_a07



MIDDENSTIJL
PROFIL CHICANE
WECHSELPROFI
CHICANE

PROFIELEN - PROFILS- PROFILE - PROFILES



pag_a08

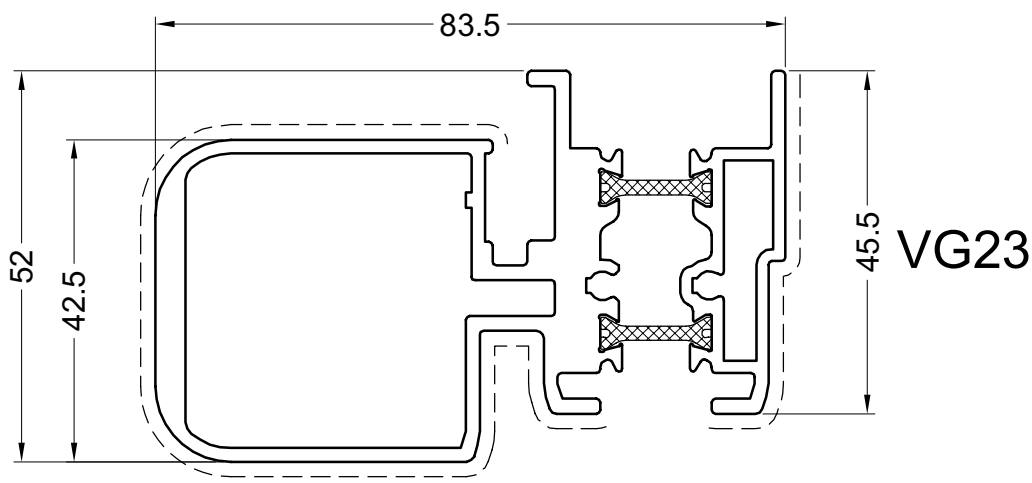
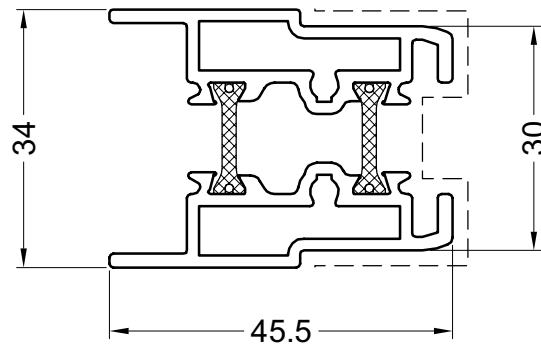
Primaire zichtbare zijde
Face visible primaire
Primär sichtbare Seite
Primary visible side

Secundaire zichtbare zijde
Face visible secondaire
Secondär sichtbare Seite
Secondary visible side

TUSSENSTIJL
MAUCLAIR
DICHTUNGSPROFIL
MIDDLE POST

PROFIELEN - PROFILS - PROFILE - PROFILES

VG21

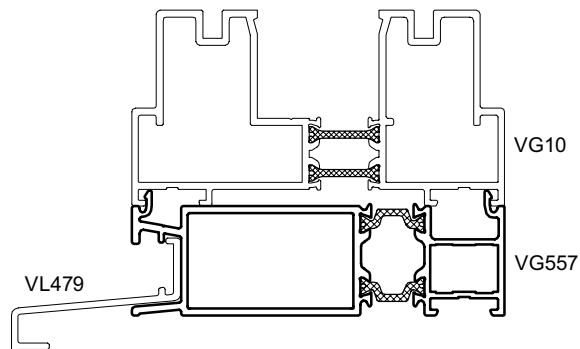
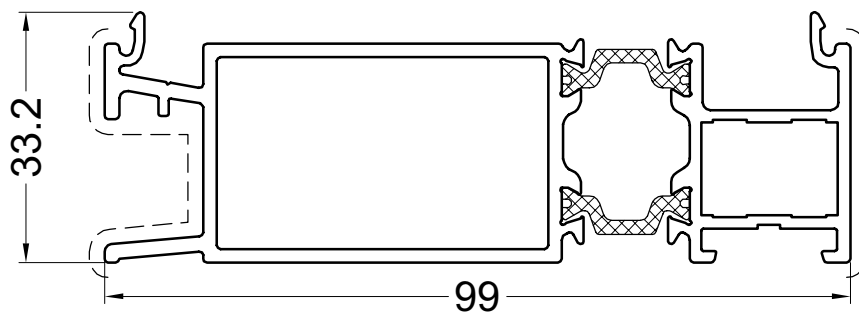


VG23

DORPELPROFIEL
SEUIL
SOLLPROFIL
SILL MEMBER

PROFIELEN - PROFILS- PROFILE - PROFILES

VG557



pag_a19

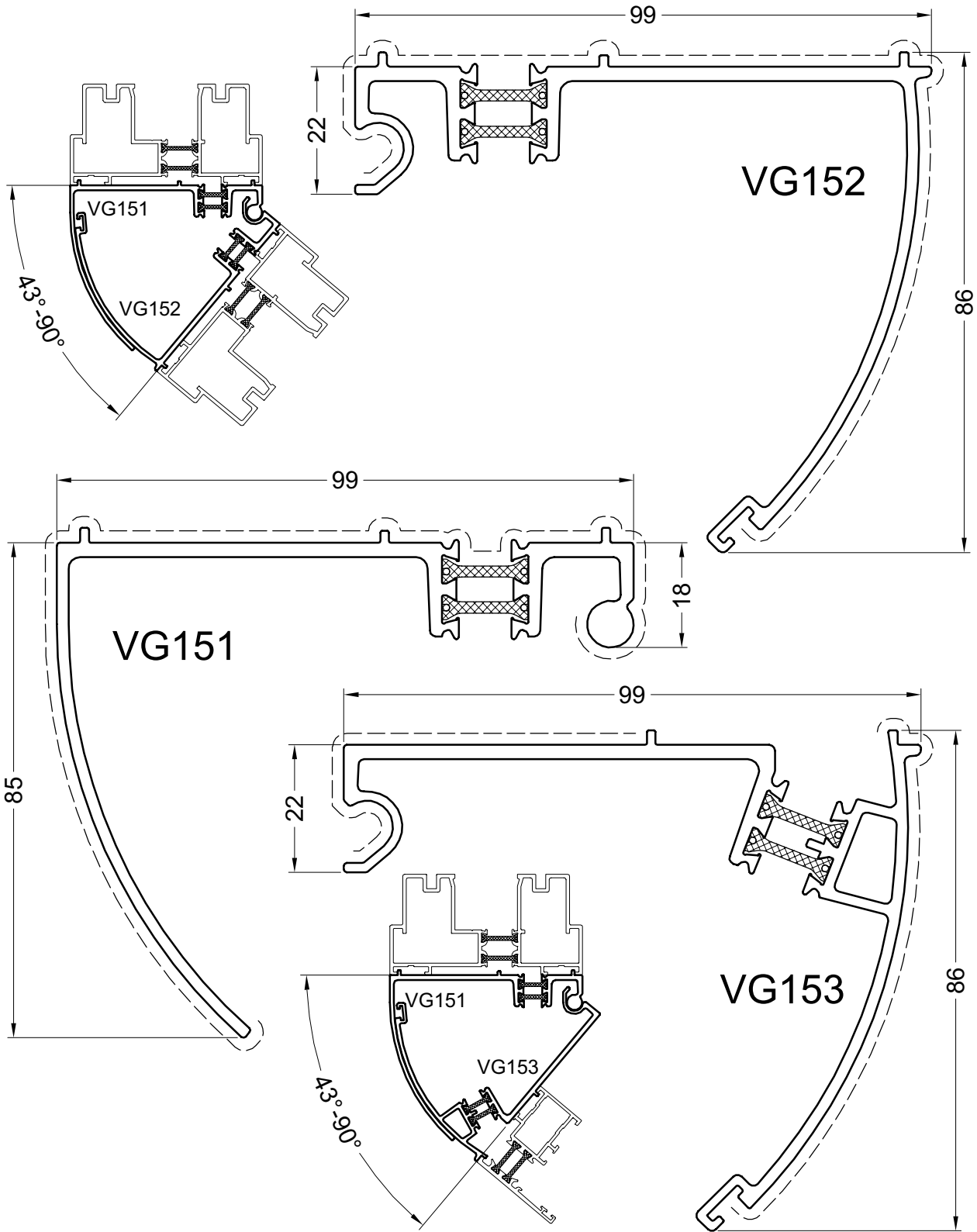
Primaire zichtbare zijde
Face visible primaire
Primär sichtbare Seite
Primary visible side

Secundaire zichtbare zijde
Face visible secondaire
Secondär sichtbare Seite
Secondary visible side

28/1/08

VERSTELBARE HOEK
COIN REGLABLE
WINKEL VERSTELLBAR
ANGLE REGULABLE

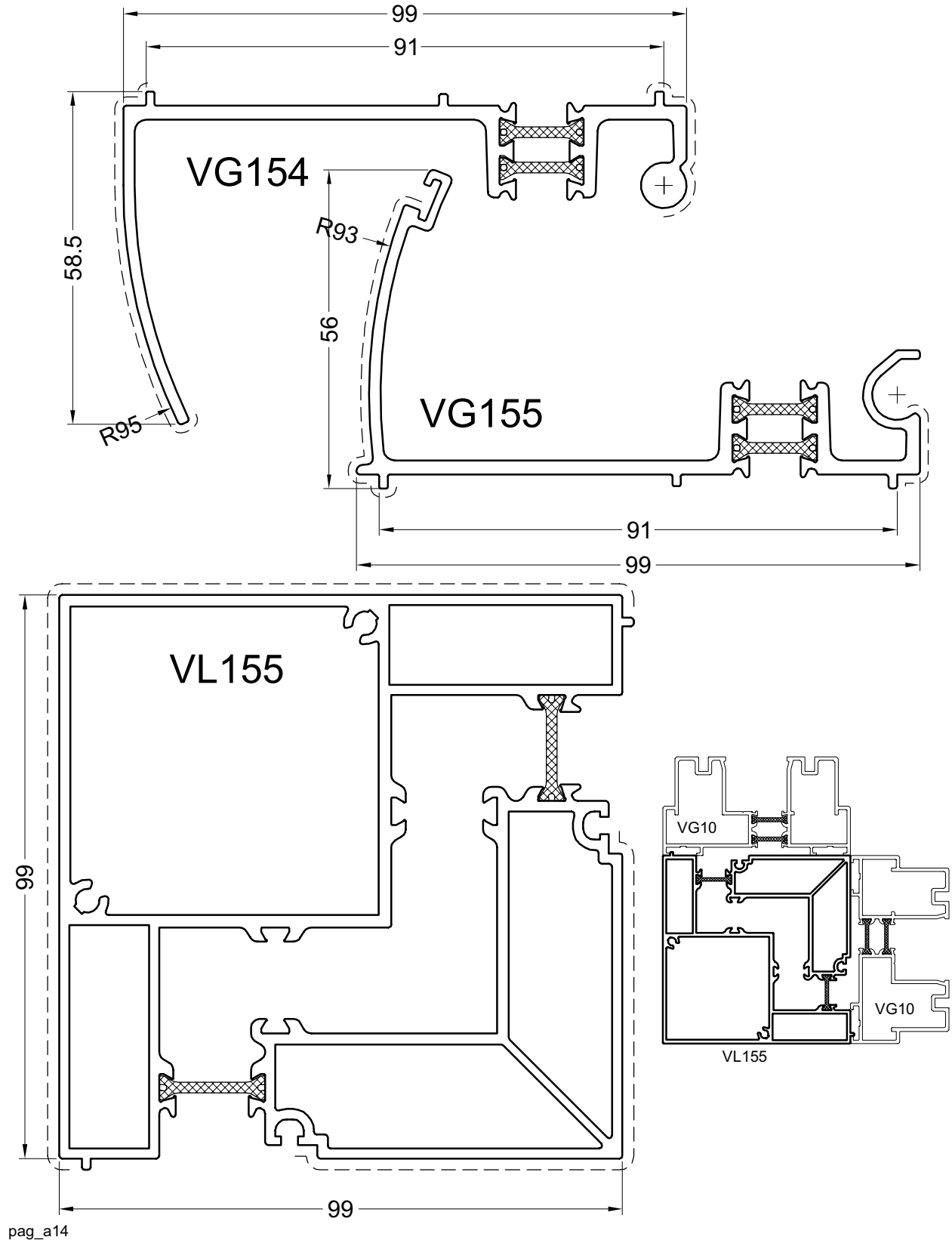
PROFIELEN - PROFILS- PROFILE - PROFILS



pag_a10

VERSTELBARE HOEK
COIN REGLABLE
WINKEL VERSTELLBAR
ANGLE REGULABLE

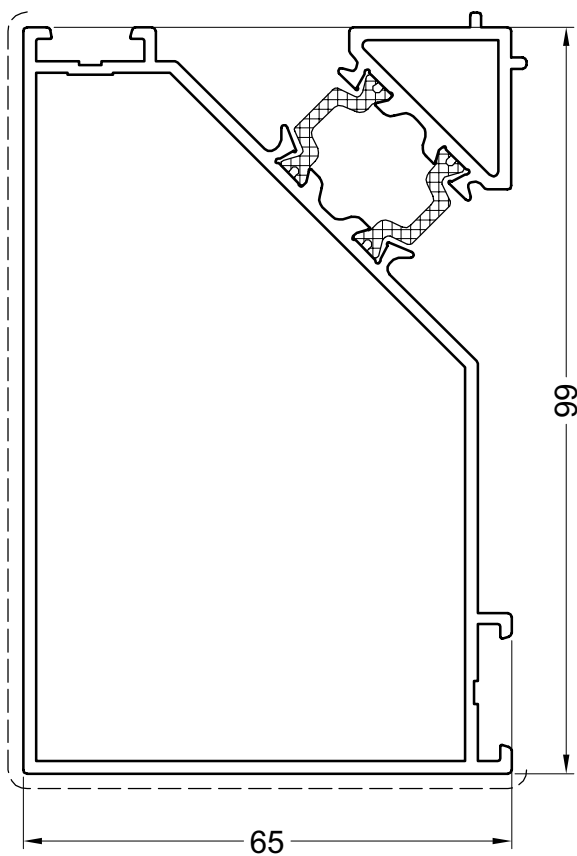
PROFIELEN - PROFILS- PROFILE - PROFILES



Primaire zichtbare zijde
Face visible primaire
Primär sichtbare Seite
Primary visible side

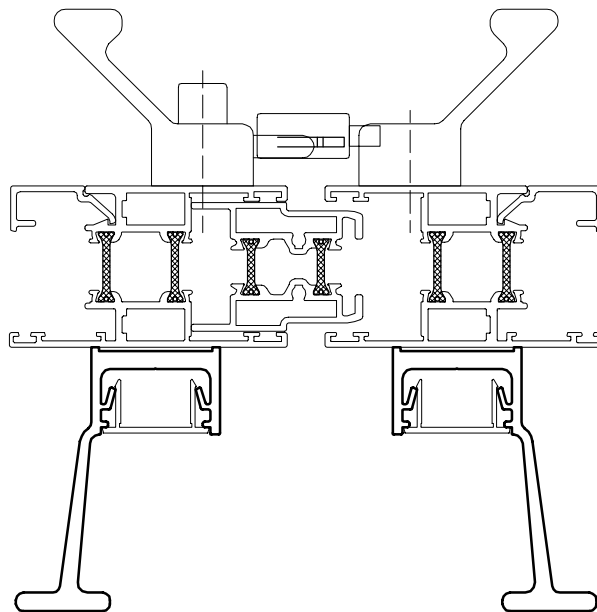
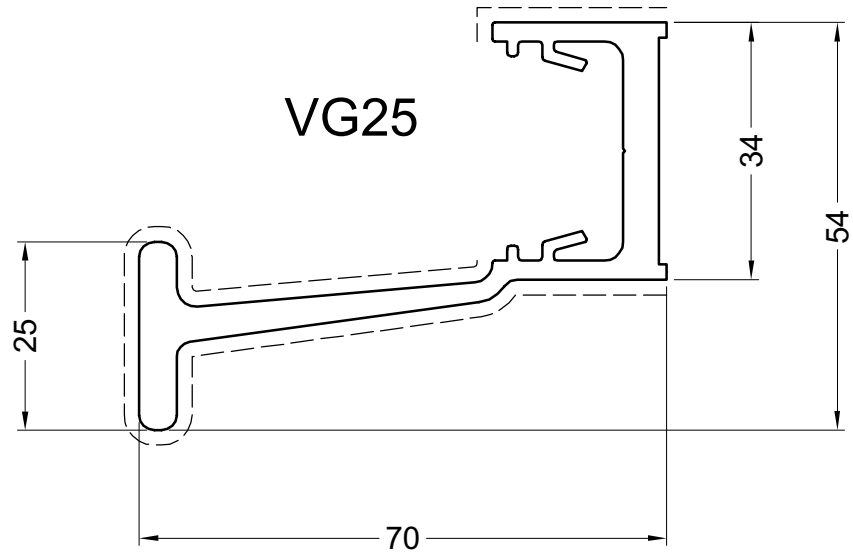
Secundaire zichtbare zijde
Face visible secondaire
Secondär sichtbare Seite
Secondary visible side

VG156



VERSTEVIGINGSPROFIEL
PROFIL DE RENFORCEMENT
VERSTAERKUNGSPROFIL
REINFORCING PROFILE

PROFIELEN - PROFILS- PROFILE - PROFILES



pag_a06

Primaire zichtbare zijde
Face visible primaire
Primär sichtbare Seite
Primary visible side

Secundaire zichtbare zijde
Face visible secondaire
Secondär sichtbare Seite
Secondary visible side

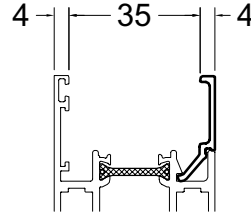
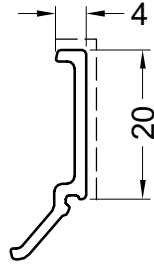
28/1/08

27

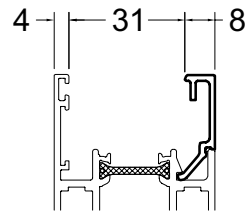
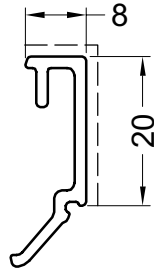
GLASLATTEN
LATTES A VITRAGE
GLASLEISTE
GLAZING BEADS

PROFIELEN - PROFILS - PROFILE - PROFILES

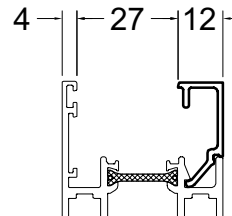
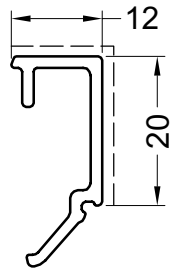
VG40



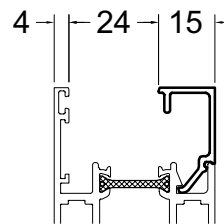
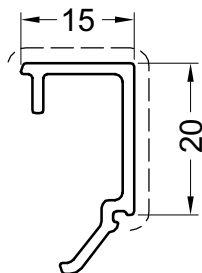
VG41



VG42



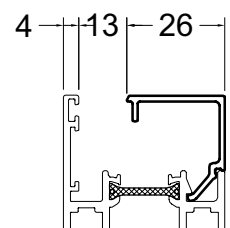
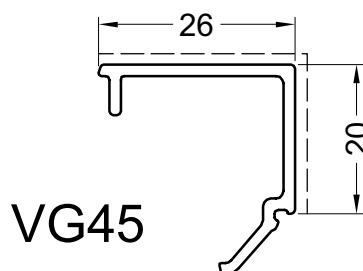
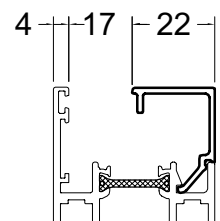
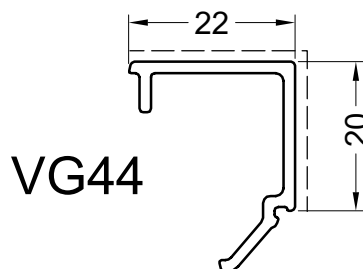
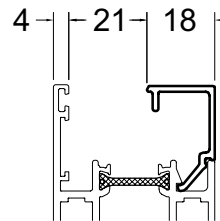
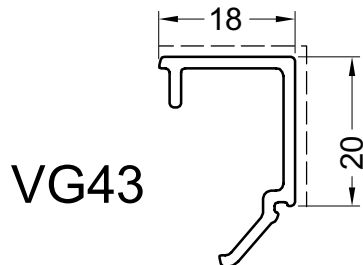
VG421



pag_a11

GLASLATTEN
LATTES A VITRAGE
GLASLEISTE
GLAZING BEADS

PROFIELEN - PROFILS- PROFILE - PROFILES



pag_a13

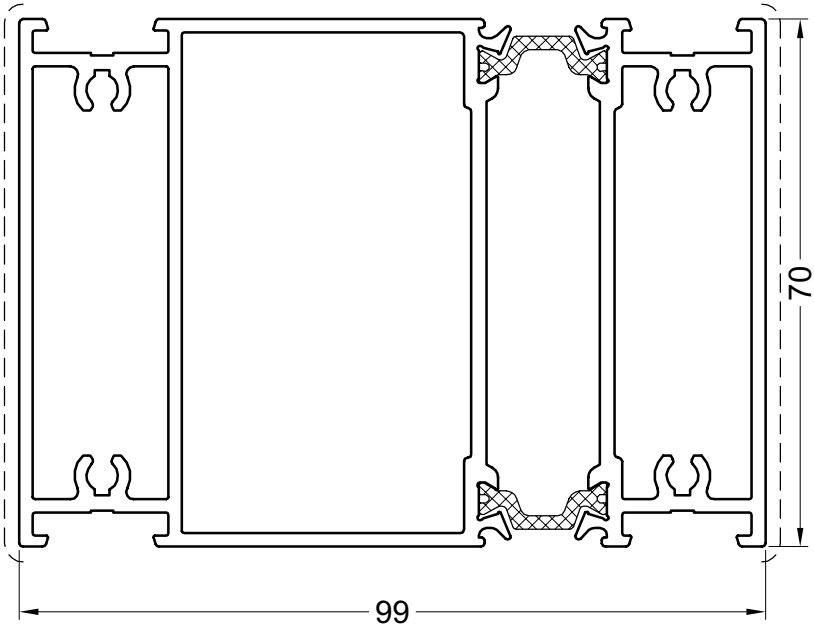
Primaire zichtbare zijde
Face visible primaire
Primär sichtbare Seite
Primary visible side

Secundaire zichtbare zijde
Face visible secondaire
Secondär sichtbare Seite
Secondary visible side

OPZETPROFIEL
PROFIL REHAUSSEMENT
ERHOHUNG PROFILE
TRANSOM

PROFIELEN - PROFILS- PROFILE - PROFILES

VG176



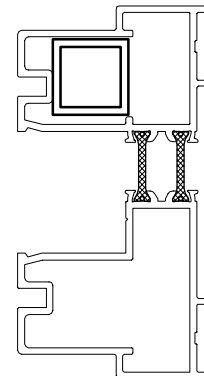

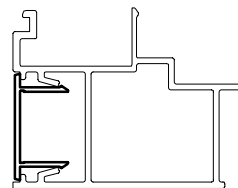
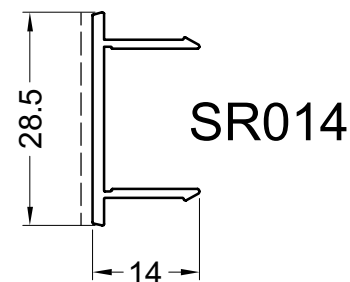
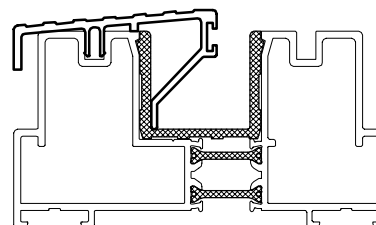
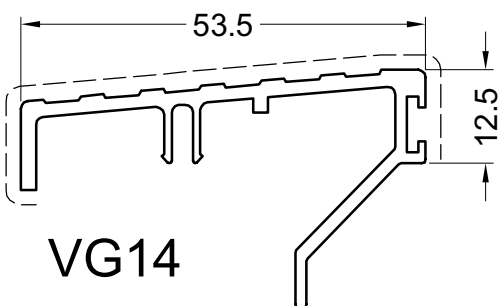
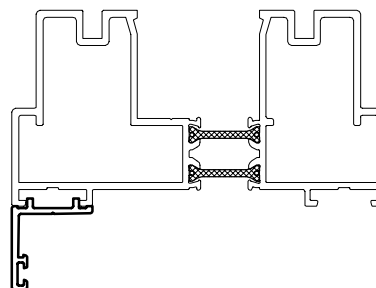
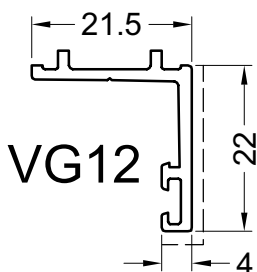
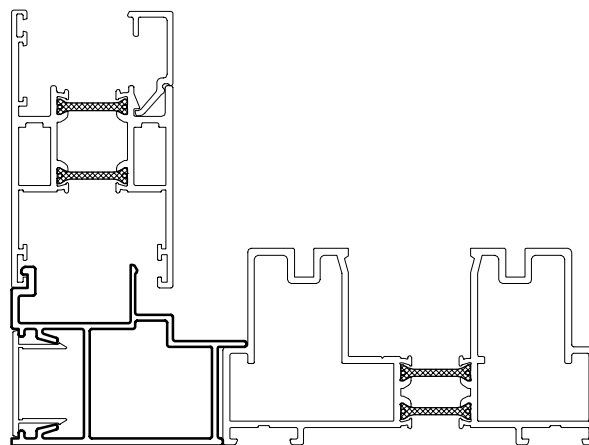
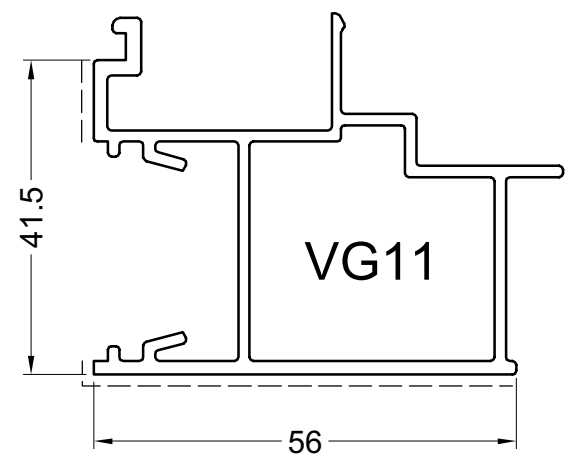
pag_a18

Primaire zichtbare zijde
Face visible primaire
Primär sichtbare Seite
Primary visible side

Secundaire zichtbare zijde
Face visible secondaire
Secondär sichtbare Seite
Secondary visible side

DIVERSE PROFIELEN
PROFILS DIVERS
DIVERS PROFILN
VARIED PROFILES

PROFIELEN - PROFILS- PROFILE - PROFILES



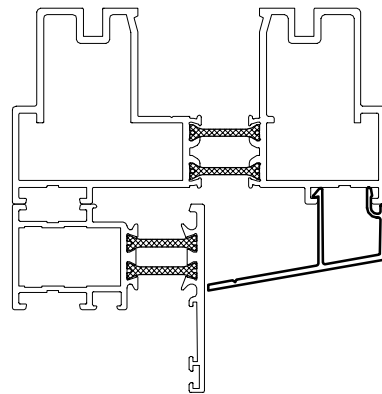
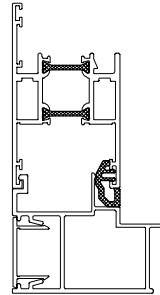
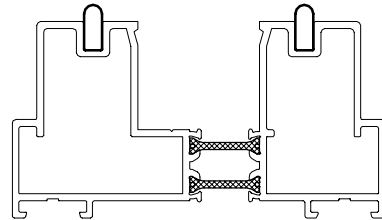
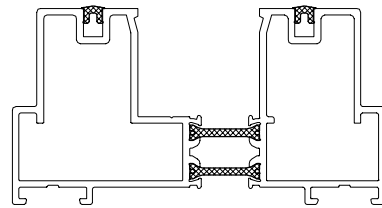
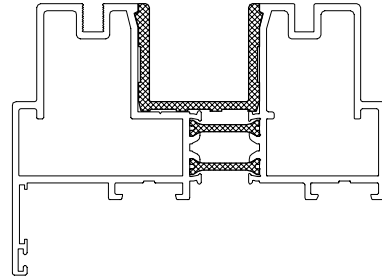
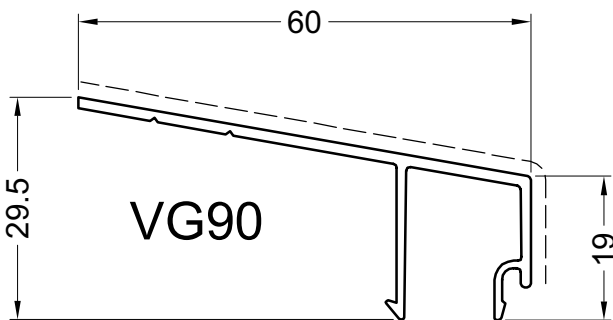
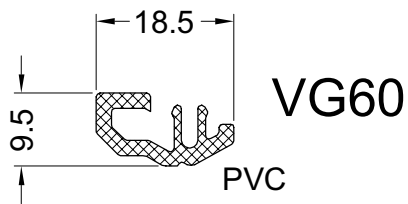
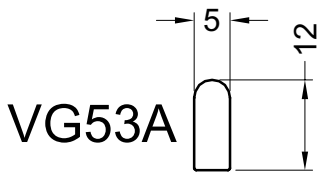
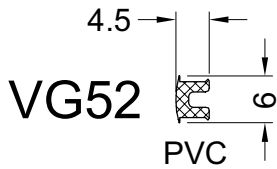
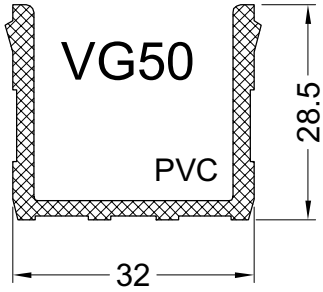
pag_a04

Primaire zichtbare zijde
Face visible primaire
Primär sichtbare Seite
Primary visible side

Secundaire zichtbare zijde
Face visible secondaire
Secondär sichtbare Seite
Secondary visible side

DIVERSE PROFIELEN
PROFILS DIVERS
DIVERS PROFILLEN
VARIED PROFILES

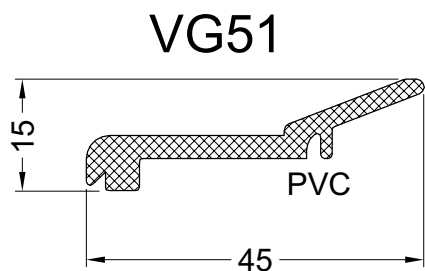
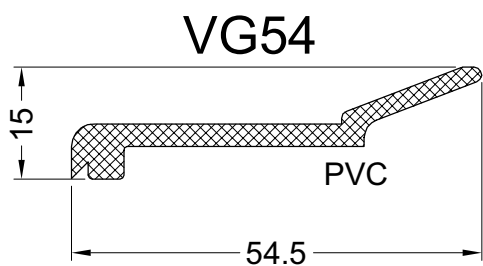
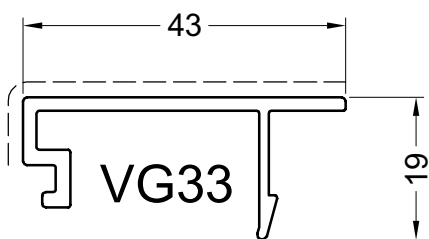
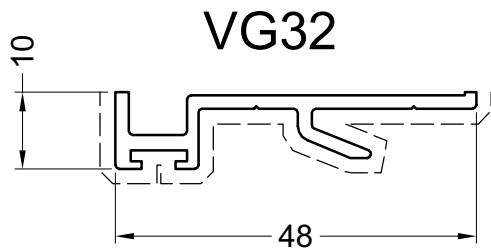
PROFIELEN - PROFILS - PROFILE - PROFILES



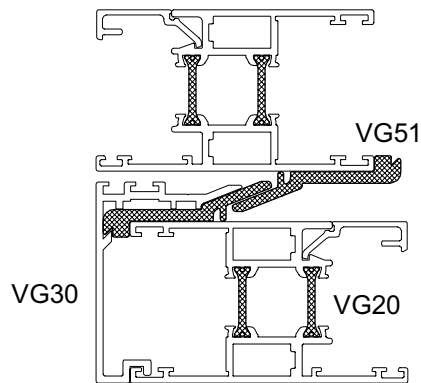
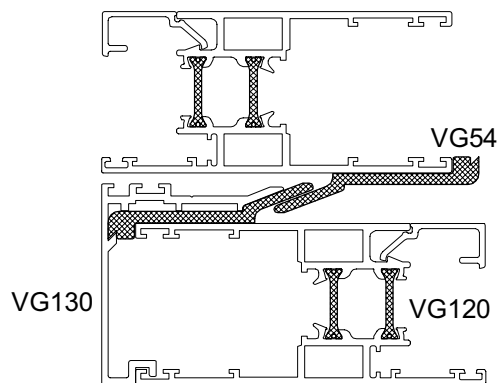
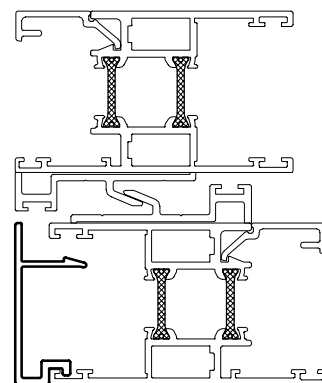
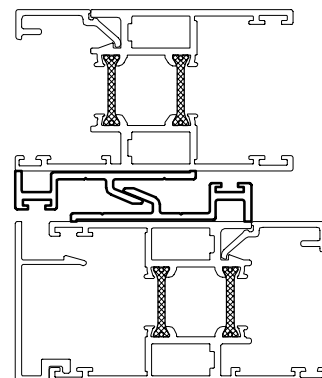
pag_a05

DIVERSE PROFIELEN
PROFILS DIVERS
DIVERS PROFILN
VARIED PROFILES

PROFIELEN - PROFILS - PROFILE - PROFILES











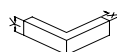
pag_a09



Primaire zichtbare zijde
Face visible primaire
Primär sichtbare Seite
Primary visible side

Secundaire zichtbare zijde
Face visible secondaire
Secondär sichtbare Seite
Secondary visible side

		Verp. per Emb. par Pack pr.	Einheid Unité Einheit Unit	Toepassing Application Anwendung Application	Kleur Couleur Farbe Color											
 <p>ACVG12 -Schroefhoek -Clame à visser -Eckverbinder Schraubbar -Square coupling joint</p> <p>X=15mm Y=8mm</p>  ACVG65	1 48	Stuk Pièce Stück Pièce	VG20 VG120 VG820	<table border="1"> <tr><td>BR</td><td></td></tr> <tr><td>AN</td><td></td></tr> <tr><td>KL</td><td></td></tr> <tr><td>GS</td><td></td></tr> <tr><td>Z</td><td></td></tr> <tr><td>W</td><td></td></tr> </table>	BR		AN		KL		GS		Z		W	
BR																
AN																
KL																
GS																
Z																
W																
 <p>ACVG13 -Pershoek -Clame à presser -Eckverbinder Stanzbar -Clamping corner</p> <p>X=15mm Y=8mm</p>	1 48	Stuk Pièce Stück Pièce	VG20 VG120 VG820	<table border="1"> <tr><td>BR</td><td></td></tr> <tr><td>AN</td><td></td></tr> <tr><td>KL</td><td></td></tr> <tr><td>GS</td><td></td></tr> <tr><td>Z</td><td></td></tr> <tr><td>W</td><td></td></tr> </table>	BR		AN		KL		GS		Z		W	
BR																
AN																
KL																
GS																
Z																
W																
 <p>ACVG14 -Schroefhoek voor binnenste kamer -Clame à visser pour chambre intérieure -Eckverbinder Schraubbar für innere kammer -Square coupling joint for inside chamber</p> <p>X=15mm Y=29mm</p>  ACVG66	1 48	Stuk Pièce Stück Pièce	VG10 VG13 VG210	<table border="1"> <tr><td>BR</td><td></td></tr> <tr><td>AN</td><td></td></tr> <tr><td>KL</td><td></td></tr> <tr><td>GS</td><td></td></tr> <tr><td>Z</td><td></td></tr> <tr><td>W</td><td></td></tr> </table>	BR		AN		KL		GS		Z		W	
BR																
AN																
KL																
GS																
Z																
W																
 <p>ACVG15 -Pershoek voor binnenste kamer -Clame à presser pour chambre intérieure -Eckverbinder Stanzbar für innere kammer -Clamping corner for inside chamber</p> <p>X=15mm Y=29mm</p>	1 48	Stuk Pièce Stück Pièce	VG10 VG13 VG210	<table border="1"> <tr><td>BR</td><td></td></tr> <tr><td>AN</td><td></td></tr> <tr><td>KL</td><td></td></tr> <tr><td>GS</td><td></td></tr> <tr><td>Z</td><td></td></tr> <tr><td>W</td><td></td></tr> </table>	BR		AN		KL		GS		Z		W	
BR																
AN																
KL																
GS																
Z																
W																
 <p>ACVG16 -Schroefhoek voor buitenste kamer -Clame à visser pour chambre extérieure -Eckverbinder Schraubbar für aussere kammer -Square coupling joint for outside chamber</p> <p>X=15mm Y=43mm</p>  ACVG66	1 48	Stuk Pièce Stück Pièce	VG10 VG13 VG210 VG810	<table border="1"> <tr><td>BR</td><td></td></tr> <tr><td>AN</td><td></td></tr> <tr><td>KL</td><td></td></tr> <tr><td>GS</td><td></td></tr> <tr><td>Z</td><td></td></tr> <tr><td>W</td><td></td></tr> </table>	BR		AN		KL		GS		Z		W	
BR																
AN																
KL																
GS																
Z																
W																










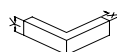
		Verp. per Emb. par Pack pr. Pack pr.	Eenheid Unité Einheit Unit	Toepassing Application Anwendung Application	Kleur Couleur Farbe Color												
 <p>ACVG17 -Pershoek voor buitenste kamer -Clame à presser pour chambre extérieure -Eckverbinder Stanzbar für aussere kammer -Clamping corner for outside chamber</p> <p>X=15mm Y=43mm</p>		1 48	Stuk Pièce Stück Pièce	VG10 VG13 VG110 VG210 VG810	<table border="1"> <tr><td>BR</td><td></td></tr> <tr><td>AN</td><td></td></tr> <tr><td>KL</td><td></td></tr> <tr><td>GS</td><td></td></tr> <tr><td>Z</td><td></td></tr> <tr><td>W</td><td></td></tr> </table>	BR		AN		KL		GS		Z		W	
BR																	
AN																	
KL																	
GS																	
Z																	
W																	
 <p>ACVG18 -Centrale dichting -Etanchéité centrale -Mitteldichtung -Plug for risers and antidust</p>		1	Stuk Pièce Stück Pièce	VG21	<table border="1"> <tr><td>BR</td><td></td></tr> <tr><td>AN</td><td></td></tr> <tr><td>KL</td><td></td></tr> <tr><td>GS</td><td></td></tr> <tr><td>Z</td><td></td></tr> <tr><td>W</td><td></td></tr> </table>	BR		AN		KL		GS		Z		W	
BR																	
AN																	
KL																	
GS																	
Z																	
W																	
 <p>ACVG20 -Sluistuk raildoorgang -Closoir passage rail -Abdeckkappe -Central plug</p>		1	Stuk Pièce Stück Pièce	VG30 VG31 VG130 VG131 VG830	<table border="1"> <tr><td>BR</td><td></td></tr> <tr><td>AN</td><td></td></tr> <tr><td>KL</td><td></td></tr> <tr><td>GS</td><td></td></tr> <tr><td>Z</td><td></td></tr> <tr><td>W</td><td></td></tr> </table>	BR		AN		KL		GS		Z		W	
BR																	
AN																	
KL																	
GS																	
Z																	
W																	
 <p>ACVG21 -Bevestigingsplaat voor slot -Plaque de fixation pour serrure -Befestigungsplatte für Schloss -Fixation plate for lock</p>		1	Stuk Pièce Stück Pièce	ACVG75	<table border="1"> <tr><td>BR</td><td></td></tr> <tr><td>AN</td><td></td></tr> <tr><td>KL</td><td></td></tr> <tr><td>GS</td><td></td></tr> <tr><td>Z</td><td></td></tr> <tr><td>W</td><td></td></tr> </table>	BR		AN		KL		GS		Z		W	
BR																	
AN																	
KL																	
GS																	
Z																	
W																	
 <p>ACVG22 -Borstelafdichting 7.5mm + 3mm -Brosse 7.5mm + 3mm -Burstendichtung 7.5mm + 3mm -Brush fitting 7.5mm + 3mm</p>		100	m	VG14	<table border="1"> <tr><td>BR</td><td></td></tr> <tr><td>AN</td><td></td></tr> <tr><td>KL</td><td></td></tr> <tr><td>GS</td><td></td></tr> <tr><td>Z</td><td></td></tr> <tr><td>W</td><td></td></tr> </table>	BR		AN		KL		GS		Z		W	
BR																	
AN																	
KL																	
GS																	
Z																	
W																	






BR = BRUT - BRUT - ROH - BRUT
 AN (X) = ANODISATIE - ANODISE - ELOXIERT - ANODISED
 AN (■) = GELAKT - LAQUE - LACKIERT - LACQUERED -- RAL9006M
 KL = STANDAARDKLEUREN - COULEUR STANDARD - BASIS FARBEN - BASIC COLORS
 GS = GEMOFFELD SPECIAAL - LAQUE SPECIAL - SPECIALFARBE - SPECIAL COLOR
 Z = ZWART - NOIR - SCHWARZ - BLACK
 W = WIT - BLANC - WEISS - WHITE

GEREEDSCHAP - OUTILLAGE
 WERKZEUG - TOOL
 BEVESTIGING - FIXATION
 BEFESTIGUNG - FIXATION





	Verp. per Emb. par Pack pr. Pack pr.	Einheid Unit	Toepassing Application Anwendung	Kleur Couleur Farbe Color												
 <p>ACVG23</p> <ul style="list-style-type: none"> -Schroefhoek voor buitenste kamer -Clame à visser pour chambre extérieure -Eckverbinder Schraubbar für aussere kamer -Square coupling joint for outside chamber <p> ACVG66</p> <p>X=15mm Y=43mm</p>	1	Stuk Pièce Stück Pièce	VG110 VG210	<table border="1"> <tr><td>BR</td><td></td></tr> <tr><td>AN</td><td></td></tr> <tr><td>KL</td><td></td></tr> <tr><td>GS</td><td></td></tr> <tr><td>Z</td><td></td></tr> <tr><td>W</td><td></td></tr> </table>	BR		AN		KL		GS		Z		W	
BR																
AN																
KL																
GS																
Z																
W																
 <p>ACVG24</p> <ul style="list-style-type: none"> -Schroefhoek voor binnenste kamer -Clame à visser pour chambre intérieure -Eckverbinder Schraubbar für innere kamer -Square coupling joint for inside chamber <p> ACVG66</p> <p>X=15mm Y=34mm</p>	1	Stuk Pièce Stück Pièce	VG110	<table border="1"> <tr><td>BR</td><td></td></tr> <tr><td>AN</td><td></td></tr> <tr><td>KL</td><td></td></tr> <tr><td>GS</td><td></td></tr> <tr><td>Z</td><td></td></tr> <tr><td>W</td><td></td></tr> </table>	BR		AN		KL		GS		Z		W	
BR																
AN																
KL																
GS																
Z																
W																
 <p>ACVG25</p> <ul style="list-style-type: none"> -Pershoek voor binnenste kamer -Clame à presser pour chambre intérieure -Eckverbinder Stanzbar für innere kamer -Clamping corner for inside chamber <p>X=15mm Y=34mm</p>	1	Stuk Pièce Stück Pièce	VG110	<table border="1"> <tr><td>BR</td><td></td></tr> <tr><td>AN</td><td></td></tr> <tr><td>KL</td><td></td></tr> <tr><td>GS</td><td></td></tr> <tr><td>Z</td><td></td></tr> <tr><td>W</td><td></td></tr> </table>	BR		AN		KL		GS		Z		W	
BR																
AN																
KL																
GS																
Z																
W																
 <p>ACVG29</p> <ul style="list-style-type: none"> -Anti-uithefstukje -Anti-dégondage -Anti-aufhebenstück -Anti lift-up piece 	1	Stuk Pièce Stück Pièce	VG20	<table border="1"> <tr><td>BR</td><td></td></tr> <tr><td>AN</td><td></td></tr> <tr><td>KL</td><td></td></tr> <tr><td>GS</td><td></td></tr> <tr><td>Z</td><td></td></tr> <tr><td>W</td><td></td></tr> </table>	BR		AN		KL		GS		Z		W	
BR																
AN																
KL																
GS																
Z																
W																
 <p>ACVG30</p> <ul style="list-style-type: none"> -Centrale dichting onder + boven -Étanchéité centrale inf. + sup. -Mitteldichtung unter und oben -Plug for risers and antidust top and bottom 	1	Set	VG10 VG13 VG110 VG210 VG810	<table border="1"> <tr><td>BR</td><td></td></tr> <tr><td>AN</td><td></td></tr> <tr><td>KL</td><td></td></tr> <tr><td>GS</td><td></td></tr> <tr><td>Z</td><td></td></tr> <tr><td>W</td><td></td></tr> </table>	BR		AN		KL		GS		Z		W	
BR																
AN																
KL																
GS																
Z																
W																








		Verp. per Emb. par Pack pr. Pack pr.	Eenheid Unité Einheit Unit	Toepassing Application Anwendung Application	Kleur Couleur Farbe Color												
	<p>ACVG31</p> <p>-Beglazingsrubber buiten 3mm -Joint de vitrage extérieur 3mm -Glasanlage-Dichtung 3mm -Glazing gasket outside 3mm</p>	200	m	VG20 VG22 VG120 VG122 VG820	<table border="1"> <tr><td>BR</td><td></td></tr> <tr><td>AN</td><td></td></tr> <tr><td>KL</td><td></td></tr> <tr><td>GS</td><td></td></tr> <tr><td>Z</td><td></td></tr> <tr><td>W</td><td></td></tr> </table>	BR		AN		KL		GS		Z		W	
BR																	
AN																	
KL																	
GS																	
Z																	
W																	
	<p>ACVG31N</p> <p>-Beglazingsrubber buiten 3mm ronddraaiend -Joint de vitrage extérieur 3mm tournant -Glasanlage-Dichtung 3mm herumdrehend -Glazing gasket outside 3mm rotated</p>	200	m	VG20 VG22 VG120 VG122 VG820	<table border="1"> <tr><td>BR</td><td></td></tr> <tr><td>AN</td><td></td></tr> <tr><td>KL</td><td></td></tr> <tr><td>GS</td><td></td></tr> <tr><td>Z</td><td></td></tr> <tr><td>W</td><td></td></tr> </table>	BR		AN		KL		GS		Z		W	
BR																	
AN																	
KL																	
GS																	
Z																	
W																	
	<p>ACVG32</p> <p>-Beglazingsrubber 3mm -Joint de vitrage 3mm -Glasdichtung 3mm -Glazing gasket 3mm</p>	100	m	VG40 VG41 VG42 VG43 VG44 VG45	<table border="1"> <tr><td>BR</td><td></td></tr> <tr><td>AN</td><td></td></tr> <tr><td>KL</td><td></td></tr> <tr><td>GS</td><td></td></tr> <tr><td>Z</td><td></td></tr> <tr><td>W</td><td></td></tr> </table>	BR		AN		KL		GS		Z		W	
BR																	
AN																	
KL																	
GS																	
Z																	
W																	
	<p>ACVG32N</p> <p>-Beglazingsrubber 3mm ronddraaiend -Joint de vitrage 3mm tournant -Glasdichtung 3mm herumdrehend -Glazing gasket 3mm rotated</p>	100	m	VG40 VG41 VG42 VG43 VG44 VG45	<table border="1"> <tr><td>BR</td><td></td></tr> <tr><td>AN</td><td></td></tr> <tr><td>KL</td><td></td></tr> <tr><td>GS</td><td></td></tr> <tr><td>Z</td><td></td></tr> <tr><td>W</td><td></td></tr> </table>	BR		AN		KL		GS		Z		W	
BR																	
AN																	
KL																	
GS																	
Z																	
W																	
	<p>ACVG32IW</p> <p>-Beglazingsrubber 3mm inbraakwerend -Joint de vitrage 3mm anti-effraction -Glasdichtung 3mm einbruchhemmend -Glazing gasket 3mm burglary proof</p>	100	m		<table border="1"> <tr><td>BR</td><td></td></tr> <tr><td>AN</td><td></td></tr> <tr><td>KL</td><td></td></tr> <tr><td>GS</td><td></td></tr> <tr><td>Z</td><td></td></tr> <tr><td>W</td><td></td></tr> </table>	BR		AN		KL		GS		Z		W	
BR																	
AN																	
KL																	
GS																	
Z																	
W																	

BR = BRUT - BRUT - ROH - BRUT
 AN (X) = ANODISATIE - ANODISE - ELOXIERT - ANODISED
 AN (■) = GELAKT - LAQUE - LACKIERT - LACQUERED -- RAL9006M
 KL = STANDAARDKLEUREN - COULEUR STANDARD - BASIS FARBEN - BASIC COLORS
 GS = GEMOFFELD SPECIAAL - LAQUE SPECIAL - SPECIALFARBE - SPECIAL COLOR
 Z = ZWART - NOIR - SCHWARZ - BLACK
 W = WIT - BLANC - WEISS - WHITE

 GEREEDSCHAP - OUTILLAGE
 WERKZEUG - TOOL
 BEVESTIGING - FIXATION
 BEFESTIGUNG - FIXATION



		Verp. per Emb. par Pack pr.	Einheid Unité Einheit Unit	Toepassing Application Anwendung Application	Kleur Couleur Farbe Color												
	ACVG33 -Beglazingsrubber 4mm -Joint de vitrage 4mm -Glasdichtung 4mm -Glazing gasket 4mm	100	m	VG40 VG41 VG42 VG43 VG44 VG45	<table border="1"> <tr><td>BR</td><td></td></tr> <tr><td>AN</td><td></td></tr> <tr><td>KL</td><td></td></tr> <tr><td>GS</td><td></td></tr> <tr><td>Z</td><td></td></tr> <tr><td>W</td><td></td></tr> </table>	BR		AN		KL		GS		Z		W	
BR																	
AN																	
KL																	
GS																	
Z																	
W																	
	ACVG33N -Beglazingsrubber 4mm ronddraaiend -Joint de vitrage 4mm tournant -Glasdichtung 4mm herumdrehend -Glazing gasket 4mm rotated	100	m	VG40 VG41 VG42 VG43 VG44 VG45	<table border="1"> <tr><td>BR</td><td></td></tr> <tr><td>AN</td><td></td></tr> <tr><td>KL</td><td></td></tr> <tr><td>GS</td><td></td></tr> <tr><td>Z</td><td></td></tr> <tr><td>W</td><td></td></tr> </table>	BR		AN		KL		GS		Z		W	
BR																	
AN																	
KL																	
GS																	
Z																	
W																	
	ACVG33IW -Beglazingsrubber 4mm inbraakwerend -Joint de vitrage 4mm anti-effraction -Glasdichtung 4mm einbruchhemmend -Glazing gasket 4mm burrlary proof	100	m		<table border="1"> <tr><td>BR</td><td></td></tr> <tr><td>AN</td><td></td></tr> <tr><td>KL</td><td></td></tr> <tr><td>GS</td><td></td></tr> <tr><td>Z</td><td></td></tr> <tr><td>W</td><td></td></tr> </table>	BR		AN		KL		GS		Z		W	
BR																	
AN																	
KL																	
GS																	
Z																	
W																	
	ACVG34 -Beglazingsrubber 5mm -Joint de vitrage 5mm -Glasdichtung 5mm -Glazing gasket 5mm	100	m	VG40 VG41 VG42 VG43 VG44 VG45	<table border="1"> <tr><td>BR</td><td></td></tr> <tr><td>AN</td><td></td></tr> <tr><td>KL</td><td></td></tr> <tr><td>GS</td><td></td></tr> <tr><td>Z</td><td></td></tr> <tr><td>W</td><td></td></tr> </table>	BR		AN		KL		GS		Z		W	
BR																	
AN																	
KL																	
GS																	
Z																	
W																	
	ACVG34N -Beglazingsrubber 5mm ronddraaiend -Joint de vitrage 5mm tournant -Glasdichtung 5mm herumdrehend -Glazing gasket 5mm rotated	100	m	VG40 VG41 VG42 VG43 VG44 VG45	<table border="1"> <tr><td>BR</td><td></td></tr> <tr><td>AN</td><td></td></tr> <tr><td>KL</td><td></td></tr> <tr><td>GS</td><td></td></tr> <tr><td>Z</td><td></td></tr> <tr><td>W</td><td></td></tr> </table>	BR		AN		KL		GS		Z		W	
BR																	
AN																	
KL																	
GS																	
Z																	
W																	

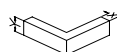
BR = BRUT - BRUT - ROH - BRUT
 AN (X) = ANODISATIE - ANODISE - ELOXIERT - ANODISED
 AN (■) = GELAKT - LAQUE - LACKIERT - LACQUERED -- RAL9006M
 KL = STANDAARDKLEUREN - COULEUR STANDARD - BASIS FARBEN - BASIC COLORS
 GS = GEMOFFELD SPECIAAL - LAQUE SPECIAL - SPECIALFARBE - SPECIAL COLOR
 Z = ZWART - NOIR - SCHWARZ - BLACK
 W = WIT - BLANC - WEISS - WHITE

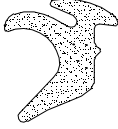






GEREEDSCHAP - OUTILLAGE
WERKZEUG - TOOL





BEVESTIGING - FIXATION
BEFESTIGUNG - FIXATION




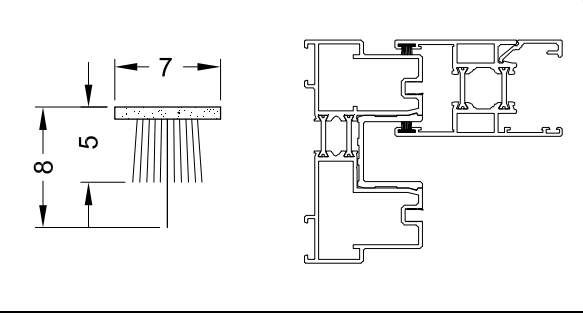



		Verp. per Emb. par Pack pr. Pack pr.	Eenheid Unité Einheit Unit	Toepassing Application Anwendung Application	Kleur Couleur Farbe Color												
	<p>ACVG34IW</p> <p>-Beglazingsrubber 5mm inbraakwerend -Joint de vitrage 5mm anti-effraction -Glasdichtung 5mm einbruchhemmend -Glazing gasket 5mm burglary proof</p>	100	m		<table border="1"> <tr><td>BR</td><td></td></tr> <tr><td>AN</td><td></td></tr> <tr><td>KL</td><td></td></tr> <tr><td>GS</td><td></td></tr> <tr><td>Z</td><td></td></tr> <tr><td>W</td><td></td></tr> </table>	BR		AN		KL		GS		Z		W	
BR																	
AN																	
KL																	
GS																	
Z																	
W																	
	<p>ACVG35</p> <p>-Niet automatische sluiting schuifdeur -Fermeture coulissante non automatique -Nicht automatische Handgriff Schiebetür -Not automatic handle for sliding door</p> <p>180mm</p>	1	Stuk Pièce Stück Pièce	VG10 VG20 VG820	<table border="1"> <tr><td>BR</td><td></td></tr> <tr><td>AN</td><td>X</td></tr> <tr><td>KL</td><td>x</td></tr> <tr><td>GS</td><td>X</td></tr> <tr><td>Z</td><td></td></tr> <tr><td>W</td><td></td></tr> </table>	BR		AN	X	KL	x	GS	X	Z		W	
BR																	
AN	X																
KL	x																
GS	X																
Z																	
W																	
	<p>ACVG37</p> <p>-Handgreep buitenkant -Poignée extérieur -Handgriff aussen -Handle outside</p>	1	Stuk Pièce Stück Pièce	VG20 VG820	<table border="1"> <tr><td>BR</td><td></td></tr> <tr><td>AN</td><td>X</td></tr> <tr><td>KL</td><td>X</td></tr> <tr><td>GS</td><td>X</td></tr> <tr><td>Z</td><td></td></tr> <tr><td>W</td><td></td></tr> </table>	BR		AN	X	KL	X	GS	X	Z		W	
BR																	
AN	X																
KL	X																
GS	X																
Z																	
W																	
	<p>ACVG38</p> <p>-Handgreep buiten + cylinder -Poignée extérieur + cylindre -Handgriff aussen + Zylinder -Handle outside + cylinder</p>	1	Stuk Pièce Stück Pièce	VG20 VG820	<table border="1"> <tr><td>BR</td><td></td></tr> <tr><td>AN</td><td>X</td></tr> <tr><td>KL</td><td>X</td></tr> <tr><td>GS</td><td>X</td></tr> <tr><td>Z</td><td></td></tr> <tr><td>W</td><td></td></tr> </table>	BR		AN	X	KL	X	GS	X	Z		W	
BR																	
AN	X																
KL	X																
GS	X																
Z																	
W																	
	<p>ACVG39</p> <p>-Cylinderslot voor schuifdeur -Serrure à cylindre pour coulissante -Getriebe mit Zylinder Schiebetür -Lock with cylinder for sliding door</p>	1	Stuk Pièce Stück Pièce	VG20 VG820	<table border="1"> <tr><td>BR</td><td></td></tr> <tr><td>AN</td><td></td></tr> <tr><td>KL</td><td></td></tr> <tr><td>GS</td><td></td></tr> <tr><td>Z</td><td></td></tr> <tr><td>W</td><td></td></tr> </table>	BR		AN		KL		GS		Z		W	
BR																	
AN																	
KL																	
GS																	
Z																	
W																	

BR = BRUT - BRUT - ROH - BRUT
 AN (X) = ANODISATIE - ANODISE - ELOXIERT - ANODISED
 AN (■) = GELAKT - LAQUE - LACKIERT - LACQUERED -- RAL9006M
 KL = STANDAARDKLEUREN - COULEUR STANDARD - BASIS FARBEN - BASIC COLORS
 GS = GEMOFFELD SPECIAAL - LAQUE SPECIAL - SPECIALFARBEN - SPECIAL COLOR
 Z = ZWART - NOIR - SCHWARZ - BLACK
 W = WIT - BLANC - WEISS - WHITE

 GEREEDSCHAP - OUTILLAGE
 WERKZEUG - TOOL
 BEVESTIGING - FIXATION
 BEFESTIGUNG - FIXATION





	Verp. per Emb. par Pack pr.	Einheid Unité Einheit Unit	Toepassing Application Anwendung Application	Kleur Couleur Farbe Color												
 <p>ACVG39A</p> <ul style="list-style-type: none"> -2 cilindersloten met dezelfde sleutel -2 serrures à cylindre avec clés identiques -2 getrieben mit Zylinder mit identische schlüssel -2 cylinderlocks with same key 	1	Stuk Pièce Stück Piece	VG20 VG820	<table border="1"> <tr><td>BR</td><td></td></tr> <tr><td>AN</td><td></td></tr> <tr><td>KL</td><td></td></tr> <tr><td>GS</td><td></td></tr> <tr><td>Z</td><td></td></tr> <tr><td>W</td><td></td></tr> </table>	BR		AN		KL		GS		Z		W	
BR																
AN																
KL																
GS																
Z																
W																
 <p>ACVG40</p> <ul style="list-style-type: none"> -Sluitstootbuffer -Butée de fermeture -Stossklotz -Stop block 	1	Stuk Pièce Stück Piece	VG20 VG820	<table border="1"> <tr><td>BR</td><td></td></tr> <tr><td>AN</td><td></td></tr> <tr><td>KL</td><td></td></tr> <tr><td>GS</td><td></td></tr> <tr><td>Z</td><td></td></tr> <tr><td>W</td><td></td></tr> </table>	BR		AN		KL		GS		Z		W	
BR																
AN																
KL																
GS																
Z																
W																
 <p>ACVG41</p> <ul style="list-style-type: none"> -Centrale dichting 3 vleugels -Etanchéité centrale 3 vantaux -Mitteldichtung 3 Flügel -Plug for risers and antidust 3 panel 	1	Set	VG11	<table border="1"> <tr><td>BR</td><td></td></tr> <tr><td>AN</td><td></td></tr> <tr><td>KL</td><td></td></tr> <tr><td>GS</td><td></td></tr> <tr><td>Z</td><td></td></tr> <tr><td>W</td><td></td></tr> </table>	BR		AN		KL		GS		Z		W	
BR																
AN																
KL																
GS																
Z																
W																
 <p>ACVG42</p> <ul style="list-style-type: none"> -Borstelafdichting -Brosse -Bürstendichtung -Brush fitting 	100	m	VG14 VG20 VG30 VG31 VG120 VG130 VG131 VG820 VG830	<table border="1"> <tr><td>BR</td><td></td></tr> <tr><td>AN</td><td></td></tr> <tr><td>KL</td><td></td></tr> <tr><td>GS</td><td></td></tr> <tr><td>Z</td><td></td></tr> <tr><td>W</td><td></td></tr> </table>	BR		AN		KL		GS		Z		W	
BR																
AN																
KL																
GS																
Z																
W																
 <p>ACVG43</p> <ul style="list-style-type: none"> -Glassteun -Support de vitrage -Klotzbrücke -Glazing support 	1	Stuk Pièce Stück Piece	VG20 VG22 VG120 VG122 VG820	<table border="1"> <tr><td>BR</td><td></td></tr> <tr><td>AN</td><td></td></tr> <tr><td>KL</td><td></td></tr> <tr><td>GS</td><td></td></tr> <tr><td>Z</td><td></td></tr> <tr><td>W</td><td></td></tr> </table>	BR		AN		KL		GS		Z		W	
BR																
AN																
KL																
GS																
Z																
W																








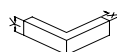
		Verp. per Emb. par Pack pr. Pack pr.	Eenheid Unité Einheit Unit	Toepassing Application Anwendung Application	Kleur Couleur Farbe Color												
	<p>ACVG44</p> <p>-Vleugelsteun -Support de vantail -Flügelunterstützung -Vent support</p>	1	Stuk Pièce Stück Pièce	VG20 VG820	<table border="1"> <tr><td>BR</td><td></td></tr> <tr><td>AN</td><td></td></tr> <tr><td>KL</td><td></td></tr> <tr><td>GS</td><td></td></tr> <tr><td>Z</td><td></td></tr> <tr><td>W</td><td></td></tr> </table>	BR		AN		KL		GS		Z		W	
BR																	
AN																	
KL																	
GS																	
Z																	
W																	
	<p>ACVG45</p> <p>-Afdekkap waterafvoer -Capuchon écoulement d'eau -Abdeckkappe entwässerung -Drain hole cover</p>	1	Stuk Pièce Stück Pièce	VG10 VG13 VG110 VG210 VG810	<table border="1"> <tr><td>BR</td><td></td></tr> <tr><td>AN</td><td></td></tr> <tr><td>KL</td><td>X</td></tr> <tr><td>GS</td><td></td></tr> <tr><td>Z</td><td>X</td></tr> <tr><td>W</td><td>X</td></tr> </table>	BR		AN		KL	X	GS		Z	X	W	X
BR																	
AN																	
KL	X																
GS																	
Z	X																
W	X																
	<p>ACVG46</p> <p>-T-verbinding -Assemblage-T -T-Verbinder -Connecting bracket</p> 	1	Stuk Pièce Stück Pièce	VG20 VG22	<table border="1"> <tr><td>BR</td><td></td></tr> <tr><td>AN</td><td></td></tr> <tr><td>KL</td><td></td></tr> <tr><td>GS</td><td></td></tr> <tr><td>Z</td><td></td></tr> <tr><td>W</td><td></td></tr> </table>	BR		AN		KL		GS		Z		W	
BR																	
AN																	
KL																	
GS																	
Z																	
W																	
	<p>ACVG47L/R</p> <p>-Kongreepsluiting links/rechts -Fermeture à cuvette gauche/droite -Griff links/rechts -Grip left/right</p>	1	Stuk Pièce Stück Pièce	VG20 VG820	<table border="1"> <tr><td>BR</td><td></td></tr> <tr><td>AN</td><td></td></tr> <tr><td>KL</td><td>X</td></tr> <tr><td>GS</td><td>X</td></tr> <tr><td>Z</td><td></td></tr> <tr><td>W</td><td></td></tr> </table>	BR		AN		KL	X	GS	X	Z		W	
BR																	
AN																	
KL	X																
GS	X																
Z																	
W																	
	<p>ACVG48</p> <p>-Stootbuffer -Butée -Buffer -Stopper</p>  ACVG51	1	Stuk Pièce Stück Pièce	VG20 VG820	<table border="1"> <tr><td>BR</td><td>X</td></tr> <tr><td>AN</td><td></td></tr> <tr><td>KL</td><td>X</td></tr> <tr><td>GS</td><td>X</td></tr> <tr><td>Z</td><td></td></tr> <tr><td>W</td><td></td></tr> </table>	BR	X	AN		KL	X	GS	X	Z		W	
BR	X																
AN																	
KL	X																
GS	X																
Z																	
W																	

BR = BRUT - BRUT - ROH - BRUT
 AN (X) = ANODISATIE - ANODISE - ELOXIERT - ANODISED
 AN (■) = GELAKT - LAQUE - LACKIERT - LACQUERED -- RAL9006M
 KL = STANDAARDKLEUREN - COULEUR STANDARD - BASIS FARBEN - BASIC COLORS
 GS = GEMOFFELD SPECIAAL - LAQUE SPECIAL - SPECIALFARBE - SPECIAL COLOR
 Z = ZWART - NOIR - SCHWARZ - BLACK
 W = WIT - BLANC - WEISS - WHITE

 GEREEDSCHAP - OUTILLAGE
 WERKZEUG - TOOL
 BEVESTIGING - FIXATION
 BEFESTIGUNG - FIXATION





		Verp. per Emb. par Pack pr.	Einheid Unité Einheit Unit	Toepassing Application Anwendung Application	Kleur Couleur Farbe Color												
	ACVG49 -Beglazingsrubber 6-8mm -Joint de vitrage 6-8mm -Glasdichtung 6-8mm -Glazing gasket 6-8mm	100	m	VG40 VG41 VG42 VG43 VG44 VG45	<table border="1"> <tr><td>BR</td><td></td></tr> <tr><td>AN</td><td></td></tr> <tr><td>KL</td><td></td></tr> <tr><td>GS</td><td></td></tr> <tr><td>Z</td><td></td></tr> <tr><td>W</td><td></td></tr> </table>	BR		AN		KL		GS		Z		W	
BR																	
AN																	
KL																	
GS																	
Z																	
W																	
	ACVG50 -Schroef -Vis -Schraube -Screw	200	Stuk Pièce Stück Pièce	ACVG37 ACVG38	<table border="1"> <tr><td>BR</td><td></td></tr> <tr><td>AN</td><td></td></tr> <tr><td>KL</td><td></td></tr> <tr><td>GS</td><td></td></tr> <tr><td>Z</td><td></td></tr> <tr><td>W</td><td></td></tr> </table>	BR		AN		KL		GS		Z		W	
BR																	
AN																	
KL																	
GS																	
Z																	
W																	
	ACVG51 -Schroef -Vis -Schraube -Screw	200	Stuk Pièce Stück Pièce	ACVG48	<table border="1"> <tr><td>BR</td><td></td></tr> <tr><td>AN</td><td></td></tr> <tr><td>KL</td><td></td></tr> <tr><td>GS</td><td></td></tr> <tr><td>Z</td><td></td></tr> <tr><td>W</td><td></td></tr> </table>	BR		AN		KL		GS		Z		W	
BR																	
AN																	
KL																	
GS																	
Z																	
W																	
	ACVG52 -Automatische sluiting schuifraam -Fermeture fenêtre coulissante automatique -Automatische Handgriff Schiebefenster -Automatic handle for sliding window 120mm	1	Stuk Pièce Stück Pièce	VG20 VG820	<table border="1"> <tr><td>BR</td><td></td></tr> <tr><td>AN</td><td>X</td></tr> <tr><td>KL</td><td>X</td></tr> <tr><td>GS</td><td>X</td></tr> <tr><td>Z</td><td></td></tr> <tr><td>W</td><td></td></tr> </table>	BR		AN	X	KL	X	GS	X	Z		W	
BR																	
AN	X																
KL	X																
GS	X																
Z																	
W																	
	ACVG54 -T-verbinding -Assemblage-T -T-Verbinder -Connecting bracket	1	Stuk Pièce Stück Pièce	VG22	<table border="1"> <tr><td>BR</td><td></td></tr> <tr><td>AN</td><td></td></tr> <tr><td>KL</td><td></td></tr> <tr><td>GS</td><td></td></tr> <tr><td>Z</td><td></td></tr> <tr><td>W</td><td></td></tr> </table>	BR		AN		KL		GS		Z		W	
BR																	
AN																	
KL																	
GS																	
Z																	
W																	


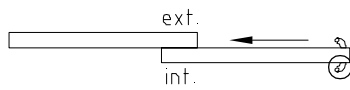

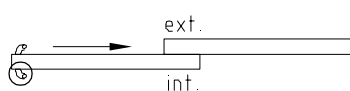

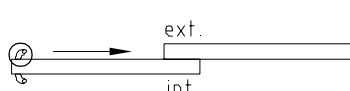

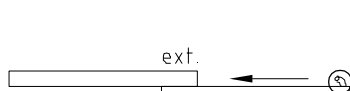

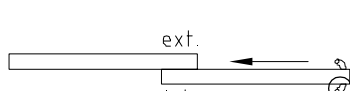


		Verp. per Emb. par Pack pr. Pack pr.	Eenheid Unité Einheit Unit	Toepassing Application Anwendung Application	Kleur Couleur Farbe Color												
	<p>ACVG55</p> <p>-Automatische sluiting schuifraam -Fermeture automatique -Automatische verschluse -Automatic lock</p> <p>180mm</p>	1	Stuk Pièce Stück Pièce	VG20 VG820	<table border="1"> <tr><td>BR</td><td></td></tr> <tr><td>AN</td><td>X</td></tr> <tr><td>KL</td><td>X</td></tr> <tr><td>GS</td><td>X</td></tr> <tr><td>Z</td><td></td></tr> <tr><td>W</td><td></td></tr> </table>	BR		AN	X	KL	X	GS	X	Z		W	
BR																	
AN	X																
KL	X																
GS	X																
Z																	
W																	
	<p>ACVG57</p> <p>-Stormventieltje -Clapet anti-réoulement -Sturm ventil -Storm valve</p>	1	Stuk Pièce Stück Pièce	VG10 VG13 VG110 VG210 VG810	<table border="1"> <tr><td>BR</td><td></td></tr> <tr><td>AN</td><td></td></tr> <tr><td>KL</td><td></td></tr> <tr><td>GS</td><td></td></tr> <tr><td>Z</td><td></td></tr> <tr><td>W</td><td></td></tr> </table>	BR		AN		KL		GS		Z		W	
BR																	
AN																	
KL																	
GS																	
Z																	
W																	
	<p>ACVG65</p> <p>-Zeskantsleutel 2.5mm -Clé à six pans 2.5mm -Sechskantschlüssel 2.5mm -T-handle hexagon key 2.5mm</p>	1	Stuk Pièce Stück Pièce	ACVG12	<table border="1"> <tr><td>BR</td><td></td></tr> <tr><td>AN</td><td></td></tr> <tr><td>KL</td><td></td></tr> <tr><td>GS</td><td></td></tr> <tr><td>Z</td><td></td></tr> <tr><td>W</td><td></td></tr> </table>	BR		AN		KL		GS		Z		W	
BR																	
AN																	
KL																	
GS																	
Z																	
W																	
	<p>ACVG66</p> <p>-Zeskantsleutel 3mm -Clé à six pans 3mm -Sechskantschlüssel 3mm -T-handle hexagon key 3mm</p>	1	Stuk Pièce Stück Pièce	ACVG14 ACVG16 ACVG23 ACVG24	<table border="1"> <tr><td>BR</td><td></td></tr> <tr><td>AN</td><td></td></tr> <tr><td>KL</td><td></td></tr> <tr><td>GS</td><td></td></tr> <tr><td>Z</td><td></td></tr> <tr><td>W</td><td></td></tr> </table>	BR		AN		KL		GS		Z		W	
BR																	
AN																	
KL																	
GS																	
Z																	
W																	
	<p>ACVG68</p> <p>-Vaste komgreep buiten -Cuvette fixe extérieur -Feste griff aussen -Fixed grip outside</p>	1	Stuk Pièce Stück Pièce	VG20 VG820 ACVG69 ACVG71	<table border="1"> <tr><td>BR</td><td>X</td></tr> <tr><td>AN</td><td></td></tr> <tr><td>KL</td><td>X</td></tr> <tr><td>GS</td><td>X</td></tr> <tr><td>Z</td><td></td></tr> <tr><td>W</td><td></td></tr> </table>	BR	X	AN		KL	X	GS	X	Z		W	
BR	X																
AN																	
KL	X																
GS	X																
Z																	
W																	

BR = BRUT - BRUT - ROH - BRUT
 AN (X) = ANODISATIE - ANODISE - ELOXIERT - ANODISED
 AN (■) = GELAKT - LAQUE - LACKIERT - LACQUERED -- RAL9006M
 KL = STANDAARDKLEUREN - COULEUR STANDARD - BASIS FARBEN - BASIC COLORS
 GS = GEMOFFELD SPECIAAL - LAQUE SPECIAL - SPECIALFARBE - SPECIAL COLOR
 Z = ZWART - NOIR - SCHWARZ - BLACK
 W = WIT - BLANC - WEISS - WHITE

 GEREEDSCHAP - OUTILLAGE
 WERKZEUG - TOOL
 BEVESTIGING - FIXATION
 BEFESTIGUNG - FIXATION



		Verp. per Emb. par Pack pr.	Einheid Unité Einheit Unit	Toepassing Application Anwendung Application	Kleur Couleur Farbe Color												
	<p>ACVG69LB</p> <ul style="list-style-type: none"> -Ronde handgreep links binnen -Poignée ronde gauche intérieur -Runde griff links innen -Round handle left inside 	1	Stuk Pièce Stück Piece	VG20 VG820	<table border="1"> <tr><td>BR</td><td>X</td></tr> <tr><td>AN</td><td>■</td></tr> <tr><td>KL</td><td>X</td></tr> <tr><td>GS</td><td>X</td></tr> <tr><td>Z</td><td></td></tr> <tr><td>W</td><td></td></tr> </table>	BR	X	AN	■	KL	X	GS	X	Z		W	
BR	X																
AN	■																
KL	X																
GS	X																
Z																	
W																	
	<p>ACVG69RB</p> <ul style="list-style-type: none"> -Ronde handgreep rechts binnen -Poignée ronde droite intérieur -Runde griff rechts innen -Round handle right inside 	1	Stuk Pièce Stück Piece	VG20 VG820	<table border="1"> <tr><td>BR</td><td>X</td></tr> <tr><td>AN</td><td>■</td></tr> <tr><td>KL</td><td>X</td></tr> <tr><td>GS</td><td>X</td></tr> <tr><td>Z</td><td></td></tr> <tr><td>W</td><td></td></tr> </table>	BR	X	AN	■	KL	X	GS	X	Z		W	
BR	X																
AN	■																
KL	X																
GS	X																
Z																	
W																	
	<p>ACVG70LA</p> <ul style="list-style-type: none"> -Ronde handgreep links buiten -Poignée ronde gauche extérieur -Runde griff links aussen -Round handle left outside 	1	Stuk Pièce Stück Piece	VG20 VG820	<table border="1"> <tr><td>BR</td><td>X</td></tr> <tr><td>AN</td><td>■</td></tr> <tr><td>KL</td><td>X</td></tr> <tr><td>GS</td><td>X</td></tr> <tr><td>Z</td><td></td></tr> <tr><td>W</td><td></td></tr> </table>	BR	X	AN	■	KL	X	GS	X	Z		W	
BR	X																
AN	■																
KL	X																
GS	X																
Z																	
W																	
	<p>ACVG70RA</p> <ul style="list-style-type: none"> -Ronde handgreep rechts buiten -Poignée ronde droite extérieur -Runde griff rechts aussen -Round handle right outside 	1	Stuk Pièce Stück Piece	VG20 VG820	<table border="1"> <tr><td>BR</td><td>X</td></tr> <tr><td>AN</td><td>■</td></tr> <tr><td>KL</td><td>X</td></tr> <tr><td>GS</td><td>X</td></tr> <tr><td>Z</td><td></td></tr> <tr><td>W</td><td></td></tr> </table>	BR	X	AN	■	KL	X	GS	X	Z		W	
BR	X																
AN	■																
KL	X																
GS	X																
Z																	
W																	
	<p>ACVG71LB</p> <ul style="list-style-type: none"> -Ronde handgreep links binnen -Poignée ronde gauche intérieur -Runde griff links innen -Round handle left inside 	1	Stuk Pièce Stück Piece	VG20 VG820	<table border="1"> <tr><td>BR</td><td>X</td></tr> <tr><td>AN</td><td>■</td></tr> <tr><td>KL</td><td>X</td></tr> <tr><td>GS</td><td>X</td></tr> <tr><td>Z</td><td></td></tr> <tr><td>W</td><td></td></tr> </table>	BR	X	AN	■	KL	X	GS	X	Z		W	
BR	X																
AN	■																
KL	X																
GS	X																
Z																	
W																	

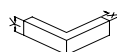
BR = BRUT - BRUT - ROH - BRUT
 AN (X) = ANODISATIE - ANODISE - ELOXIERT - ANODISED
 AN (■) = GELAKT - LAQUE - LACKIERT - LACQUERED -- RAL9006M
 KL = STANDAARDKLEUREN - COULEUR STANDARD - BASIS FARBEN - BASIC COLORS
 GS = GEMOFFELD SPECIAAL - LAQUE SPECIAL - SPECIALFARBE - SPECIAL COLOR
 Z = ZWART - NOIR - SCHWARZ - BLACK
 W = WIT - BLANC - WEISS - WHITE


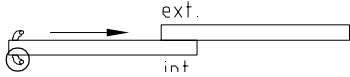

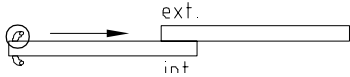

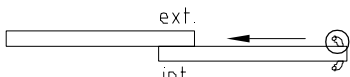

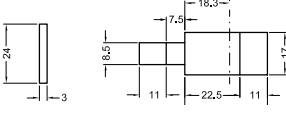



GEREEDSCHAP - OUTILLAGE
 WERKZEUG - TOOL





BEVESTIGING - FIXATION
 BEFESTIGUNG - FIXATION


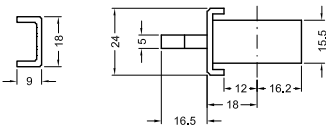


		Verp. per Emb. par Pack pr. Pack pr.	Eenheid Unité Einheit Unit	Toepassing Application Anwendung Application	Kleur Couleur Farbe Color												
	<p>ACVG71RB</p> <p>-Ronde handgreep rechts binnen -Poignée ronde droite intérieur -Runde griff rechts innen -Round handle right inside</p> 	1	Stuk Pièce Stück Pièce	VG20 VG820	<table border="1"> <tr><td>BR</td><td>X</td></tr> <tr><td>AN</td><td>■</td></tr> <tr><td>KL</td><td>X</td></tr> <tr><td>GS</td><td>X</td></tr> <tr><td>Z</td><td></td></tr> <tr><td>W</td><td></td></tr> </table>	BR	X	AN	■	KL	X	GS	X	Z		W	
BR	X																
AN	■																
KL	X																
GS	X																
Z																	
W																	
	<p>ACVG72LA</p> <p>-Ronde handgreep links buiten -Poignée ronde gauche extérieur -Runde griff links aussen -Round handle left outside</p> 	1	Stuk Pièce Stück Pièce	VG20 VG820	<table border="1"> <tr><td>BR</td><td>X</td></tr> <tr><td>AN</td><td>■</td></tr> <tr><td>KL</td><td>X</td></tr> <tr><td>GS</td><td>X</td></tr> <tr><td>Z</td><td></td></tr> <tr><td>W</td><td></td></tr> </table>	BR	X	AN	■	KL	X	GS	X	Z		W	
BR	X																
AN	■																
KL	X																
GS	X																
Z																	
W																	
	<p>ACVG72RA</p> <p>-Ronde handgreep rechts buiten -Poignée ronde droite extérieur -Runde griff rechts aussen -Round handle right outside</p> 	1	Stuk Pièce Stück Pièce	VG20 VG820	<table border="1"> <tr><td>BR</td><td>X</td></tr> <tr><td>AN</td><td>■</td></tr> <tr><td>KL</td><td>X</td></tr> <tr><td>GS</td><td>X</td></tr> <tr><td>Z</td><td></td></tr> <tr><td>W</td><td></td></tr> </table>	BR	X	AN	■	KL	X	GS	X	Z		W	
BR	X																
AN	■																
KL	X																
GS	X																
Z																	
W																	
	<p>ACVG73</p> <p>-Haakslot + slotplaat -Serrure à crochet + gâche -Haakschloss + Schliesplatte -Hooklock + lockplate</p> 	1	Stuk Pièce Stück Pièce	VG20 VG820	<table border="1"> <tr><td>BR</td><td></td></tr> <tr><td>AN</td><td></td></tr> <tr><td>KL</td><td></td></tr> <tr><td>GS</td><td></td></tr> <tr><td>Z</td><td></td></tr> <tr><td>W</td><td></td></tr> </table>	BR		AN		KL		GS		Z		W	
BR																	
AN																	
KL																	
GS																	
Z																	
W																	
	<p>ACVG74</p> <p>-Cylinder 30/30 -Cylindre 30/30 -Zylinder 30/30 -Cylinder 30/30</p>	1	Stuk Pièce Stück Pièce	ACVG73	<table border="1"> <tr><td>BR</td><td></td></tr> <tr><td>AN</td><td></td></tr> <tr><td>KL</td><td></td></tr> <tr><td>GS</td><td></td></tr> <tr><td>Z</td><td></td></tr> <tr><td>W</td><td></td></tr> </table>	BR		AN		KL		GS		Z		W	
BR																	
AN																	
KL																	
GS																	
Z																	
W																	

BR = BRUT - BRUT - ROH - BRUT
 AN (X) = ANODISATIE - ANODISE - ELOXIERT - ANODISED
 AN (■) = GELAKT - LAQUE - LACKIERT - LACQUERED -- RAL9006M
 KL = STANDAARDKLEUREN - COULEUR STANDARD - BASIS FARBEN - BASIC COLORS
 GS = GEMOFFELD SPECIAAL - LAQUE SPECIAL - SPECIALFARBE - SPECIAL COLOR
 Z = ZWART - NOIR - SCHWARZ - BLACK
 W = WIT - BLANC - WEISS - WHITE

 GEREEDSCHAP - OUTILLAGE
 WERKZEUG - TOOL
 BEVESTIGING - FIXATION
 BEFESTIGUNG - FIXATION



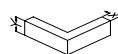
	Verp. per Emb. par Pack pr.	Eenheid Unit	Toepassing Application	Kleur Couleur												
	1	Stuk Pièce Stück Piece	VG20 VG820	<table border="1"> <tr> <td>BR</td> <td></td> </tr> <tr> <td>AN</td> <td>■</td> </tr> <tr> <td>KL</td> <td>X</td> </tr> <tr> <td>GS</td> <td>X</td> </tr> <tr> <td>Z</td> <td></td> </tr> <tr> <td>W</td> <td></td> </tr> </table>	BR		AN	■	KL	X	GS	X	Z		W	
BR																
AN	■															
KL	X															
GS	X															
Z																
W																
<p>ACVG75</p> <p>-Meerpuntsluiting -Serrure multi-point -Multipunkte Verschluss -Multiple point lock</p> 																

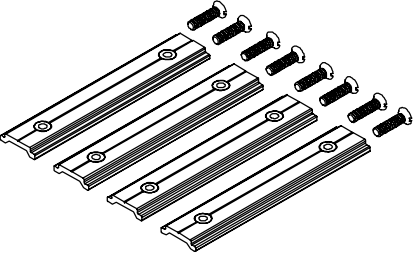



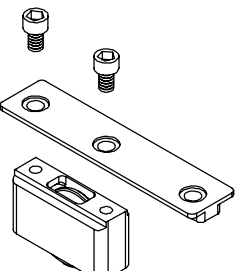
BR = BRUT - BRUT - ROH - BRUT
 AN (X) = ANODISATIE - ANODISE - ELOXIERT - ANODISED
 AN (■) = GELAKT - LAQUE - LACKIERT - LACQUERED -- RAL9006M
 KL = STANDAARDKLEUREN - COULEUR STANDARD - BASIS FARBEN - BASIC COLORS
 GS = GEMOFFELD SPECIAAL - LAQUE SPECIAL - SPECIALFARBE - SPECIAL COLOR
 Z = ZWART - NOIR - SCHWARZ - BLACK
 W = WIT - BLANC - WEISS - WHITE





GEREEDSCHAP - OUTILLAGE
WERKZEUG - TOOL

BEVESTIGING - FIXATION
BEFESTIGUNG - FIXATION







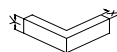
		Verp. per Emb. par Pack pr.	Eenheid Unité Einheit Unit	Toepassing Application Anwendung Application	Kleur Couleur Farbe Color												
	ACVG79 -Bevestigingsplaat voor slot -Contre-plaques pour serrure -Befestigungsplatte für Schloss -Attachment plates for lock	1	Stuk Pièce Stück Piece	ACVG750 VG21	<table border="1"> <tr><td>BR</td><td></td></tr> <tr><td>AN</td><td></td></tr> <tr><td>KL</td><td></td></tr> <tr><td>GS</td><td></td></tr> <tr><td>Z</td><td></td></tr> <tr><td>W</td><td></td></tr> </table>	BR		AN		KL		GS		Z		W	
BR																	
AN																	
KL																	
GS																	
Z																	
W																	
	ACVG80 -Bevestigingsplaat voor slot -Plaques de fixation pour serrure -Befestigungsplatte für Schloss -Fixation plates for lock	1	Stuk Pièce Stück Piece	ACVG75 VG21 ACVG751	<table border="1"> <tr><td>BR</td><td></td></tr> <tr><td>AN</td><td></td></tr> <tr><td>KL</td><td></td></tr> <tr><td>GS</td><td></td></tr> <tr><td>Z</td><td></td></tr> <tr><td>W</td><td></td></tr> </table>	BR		AN		KL		GS		Z		W	
BR																	
AN																	
KL																	
GS																	
Z																	
W																	
	ACVG81 -Bevestigingsplaat voor slot -Plaque de fixation pour serrure -Befestigungsplatte für Schloss -Fixation plate for lock	1	Stuk Pièce Stück Piece	ACVG75 ACVG751	<table border="1"> <tr><td>BR</td><td></td></tr> <tr><td>AN</td><td></td></tr> <tr><td>KL</td><td></td></tr> <tr><td>GS</td><td></td></tr> <tr><td>Z</td><td></td></tr> <tr><td>W</td><td></td></tr> </table>	BR		AN		KL		GS		Z		W	
BR																	
AN																	
KL																	
GS																	
Z																	
W																	
	ACVG82 -Bevestigingsplaatjes -Plaques de fixation -Befestigungsplatte -Fixation plates	1	Stuk Pièce Stück Piece	ACVG73	<table border="1"> <tr><td>BR</td><td></td></tr> <tr><td>AN</td><td></td></tr> <tr><td>KL</td><td></td></tr> <tr><td>GS</td><td></td></tr> <tr><td>Z</td><td></td></tr> <tr><td>W</td><td></td></tr> </table>	BR		AN		KL		GS		Z		W	
BR																	
AN																	
KL																	
GS																	
Z																	
W																	
	ACVG109 -Enkel loopwiel KS max. 60kg/wiel -Roulette simple KS max. 60kg/roulette -Einzeln KS Rolle max. 60kg/rolle -Single KS pulley max. 60kg/pulley	1	Stuk Pièce Stück Piece	VG20 VG820	<table border="1"> <tr><td>BR</td><td></td></tr> <tr><td>AN</td><td></td></tr> <tr><td>KL</td><td></td></tr> <tr><td>GS</td><td></td></tr> <tr><td>Z</td><td></td></tr> <tr><td>W</td><td></td></tr> </table>	BR		AN		KL		GS		Z		W	
BR																	
AN																	
KL																	
GS																	
Z																	
W																	

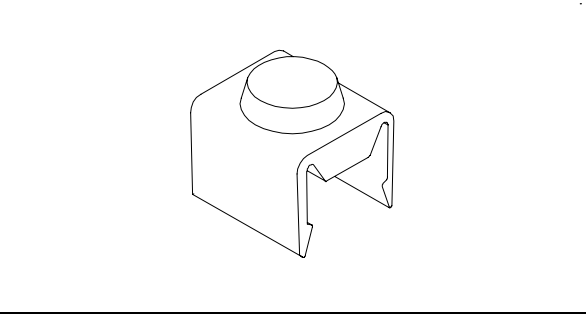

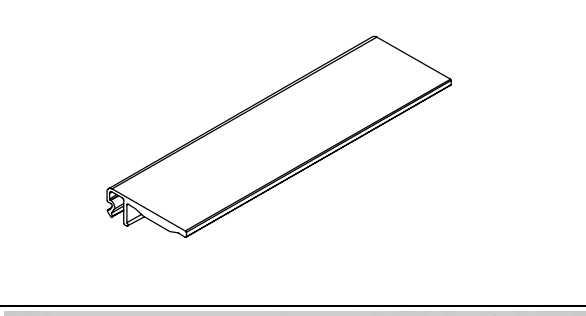

BR = BRUT - BRUT - ROH - BRUT
 AN (X) = ANODISATIE - ANODISE - ELOXIERT - ANODISED
 AN (■) = GELAKT - LAQUE - LACKIERT - LACQUERED -- RAL9006M
 KL = STANDAARDKLEUREN - COULEUR STANDARD - BASIS FARBEN - BASIC COLORS
 GS = GEMOFFELD SPECIAAL - LAQUE SPECIAL - SPECIALFARBE - SPECIAL COLOR
 Z = ZWART - NOIR - SCHWARZ - BLACK
 W = WIT - BLANC - WEISS - WHITE

 GEREEDSCHAP - OUTILLAGE
 WERKZEUG - TOOL
 BEVESTIGING - FIXATION
 BEFESTIGUNG - FIXATION





	Verp. per Emb. par Pack pr.	Einheid Unit	Toepassing Application	Kleur Couleur												
 <p>ACVG110</p> <ul style="list-style-type: none"> -Tandemwiel in kunststof max. 100kg/wiel -Roulette double en matière plastique max. 100kg/roulette -Tandemrolle in kunststof max. 100kg/rolle -Double pulley in synthetic material max. 100kg/pulley 	1	Stuk Pièce Stück Piece	VG20 VG820	<table border="1"> <tr><td>BR</td><td></td></tr> <tr><td>AN</td><td></td></tr> <tr><td>KL</td><td></td></tr> <tr><td>GS</td><td></td></tr> <tr><td>Z</td><td></td></tr> <tr><td>W</td><td></td></tr> </table>	BR		AN		KL		GS		Z		W	
BR																
AN																
KL																
GS																
Z																
W																
 <p>ACVG130</p> <ul style="list-style-type: none"> -Centrale dichting onder + boven voor hefschuif -Étanchéité centrale inf. + sup. pour levant coulissante -Mitteldichtung unten und oben für Hebeschiebe -Plug for risers and antidust top and bottom for lift sliding 	1	Set	VG10 VG13 VG110 VG810	<table border="1"> <tr><td>BR</td><td></td></tr> <tr><td>AN</td><td></td></tr> <tr><td>KL</td><td></td></tr> <tr><td>GS</td><td></td></tr> <tr><td>Z</td><td></td></tr> <tr><td>W</td><td></td></tr> </table>	BR		AN		KL		GS		Z		W	
BR																
AN																
KL																
GS																
Z																
W																
 <p>ACVG131</p> <ul style="list-style-type: none"> -Beglazingsrubber buiten 4mm -Joint de vitrage extérieur 4mm -Glasanlage-Dichtung 4mm -Glazing gasket outside 4mm 	100	m	VG20 VG22 VG120 VG122 VG820	<table border="1"> <tr><td>BR</td><td></td></tr> <tr><td>AN</td><td></td></tr> <tr><td>KL</td><td></td></tr> <tr><td>GS</td><td></td></tr> <tr><td>Z</td><td></td></tr> <tr><td>W</td><td></td></tr> </table>	BR		AN		KL		GS		Z		W	
BR																
AN																
KL																
GS																
Z																
W																
 <p>ACVG131N</p> <ul style="list-style-type: none"> -Beglazingsrubber buiten 4mm ronddraaiend -Joint de vitrage extérieur 4mm tournant -Glasanlage-Dichtung 4mm herumdrehend -Glazing gasket outside 4mm rotated 	100	m	VG20 VG22 VG120 VG122 VG820	<table border="1"> <tr><td>BR</td><td></td></tr> <tr><td>AN</td><td></td></tr> <tr><td>KL</td><td></td></tr> <tr><td>GS</td><td></td></tr> <tr><td>Z</td><td></td></tr> <tr><td>W</td><td></td></tr> </table>	BR		AN		KL		GS		Z		W	
BR																
AN																
KL																
GS																
Z																
W																
 <p>ACVG134</p> <ul style="list-style-type: none"> -Pakket schroeven voor handgrepen 4-delig schuifraam -Paquet de vis pour poignée fenêtre coulissante 4 vantaux -Paket schrauben für handgriff 4 Flügel Schiebefenster -Set screws for handle 4 panels sliding window 	1	Set	ACVG135 ACSL136 ACSL137 ACSL138	<table border="1"> <tr><td>BR</td><td></td></tr> <tr><td>AN</td><td></td></tr> <tr><td>KL</td><td></td></tr> <tr><td>GS</td><td></td></tr> <tr><td>Z</td><td></td></tr> <tr><td>W</td><td></td></tr> </table>	BR		AN		KL		GS		Z		W	
BR																
AN																
KL																
GS																
Z																
W																



		Verp. per Emb. par Pack pr. Pack pr.	Eenheid Unité Einheit Unit	Toepassing Application Anwendung Application	Kleur Couleur Farbe Color												
	<p>ACVG135</p> <p>-Vaste handgreep buiten met cilinder voor 4 slag -Poignée fixe extérieure avec cylindre pour 4 vant -Feste handgriff aussen mit Zylinder für 4 flügel -Fixed handle outside with cylinder for 4 vent</p>	1	Stuk Pièce Stück Pièce	VG20 VG820	<table border="1"> <tr><td>BR</td><td>X</td></tr> <tr><td>AN</td><td>X</td></tr> <tr><td>KL</td><td>X</td></tr> <tr><td>GS</td><td>X</td></tr> <tr><td>Z</td><td></td></tr> <tr><td>W</td><td></td></tr> </table>	BR	X	AN	X	KL	X	GS	X	Z		W	
BR	X																
AN	X																
KL	X																
GS	X																
Z																	
W																	
	<p>ACVG140</p> <p>-Sluistootbuffer -Butée de fermeture -Stossklotz -Stop block</p>	1	Stuk Pièce Stück Pièce	VG120	<table border="1"> <tr><td>BR</td><td></td></tr> <tr><td>AN</td><td></td></tr> <tr><td>KL</td><td></td></tr> <tr><td>GS</td><td></td></tr> <tr><td>Z</td><td></td></tr> <tr><td>W</td><td></td></tr> </table>	BR		AN		KL		GS		Z		W	
BR																	
AN																	
KL																	
GS																	
Z																	
W																	
	<p>ACVG141</p> <p>-Centrale dichting 3 vleugels voor hefschuif -Etanchéité centrale 3 vantaux pour levant coulissante -Mitteldichtung 3 Flügel für Hebeschiebe -Plug for risers and antidust 3 panel for lift sliding</p>	1	Set	VG11	<table border="1"> <tr><td>BR</td><td></td></tr> <tr><td>AN</td><td></td></tr> <tr><td>KL</td><td></td></tr> <tr><td>GS</td><td></td></tr> <tr><td>Z</td><td></td></tr> <tr><td>W</td><td></td></tr> </table>	BR		AN		KL		GS		Z		W	
BR																	
AN																	
KL																	
GS																	
Z																	
W																	
	<p>ACVG143</p> <p>-Glassteun -Support de vitrage -Klotzbrücke -Glazing support</p>	1	Stuk Pièce Stück Pièce	VG20 VG22 VG120 VG122 VG820	<table border="1"> <tr><td>BR</td><td></td></tr> <tr><td>AN</td><td></td></tr> <tr><td>KL</td><td></td></tr> <tr><td>GS</td><td></td></tr> <tr><td>Z</td><td></td></tr> <tr><td>W</td><td></td></tr> </table>	BR		AN		KL		GS		Z		W	
BR																	
AN																	
KL																	
GS																	
Z																	
W																	
	<p>ACVG144</p> <p>-Vleugelsteun -Support de vantail -Flügelunterstützung -Vent support</p>	1	Stuk Pièce Stück Pièce	VG120	<table border="1"> <tr><td>BR</td><td></td></tr> <tr><td>AN</td><td></td></tr> <tr><td>KL</td><td></td></tr> <tr><td>GS</td><td></td></tr> <tr><td>Z</td><td></td></tr> <tr><td>W</td><td></td></tr> </table>	BR		AN		KL		GS		Z		W	
BR																	
AN																	
KL																	
GS																	
Z																	
W																	






BR = BRUT - BRUT - ROH - BRUT
 AN (X) = ANODISATIE - ANODISE - ELOXIERT - ANODISED
 AN (■) = GELAKT - LAQUE - LACKIERT - LACQUERED -- RAL9006M
 KL = STANDAARDKLEUREN - COULEUR STANDARD - BASIS FARBEN - BASIC COLORS
 GS = GEMOFFELD SPECIAAL - LAQUE SPECIAL - SPECIALFARBE - SPECIAL COLOR
 Z = ZWART - NOIR - SCHWARZ - BLACK
 W = WIT - BLANC - WEISS - WHITE

 GEREEDSCHAP - OUTILLAGE
 WERKZEUG - TOOL
 BEVESTIGING - FIXATION
 BEFESTIGUNG - FIXATION





	Verp. per Emb. par Pack pr.	Einheid Unit	Toepassing Application	Kleur Couleur												
 <p>ACVG145 -Boormal voor watergat -Calibre pour écoulement d'eau -Bohrschablone für Entwässerung -Boring jig set for wateroutlet</p>	1	Stuk Pièce Stück Piece	VG10 VG13 VG110 VG810	<table border="1"> <tr><td>BR</td><td></td></tr> <tr><td>AN</td><td></td></tr> <tr><td>KL</td><td></td></tr> <tr><td>GS</td><td></td></tr> <tr><td>Z</td><td></td></tr> <tr><td>W</td><td></td></tr> </table>	BR		AN		KL		GS		Z		W	
BR																
AN																
KL																
GS																
Z																
W																
 <p>ACVG154 -Boormal voor T-verbinder -Calibre pour assemblage-T -Bohrschablone T-Verbinder -Boring jig set for connecting bracket</p>	1	Stuk Pièce Stück Piece	ACVG46 ACVG54	<table border="1"> <tr><td>BR</td><td></td></tr> <tr><td>AN</td><td></td></tr> <tr><td>KL</td><td></td></tr> <tr><td>GS</td><td></td></tr> <tr><td>Z</td><td></td></tr> <tr><td>W</td><td></td></tr> </table>	BR		AN		KL		GS		Z		W	
BR																
AN																
KL																
GS																
Z																
W																
 <p>ACVG155 -Boormal -Calibre -Bohrschablone -Boring jig set</p>	1	Stuk Pièce Stück Piece	VG20 VG120 VG122	<table border="1"> <tr><td>BR</td><td></td></tr> <tr><td>AN</td><td></td></tr> <tr><td>KL</td><td></td></tr> <tr><td>GS</td><td></td></tr> <tr><td>Z</td><td></td></tr> <tr><td>W</td><td></td></tr> </table>	BR		AN		KL		GS		Z		W	
BR																
AN																
KL																
GS																
Z																
W																
 <p>ACVG156 -Set stangenslot VG -Set serrure a tringles VG -Set treibriegelschloss VG -Set door bolts VG</p>	1	Set	VG20 VG820	<table border="1"> <tr><td>BR</td><td></td></tr> <tr><td>AN</td><td></td></tr> <tr><td>KL</td><td></td></tr> <tr><td>GS</td><td></td></tr> <tr><td>Z</td><td></td></tr> <tr><td>W</td><td></td></tr> </table>	BR		AN		KL		GS		Z		W	
BR																
AN																
KL																
GS																
Z																
W																
 <p>ACVG221 -Bevestiging hefschuifdeur -Fixation levant coulissante -Befestigung Hebeschiebetür -Fixation lift sliding door</p>	1	Set	VG21	<table border="1"> <tr><td>BR</td><td></td></tr> <tr><td>AN</td><td></td></tr> <tr><td>KL</td><td></td></tr> <tr><td>GS</td><td></td></tr> <tr><td>Z</td><td></td></tr> <tr><td>W</td><td></td></tr> </table>	BR		AN		KL		GS		Z		W	
BR																
AN																
KL																
GS																
Z																
W																



		Verp. per Emb. par Pack pr. Pack pr.	Eenheid Unité Einheit Unit	Toepassing Application Anwendung Application	Kleur Couleur Farbe Color												
	<p>ACVG231</p> <p>-Beglazingsrubber buiten 2mm -Joint de vitrage extérieur 2mm -Glasanlage-Dichtung 2mm -Glazing gasket outside 2mm</p>	200	m	VG20 VG22 VG120 VG122 VG820	<table border="1"> <tr><td>BR</td><td></td></tr> <tr><td>AN</td><td></td></tr> <tr><td>KL</td><td></td></tr> <tr><td>GS</td><td></td></tr> <tr><td>Z</td><td></td></tr> <tr><td>W</td><td></td></tr> </table>	BR		AN		KL		GS		Z		W	
BR																	
AN																	
KL																	
GS																	
Z																	
W																	
	<p>ACVG231N</p> <p>-Beglazingsrubber buiten 2mm ronddraaiend -Joint de vitrage extérieur 2mm tournant -Glasanlage-Dichtung 2mm herumdrehend -Glazing gasket outside 2mm rotated</p>	200	m	VG20 VG22 VG120 VG122 VG820	<table border="1"> <tr><td>BR</td><td></td></tr> <tr><td>AN</td><td></td></tr> <tr><td>KL</td><td></td></tr> <tr><td>GS</td><td></td></tr> <tr><td>Z</td><td></td></tr> <tr><td>W</td><td></td></tr> </table>	BR		AN		KL		GS		Z		W	
BR																	
AN																	
KL																	
GS																	
Z																	
W																	
	<p>ACVG235</p> <p>-Niet automatische sluiting schuifdeur -Fermeture coulissant non automatique -Nicht automatische Handgriff Schiebetür -Non automatic handle for sliding door</p> <p>180mm</p>	1	Stuk Pièce Stück Pièce	VG110 VG310	<table border="1"> <tr><td>BR</td><td></td></tr> <tr><td>AN</td><td>X</td></tr> <tr><td>KL</td><td>X</td></tr> <tr><td>GS</td><td>X</td></tr> <tr><td>Z</td><td></td></tr> <tr><td>W</td><td></td></tr> </table>	BR		AN	X	KL	X	GS	X	Z		W	
BR																	
AN	X																
KL	X																
GS	X																
Z																	
W																	
	<p>ACVG246</p> <p>-Zelftappende inbusvijs DIN912-4.8x50 -DIN912-4.8x50 -DIN912-4.8x50 -DIN912-4.8x50</p>	1	Stuk Pièce Stück Pièce	VG20 VG120 VG122	<table border="1"> <tr><td>BR</td><td></td></tr> <tr><td>AN</td><td></td></tr> <tr><td>KL</td><td></td></tr> <tr><td>GS</td><td></td></tr> <tr><td>Z</td><td></td></tr> <tr><td>W</td><td></td></tr> </table>	BR		AN		KL		GS		Z		W	
BR																	
AN																	
KL																	
GS																	
Z																	
W																	
	<p>ACVG256</p> <p>-Midden vergrendeling schuifdeur -Verrouillage centrale pour porte coulissante -Mittel verriegelung für schiebetür -Central closure for sliding door</p>	1	Stuk Pièce Stück Pièce	VG20 VG120	<table border="1"> <tr><td>BR</td><td></td></tr> <tr><td>AN</td><td></td></tr> <tr><td>KL</td><td></td></tr> <tr><td>GS</td><td></td></tr> <tr><td>Z</td><td></td></tr> <tr><td>W</td><td></td></tr> </table>	BR		AN		KL		GS		Z		W	
BR																	
AN																	
KL																	
GS																	
Z																	
W																	

BR = BRUT - BRUT - ROH - BRUT
 AN (X) = ANODISATIE - ANODISE - ELOXIERT - ANODISED
 AN (■) = GELAKT - LAQUE - LACKIERT - LACQUERED -- RAL9006M
 KL = STANDAARDKLEUREN - COULEUR STANDARD - BASIS FARBEN - BASIC COLORS
 GS = GEMOFFELD SPECIAAL - LAQUE SPECIAL - SPECIALFARBE - SPECIAL COLOR
 Z = ZWART - NOIR - SCHWARZ - BLACK
 W = WIT - BLANC - WEISS - WHITE

 GEREEDSCHAP - OUTILLAGE
 WERKZEUG - TOOL
 BEVESTIGING - FIXATION
 BEFESTIGUNG - FIXATION



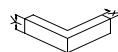
	Verp. per Emb. par Pack pr.	Einheid Unité Einheit Unit	Toepassing Application Anwendung Application	Kleur Couleur Farbe Color
	1	Stuk Pièce Stück Piece	ACVG256	BR
				AN
				KL
				GS
				Z
				W
<p>ACVG257</p> <p>-Ring 5mm -Rondelle 5mm -Ring 5mm -Ring 5mm</p>				


BR = BRUT - BRUT - ROH - BRUT
 AN (X) = ANODISATIE - ANODISE - ELOXIERT - ANODISED
 AN (■) = GELAKT - LAQUE - LACKIERT - LACQUERED -- RAL9006M
 KL = STANDAARDKLEUREN - COULEUR STANDARD - BASIS FARBEN - BASIC COLORS
 GS = GEMOFFELD SPECIAAL - LAQUE SPECIAL - SPECIALFARBE - SPECIAL COLOR
 Z = ZWART - NOIR - SCHWARZ - BLACK
 W = WIT - BLANC - WEISS - WHITE



GEREEDSCHAP - OUTILLAGE
WERKZEUG - TOOL

BEVESTIGING - FIXATION
BEFESTIGUNG - FIXATION



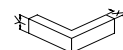
	Verp. per Emb. par Pack pr. Pack pr.	Eenheid Unité Einheit Unit	Toepassing Application Anwendung Application	Kleur Couleur Farbe Color												
 <p>ACVG275</p> <p>-Basispakket hefschuifbeslag zonder kruk max. 150kg -Paquet de base levant coulissante sans levier max. 150kg -Paket Hebeschiebetür ohne Griff max. 150kg -Set lift sliding door without handle max. 150kg</p>	1	Stuk Pièce Stück Pièce	VG120	<table border="1"> <tr><td>BR</td><td></td></tr> <tr><td>AN</td><td></td></tr> <tr><td>KL</td><td></td></tr> <tr><td>GS</td><td></td></tr> <tr><td>Z</td><td></td></tr> <tr><td>W</td><td></td></tr> </table>	BR		AN		KL		GS		Z		W	
BR																
AN																
KL																
GS																
Z																
W																





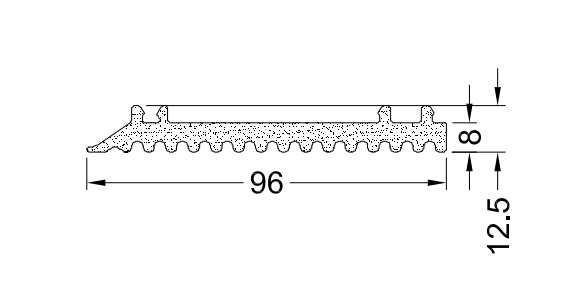
BR = BRUT - BRUT - ROH - BRUT
 AN (X) = ANODISATIE - ANODISE - ELOXIERT - ANODISED
 AN (■) = GELAKT - LAQUE - LACKIERT - LACQUERED -- RAL9006M
 KL = STANDAARDKLEUREN - COULEUR STANDARD - BASIS FARBEN - BASIC COLORS
 GS = GEMOFFELD SPECIAAL - LAQUE SPECIAL - SPECIALFARBE - SPECIAL COLOR
 Z = ZWART - NOIR - SCHWARZ - BLACK
 W = WIT - BLANC - WEISS - WHITE

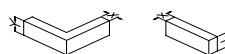


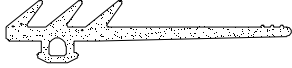
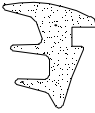


GEREEDSCHAP - OUTILLAGE
WERKZEUG - TOOL

BEVESTIGING - FIXATION
BEFESTIGUNG - FIXATION





	Verp. per Emb. par Pack pr.	Einheid Unit	Toepassing Application	Kleur Couleur Farbe Color												
 <p>ACVG281</p> <ul style="list-style-type: none"> -Kiervergrendeling voor hefschuifdeur -Verrouillage entrouvert pour levant coulissante -Spalt verriegelung für Hebeschiebetür -Ajar locking for lift sliding door 	1	Stuk Pièce Stück Piece	VG10 VG13 ACVG275	<table border="1"> <tr><td>BR</td><td></td></tr> <tr><td>AN</td><td></td></tr> <tr><td>KL</td><td></td></tr> <tr><td>GS</td><td></td></tr> <tr><td>Z</td><td></td></tr> <tr><td>W</td><td></td></tr> </table>	BR		AN		KL		GS		Z		W	
BR																
AN																
KL																
GS																
Z																
W																
 <p>ACVG285</p> <ul style="list-style-type: none"> -Enkele draaigreep voor hefschuifdeur -Poignée simple pour levant coulissante -Drehgriff für Hebeschiebetür -Turn handle for lift sliding door 	1	Stuk Pièce Stück Piece	VG120 ACVG275	<table border="1"> <tr><td>BR</td><td></td></tr> <tr><td>AN</td><td>X</td></tr> <tr><td>KL</td><td>X</td></tr> <tr><td>GS</td><td>X</td></tr> <tr><td>Z</td><td></td></tr> <tr><td>W</td><td></td></tr> </table>	BR		AN	X	KL	X	GS	X	Z		W	
BR																
AN	X															
KL	X															
GS	X															
Z																
W																
 <p>ACVG286</p> <ul style="list-style-type: none"> -Dubbele draaigreep voor hefschuifdeur -Poignée double pour levant coulissante -Doppelt Drehgriff für Hebeschiebetür -Double turn handle for lift sliding door 	1	Stuk Pièce Stück Piece	VG120 ACVG275	<table border="1"> <tr><td>BR</td><td></td></tr> <tr><td>AN</td><td>X</td></tr> <tr><td>KL</td><td>X</td></tr> <tr><td>GS</td><td>X</td></tr> <tr><td>Z</td><td></td></tr> <tr><td>W</td><td></td></tr> </table>	BR		AN	X	KL	X	GS	X	Z		W	
BR																
AN	X															
KL	X															
GS	X															
Z																
W																
 <p>ACVG287</p> <ul style="list-style-type: none"> -Enkele draaigreep voor hefschuifdeur -Poignée simple pour levant coulissant -Drehgriff für Hebeschiebetür -Single turn handle for lift sliding patio door 	1	Stuk Pièce Stück Piece	VG120 ACVG275	<table border="1"> <tr><td>BR</td><td></td></tr> <tr><td>AN</td><td>X</td></tr> <tr><td>KL</td><td>X</td></tr> <tr><td>GS</td><td>X</td></tr> <tr><td>Z</td><td></td></tr> <tr><td>W</td><td></td></tr> </table>	BR		AN	X	KL	X	GS	X	Z		W	
BR																
AN	X															
KL	X															
GS	X															
Z																
W																
 <p>ACVG300</p> <ul style="list-style-type: none"> -Basis rubber -Base gache -Basis gummi -Base rubber 	25	m	VG10 VG110 VG210 VG310 VG810	<table border="1"> <tr><td>BR</td><td></td></tr> <tr><td>AN</td><td></td></tr> <tr><td>KL</td><td></td></tr> <tr><td>GS</td><td></td></tr> <tr><td>Z</td><td></td></tr> <tr><td>W</td><td></td></tr> </table>	BR		AN		KL		GS		Z		W	
BR																
AN																
KL																
GS																
Z																
W																



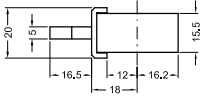


		Verp. per Emb. par Pack pr. Pack pr.	Eenheid Unité Einheit Unit	Toepassing Application Anwendung Application	Kleur Couleur Farbe Color												
	ACVG331 -Muuraansluitrubber -Joint de raccordement mural -Kupplung mauerdichtungsgummi -Connection wall gasket	100	m	VG13	<table border="1"> <tr><td>BR</td><td></td></tr> <tr><td>AN</td><td></td></tr> <tr><td>KL</td><td></td></tr> <tr><td>GS</td><td></td></tr> <tr><td>Z</td><td></td></tr> <tr><td>W</td><td></td></tr> </table>	BR		AN		KL		GS		Z		W	
BR																	
AN																	
KL																	
GS																	
Z																	
W																	
	ACVG340 -Beglazingsrubber 6mm -Joint de vitrage 6mm -Glasdichtung 6mm -Glazing gasket 6mm	200	m	VG40 VG41 VG42 VG43 VG44 VG45	<table border="1"> <tr><td>BR</td><td></td></tr> <tr><td>AN</td><td></td></tr> <tr><td>KL</td><td></td></tr> <tr><td>GS</td><td></td></tr> <tr><td>Z</td><td></td></tr> <tr><td>W</td><td></td></tr> </table>	BR		AN		KL		GS		Z		W	
BR																	
AN																	
KL																	
GS																	
Z																	
W																	
	ACVG340N -Beglazingsrubber 6mm ronddraaiend -Joint de vitrage 6mm tournant -Glasdichtung 6mm herumdrehend -Glazing gasket 6mm rotated	100	m	VG40 VG41 VG42 VG43 VG44 VG45	<table border="1"> <tr><td>BR</td><td></td></tr> <tr><td>AN</td><td></td></tr> <tr><td>KL</td><td></td></tr> <tr><td>GS</td><td></td></tr> <tr><td>Z</td><td></td></tr> <tr><td>W</td><td></td></tr> </table>	BR		AN		KL		GS		Z		W	
BR																	
AN																	
KL																	
GS																	
Z																	
W																	
	ACVG517 -Cilinder inbraakwerend 35/35 -Cylindre pour anti effraction 35/35 -Zylinder für einbruchhemmend 35/35 -Cylinder for burglary proof 35/35	1	Stuk Pièce Stück Piece	VG20 VG820	<table border="1"> <tr><td>BR</td><td></td></tr> <tr><td>AN</td><td></td></tr> <tr><td>KL</td><td></td></tr> <tr><td>GS</td><td></td></tr> <tr><td>Z</td><td></td></tr> <tr><td>W</td><td></td></tr> </table>	BR		AN		KL		GS		Z		W	
BR																	
AN																	
KL																	
GS																	
Z																	
W																	

BR = BRUT - BRUT - ROH - BRUT
 AN (X) = ANODISATIE - ANODISE - ELOXIERT - ANODISED
 AN (■) = GELAKT - LAQUE - LACKIERT - LACQUERED -- RAL9006M
 KL = STANDAARDKLEUREN - COULEUR STANDARD - BASIS FARBEN - BASIC COLORS
 GS = GEMOFFELD SPECIAAL - LAQUE SPECIAL - SPECIALFARBE - SPECIAL COLOR
 Z = ZWART - NOIR - SCHWARZ - BLACK
 W = WIT - BLANC - WEISS - WHITE

 GEREEDSCHAP - OUTILLAGE
 WERKZEUG - TOOL
 BEVESTIGING - FIXATION
 BEFESTIGUNG - FIXATION



	Verp. per Emb. par Pack pr.	Eenheid Unité Einheit Unit	Toepassing Application Anwendung Application	Kleur Couleur Farbe Color												
	1	Stuk Pièce Stück Piece	VG20 VG820	<table border="1" style="width: 100%; border-collapse: collapse;"> <tr><td style="width: 50px;">BR</td><td style="width: 50px;"></td></tr> <tr><td>AN</td><td></td></tr> <tr><td>KL</td><td></td></tr> <tr><td>GS</td><td></td></tr> <tr><td>Z</td><td></td></tr> <tr><td>W</td><td></td></tr> </table>	BR		AN		KL		GS		Z		W	
BR																
AN																
KL																
GS																
Z																
W																
<p>ACVG551</p> <p>-Inbraakvertragend 5 puntslot + slotplaat -Serrure 5 point + gache pour anti effraction -5 Punkt Schloss + Platte für einbruchhemmend -Lock with 5 points + lock plate for burglary proof</p> <div style="display: flex; justify-content: space-around; align-items: center;">   </div>																






BR = BRUT - BRUT - ROH - BRUT
 AN (X) = ANODISATIE - ANODISE - ELOXIERT - ANODISED
 AN (■) = GELAKT - LAQUE - LACKIERT - LACQUERED -- RAL9006M
 KL = STANDAARDKLEUREN - COULEUR STANDARD - BASIS FARBEN - BASIC COLORS
 GS = GEMOFFELD SPECIAAL - LAQUE SPECIAL - SPECIALFARBE - SPECIAL COLOR
 Z = ZWART - NOIR - SCHWARZ - BLACK
 W = WIT - BLANC - WEISS - WHITE





GEREEDSCHAP - OUTILLAGE
 WERKZEUG - TOOL

BEVESTIGING - FIXATION
 BEFESTIGUNG - FIXATION


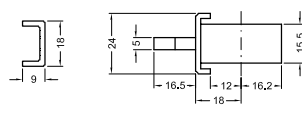


	Verp. per Emb. par Pack pr. Pack pr.	Eenheid Unité Einheit Unit	Toepassing Application Anwendung Application	Kleur Couleur Farbe Color												
 <p>ACVG553 -Buitenkruk met stift 112mm inbraakvertragend -Poignée extérieure avec tige 112mm anti effraction -Krücke aussen mit stift 112mm einbruchhemmend -Handle outside with pin 112mm burglary proof</p>	1	Stuk Pièce Stück Pièce	VG20 VG820 ACVG551	<table border="1"> <tr><td>BR</td><td></td></tr> <tr><td>AN</td><td>■</td></tr> <tr><td>KL</td><td>X</td></tr> <tr><td>GS</td><td>X</td></tr> <tr><td>Z</td><td></td></tr> <tr><td>W</td><td></td></tr> </table>	BR		AN	■	KL	X	GS	X	Z		W	
BR																
AN	■															
KL	X															
GS	X															
Z																
W																
 <p>ACVG554 -Binnenkruk inbraakvertragend -Poignée intérieure anti effraction -Krücke innen einbruchhemmend -Handle inside burglary proof</p>	1	Stuk Pièce Stück Pièce	VG20 VG820 ACVG551	<table border="1"> <tr><td>BR</td><td></td></tr> <tr><td>AN</td><td>■</td></tr> <tr><td>KL</td><td>X</td></tr> <tr><td>GS</td><td>X</td></tr> <tr><td>Z</td><td></td></tr> <tr><td>W</td><td></td></tr> </table>	BR		AN	■	KL	X	GS	X	Z		W	
BR																
AN	■															
KL	X															
GS	X															
Z																
W																
 <p>ACVG623 -Eindstuk -Pièce latérale -Abdichtung -Sealing</p>	1	Set	VG23	<table border="1"> <tr><td>BR</td><td></td></tr> <tr><td>AN</td><td></td></tr> <tr><td>KL</td><td></td></tr> <tr><td>GS</td><td></td></tr> <tr><td>Z</td><td>X</td></tr> <tr><td>W</td><td>X</td></tr> </table>	BR		AN		KL		GS		Z	X	W	X
BR																
AN																
KL																
GS																
Z	X															
W	X															
 <p>ACVG631 -Eindstuk -Embout -Endstück -End piece</p>	1	Stuk Pièce Stück Pièce	VG31 VG131	<table border="1"> <tr><td>BR</td><td></td></tr> <tr><td>AN</td><td></td></tr> <tr><td>KL</td><td></td></tr> <tr><td>GS</td><td></td></tr> <tr><td>Z</td><td></td></tr> <tr><td>W</td><td></td></tr> </table>	BR		AN		KL		GS		Z		W	
BR																
AN																
KL																
GS																
Z																
W																
 <p>ACVG750 -Slotplaat -Gâche -Schliessplatte -Lock plate</p>	1	Stuk Pièce Stück Pièce	ACVG751	<table border="1"> <tr><td>BR</td><td></td></tr> <tr><td>AN</td><td>X</td></tr> <tr><td>KL</td><td>X</td></tr> <tr><td>GS</td><td>X</td></tr> <tr><td>Z</td><td></td></tr> <tr><td>W</td><td></td></tr> </table>	BR		AN	X	KL	X	GS	X	Z		W	
BR																
AN	X															
KL	X															
GS	X															
Z																
W																

BR = BRUT - BRUT - ROH - BRUT
 AN (X) = ANODISATIE - ANODISE - ELOXIERT - ANODISED
 AN (■) = GELAKT - LAQUE - LACKIERT - LACQUERED -- RAL9006M
 KL = STANDAARDKLEUREN - COULEUR STANDARD - BASIS FARBEN - BASIC COLORS
 GS = GEMOFFELD SPECIAAL - LAQUE SPECIAL - SPECIALFARBE - SPECIAL COLOR
 Z = ZWART - NOIR - SCHWARZ - BLACK
 W = WIT - BLANC - WEISS - WHITE

 GEREEDSCHAP - OUTILLAGE
 WERKZEUG - TOOL
 BEVESTIGING - FIXATION
 BEFESTIGUNG - FIXATION



	Verp. per Emb. par Pack pr.	Einheid Unit	Toepassing Application	Kleur Couleur												
 <p>ACVG751 -Meerpuntsluiting 5p. -Fermeture multi-points 5p. -Multipunkte Verschluss 5p. -Multiple point lock 5p.</p> 	1	Stuk Pièce Stück Piece	VG20 VG820	<table border="1"> <tr><td>BR</td><td></td></tr> <tr><td>AN</td><td></td></tr> <tr><td>KL</td><td></td></tr> <tr><td>GS</td><td></td></tr> <tr><td>Z</td><td></td></tr> <tr><td>W</td><td></td></tr> </table>	BR		AN		KL		GS		Z		W	
BR																
AN																
KL																
GS																
Z																
W																






BR = BRUT - BRUT - ROH - BRUT
 AN (X) = ANODISATIE - ANODISE - ELOXIERT - ANODISED
 AN (■) = GELAKT - LAQUE - LACKIERT - LACQUERED -- RAL9006M
 KL = STANDAARDKLEUREN - COULEUR STANDARD - BASIS FARBEN - BASIC COLORS
 GS = GEMOFFELD SPECIAAL - LAQUE SPECIAL - SPECIALFARBE - SPECIAL COLOR
 Z = ZWART - NOIR - SCHWARZ - BLACK
 W = WIT - BLANC - WEISS - WHITE





GEREEDSCHAP - OUTILLAGE
 WERKZEUG - TOOL

BEVESTIGING - FIXATION
 BEFESTIGUNG - FIXATION








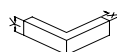
		Verp. per Emb. par Pack pr. Pack pr.	Eenheid Unité Einheit Unit	Toepassing Application Anwendung Application	Kleur Couleur Farbe Color												
	<p>ACVG753</p> <p>-Buitenkruk met stift 112mm -Poignée extérieure avec tige 112mm -Handgriff aussen mit Stift 112mm -Outside handle with pin 112mm</p>	1	Stuk Pièce Stück Piece	VG20 VG820 ACVG751	<table border="1"> <tr><td>BR</td><td></td></tr> <tr><td>AN</td><td>■</td></tr> <tr><td>KL</td><td>X</td></tr> <tr><td>GS</td><td>X</td></tr> <tr><td>Z</td><td></td></tr> <tr><td>W</td><td></td></tr> </table>	BR		AN	■	KL	X	GS	X	Z		W	
BR																	
AN	■																
KL	X																
GS	X																
Z																	
W																	
	<p>ACVG754</p> <p>-Binnenkruk -Poignée intérieure -Handgriff innen -Inside handle</p>	1	Stuk Pièce Stück Piece	VG20 VG820 ACVG751	<table border="1"> <tr><td>BR</td><td></td></tr> <tr><td>AN</td><td>■</td></tr> <tr><td>KL</td><td>X</td></tr> <tr><td>GS</td><td>X</td></tr> <tr><td>Z</td><td></td></tr> <tr><td>W</td><td></td></tr> </table>	BR		AN	■	KL	X	GS	X	Z		W	
BR																	
AN	■																
KL	X																
GS	X																
Z																	
W																	
	<p>ACVG755</p> <p>-Rolluikkruk met stift 94mm -Poignée volet avec tige 94mm -Handgriff Rolladen mit Stift 94mm -Handle shutter with pin 94mm</p>	1	Stuk Pièce Stück Piece	VG20 VG820 ACVG751	<table border="1"> <tr><td>BR</td><td></td></tr> <tr><td>AN</td><td>■</td></tr> <tr><td>KL</td><td>X</td></tr> <tr><td>GS</td><td>X</td></tr> <tr><td>Z</td><td></td></tr> <tr><td>W</td><td></td></tr> </table>	BR		AN	■	KL	X	GS	X	Z		W	
BR																	
AN	■																
KL	X																
GS	X																
Z																	
W																	
	<p>ACVG756</p> <p>-Stift 60mm -Tige 60mm -Stift 60mm -Pin 60mm</p>	1	Stuk Pièce Stück Piece	VG20 VG820	<table border="1"> <tr><td>BR</td><td></td></tr> <tr><td>AN</td><td></td></tr> <tr><td>KL</td><td></td></tr> <tr><td>GS</td><td></td></tr> <tr><td>Z</td><td></td></tr> <tr><td>W</td><td></td></tr> </table>	BR		AN		KL		GS		Z		W	
BR																	
AN																	
KL																	
GS																	
Z																	
W																	
	<p>ACVG757</p> <p>-Buitenkruk met stift 112mm zonder cilindergat -Poignée extérieure avec tige 112mm sans trou de cylindre -Handgriff aussen mit Stift 112mm ohne Zylinderloch -Outside handle with pin 112mm without cylinder gap</p>	1	Stuk Pièce Stück Piece	VG20 VG820	<table border="1"> <tr><td>BR</td><td></td></tr> <tr><td>AN</td><td>■</td></tr> <tr><td>KL</td><td>X</td></tr> <tr><td>GS</td><td>X</td></tr> <tr><td>Z</td><td></td></tr> <tr><td>W</td><td></td></tr> </table>	BR		AN	■	KL	X	GS	X	Z		W	
BR																	
AN	■																
KL	X																
GS	X																
Z																	
W																	


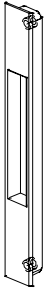
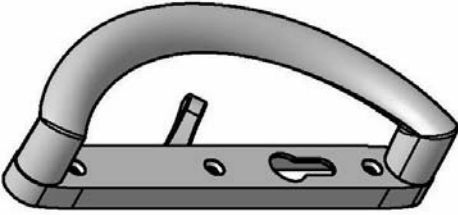
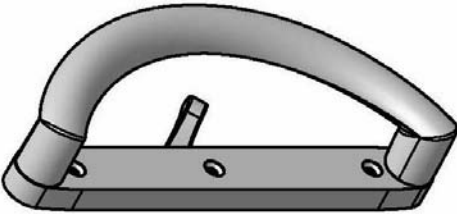
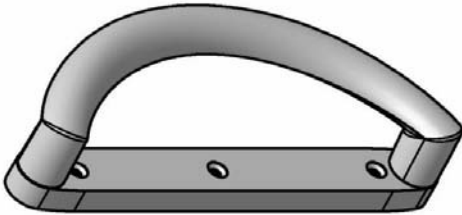
BR = BRUT - BRUT - ROH - BRUT
 AN (X) = ANODISATIE - ANODISE - ELOXIERT - ANODISED
 AN (■) = GELAKT - LAQUE - LACKIERT - LACQUERED -- RAL9006M
 KL = STANDAARDKLEUREN - COULEUR STANDARD - BASIS FARBEN - BASIC COLORS
 GS = GEMOFFELD SPECIAAL - LAQUE SPECIAL - SPECIALFARBE - SPECIAL COLOR
 Z = ZWART - NOIR - SCHWARZ - BLACK
 W = WIT - BLANC - WEISS - WHITE

 GEREEDSCHAP - OUTILLAGE
 WERKZEUG - TOOL
 BEVESTIGING - FIXATION
 BEFESTIGUNG - FIXATION





		Verp. per Emb. par Pack pr.	Einheid Unité Einheit Unit	Toepassing Application Anwendung Application	Kleur Couleur Farbe Color												
	<p>ACVG758</p> <p>-Binnenkruk zonder cilindergat -Poignée intérieure sans trou de cylindre -Handgriff innen ohne Zylinder loch -Handle inside without cylinder gap</p>	1	Stuk Pièce Stück Piece	VG20 VG820	<table border="1"> <tr><td>BR</td><td></td></tr> <tr><td>AN</td><td>■</td></tr> <tr><td>KL</td><td>X</td></tr> <tr><td>GS</td><td>X</td></tr> <tr><td>Z</td><td></td></tr> <tr><td>W</td><td></td></tr> </table>	BR		AN	■	KL	X	GS	X	Z		W	
BR																	
AN	■																
KL	X																
GS	X																
Z																	
W																	
	<p>ACVG759</p> <p>-Rolluikkruk met stift 94mm zonder cilindergat -Poignée volet avec tige 94mm sans trou de cylindre -Handgriff Rolladen mit Stift 94mm ohne Zylinder loch -Handle shutter with pin 94mm without cylinder gap</p>	1	Stuk Pièce Stück Piece	VG20 VG820	<table border="1"> <tr><td>BR</td><td></td></tr> <tr><td>AN</td><td>■</td></tr> <tr><td>KL</td><td>X</td></tr> <tr><td>GS</td><td>X</td></tr> <tr><td>Z</td><td></td></tr> <tr><td>W</td><td></td></tr> </table>	BR		AN	■	KL	X	GS	X	Z		W	
BR																	
AN	■																
KL	X																
GS	X																
Z																	
W																	
	<p>ACVG760</p> <p>-Verkorte buitenkruk met stift 112mm met cilindergat -Poignée extérieure raccourc avec tige 112mm avec trou de cylindre -Kürzend krücke aussen mit stift 112mm mit Zylinder loch -Shortened handle outside with pin 112mm with cylinder gap</p>	1	Stuk Pièce Stück Piece	VG20 VG820	<table border="1"> <tr><td>BR</td><td></td></tr> <tr><td>AN</td><td>■</td></tr> <tr><td>KL</td><td>X</td></tr> <tr><td>GS</td><td>X</td></tr> <tr><td>Z</td><td></td></tr> <tr><td>W</td><td></td></tr> </table>	BR		AN	■	KL	X	GS	X	Z		W	
BR																	
AN	■																
KL	X																
GS	X																
Z																	
W																	
	<p>ACVG761</p> <p>-Verkorte buitenkruk met stift 112mm zonder cilindergat -Poignée extérieure raccourc avec tige 112mm sans trou de cylindre -Kürzend krücke aussen mit stift 112mm ohne Zylinder loch -Shortened handle outside with pin 112mm without cylinder gap</p>	1	Stuk Pièce Stück Piece	VG20 VG820	<table border="1"> <tr><td>BR</td><td></td></tr> <tr><td>AN</td><td>■</td></tr> <tr><td>KL</td><td>X</td></tr> <tr><td>GS</td><td>X</td></tr> <tr><td>Z</td><td></td></tr> <tr><td>W</td><td></td></tr> </table>	BR		AN	■	KL	X	GS	X	Z		W	
BR																	
AN	■																
KL	X																
GS	X																
Z																	
W																	
	<p>ACVG762</p> <p>-Vaste binnenkruk -Poignée intérieure fixe -Krücke intern unbeweglich -Handle inside fixed</p>	1	Stuk Pièce Stück Piece	VG20 VG820	<table border="1"> <tr><td>BR</td><td></td></tr> <tr><td>AN</td><td>■</td></tr> <tr><td>KL</td><td>X</td></tr> <tr><td>GS</td><td>X</td></tr> <tr><td>Z</td><td></td></tr> <tr><td>W</td><td></td></tr> </table>	BR		AN	■	KL	X	GS	X	Z		W	
BR																	
AN	■																
KL	X																
GS	X																
Z																	
W																	

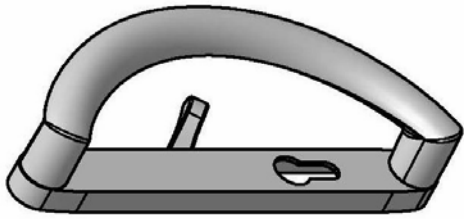
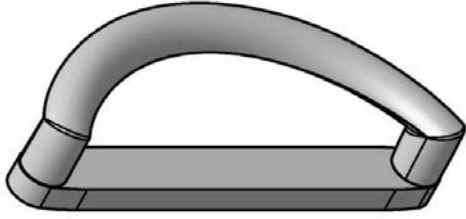


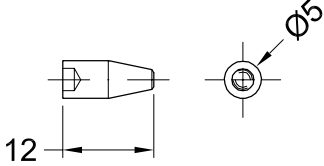


		Verp. per Emb. par Pack pr. Pack pr.	Eenheid Unité Einheit Unit	Toepassing Application Anwendung Application	Kleur Couleur Farbe Color												
	<p>ACVG763</p> <p>-Vaste buitenkruk -Poignée extérieure fixe -Krücke aussen unbeweglich -Handle outside fixed</p>	1	Stuk Pièce Stück Pièce	VG20 VG820	<table border="1"> <tr><td>BR</td><td></td></tr> <tr><td>AN</td><td>■</td></tr> <tr><td>KL</td><td>X</td></tr> <tr><td>GS</td><td>X</td></tr> <tr><td>Z</td><td></td></tr> <tr><td>W</td><td></td></tr> </table>	BR		AN	■	KL	X	GS	X	Z		W	
BR																	
AN	■																
KL	X																
GS	X																
Z																	
W																	
	<p>ACVG764</p> <p>-Kongreep buiten -Cuvette extérieur -Griff aussen -Grip outside</p>	1	Stuk Pièce Stück Pièce	VG20 VG820 ACVG754 ACVG758	<table border="1"> <tr><td>BR</td><td></td></tr> <tr><td>AN</td><td>■</td></tr> <tr><td>KL</td><td>X</td></tr> <tr><td>GS</td><td>X</td></tr> <tr><td>Z</td><td></td></tr> <tr><td>W</td><td></td></tr> </table>	BR		AN	■	KL	X	GS	X	Z		W	
BR																	
AN	■																
KL	X																
GS	X																
Z																	
W																	
	<p>ACVG770L/R</p> <p>-Binnengreep met cilindergat en hendel voor pentalock -Béquille intérieure avec trou de cylindre et levier pour pentalock -Griff innen mit Zylinderloch und Hebel für pentalock -Fixed handle interior with cylinder gap and lever for pentalock</p>	1	Stuk Pièce Stück Pièce	VG20 VG820	<table border="1"> <tr><td>BR</td><td></td></tr> <tr><td>AN</td><td>■</td></tr> <tr><td>KL</td><td>X</td></tr> <tr><td>GS</td><td>X</td></tr> <tr><td>Z</td><td></td></tr> <tr><td>W</td><td></td></tr> </table>	BR		AN	■	KL	X	GS	X	Z		W	
BR																	
AN	■																
KL	X																
GS	X																
Z																	
W																	
	<p>ACVG771L/R</p> <p>-Binnengreep zonder cilindergat met hendel -Béquille intérieure sans trou de cylindre avec levier -Griff innen ohne Zylinderloch mit Hebel -Fixed handle interior without cylinder gap with lever</p>	1	Stuk Pièce Stück Pièce	VG20 VG820	<table border="1"> <tr><td>BR</td><td></td></tr> <tr><td>AN</td><td>■</td></tr> <tr><td>KL</td><td>X</td></tr> <tr><td>GS</td><td>X</td></tr> <tr><td>Z</td><td></td></tr> <tr><td>W</td><td></td></tr> </table>	BR		AN	■	KL	X	GS	X	Z		W	
BR																	
AN	■																
KL	X																
GS	X																
Z																	
W																	
	<p>ACVG772L/R</p> <p>-Vaste binnengreep 2de vleugel -Béquille intérieure fixe deuxième vant -Griff innen unbeweglich zweit Flügel -Fixed handle interior second vent</p>	1	Stuk Pièce Stück Pièce	VG20 VG820	<table border="1"> <tr><td>BR</td><td></td></tr> <tr><td>AN</td><td>■</td></tr> <tr><td>KL</td><td>X</td></tr> <tr><td>GS</td><td>X</td></tr> <tr><td>Z</td><td></td></tr> <tr><td>W</td><td></td></tr> </table>	BR		AN	■	KL	X	GS	X	Z		W	
BR																	
AN	■																
KL	X																
GS	X																
Z																	
W																	

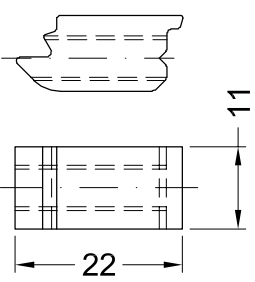
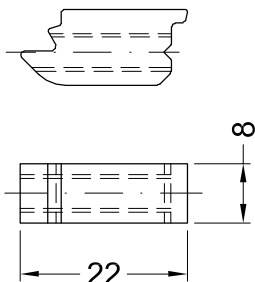



BR = BRUT - BRUT - ROH - BRUT
 AN (X) = ANODISATIE - ANODISE - ELOXIERT - ANODISED
 AN (■) = GELAKT - LAQUE - LACKIERT - LACQUERED -- RAL9006M
 KL = STANDAARDKLEUREN - COULEUR STANDARD - BASIS FARBEN - BASIC COLORS
 GS = GEMOFFELD SPECIAAL - LAQUE SPECIAL - SPECIALFARBE - SPECIAL COLOR
 Z = ZWART - NOIR - SCHWARZ - BLACK
 W = WIT - BLANC - WEISS - WHITE

 GEREEDSCHAP - OUTILLAGE
 WERKZEUG - TOOL
 BEVESTIGING - FIXATION
 BEFESTIGUNG - FIXATION





		Verp. per Emb. par Pack pr.	Einheid Unité Einheit Unit	Toepassing Application Anwendung Application	Kleur Couleur Farbe Color												
R		1	Stuk Pièce Stück Pièce	VG20 VG820	<table border="1"> <tr><td>BR</td><td></td></tr> <tr><td>AN</td><td>■</td></tr> <tr><td>KL</td><td>X</td></tr> <tr><td>GS</td><td>X</td></tr> <tr><td>Z</td><td></td></tr> <tr><td>W</td><td></td></tr> </table>	BR		AN	■	KL	X	GS	X	Z		W	
	BR																
AN	■																
KL	X																
GS	X																
Z																	
W																	
	<p>ACVG775L/R</p> <ul style="list-style-type: none"> -Buitengreep met cilindergat en hendel -Béquille extérieure avec trou de cylindre et levier -Griff aussen mit Zylinderloch und Hebel -Fixed handle exterior with cylinder gap and lever 																
R		1	Stuk Pièce Stück Pièce	VG20 VG820	<table border="1"> <tr><td>BR</td><td></td></tr> <tr><td>AN</td><td>■</td></tr> <tr><td>KL</td><td>X</td></tr> <tr><td>GS</td><td>X</td></tr> <tr><td>Z</td><td></td></tr> <tr><td>W</td><td></td></tr> </table>	BR		AN	■	KL	X	GS	X	Z		W	
	BR																
AN	■																
KL	X																
GS	X																
Z																	
W																	
	<p>ACVG776L/R</p> <ul style="list-style-type: none"> -Vaste buitengreep 2de vleugel -Béquille extérieure fixe deuxième vant -Griff aussen unbeweglich zweit Flügel -Fixed handle exterior second vent 																
		1	Stuk Pièce Stück Pièce	ACVG46 ACVG54	<table border="1"> <tr><td>BR</td><td></td></tr> <tr><td>AN</td><td></td></tr> <tr><td>KL</td><td></td></tr> <tr><td>GS</td><td></td></tr> <tr><td>Z</td><td></td></tr> <tr><td>W</td><td></td></tr> </table>	BR		AN		KL		GS		Z		W	
BR																	
AN																	
KL																	
GS																	
Z																	
W																	
	<p>ACDV235</p> <ul style="list-style-type: none"> -Doorslag -Poinçon -Schlagdom -Pin 																
		1	Stuk Pièce Stück Pièce		<table border="1"> <tr><td>BR</td><td></td></tr> <tr><td>AN</td><td>■</td></tr> <tr><td>KL</td><td>X</td></tr> <tr><td>GS</td><td>X</td></tr> <tr><td>Z</td><td>X</td></tr> <tr><td>W</td><td>X</td></tr> </table>	BR		AN	■	KL	X	GS	X	Z	X	W	X
BR																	
AN	■																
KL	X																
GS	X																
Z	X																
W	X																
	<p>ACFA211</p> <ul style="list-style-type: none"> -Raamkruk vierkant 7mm -Cremone carré de 7mm -Fenstergriff vierkant 7mm -Windowhandle square 7mm 																
		48	Stuk Pièce Stück Pièce		<table border="1"> <tr><td>BR</td><td></td></tr> <tr><td>AN</td><td></td></tr> <tr><td>KL</td><td></td></tr> <tr><td>GS</td><td></td></tr> <tr><td>Z</td><td></td></tr> <tr><td>W</td><td></td></tr> </table>	BR		AN		KL		GS		Z		W	
BR																	
AN																	
KL																	
GS																	
Z																	
W																	
	<p>ACMX850</p> <ul style="list-style-type: none"> -Konische pen 12mm -Goupille conique 12mm -Konische Stift 12mm -Conic pin 12mm 																




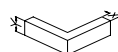
		Verp. per Emb. par Pack pr. Pack pr.	Eenheid Unité Einheit Unit	Toepassing Application Anwendung Application	Kleur Couleur Farbe Color												
	<p>ACMX853</p> <ul style="list-style-type: none"> -Schroefblokje 11mm -Clavet 11mm -Schraubeblock 11mm -Cleat tensioning block 11mm 	48	Stuk Pièce Stück Pièce		<table border="1"> <tr><td>BR</td><td></td></tr> <tr><td>AN</td><td></td></tr> <tr><td>KL</td><td></td></tr> <tr><td>GS</td><td></td></tr> <tr><td>Z</td><td></td></tr> <tr><td>W</td><td></td></tr> </table>	BR		AN		KL		GS		Z		W	
BR																	
AN																	
KL																	
GS																	
Z																	
W																	
	<p>ACMX854</p> <ul style="list-style-type: none"> -Schroefblokje 8mm -Clavet 8mm -Schraubeblock 8mm -Cleat tensioning block 8mm 	48	Stuk Pièce Stück Pièce		<table border="1"> <tr><td>BR</td><td></td></tr> <tr><td>AN</td><td></td></tr> <tr><td>KL</td><td></td></tr> <tr><td>GS</td><td></td></tr> <tr><td>Z</td><td></td></tr> <tr><td>W</td><td></td></tr> </table>	BR		AN		KL		GS		Z		W	
BR																	
AN																	
KL																	
GS																	
Z																	
W																	
	<p>ACMX01602</p> <ul style="list-style-type: none"> -Halve cilinder 35mm -Demi cylindre 35mm -Halbzylinder 35mm -Half cylinder 35mm 	1	Stuk Pièce Stück Pièce	ACVG275 ACVG751	<table border="1"> <tr><td>BR</td><td></td></tr> <tr><td>AN</td><td></td></tr> <tr><td>KL</td><td></td></tr> <tr><td>GS</td><td></td></tr> <tr><td>Z</td><td></td></tr> <tr><td>W</td><td></td></tr> </table>	BR		AN		KL		GS		Z		W	
BR																	
AN																	
KL																	
GS																	
Z																	
W																	
	<p>ACMX01615</p> <ul style="list-style-type: none"> -Cilinder 35/35 -Cylindre 35/35 -Zylinder 35/35 -Cylinder 35/35 	1	Stuk Pièce Stück Pièce	ACVG275 ACVG751	<table border="1"> <tr><td>BR</td><td></td></tr> <tr><td>AN</td><td></td></tr> <tr><td>KL</td><td></td></tr> <tr><td>GS</td><td></td></tr> <tr><td>Z</td><td></td></tr> <tr><td>W</td><td></td></tr> </table>	BR		AN		KL		GS		Z		W	
BR																	
AN																	
KL																	
GS																	
Z																	
W																	
	<p>ACMX09700</p> <ul style="list-style-type: none"> -Alu-polish -Alu-polish -Alu-polish -Alu-polish <p>750ml</p>	1	Stuk Pièce Stück Pièce		<table border="1"> <tr><td>BR</td><td></td></tr> <tr><td>AN</td><td></td></tr> <tr><td>KL</td><td></td></tr> <tr><td>GS</td><td></td></tr> <tr><td>Z</td><td></td></tr> <tr><td>W</td><td></td></tr> </table>	BR		AN		KL		GS		Z		W	
BR																	
AN																	
KL																	
GS																	
Z																	
W																	

BR = BRUT - BRUT - ROH - BRUT
 AN (X) = ANODISATIE - ANODISE - ELOXIERT - ANODISED
 AN (■) = GELAKT - LAQUE - LACKIERT - LACQUERED -- RAL9006M
 KL = STANDAARDKLEUREN - COULEUR STANDARD - BASIS FARBEN - BASIC COLORS
 GS = GEMOFFELD SPECIAAL - LAQUE SPECIAL - SPECIALFARBE - SPECIAL COLOR
 Z = ZWART - NOIR - SCHWARZ - BLACK
 W = WIT - BLANC - WEISS - WHITE

 GEREEDSCHAP - OUTILLAGE
 WERKZEUG - TOOL
 BEVESTIGING - FIXATION
 BEFESTIGUNG - FIXATION





	Verp. per Emb. par Pack pr.	Einheid Unité Einheit Unit	Toepassing Application Anwendung Application	Kleur Couleur Farbe Color												
 <p>ACMX09761</p> <ul style="list-style-type: none"> -Maxi-gloss -Maxi-gloss -Maxi-gloss -Maxi-gloss <p>500ml</p>	1	Stuk Pièce Stück Pièce		<table border="1"> <tr><td>BR</td><td></td></tr> <tr><td>AN</td><td></td></tr> <tr><td>KL</td><td></td></tr> <tr><td>GS</td><td></td></tr> <tr><td>Z</td><td></td></tr> <tr><td>W</td><td></td></tr> </table>	BR		AN		KL		GS		Z		W	
BR																
AN																
KL																
GS																
Z																
W																
 <p>ACMX09762</p> <ul style="list-style-type: none"> -Periodi-clean -Periodi-clean -Periodi-clean -Periodi-clean <p>500ml</p>	1	Stuk Pièce Stück Pièce		<table border="1"> <tr><td>BR</td><td></td></tr> <tr><td>AN</td><td></td></tr> <tr><td>KL</td><td></td></tr> <tr><td>GS</td><td></td></tr> <tr><td>Z</td><td></td></tr> <tr><td>W</td><td></td></tr> </table>	BR		AN		KL		GS		Z		W	
BR																
AN																
KL																
GS																
Z																
W																
 <p>ACMX09763</p> <ul style="list-style-type: none"> -Teflon spray -Teflon spray -Teflon spray -Teflon spray <p>400ml</p>	1	Stuk Pièce Stück Pièce		<table border="1"> <tr><td>BR</td><td></td></tr> <tr><td>AN</td><td></td></tr> <tr><td>KL</td><td></td></tr> <tr><td>GS</td><td></td></tr> <tr><td>Z</td><td></td></tr> <tr><td>W</td><td></td></tr> </table>	BR		AN		KL		GS		Z		W	
BR																
AN																
KL																
GS																
Z																
W																
 <p>ACMX09764</p> <ul style="list-style-type: none"> -Maxi-cleaner -Maxi-cleaner -Maxi-cleaner -Maxi-cleaner <p>500ml</p>	1	Stuk Pièce Stück Pièce		<table border="1"> <tr><td>BR</td><td></td></tr> <tr><td>AN</td><td></td></tr> <tr><td>KL</td><td></td></tr> <tr><td>GS</td><td></td></tr> <tr><td>Z</td><td></td></tr> <tr><td>W</td><td></td></tr> </table>	BR		AN		KL		GS		Z		W	
BR																
AN																
KL																
GS																
Z																
W																
 <p>ACMX09765</p> <ul style="list-style-type: none"> -Glue-cleaner -Glue-cleaner -Glue-cleaner -Glue-cleaner <p>500ml</p>	1	Stuk Pièce Stück Pièce		<table border="1"> <tr><td>BR</td><td></td></tr> <tr><td>AN</td><td></td></tr> <tr><td>KL</td><td></td></tr> <tr><td>GS</td><td></td></tr> <tr><td>Z</td><td></td></tr> <tr><td>W</td><td></td></tr> </table>	BR		AN		KL		GS		Z		W	
BR																
AN																
KL																
GS																
Z																
W																





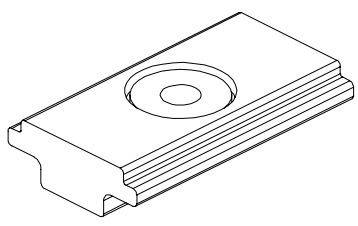


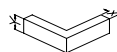
		Verp. per Emb. par Pack pr. Pack pr.	Eenheid Unité Einheit Unit	Toepassing Application Anwendung Application	Kleur Couleur Farbe Color												
	<p>ACMX09766</p> <p>-Surface activator -Surface activator -Surface activator -Surface activator</p> <p>1l</p>	1	Stuk Pièce Stück Piece		<table border="1"> <tr><td>BR</td><td></td></tr> <tr><td>AN</td><td></td></tr> <tr><td>KL</td><td></td></tr> <tr><td>GS</td><td></td></tr> <tr><td>Z</td><td></td></tr> <tr><td>W</td><td></td></tr> </table>	BR		AN		KL		GS		Z		W	
BR																	
AN																	
KL																	
GS																	
Z																	
W																	
	<p>ACMX09767</p> <p>-Anti-stone</p> <p>opgepast voor natuursteen en metselwerk attention pour pierre de taille et maçonnerie achtung für Naturstein und Mauerwerk attention for natural stone and bricklaying</p> <p>500ml</p>	1	Stuk Pièce Stück Piece		<table border="1"> <tr><td>BR</td><td></td></tr> <tr><td>AN</td><td></td></tr> <tr><td>KL</td><td></td></tr> <tr><td>GS</td><td></td></tr> <tr><td>Z</td><td></td></tr> <tr><td>W</td><td></td></tr> </table>	BR		AN		KL		GS		Z		W	
BR																	
AN																	
KL																	
GS																	
Z																	
W																	
	<p>ACMX09770</p> <p>-Rol andywrap 100mm -Rouleau andywrap 100mm -Rolle andywrap 100mm -Roll andywrap 100mm</p>	150	m		<table border="1"> <tr><td>BR</td><td></td></tr> <tr><td>AN</td><td></td></tr> <tr><td>KL</td><td></td></tr> <tr><td>GS</td><td></td></tr> <tr><td>Z</td><td></td></tr> <tr><td>W</td><td></td></tr> </table>	BR		AN		KL		GS		Z		W	
BR																	
AN																	
KL																	
GS																	
Z																	
W																	
	<p>ACMX09775</p> <p>-Houder andywrap -Manche andywrap -Halter andywrap -Grip andywrap</p>	1	Stuk Pièce Stück Piece		<table border="1"> <tr><td>BR</td><td></td></tr> <tr><td>AN</td><td></td></tr> <tr><td>KL</td><td></td></tr> <tr><td>GS</td><td></td></tr> <tr><td>Z</td><td></td></tr> <tr><td>W</td><td></td></tr> </table>	BR		AN		KL		GS		Z		W	
BR																	
AN																	
KL																	
GS																	
Z																	
W																	
	<p>ACMX09801</p> <p>-Beschermtape 50mm(500m) -Tape de protection 50mm(500m) -Schutz klebeband 50mm(500m) -Protective tape 50mm(500m)</p>	1	Stuk Pièce Stück Piece		<table border="1"> <tr><td>BR</td><td></td></tr> <tr><td>AN</td><td></td></tr> <tr><td>KL</td><td></td></tr> <tr><td>GS</td><td></td></tr> <tr><td>Z</td><td></td></tr> <tr><td>W</td><td></td></tr> </table>	BR		AN		KL		GS		Z		W	
BR																	
AN																	
KL																	
GS																	
Z																	
W																	

BR = BRUT - BRUT - ROH - BRUT
 AN (X) = ANODISATIE - ANODISE - ELOXIERT - ANODISED
 AN (■) = GELAKT - LAQUE - LACKIERT - LACQUERED -- RAL9006M
 KL = STANDAARDKLEUREN - COULEUR STANDARD - BASIS FARBEN - BASIC COLORS
 GS = GEMOFFELD SPECIAAL - LAQUE SPECIAL - SPECIALFARBE - SPECIAL COLOR
 Z = ZWART - NOIR - SCHWARZ - BLACK
 W = WIT - BLANC - WEISS - WHITE

 GEREEDSCHAP - OUTILLAGE
 WERKZEUG - TOOL
 BEVESTIGING - FIXATION
 BEFESTIGUNG - FIXATION





	Verp. per Emb. par Pack pr.	Einheid Unit	Toepassing Application	Kleur Couleur												
 <p>ACMX09802</p> <ul style="list-style-type: none"> -Beschermtape 70mm(500m) -Tape de protection 70mm(500m) -Schutz klebeband 70mm(500m) -Protective tape 70mm(500m) 	1	Stuk Pièce Stück Piece		<table border="1"> <tr><td>BR</td><td></td></tr> <tr><td>AN</td><td></td></tr> <tr><td>KL</td><td></td></tr> <tr><td>GS</td><td></td></tr> <tr><td>Z</td><td></td></tr> <tr><td>W</td><td></td></tr> </table>	BR		AN		KL		GS		Z		W	
BR																
AN																
KL																
GS																
Z																
W																
 <p>ACMX09803</p> <ul style="list-style-type: none"> -Beschermtape 100mm(500m) -Tape de protection 100mm(500m) -Schutz klebeband 100mm(500m) -Protective tape 100mm(500m) 	1	Stuk Pièce Stück Piece		<table border="1"> <tr><td>BR</td><td></td></tr> <tr><td>AN</td><td></td></tr> <tr><td>KL</td><td></td></tr> <tr><td>GS</td><td></td></tr> <tr><td>Z</td><td></td></tr> <tr><td>W</td><td></td></tr> </table>	BR		AN		KL		GS		Z		W	
BR																
AN																
KL																
GS																
Z																
W																
 <p>ACMX09804</p> <ul style="list-style-type: none"> -Beschermtape 35mm(500m) -Tape de protection 35mm(500m) -Schutz klebeband 35mm(500m) -Protective tape 35mm(500m) 	1	Stuk Pièce Stück Piece		<table border="1"> <tr><td>BR</td><td></td></tr> <tr><td>AN</td><td></td></tr> <tr><td>KL</td><td></td></tr> <tr><td>GS</td><td></td></tr> <tr><td>Z</td><td></td></tr> <tr><td>W</td><td></td></tr> </table>	BR		AN		KL		GS		Z		W	
BR																
AN																
KL																
GS																
Z																
W																
 <p>ACMX09830</p> <ul style="list-style-type: none"> -Kleefstof voor EPDM-rubbers -Colle pour EPDM-caoutchouc -Dichtmasse + klebestoff EPDM gummi -Gum for EPDM-rubber 	1	Stuk Pièce Stück Piece		<table border="1"> <tr><td>BR</td><td></td></tr> <tr><td>AN</td><td></td></tr> <tr><td>KL</td><td></td></tr> <tr><td>GS</td><td></td></tr> <tr><td>Z</td><td>X</td></tr> <tr><td>W</td><td></td></tr> </table>	BR		AN		KL		GS		Z	X	W	
BR																
AN																
KL																
GS																
Z	X															
W																
 <p>ACSG023</p> <ul style="list-style-type: none"> -Klein bevestigingsplaatje voor slot - insert M4 -Petit plaque de fixation pour serrure - insert M4 -Kleine Befestigungsplatte für Schloss - insert M4 -Small fixation plate for lock - insert M4 	50	Stuks Pièces Stücke Pieces	ACVG751	<table border="1"> <tr><td>BR</td><td></td></tr> <tr><td>AN</td><td></td></tr> <tr><td>KL</td><td></td></tr> <tr><td>GS</td><td></td></tr> <tr><td>Z</td><td></td></tr> <tr><td>W</td><td></td></tr> </table>	BR		AN		KL		GS		Z		W	
BR																
AN																
KL																
GS																
Z																
W																




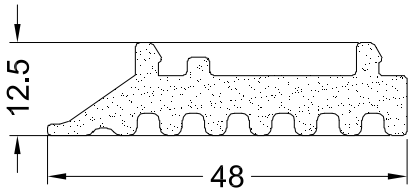



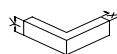
		Verp. per Emb. par Pack pr. Pack pr.	Eenheid Unité Einheit Unit	Toepassing Application Anwendung Application	Kleur Couleur Farbe Color												
	<p>ACSG024</p> <p>-Klein bevestigingsplaatje voor slot - insert M5 -Petit plaque de fixation pour serrure - insert M5 -Kleine Befestigungsplatte für Schloss - insert M5 -Small fixation plate for lock - insert M5</p>	50	Stuks Pièces Stücke Pieces	ACVG551	<table border="1"> <tr><td>BR</td><td></td></tr> <tr><td>AN</td><td></td></tr> <tr><td>KL</td><td></td></tr> <tr><td>GS</td><td></td></tr> <tr><td>Z</td><td></td></tr> <tr><td>W</td><td></td></tr> </table>	BR		AN		KL		GS		Z		W	
BR																	
AN																	
KL																	
GS																	
Z																	
W																	
	<p>ACSIL04</p> <p>-Afdichtingslijmkit voor versteknaden -Joint d'étanchéité pour onglets -Leim für abdichtung -Sealingglue</p>	1	Stuk Pièce Stück Piece		<table border="1"> <tr><td>BR</td><td></td></tr> <tr><td>AN</td><td></td></tr> <tr><td>KL</td><td></td></tr> <tr><td>GS</td><td></td></tr> <tr><td>Z</td><td>X</td></tr> <tr><td>W</td><td>X</td></tr> </table>	BR		AN		KL		GS		Z	X	W	X
BR																	
AN																	
KL																	
GS																	
Z	X																
W	X																
	<p>ACSIL08</p> <p>-Siliconenpomp -Pistolet doseur pour les tubes silicones -Handkartuschenpistole für die verarbeitung von silikone und leime -Silicone gun</p>	1	Stuk Pièce Stück Piece		<table border="1"> <tr><td>BR</td><td></td></tr> <tr><td>AN</td><td></td></tr> <tr><td>KL</td><td></td></tr> <tr><td>GS</td><td></td></tr> <tr><td>Z</td><td></td></tr> <tr><td>W</td><td></td></tr> </table>	BR		AN		KL		GS		Z		W	
BR																	
AN																	
KL																	
GS																	
Z																	
W																	
	<p>ACSIL013</p> <p>-Lijm voor verstekhoek -Colle pour onglet -Kleber für gehrung -Glue for mitre</p>	1	Stuk Pièce Stück Piece		<table border="1"> <tr><td>BR</td><td></td></tr> <tr><td>AN</td><td></td></tr> <tr><td>KL</td><td></td></tr> <tr><td>GS</td><td></td></tr> <tr><td>Z</td><td></td></tr> <tr><td>W</td><td></td></tr> </table>	BR		AN		KL		GS		Z		W	
BR																	
AN																	
KL																	
GS																	
Z																	
W																	
	<p>ACSIL014</p> <p>-Anticorro-beschermingsproduct -Anticorro-produit de protection -Anticorro-schutzprodukt -Anticorro-protection product</p> <p>500ml</p>	1	Stuk Pièce Stück Piece		<table border="1"> <tr><td>BR</td><td></td></tr> <tr><td>AN</td><td></td></tr> <tr><td>KL</td><td></td></tr> <tr><td>GS</td><td></td></tr> <tr><td>Z</td><td></td></tr> <tr><td>W</td><td></td></tr> </table>	BR		AN		KL		GS		Z		W	
BR																	
AN																	
KL																	
GS																	
Z																	
W																	



BR = BRUT - BRUT - ROH - BRUT
 AN (X) = ANODISATIE - ANODISE - ELOXIERT - ANODISED
 AN (■) = GELAKT - LAQUE - LACKIERT - LACQUERED -- RAL9006M
 KL = STANDAARDKLEUREN - COULEUR STANDARD - BASIS FARBEN - BASIC COLORS
 GS = GEMOFFELD SPECIAAL - LAQUE SPECIAL - SPECIALFARBE - SPECIAL COLOR
 Z = ZWART - NOIR - SCHWARZ - BLACK
 W = WIT - BLANC - WEISS - WHITE

 GEREEDSCHAP - OUTILLAGE
 WERKZEUG - TOOL
 BEVESTIGING - FIXATION
 BEFESTIGUNG - FIXATION



	Verp. per Emb. par Pack pr.	Einheid Unit	Toepassing Application	Kleur Couleur Farbe Color												
 <p>ACSL136 -Handgreep binnen voor 4 slag -Poignée intérieure pour 4 vant -Handgriff inner für 4 flügel -Handle inside for 4 vent</p>	1	Stuk Pièce Stück Piece	VG20 VG820	<table border="1"> <tr><td>BR</td><td>X</td></tr> <tr><td>AN</td><td>X</td></tr> <tr><td>KL</td><td>X</td></tr> <tr><td>GS</td><td>X</td></tr> <tr><td>Z</td><td></td></tr> <tr><td>W</td><td></td></tr> </table>	BR	X	AN	X	KL	X	GS	X	Z		W	
BR	X															
AN	X															
KL	X															
GS	X															
Z																
W																
 <p>ACSL137 -Vaste handgreep buiten voor 4 slag -Poignée fixe extérieure pour 4 vant -Feste handgriff aussen für 4 flügel -Fixed handle outside for 4 vent</p>	1	Stuk Pièce Stück Piece	VG20 VG820	<table border="1"> <tr><td>BR</td><td>X</td></tr> <tr><td>AN</td><td>X</td></tr> <tr><td>KL</td><td>X</td></tr> <tr><td>GS</td><td>X</td></tr> <tr><td>Z</td><td></td></tr> <tr><td>W</td><td></td></tr> </table>	BR	X	AN	X	KL	X	GS	X	Z		W	
BR	X															
AN	X															
KL	X															
GS	X															
Z																
W																
 <p>ACSL138 -Vaste handgreep binnen -Poignée fixe intérieure -Feste handgriff inner -Fixed handle inside</p>	1	Stuk Pièce Stück Piece	VG20 VG820	<table border="1"> <tr><td>BR</td><td>X</td></tr> <tr><td>AN</td><td>X</td></tr> <tr><td>KL</td><td>X</td></tr> <tr><td>GS</td><td>X</td></tr> <tr><td>Z</td><td></td></tr> <tr><td>W</td><td></td></tr> </table>	BR	X	AN	X	KL	X	GS	X	Z		W	
BR	X															
AN	X															
KL	X															
GS	X															
Z																
W																
 <p>ACSL300 -Basis rubber -Base gache -Basis gummi -Base rubber</p>	25	m	VG210 VG310	<table border="1"> <tr><td>BR</td><td></td></tr> <tr><td>AN</td><td></td></tr> <tr><td>KL</td><td></td></tr> <tr><td>GS</td><td></td></tr> <tr><td>Z</td><td></td></tr> <tr><td>W</td><td></td></tr> </table>	BR		AN		KL		GS		Z		W	
BR																
AN																
KL																
GS																
Z																
W																
 <p>ACVL020 -Verstekhoekje in inox -Equerre de jonction en inox -Eckverstärkung in Inox -Framing square in stainless steel</p>	1	Stuk Pièce Stück Piece	VG13 VG20 VG120 VG820	<table border="1"> <tr><td>BR</td><td></td></tr> <tr><td>AN</td><td></td></tr> <tr><td>KL</td><td></td></tr> <tr><td>GS</td><td></td></tr> <tr><td>Z</td><td></td></tr> <tr><td>W</td><td></td></tr> </table>	BR		AN		KL		GS		Z		W	
BR																
AN																
KL																
GS																
Z																
W																

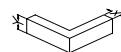


		Verp. per Emb. par Pack pr. Pack pr.	Eenheid Unité Einheit Unit	Toepassing Application Anwendung Application	Kleur Couleur Farbe Color												
	<p>ACVL020B</p> <p>-Verstekhoekje in kunststof -Equerre de jonction en plastique -Eckverstärkung in plastik -Framing square in plastic</p>	1	Stuk Pièce Stück Piece	VG13 VG20 VG120 VG820	<table border="1"> <tr><td>BR</td><td></td></tr> <tr><td>AN</td><td></td></tr> <tr><td>KL</td><td></td></tr> <tr><td>GS</td><td></td></tr> <tr><td>Z</td><td></td></tr> <tr><td>W</td><td></td></tr> </table>	BR		AN		KL		GS		Z		W	
BR																	
AN																	
KL																	
GS																	
Z																	
W																	
	<p>ACUN020</p> <p>-Klembaar verstekhoekje -Equerre avec fonction de serrage -Eckverbindung mit sperrfunktion -Alignement corner with locking function</p>	10	Stuk Pièce Stück Piece	VG13 VG20 VG120 VG820	<table border="1"> <tr><td>BR</td><td></td></tr> <tr><td>AN</td><td></td></tr> <tr><td>KL</td><td></td></tr> <tr><td>GS</td><td></td></tr> <tr><td>Z</td><td></td></tr> <tr><td>W</td><td></td></tr> </table>	BR		AN		KL		GS		Z		W	
BR																	
AN																	
KL																	
GS																	
Z																	
W																	

BR = BRUT - BRUT - ROH - BRUT
 AN (X) = ANODISATIE - ANODISE - ELOXIERT - ANODISED
 AN (■) = GELAKT - LAQUE - LACKIERT - LACQUERED -- RAL9006M
 KL = STANDAARDKLEUREN - COULEUR STANDARD - BASIS FARBEN - BASIC COLORS
 GS = GEMOFFELD SPECIAAL - LAQUE SPECIAL - SPECIALFARBE - SPECIAL COLOR
 Z = ZWART - NOIR - SCHWARZ - BLACK
 W = WIT - BLANC - WEISS - WHITE

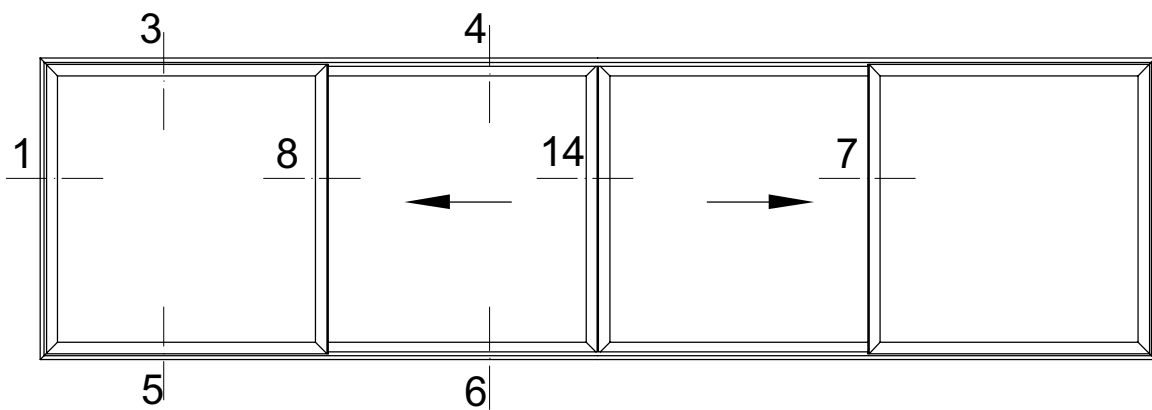
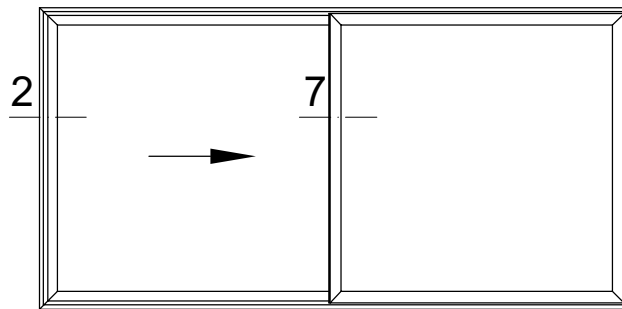
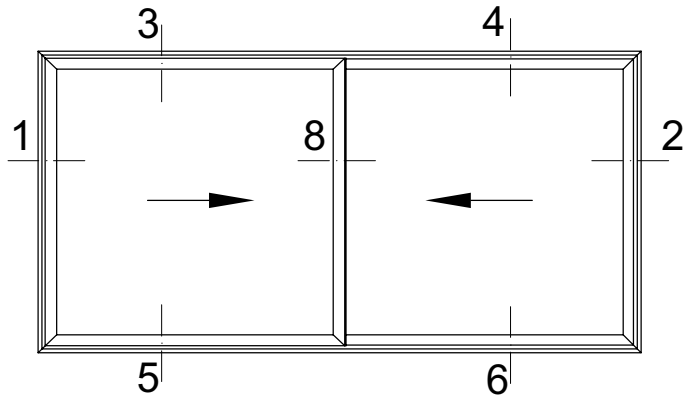


GEREEDSCHAP - OUTILLAGE
 WERKZEUG - TOOL
 BEVESTIGING - FIXATION
 BEFESTIGUNG - FIXATION



SCHUIFRAMEN
FENETRES COULISSANTES
SCHIEBEFENSTERS
SLIDING WINDOWS

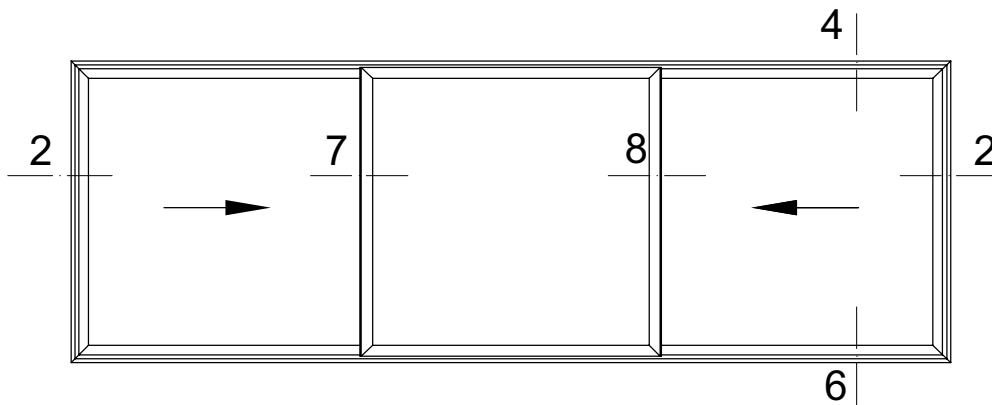
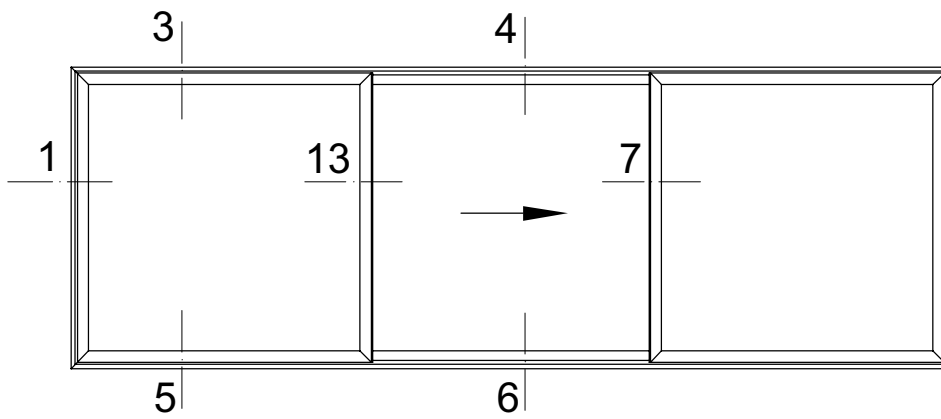
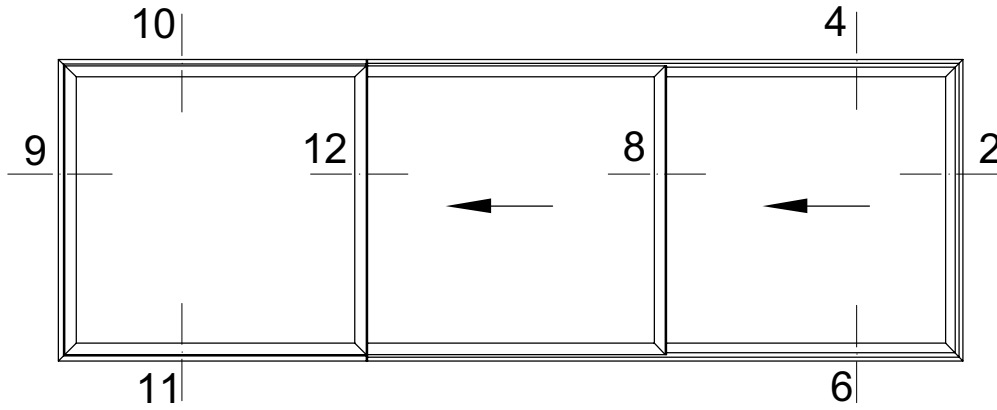
DOORSNEDE - COUPE - SCHNITT - SECTION



doortyp1

SCHUIFRAMEN
FENETRES COULISSANTES
SCHIEBEFENSTERS
SLIDING WINDOWS

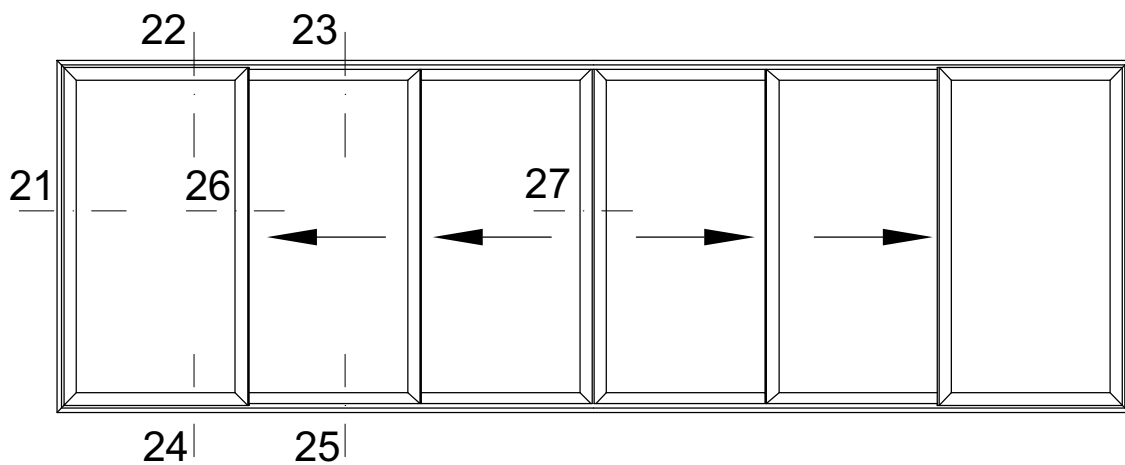
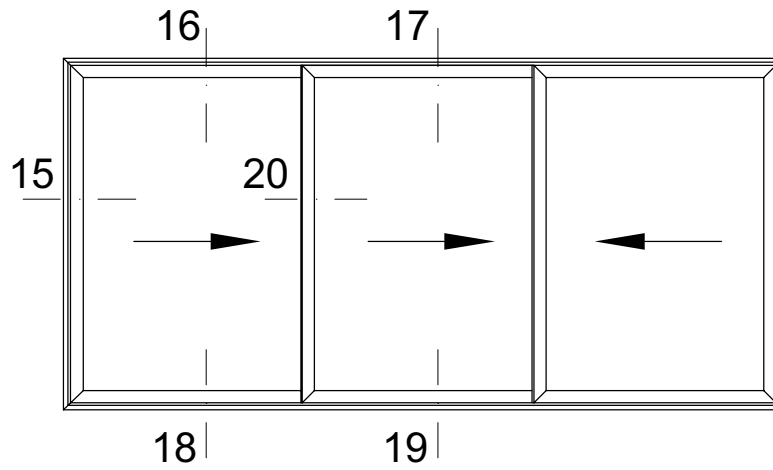
DOORSNEDE - COUPE - SCHNITT - SECTION



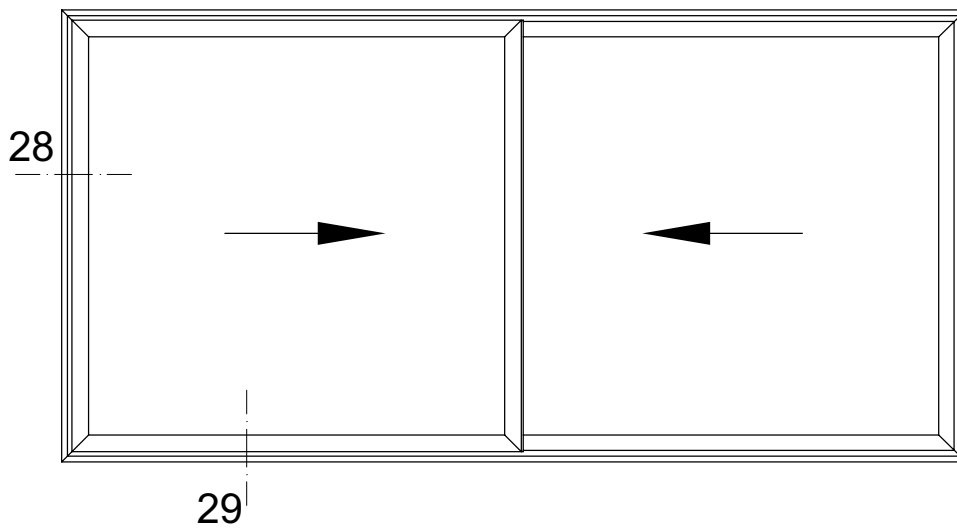
doortyp2

SCHUIFRAMEN
FENETRES COULISSANTES
SCHIEBEFENSTERS
SLIDING WINDOWS

DOORSNEDE - COUPE - SCHNITT - SECTION



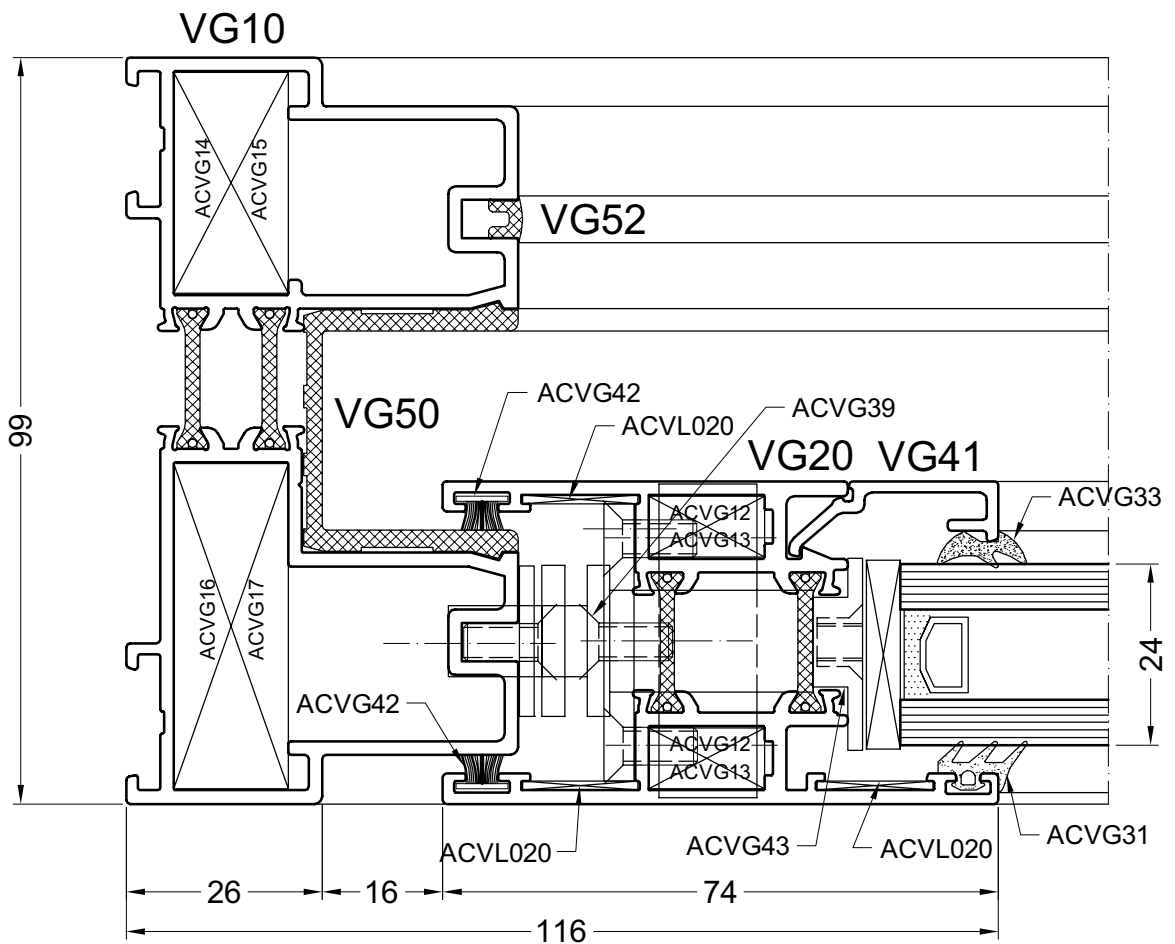
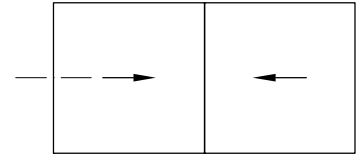
doortyp5



doortyp6

1

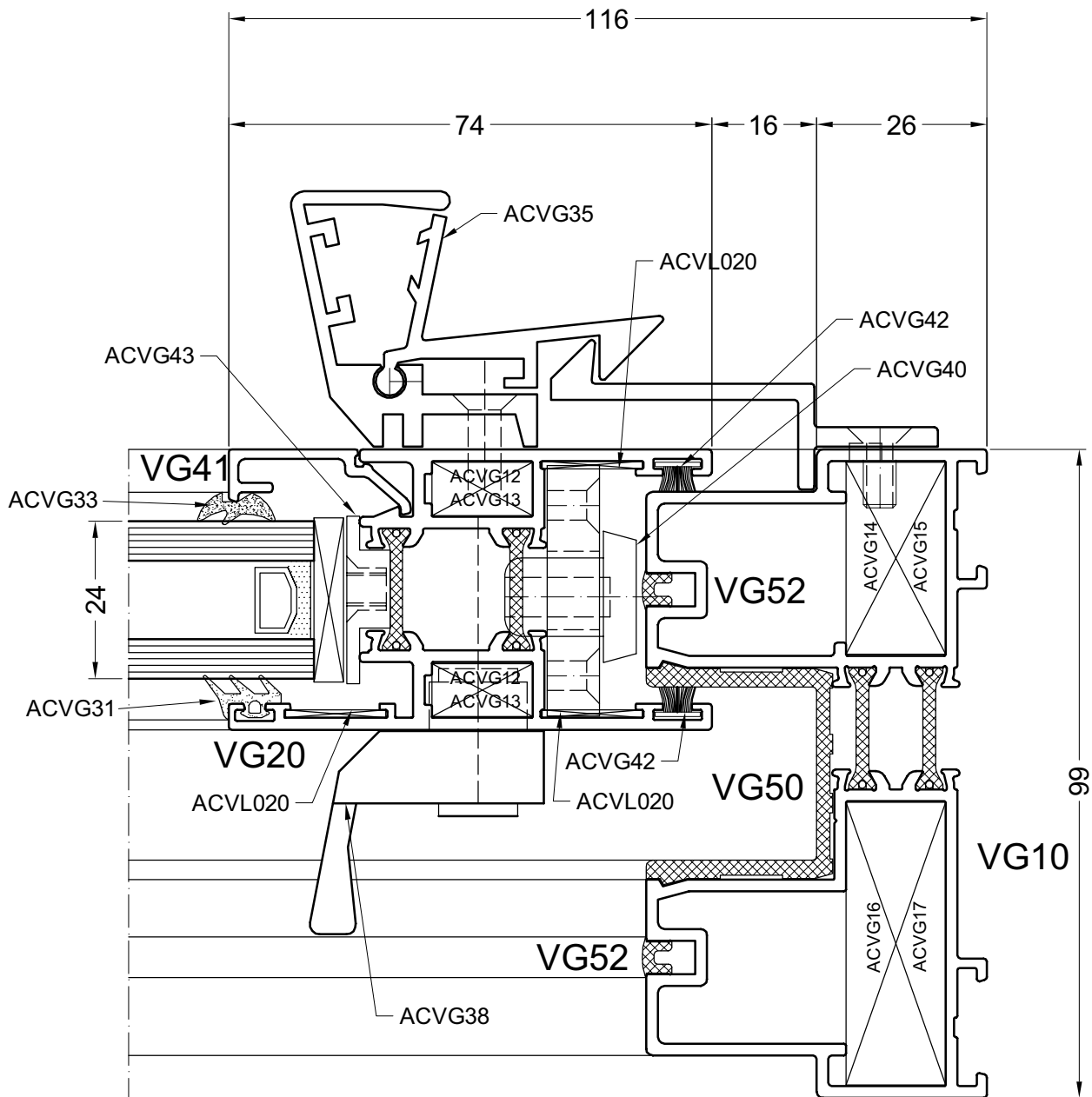
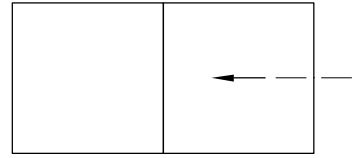
DOORSNEDE - COUPE - SCHNITT - SECTION



door01

2A

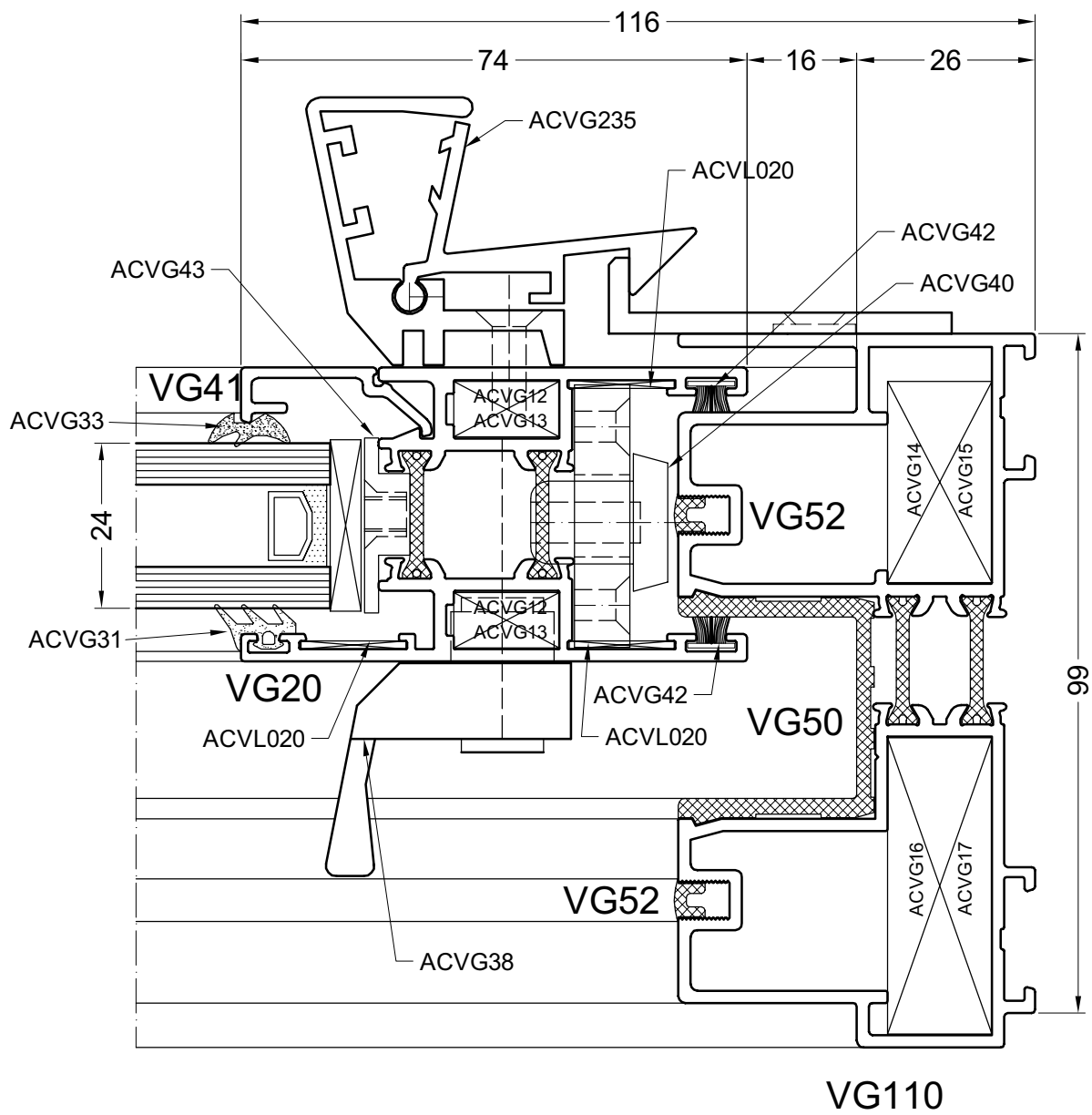
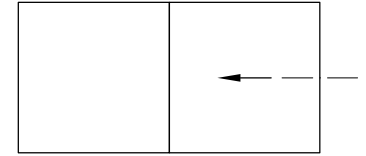
DOORSNEDE - COUPE - SCHNITT - SECTION



door02

2B

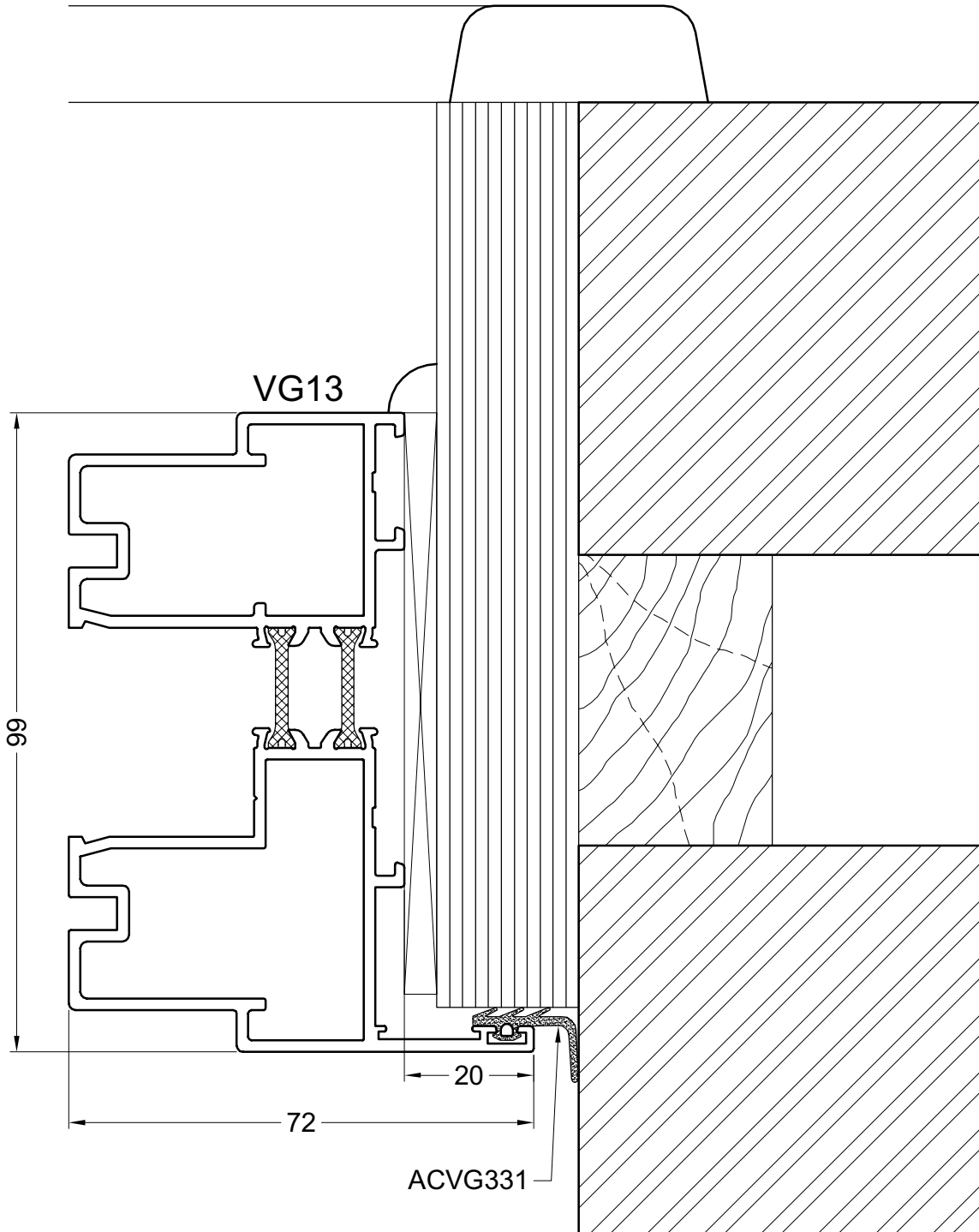
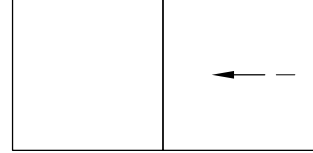
DOORSNEDE - COUPE - SCHNITT - SECTION



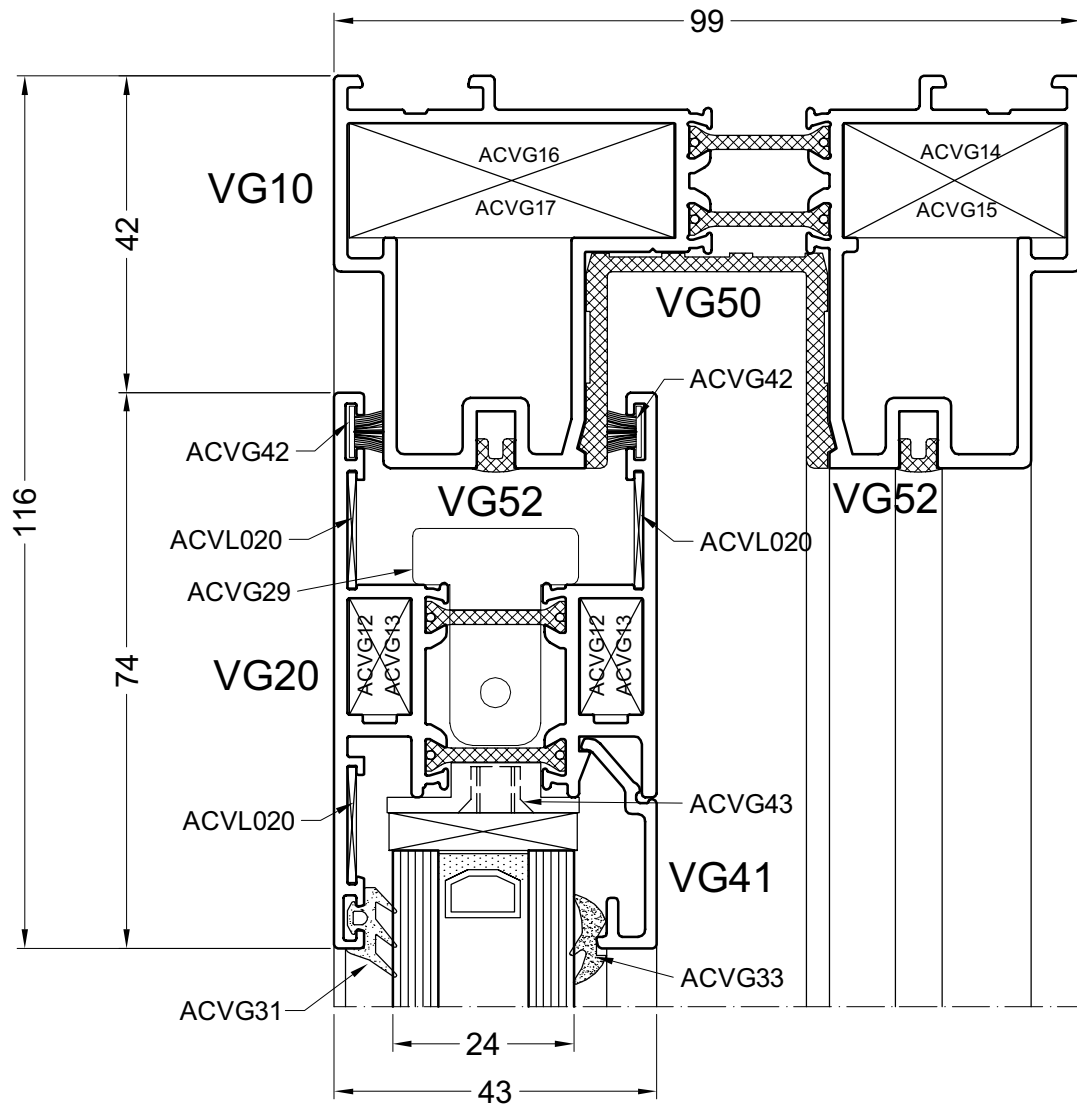
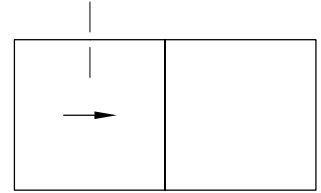
door02c

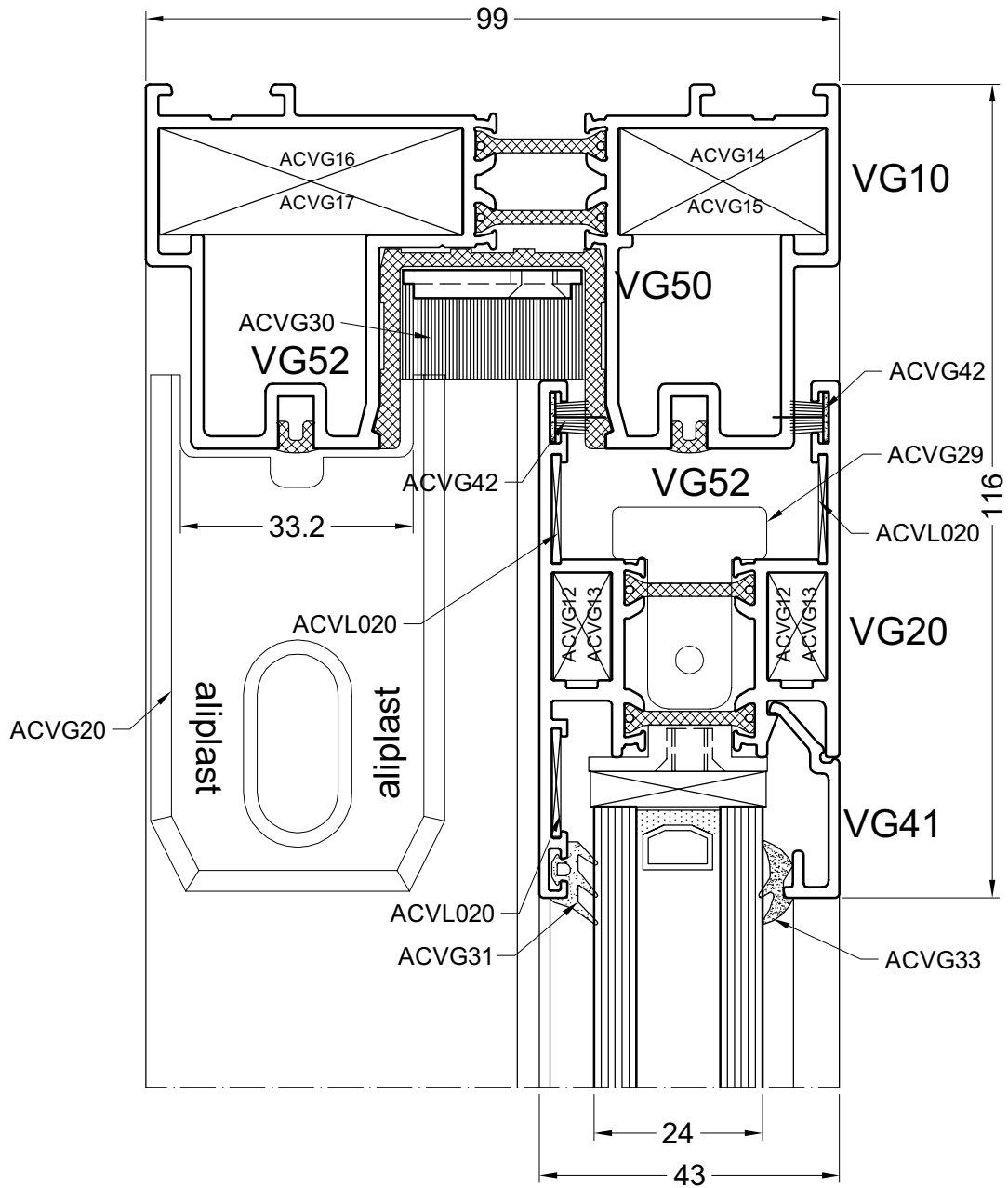
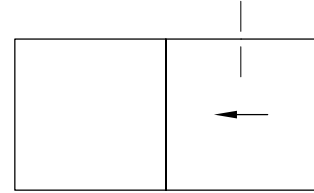
2C

DOORSNEDE - COUPE - SCHNITT - SECTION

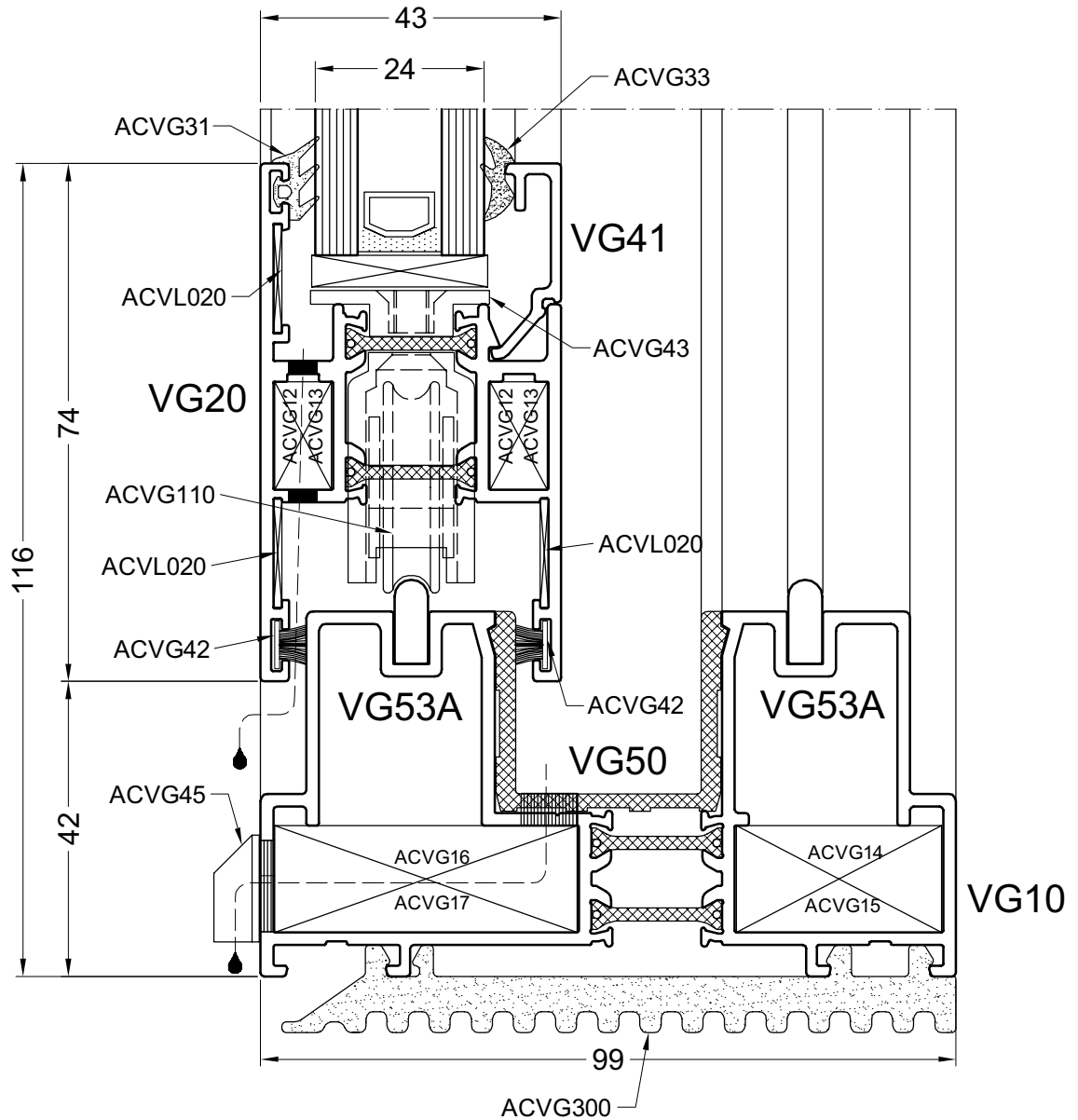
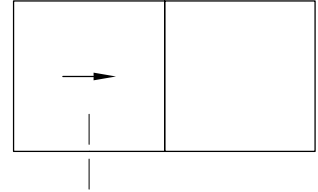


DOOR02B





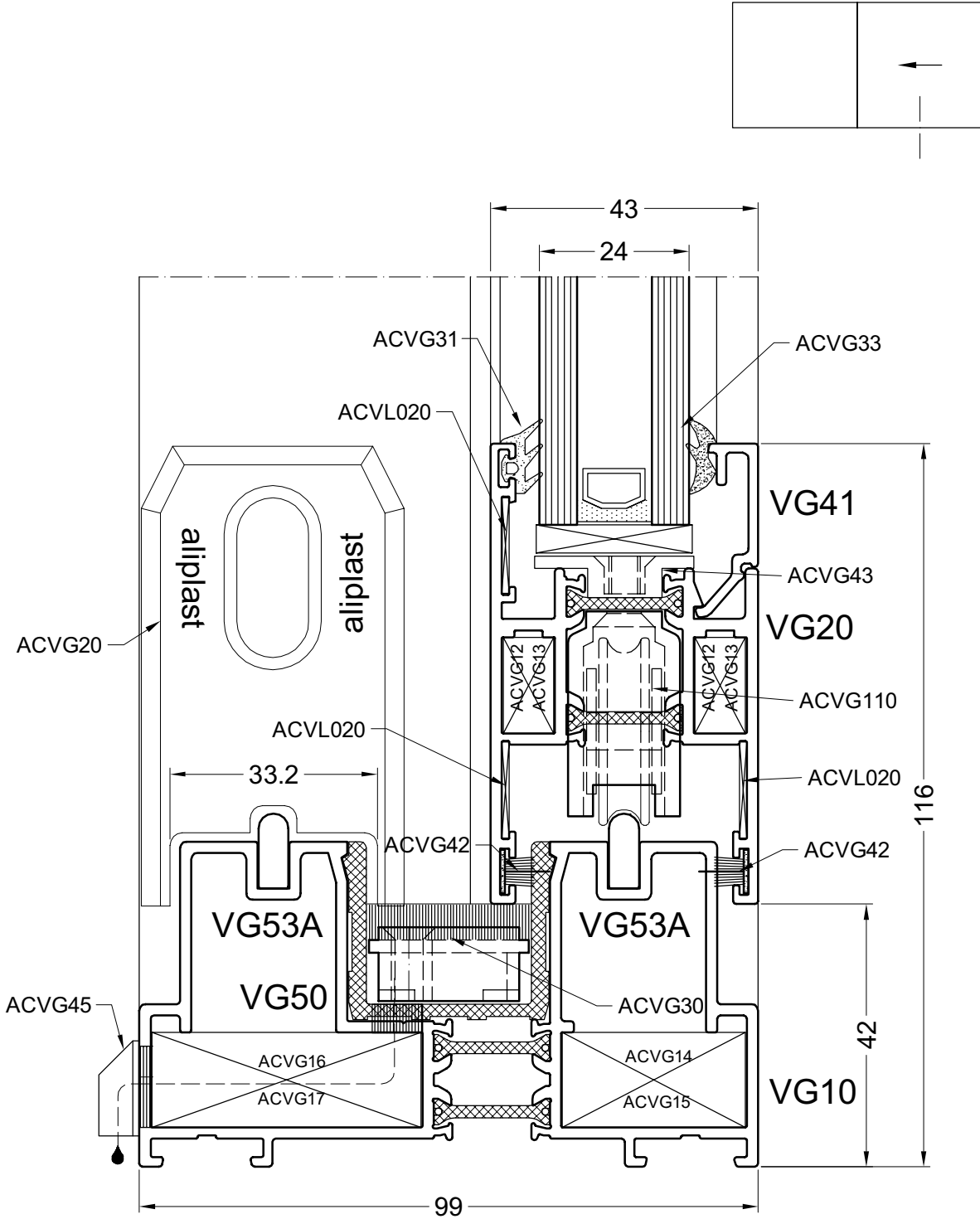
door04



door05

6A

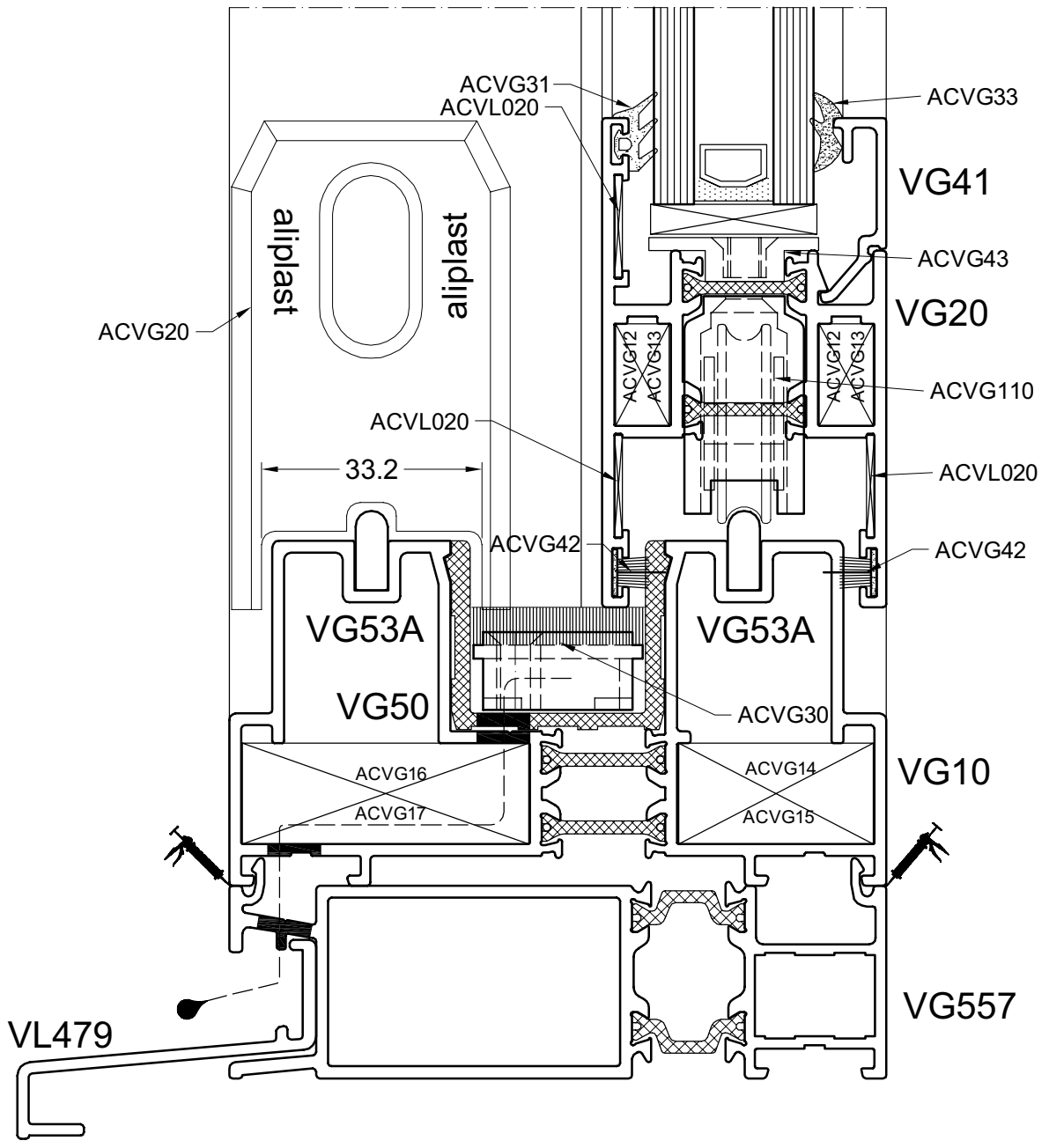
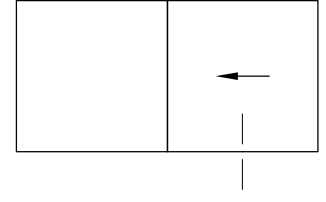
DOORSNEDE - COUPE - SCHNITT - SECTION



door06

6B

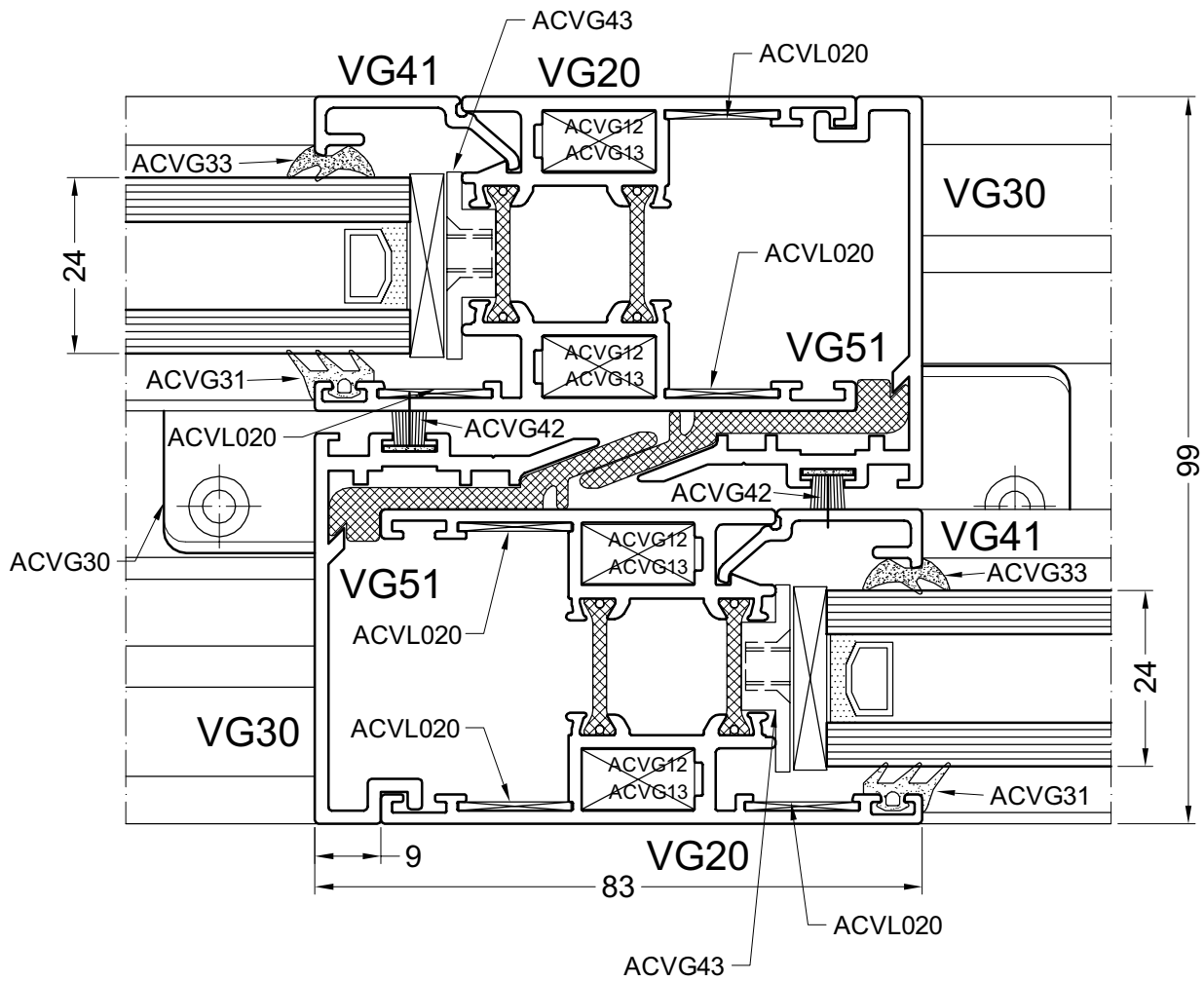
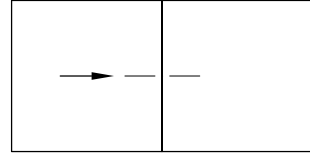
DOORSNEDE - COUPE - SCHNITT - SECTION



door06b

7A

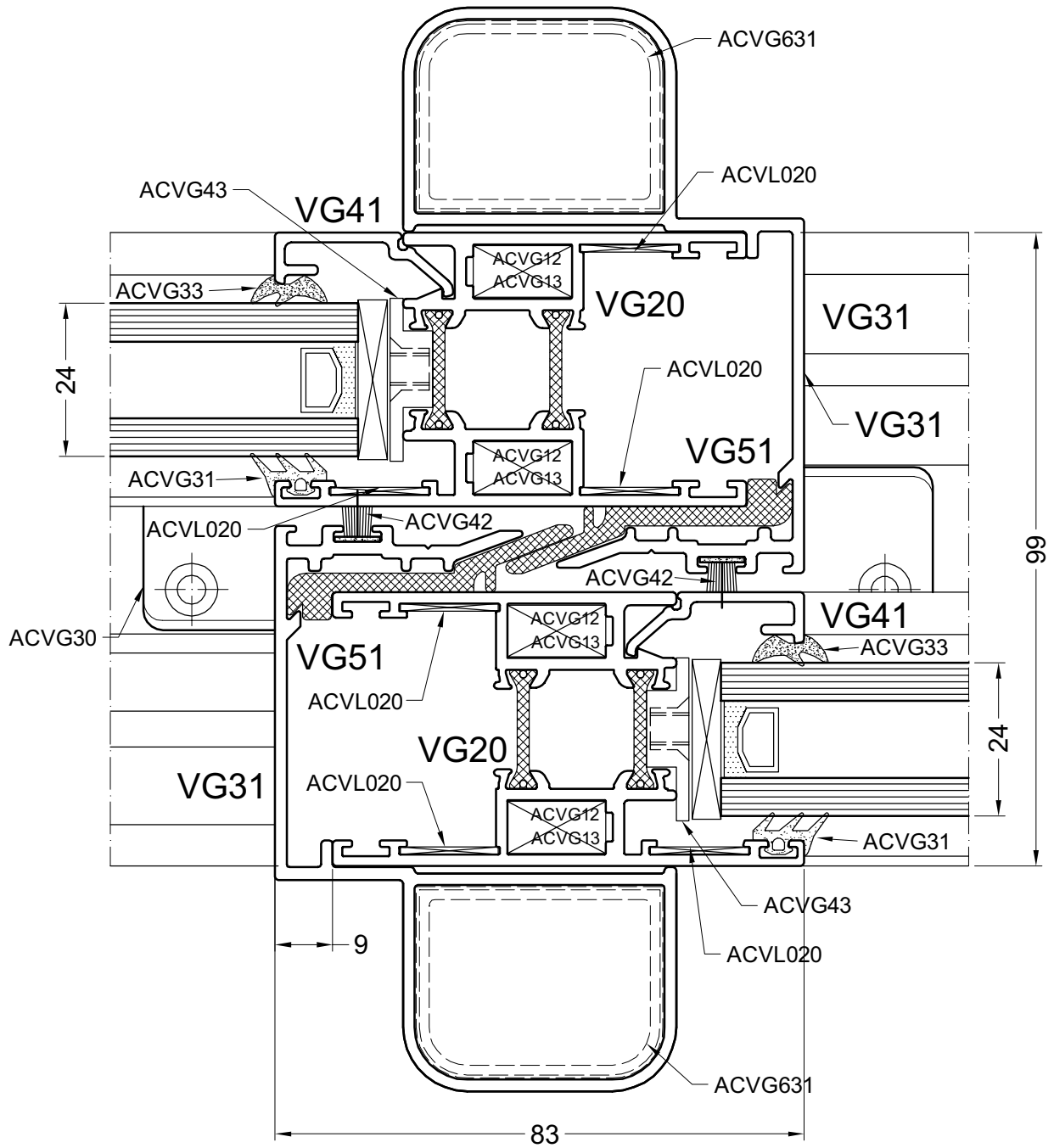
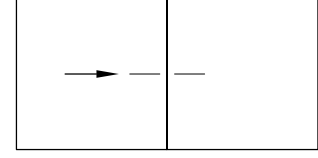
DOORSNEDE - COUPE - SCHNITT - SECTION



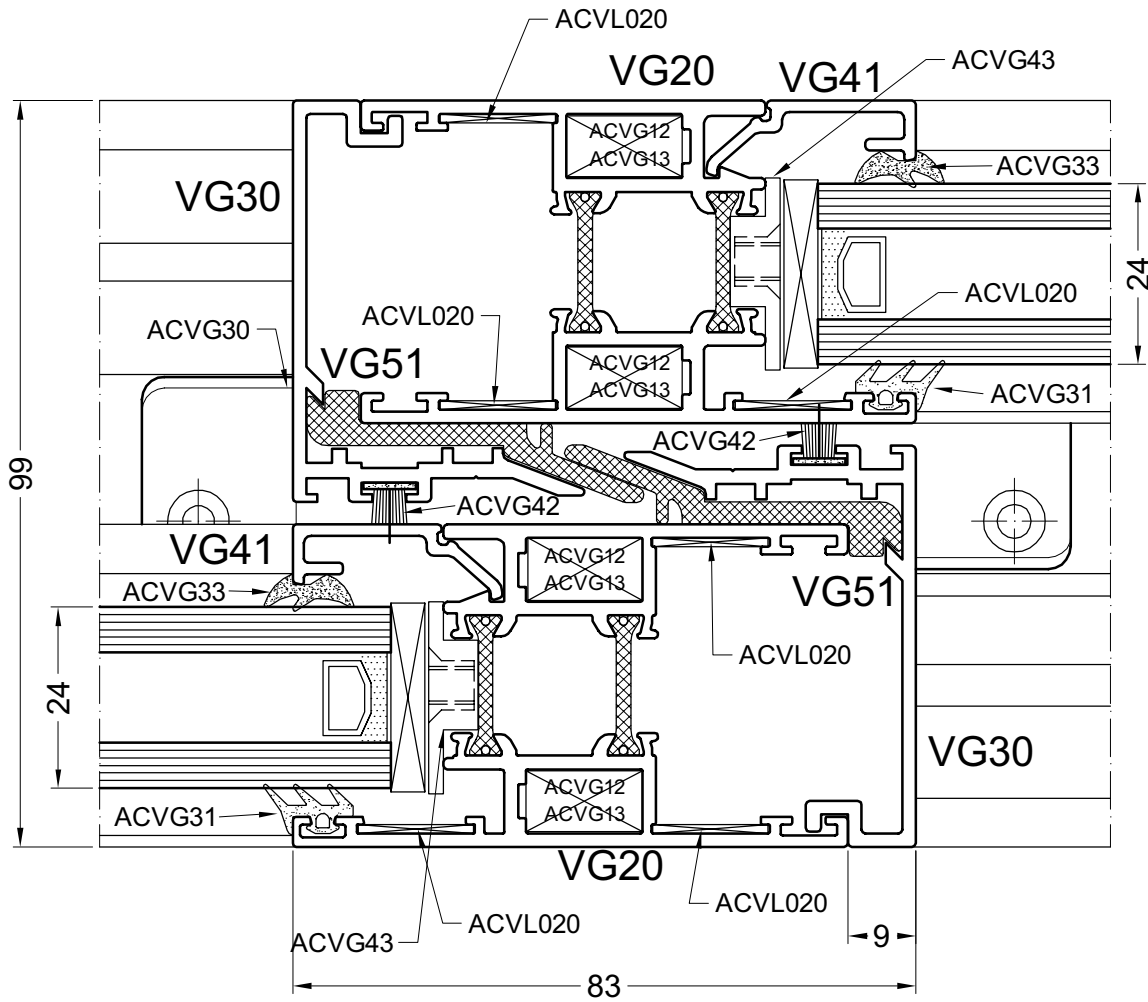
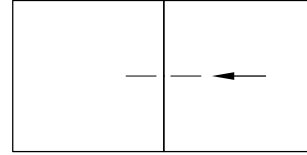
door07

7B

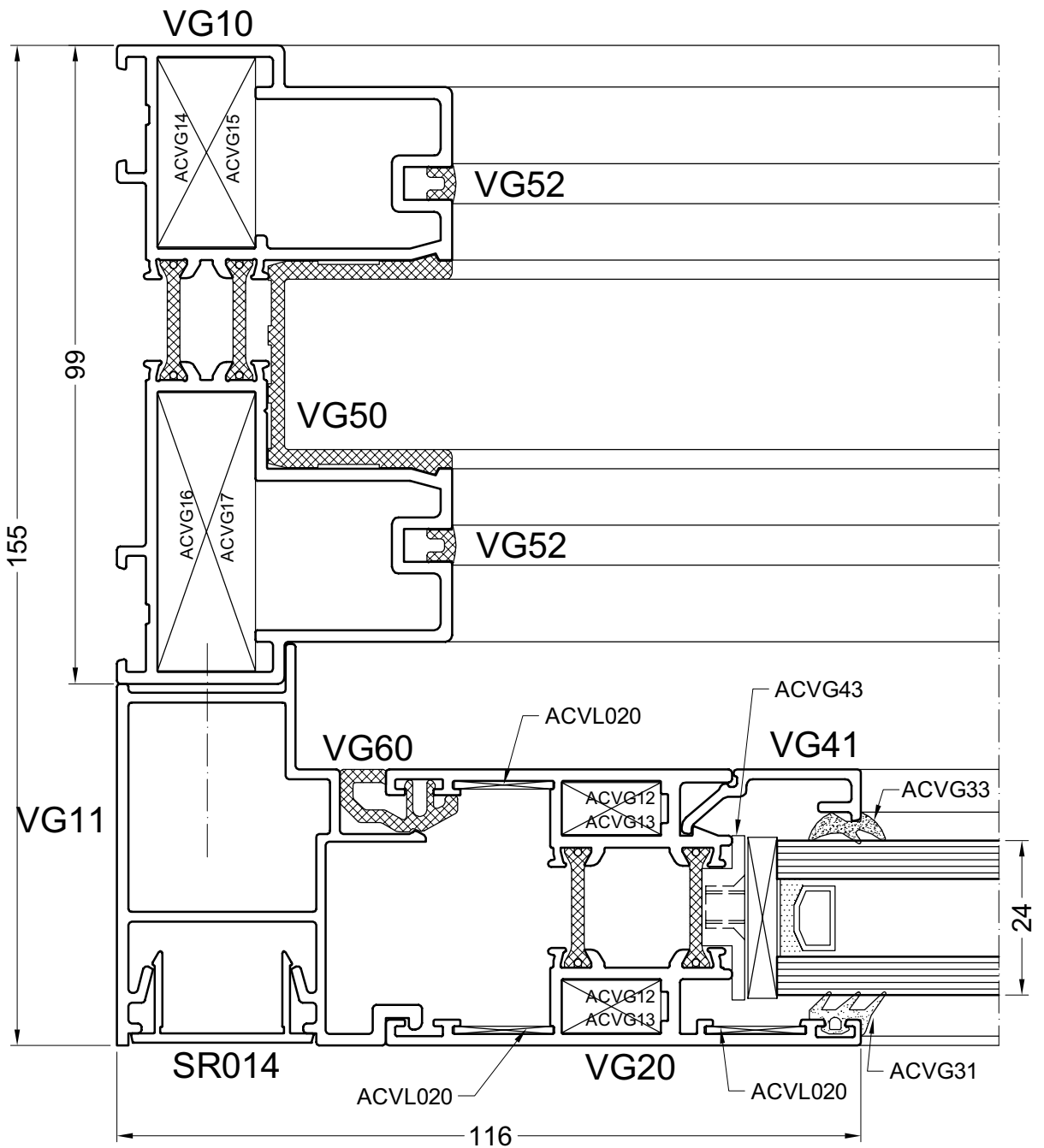
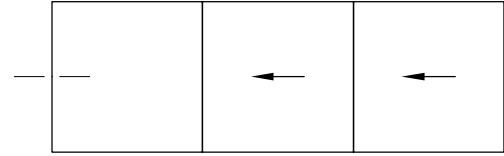
DOORSNEDE - COUPE - SCHNITT - SECTION



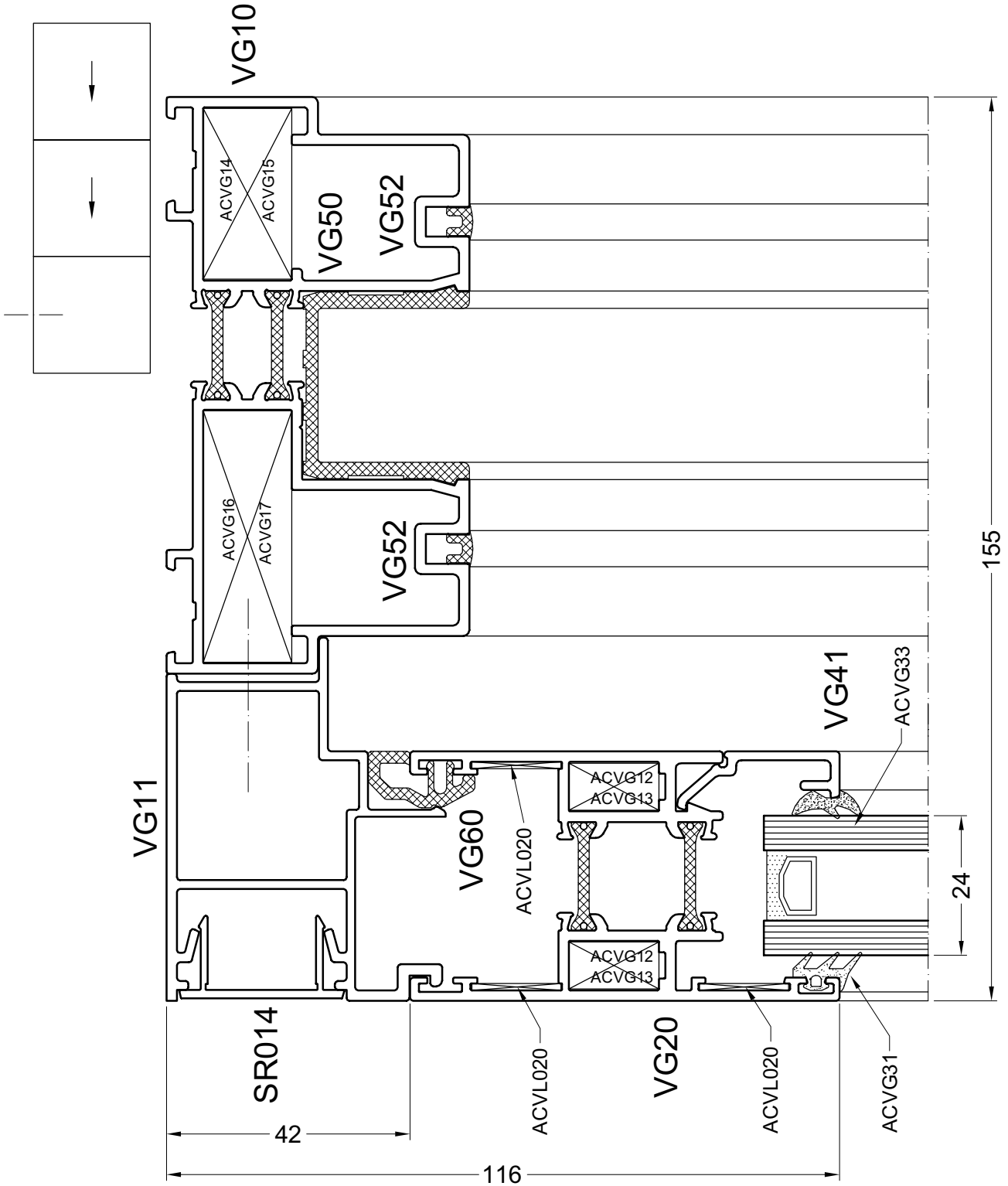
door07b



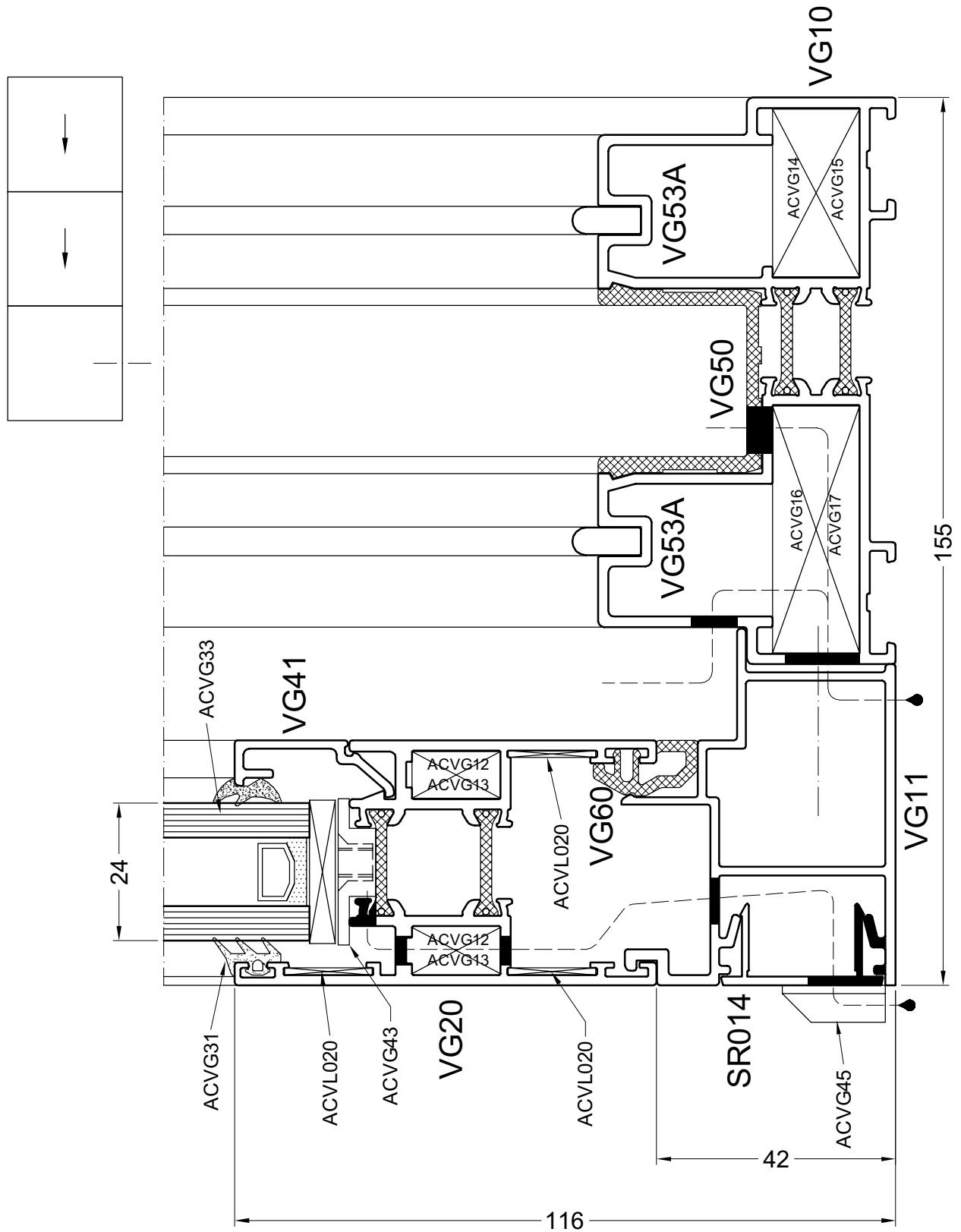
door08



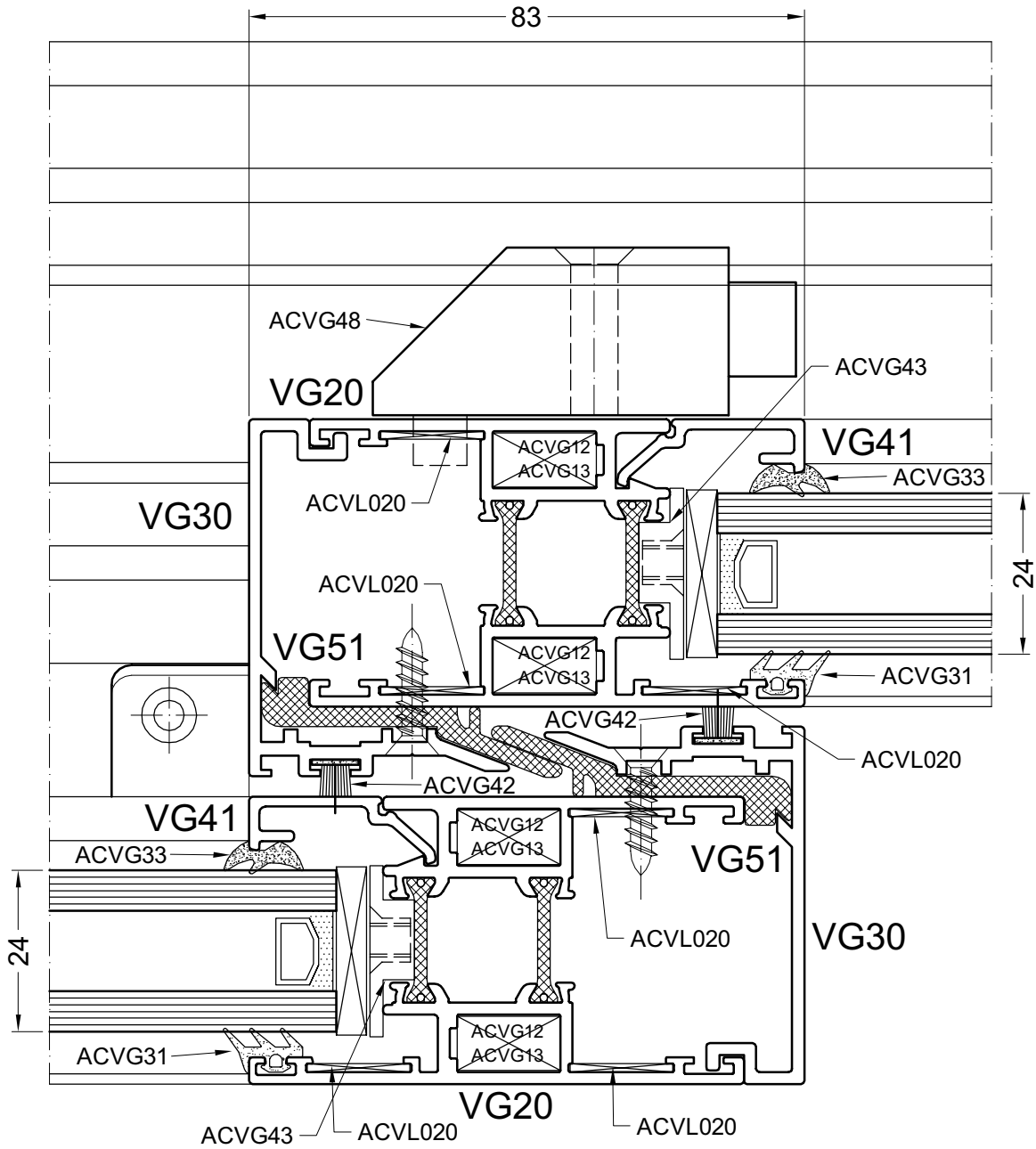
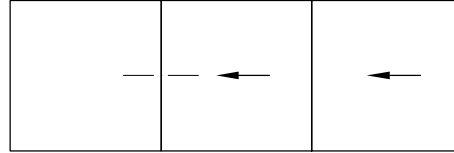
door09



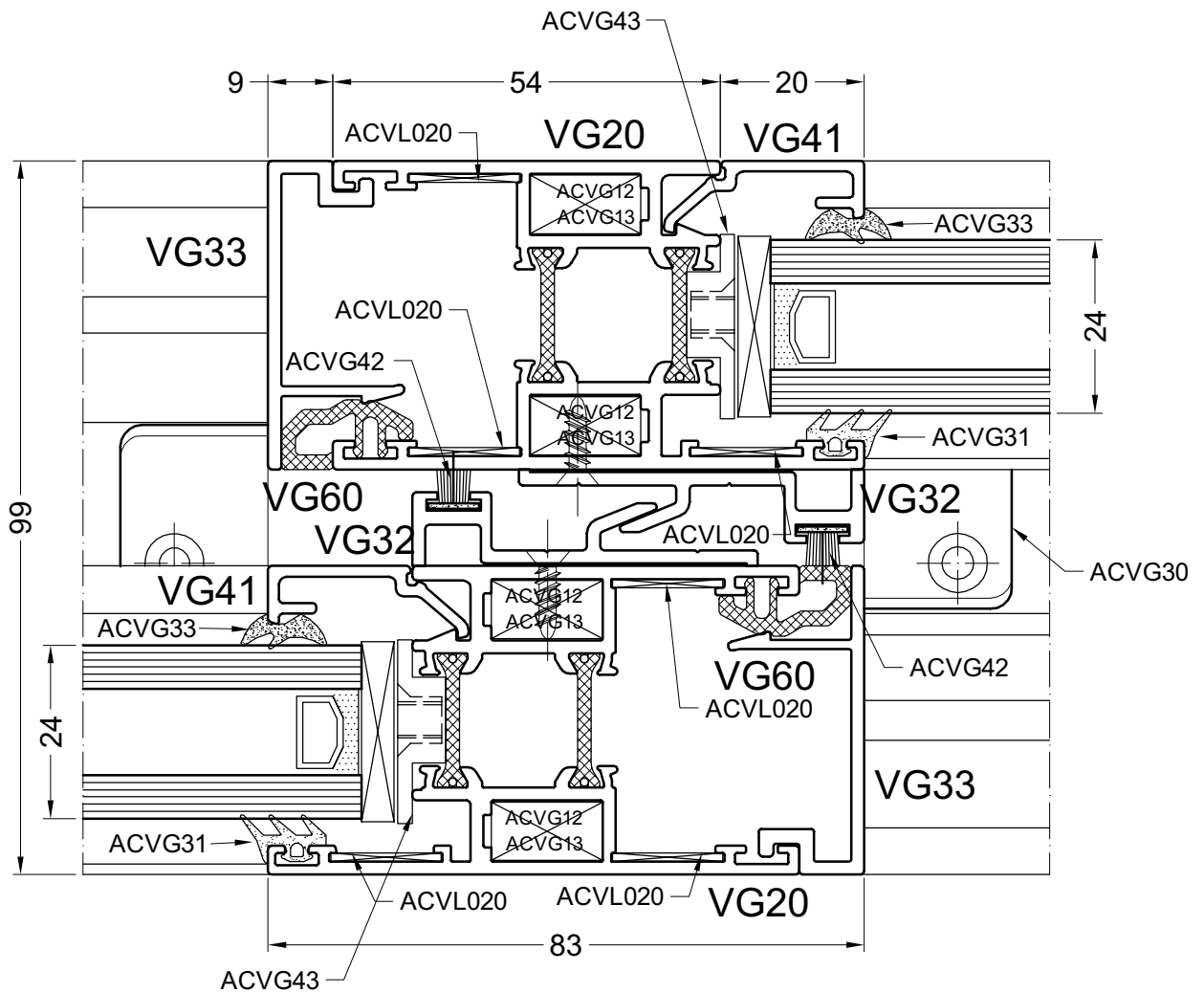
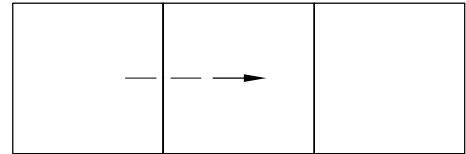
door10



door11

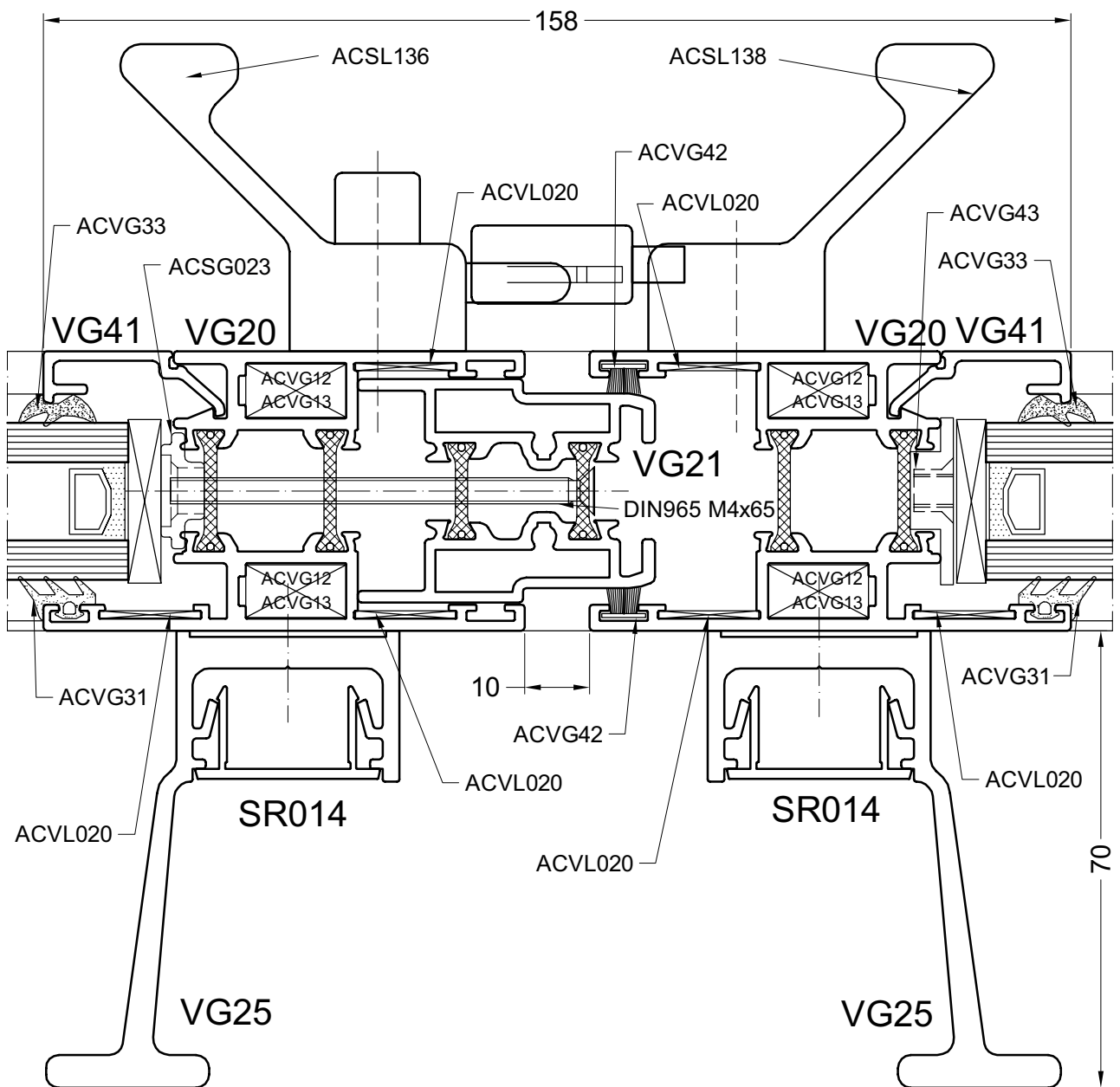
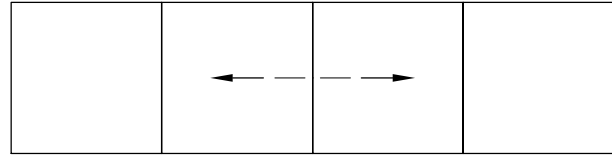


door12



14B

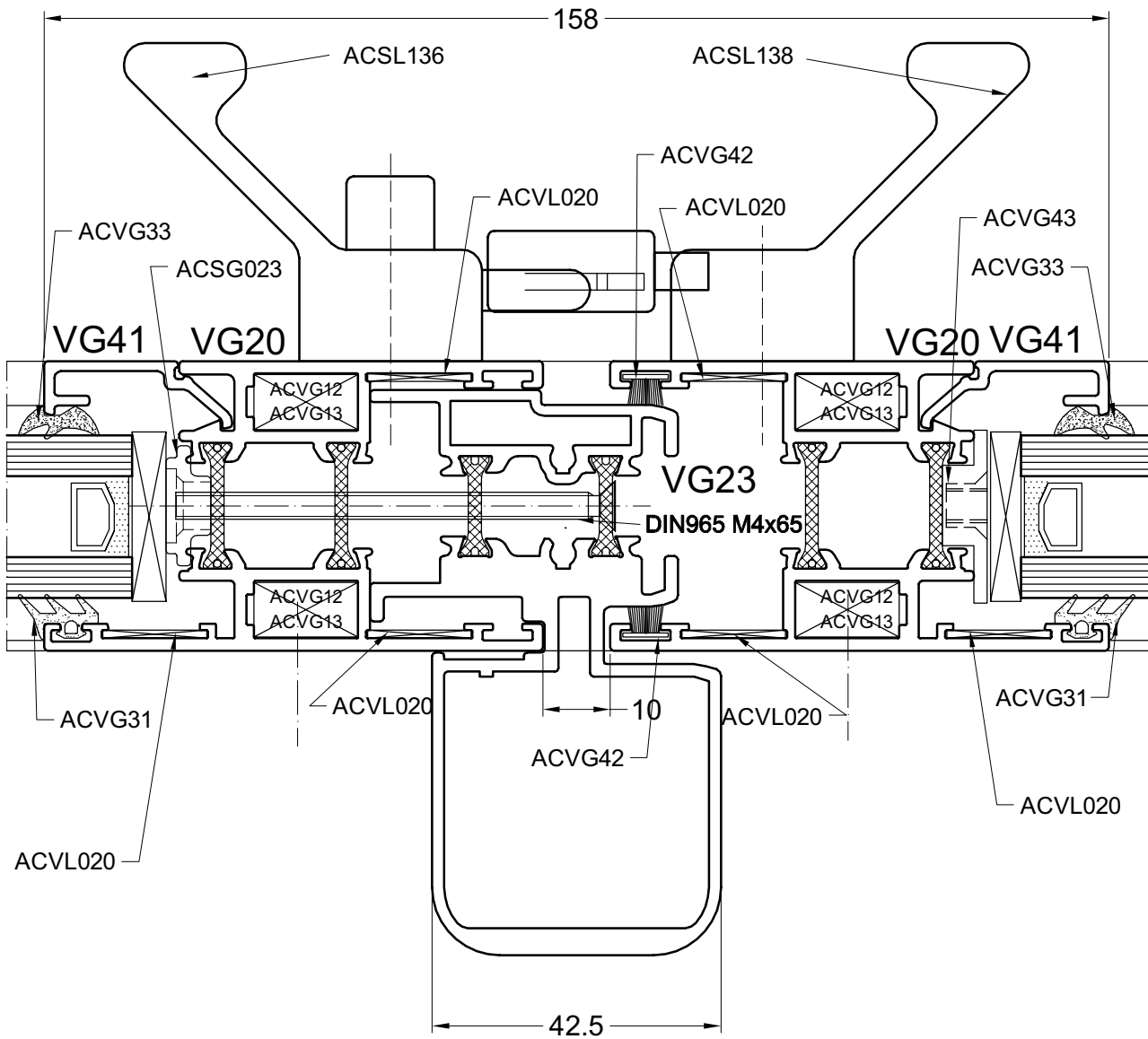
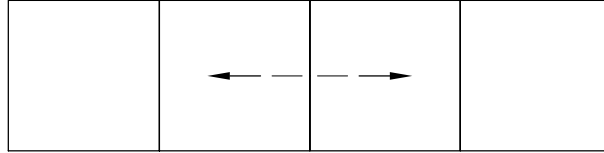
DOORSNEDE - COUPE - SCHNITT - SECTION



door14b

14C

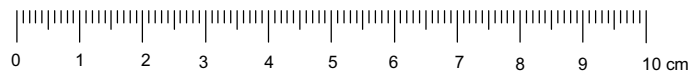
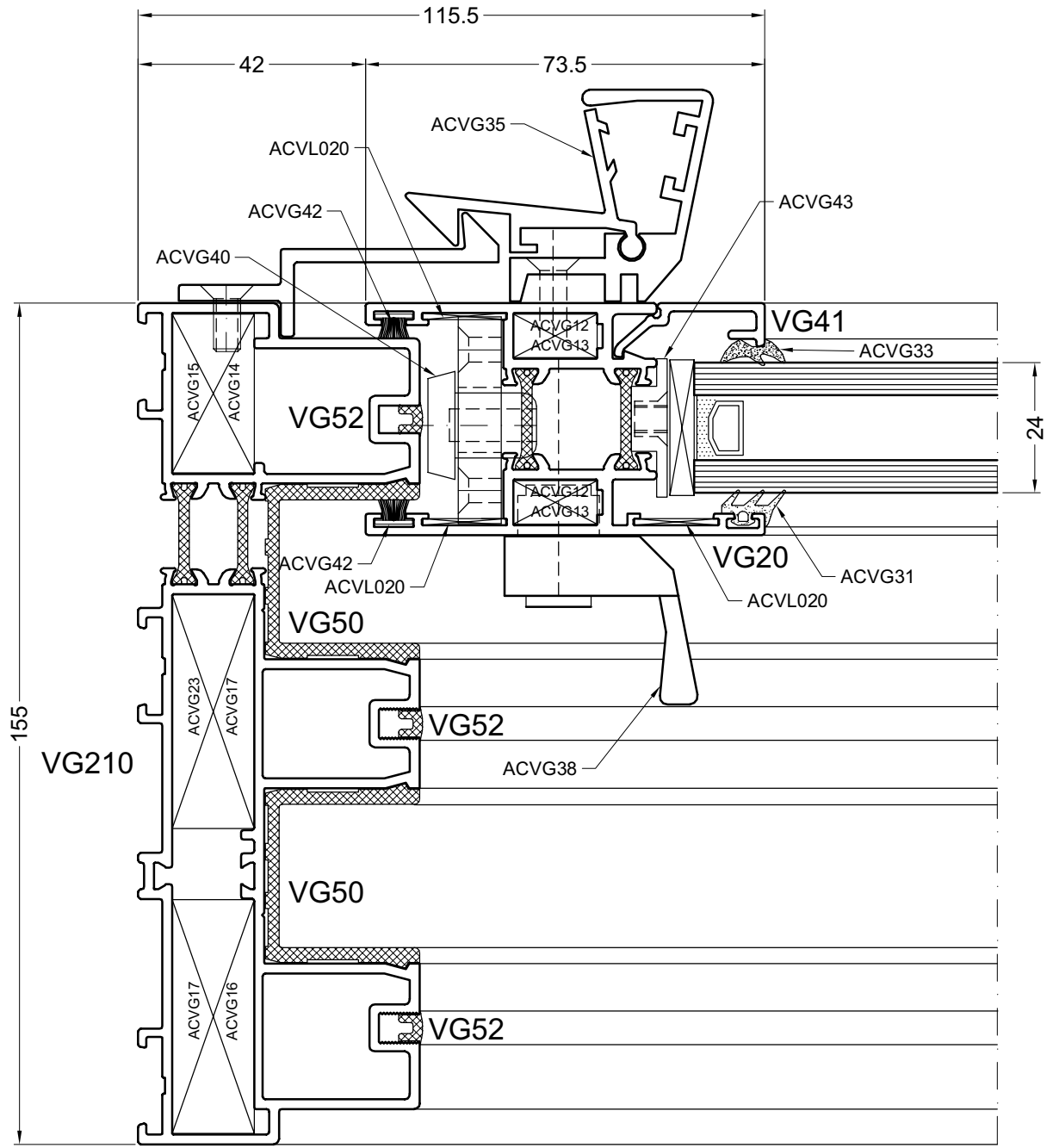
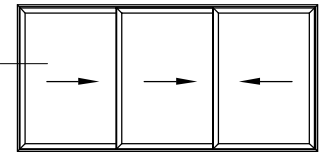
DOORSNEDE - COUPE - SCHNITT - SECTION



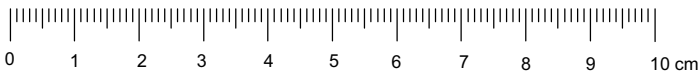
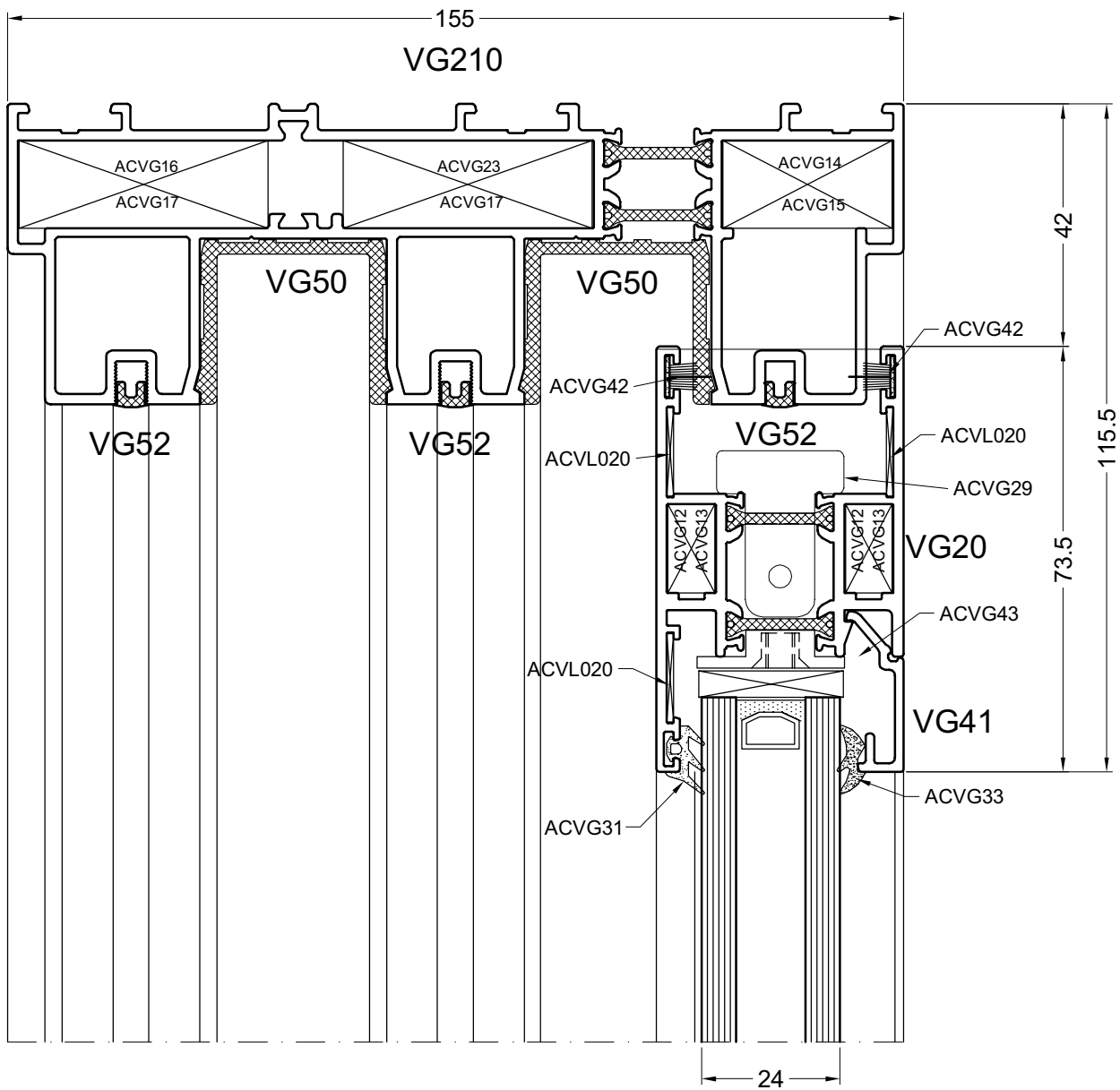
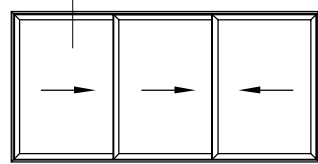
door14c

15

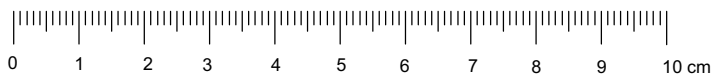
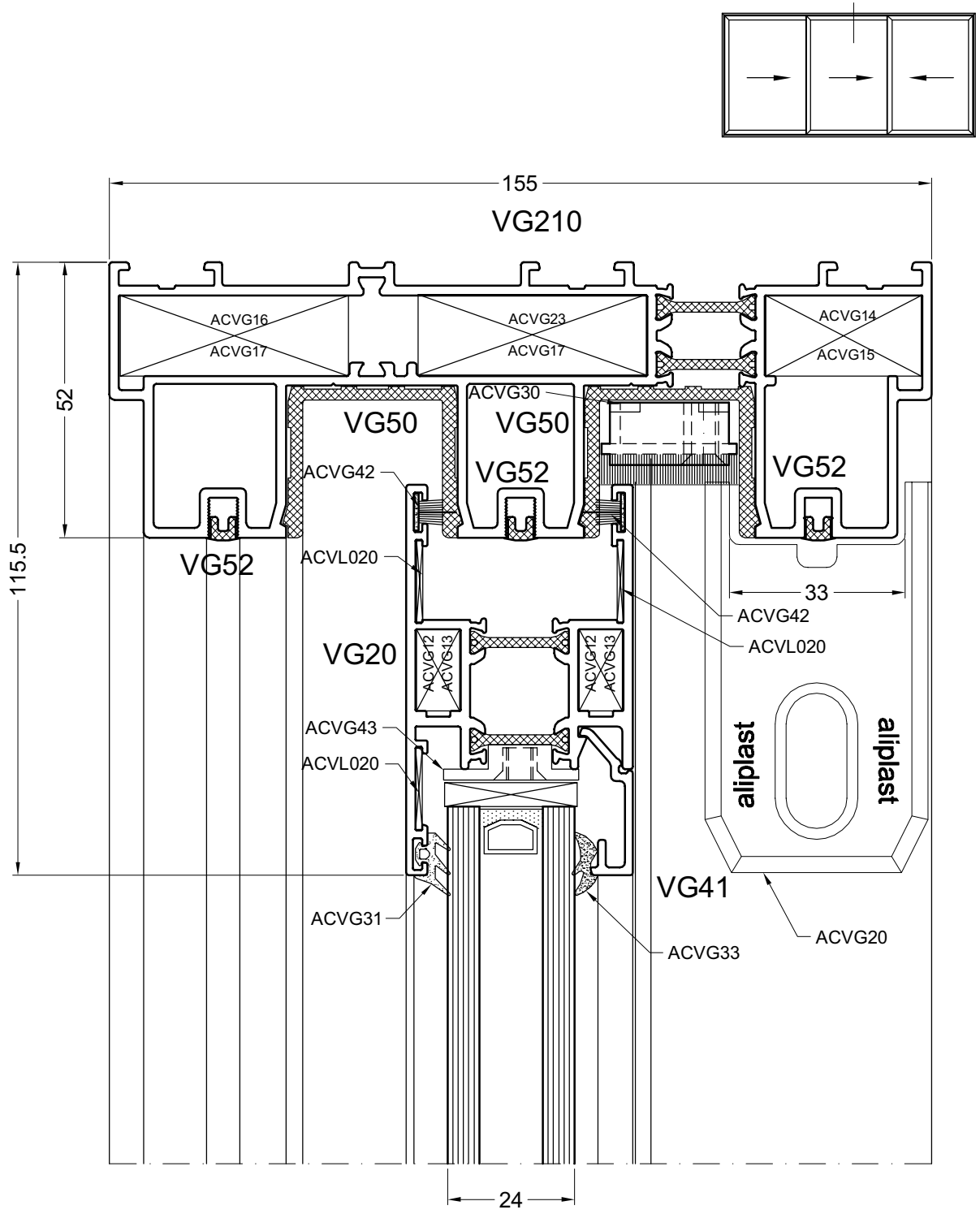
DOORSNEDE - COUPE - SCHNITT - SECTION



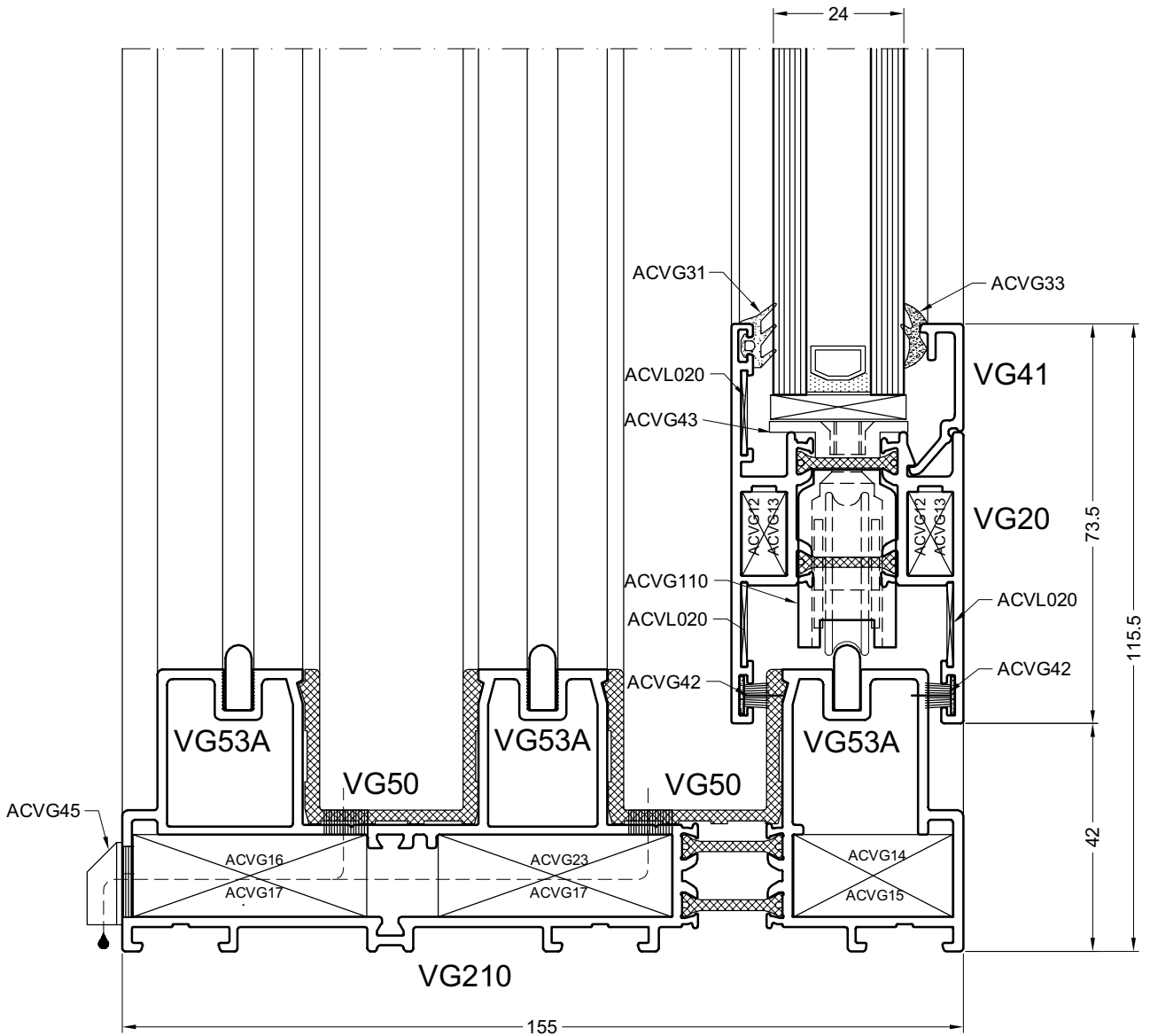
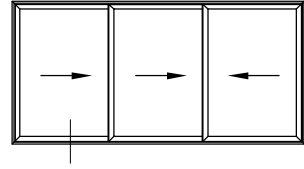
door15



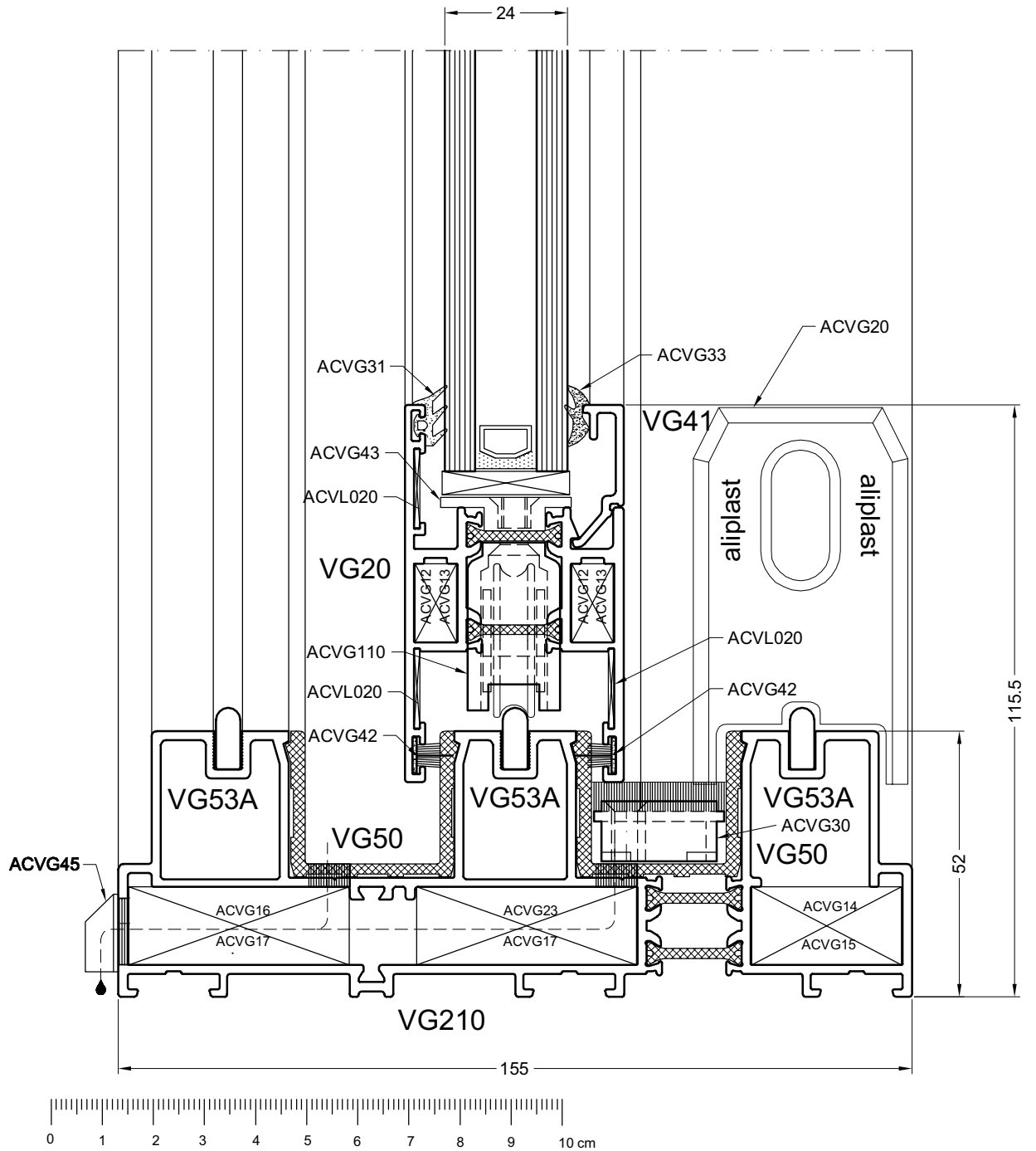
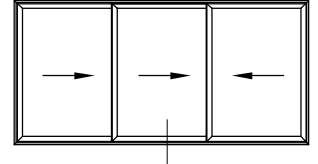
door16

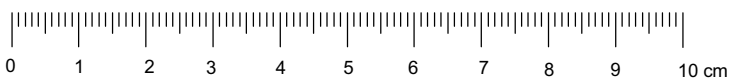
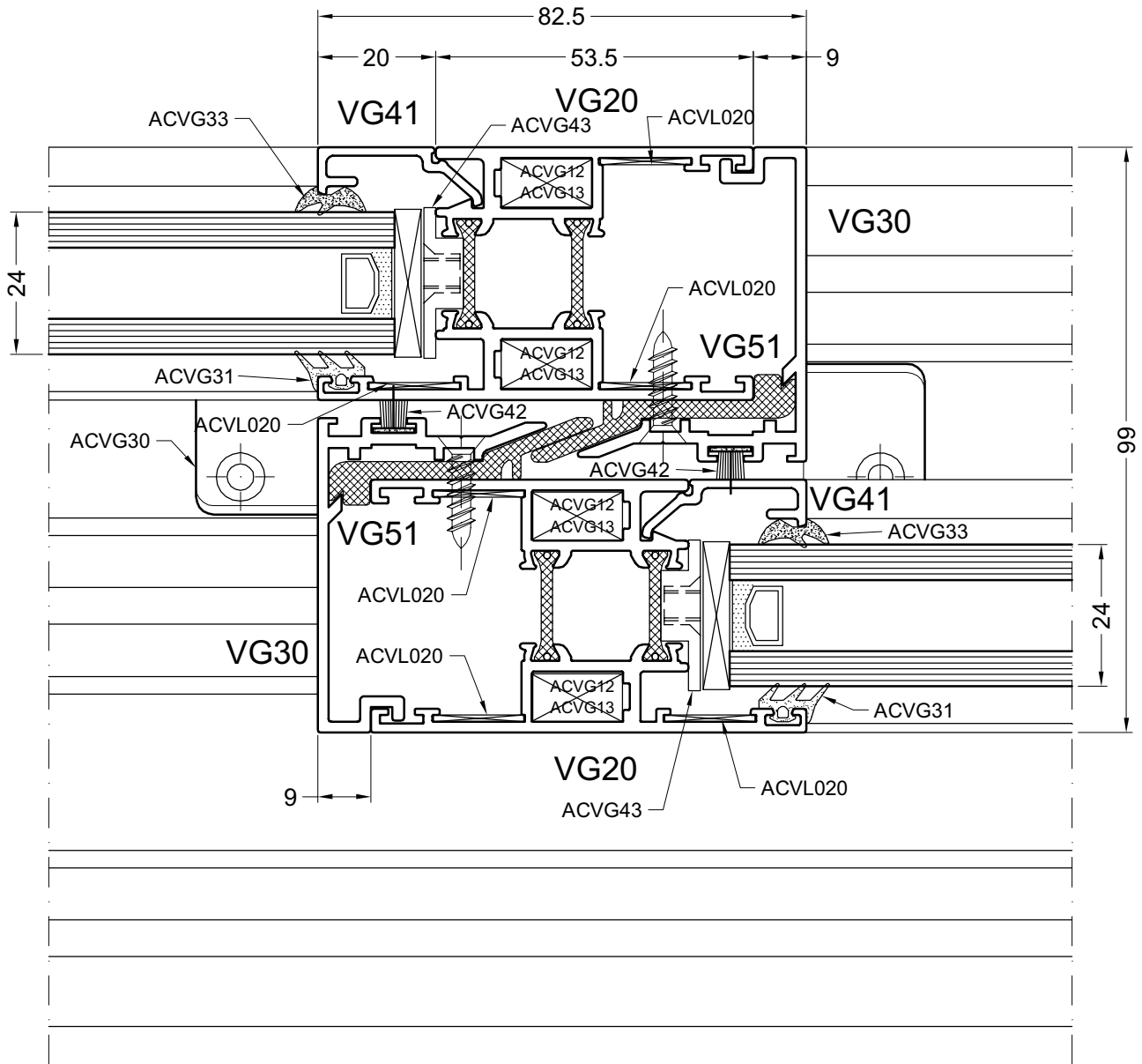
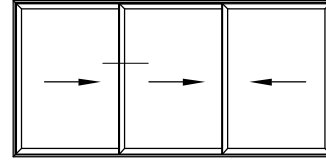


door17



door18

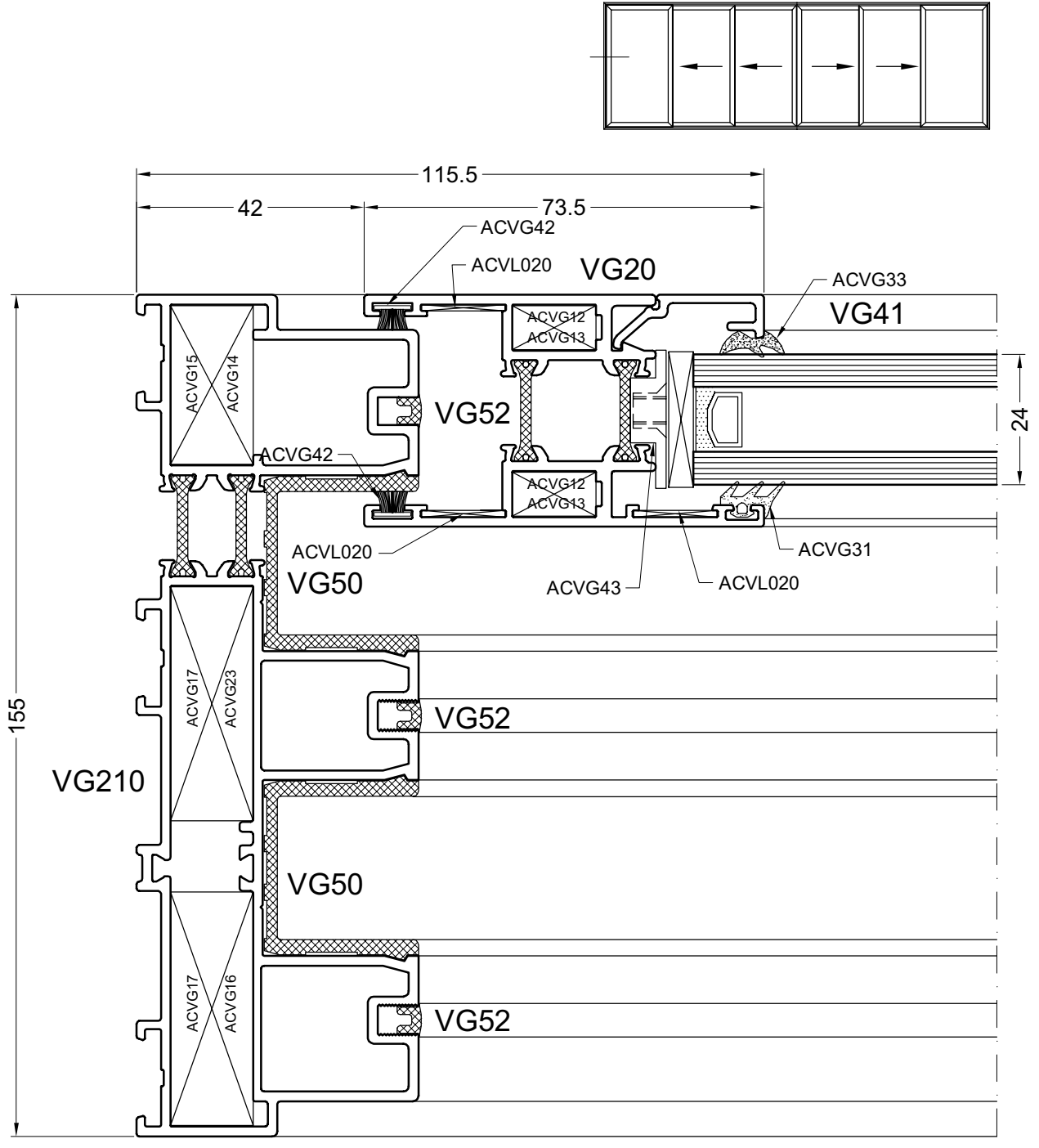




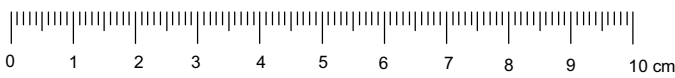
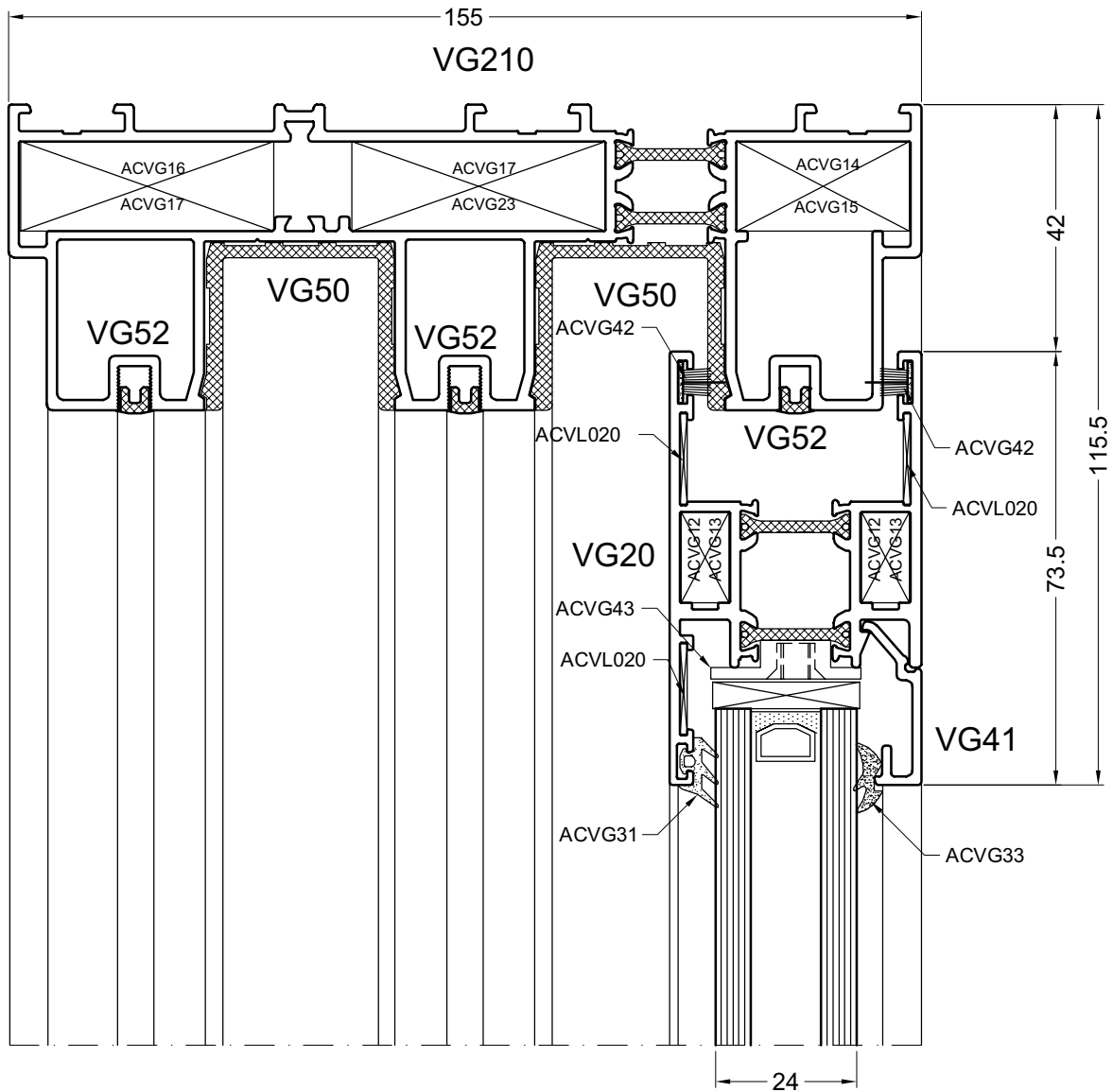
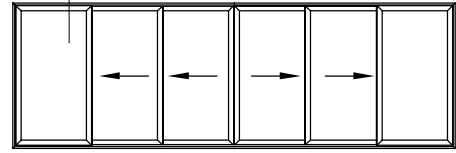
door20

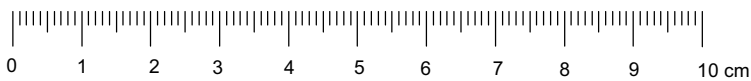
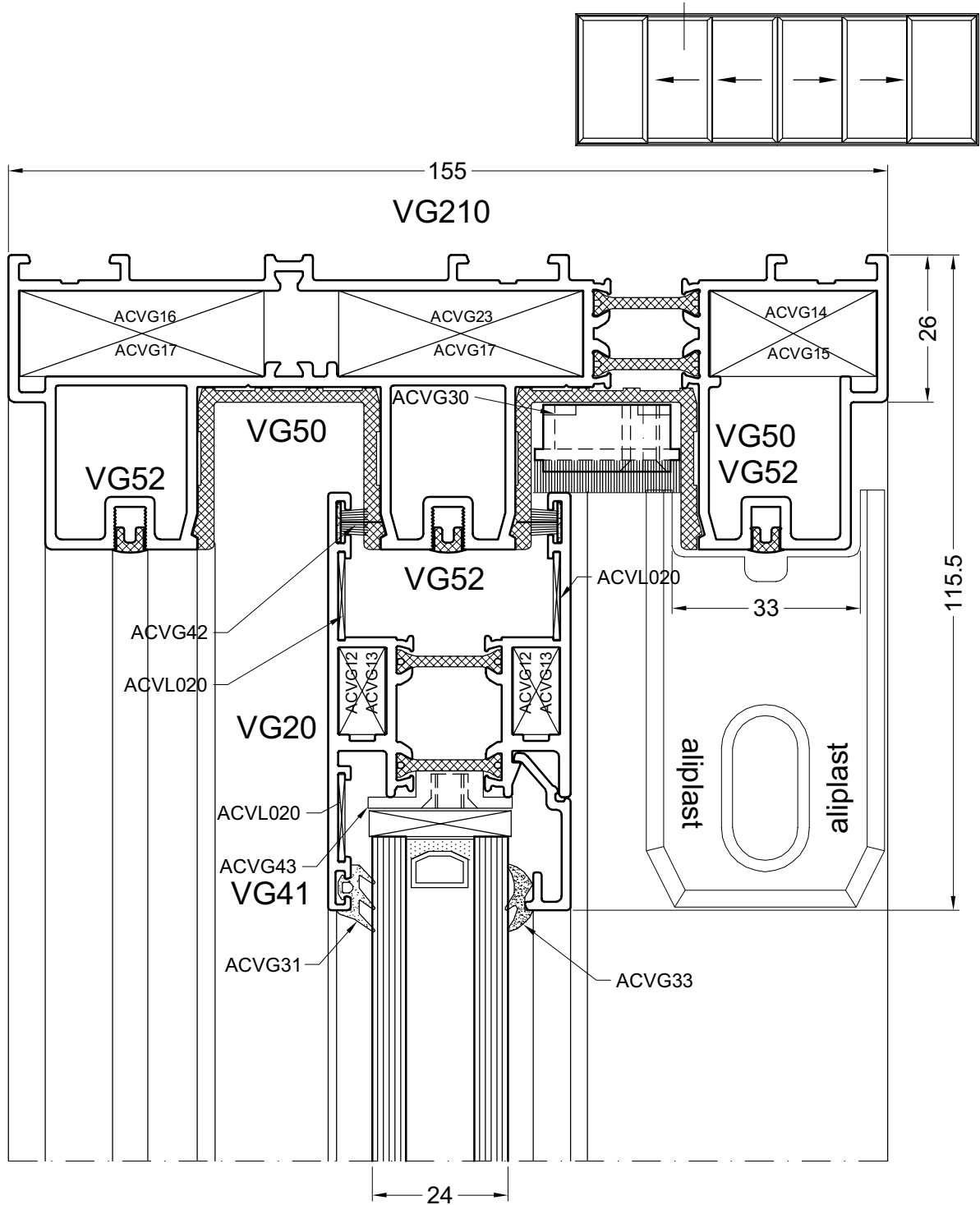
21

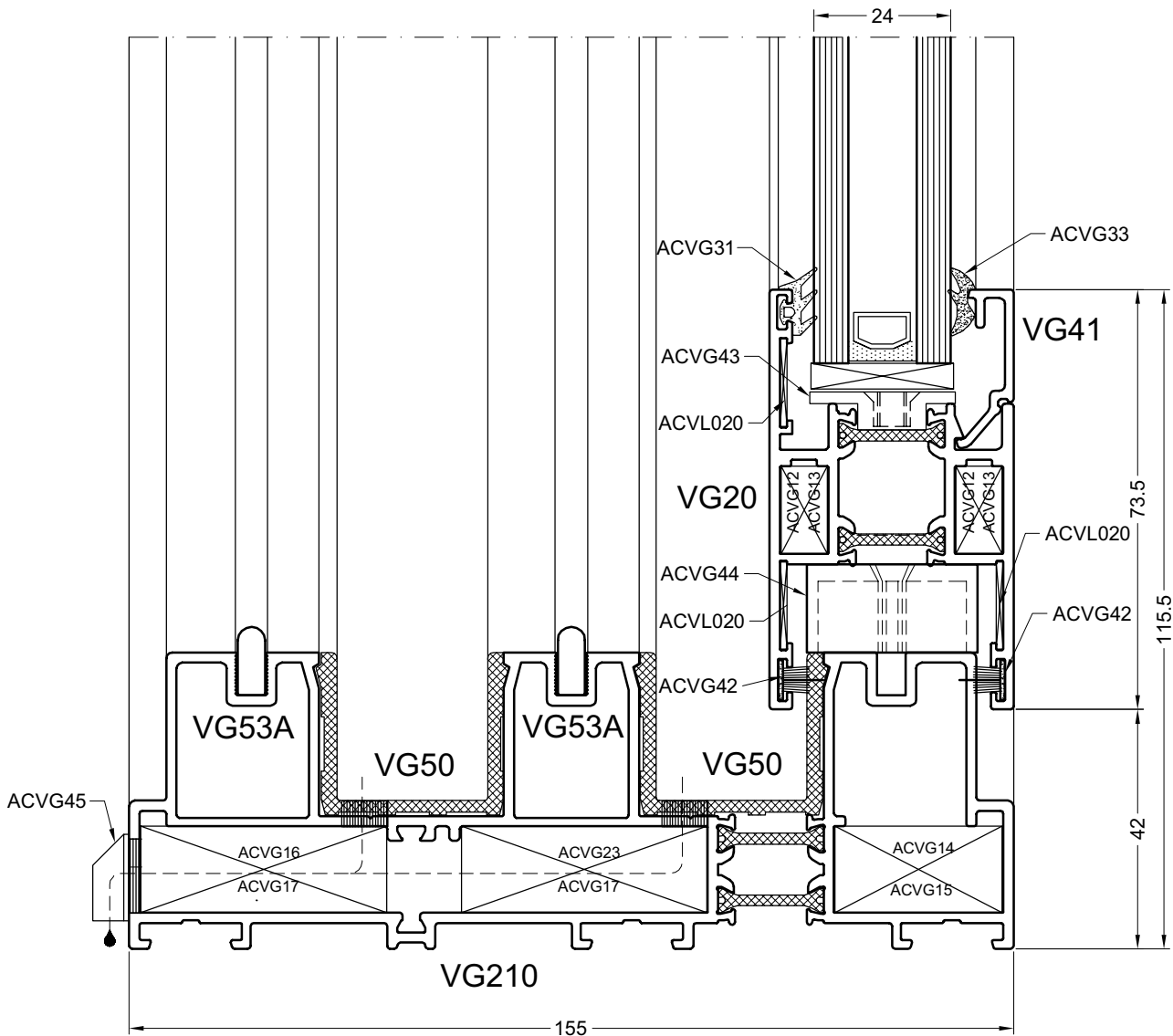
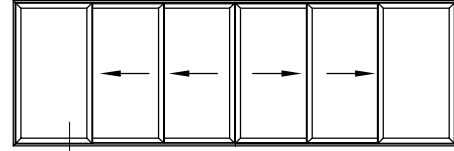
DOORSNEDE - COUPE - SCHNITT - SECTION



door21



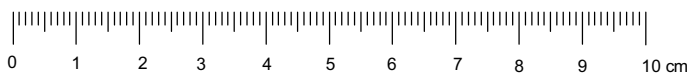
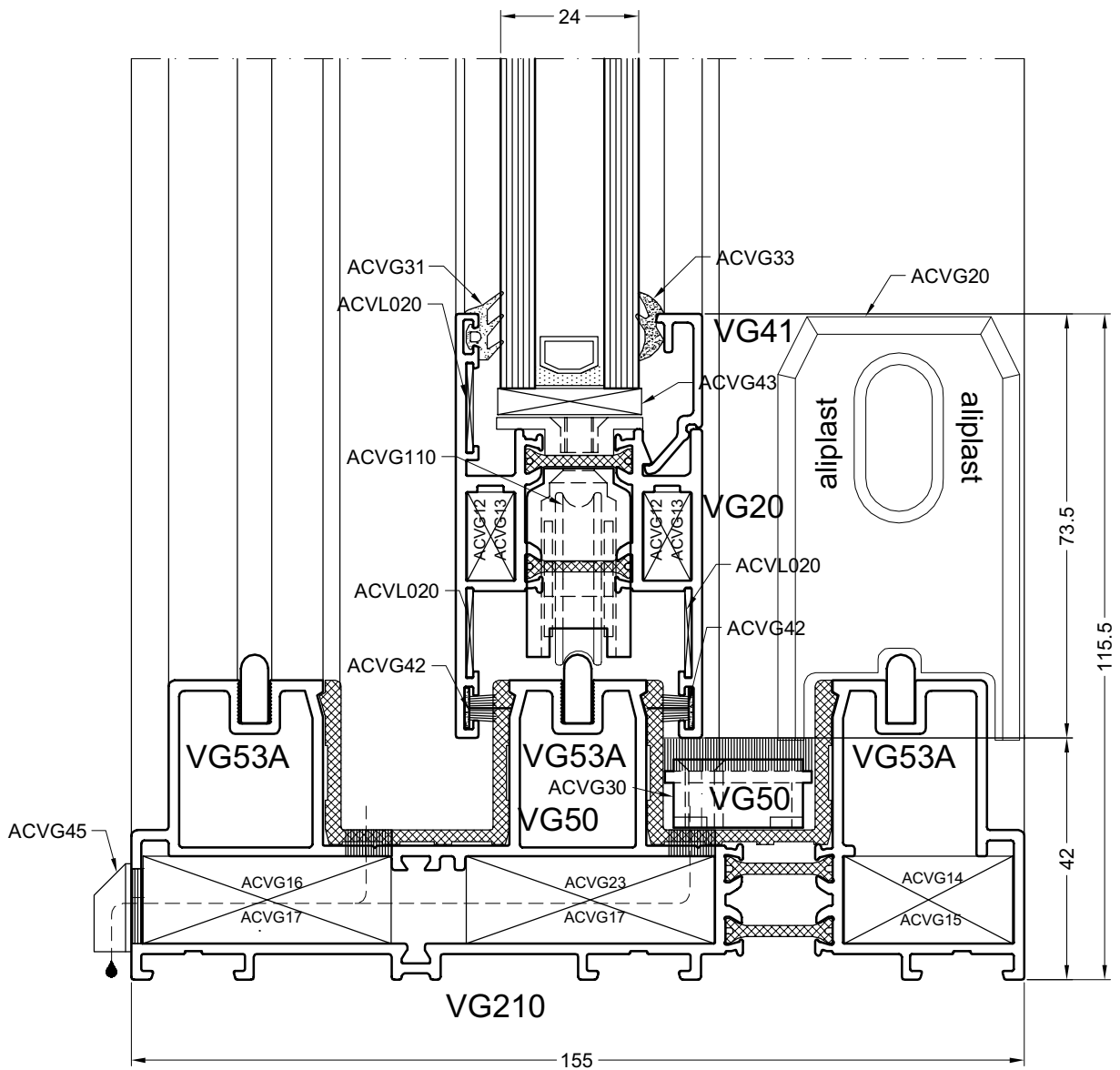
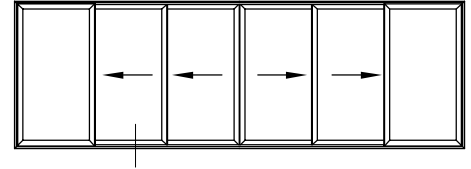




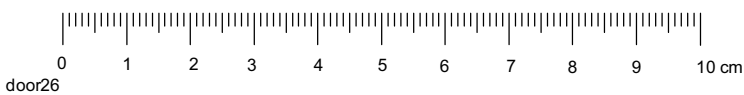
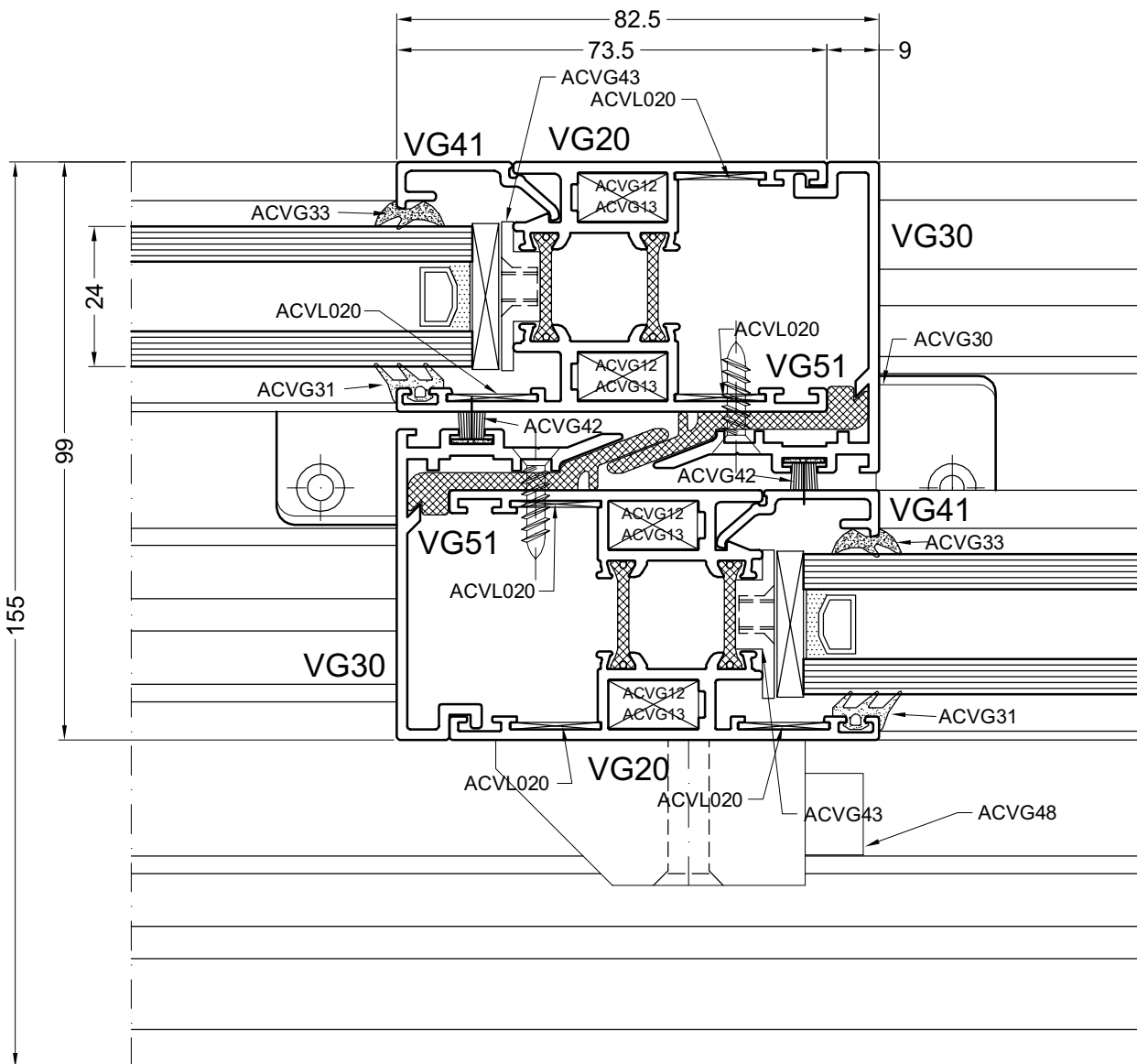
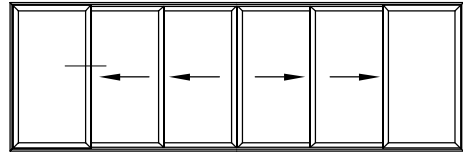
door24

25

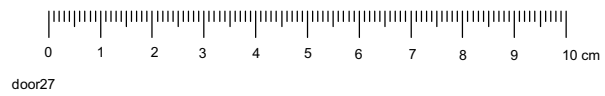
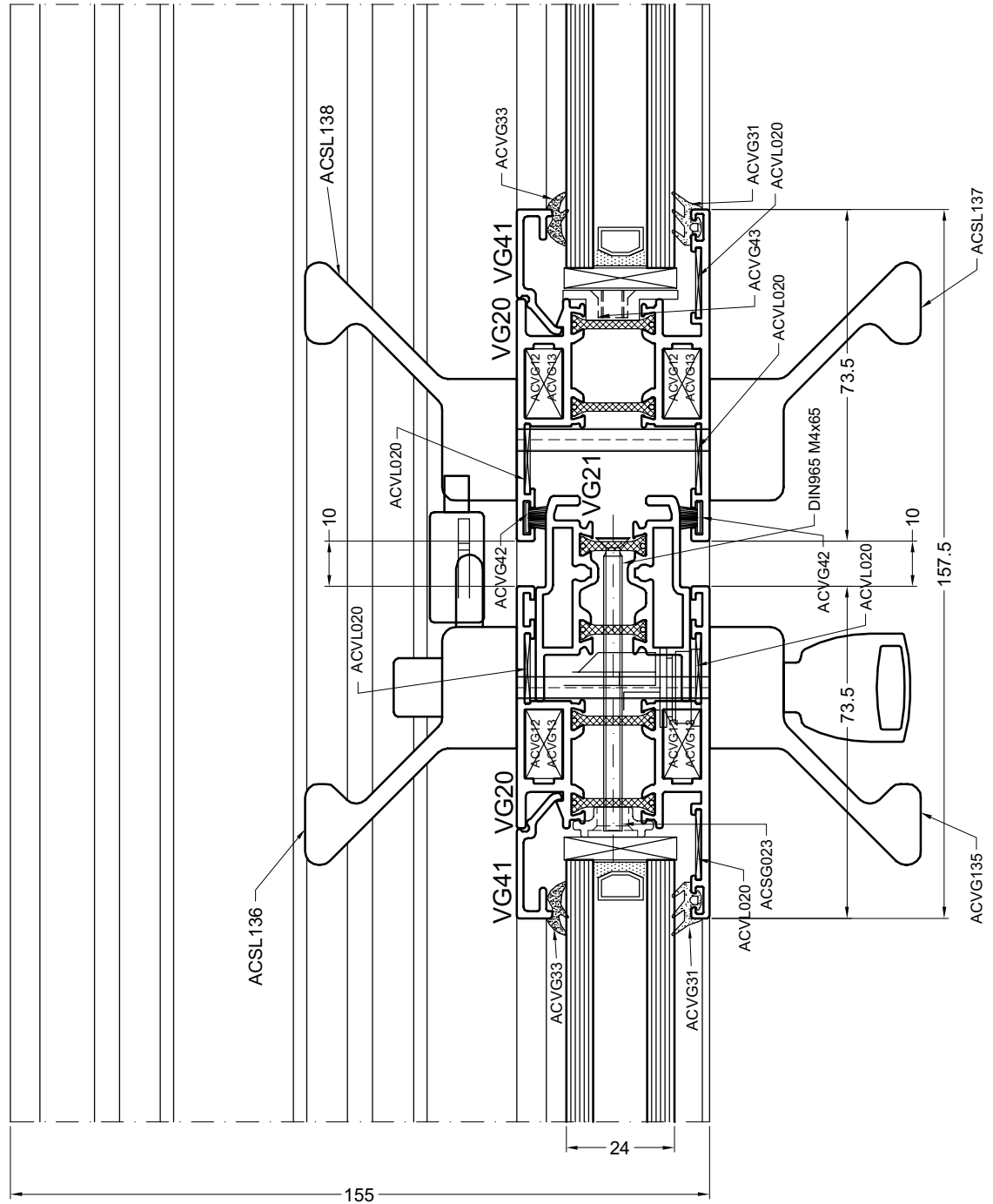
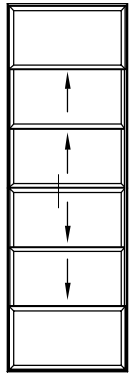
DOORSNEDE - COUPE - SCHNITT - SECTION



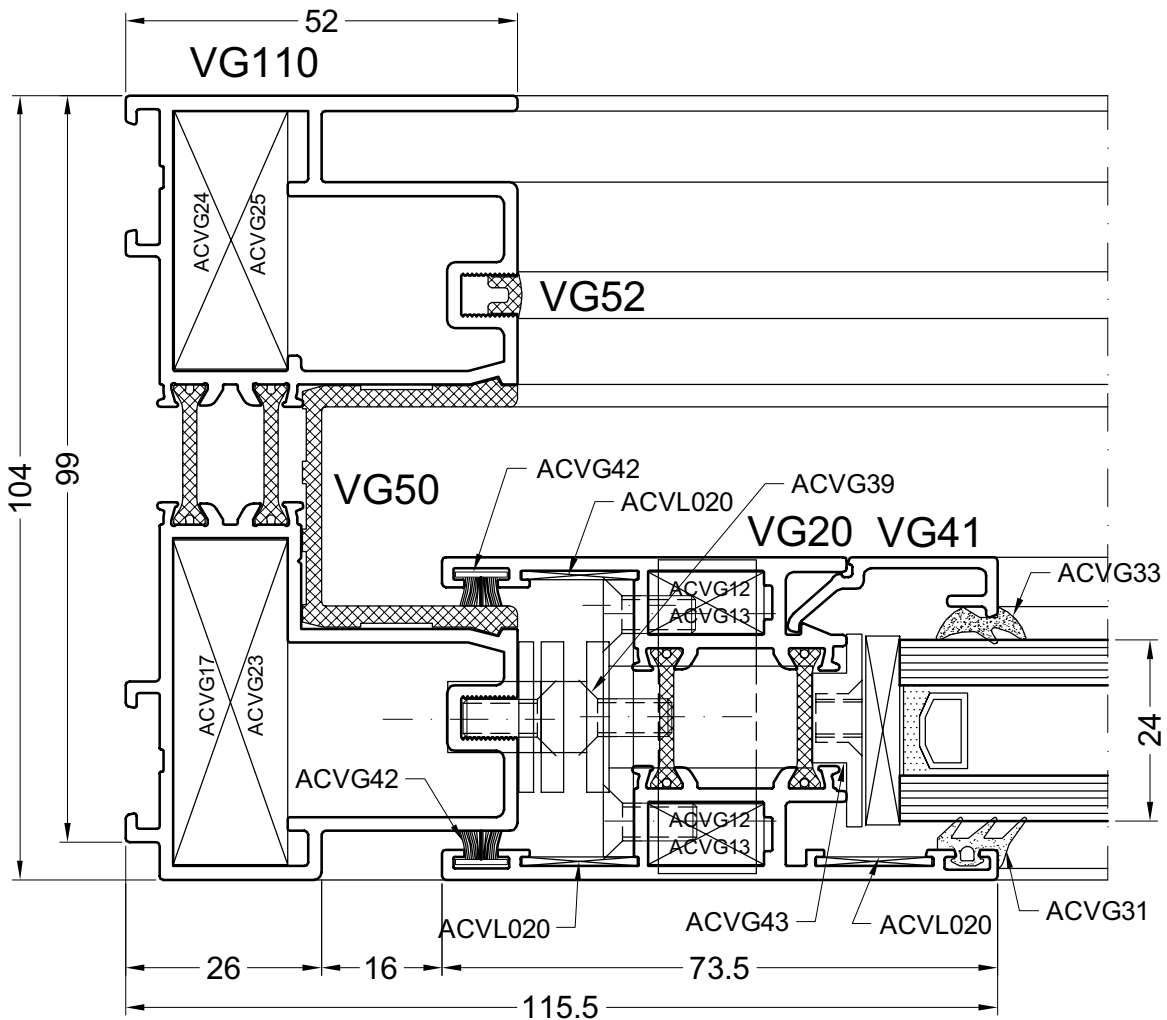
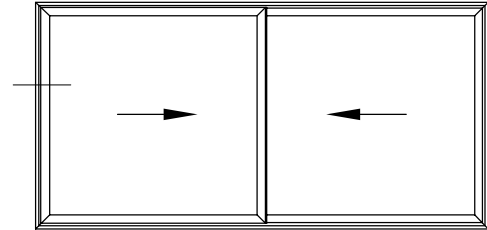
door25

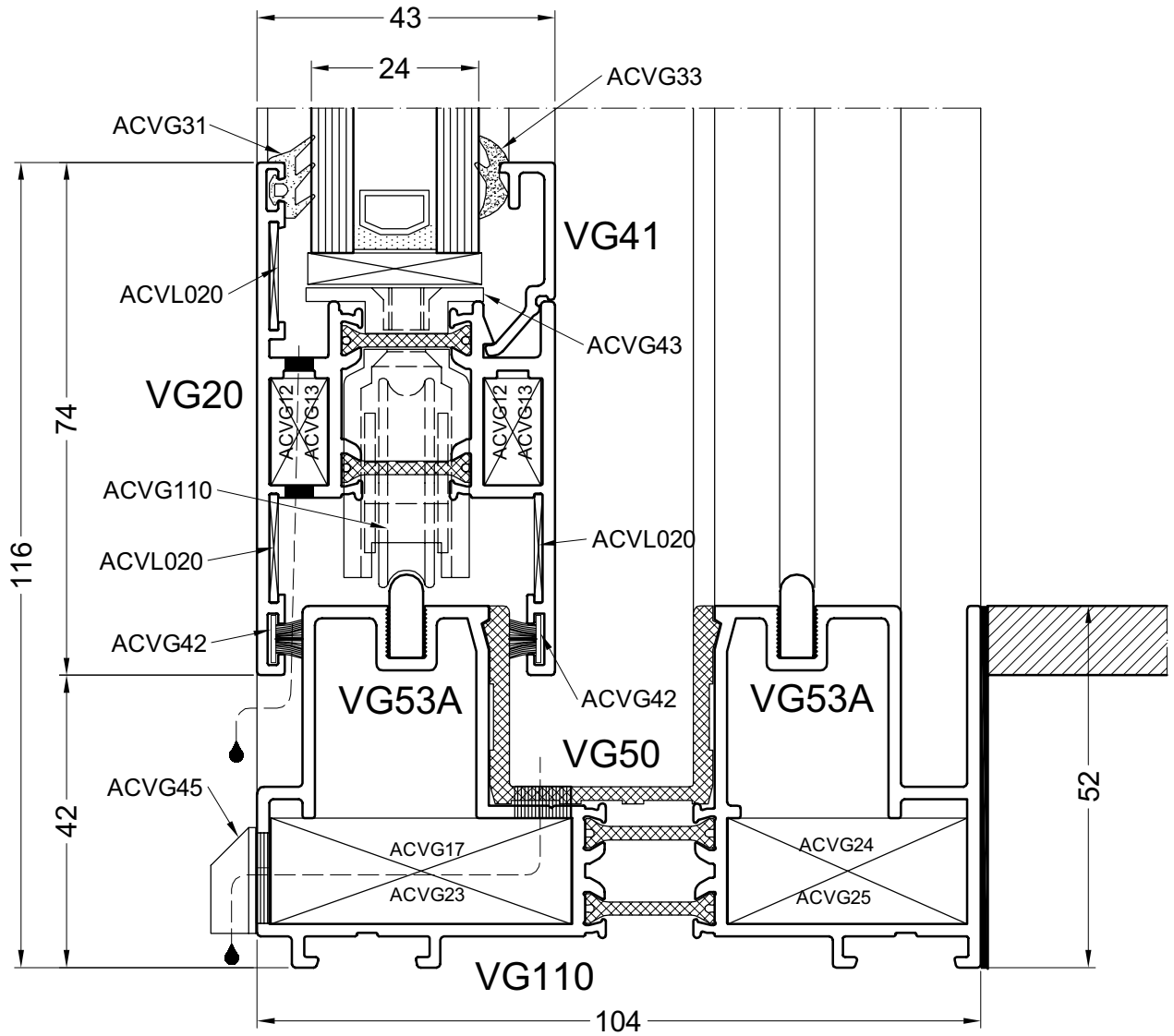
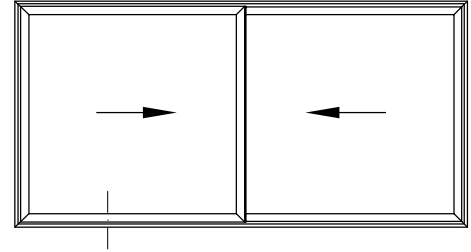


door26



door27

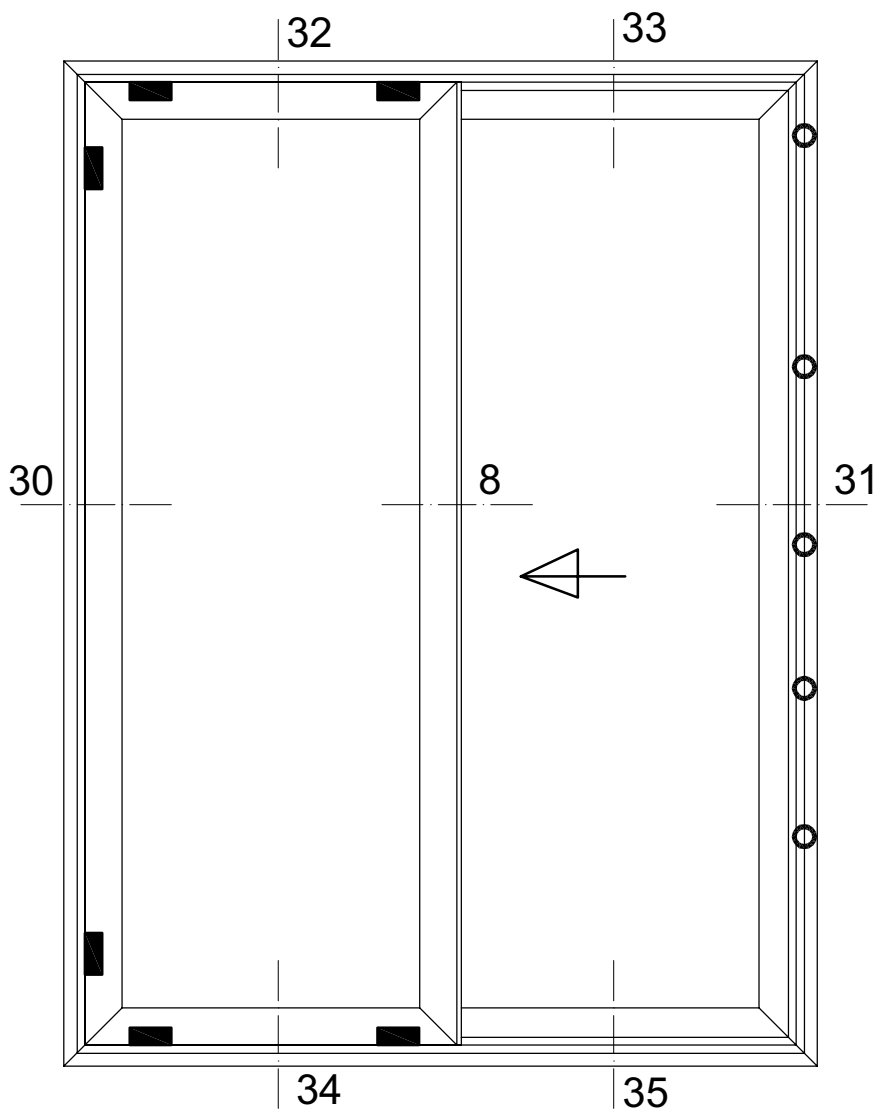




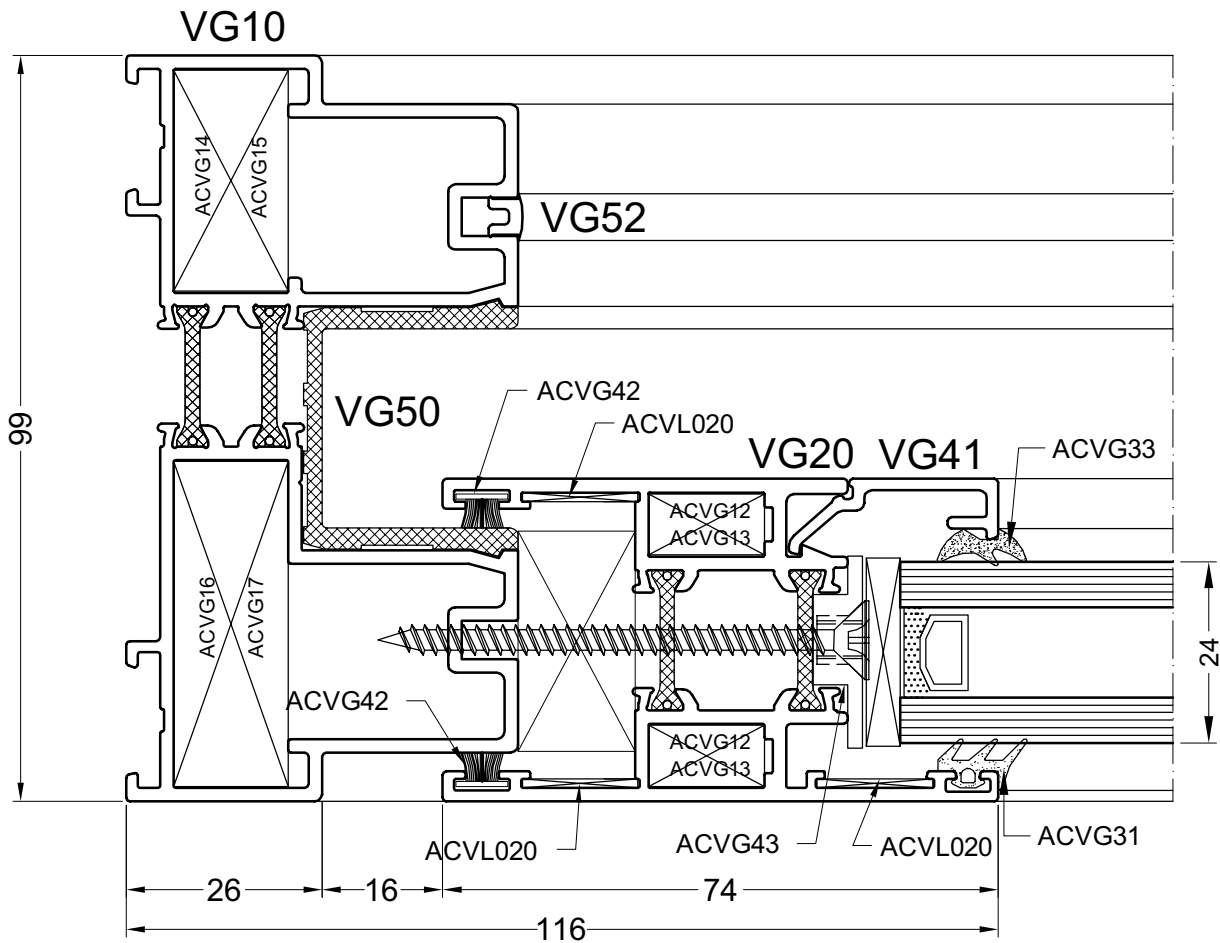
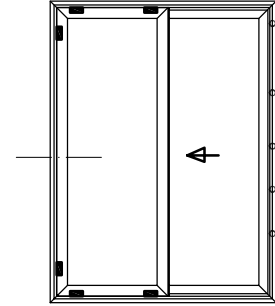
INBRAAKWERENDE SCHUIFDEUR
PORTE COULLISANTE ANTI-EFFRACTION
ENBRUCHWERENDE SCHIEBETUREN
ANTI-BURGLARY SLIDING DOORS

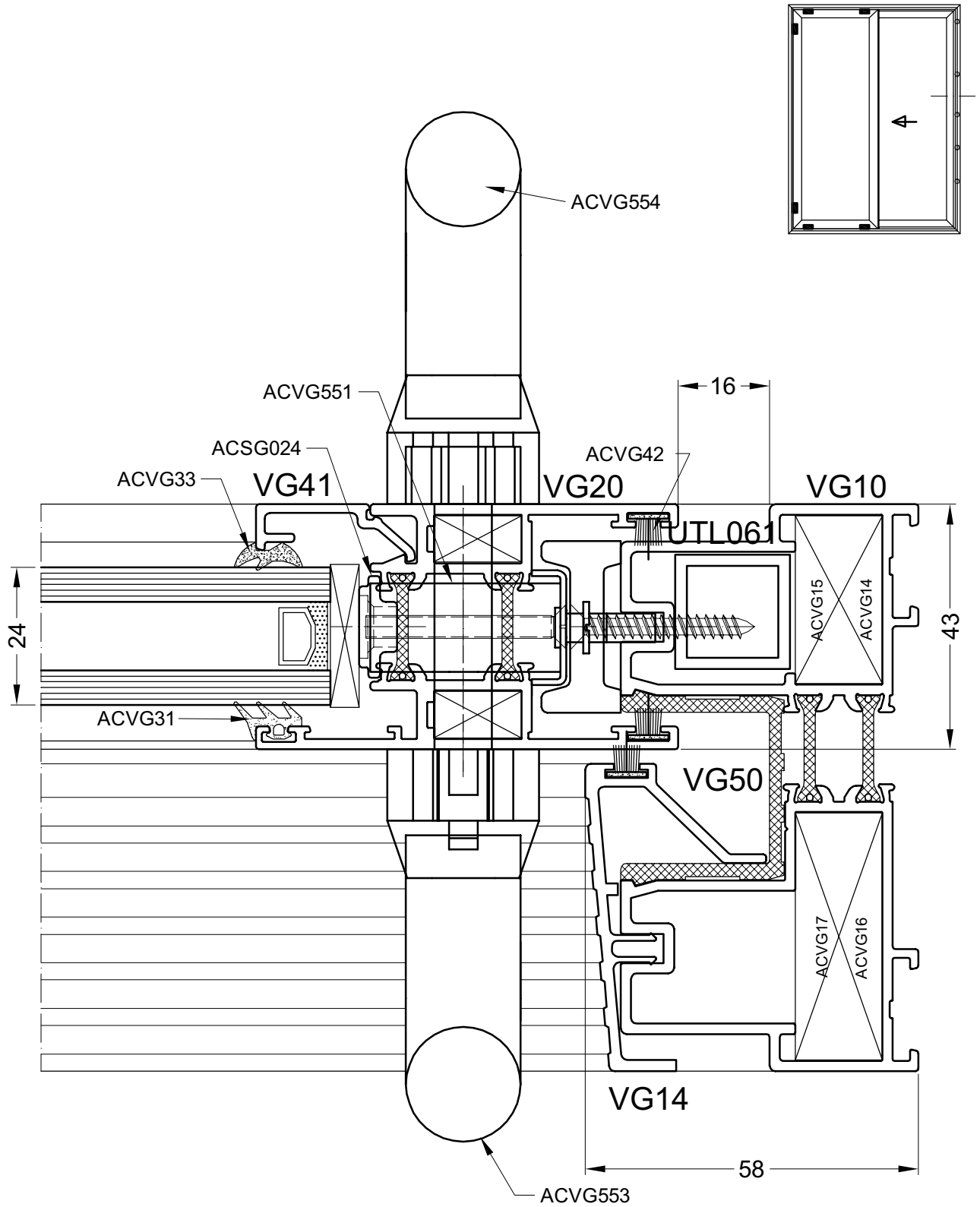
DOORSNEDE - COUPE - SCHNITT - SECTION

INBRAAKWEREND
ANTI-EFFRACTION
ENBRUCHWEREND
ANTI-BURGLARY

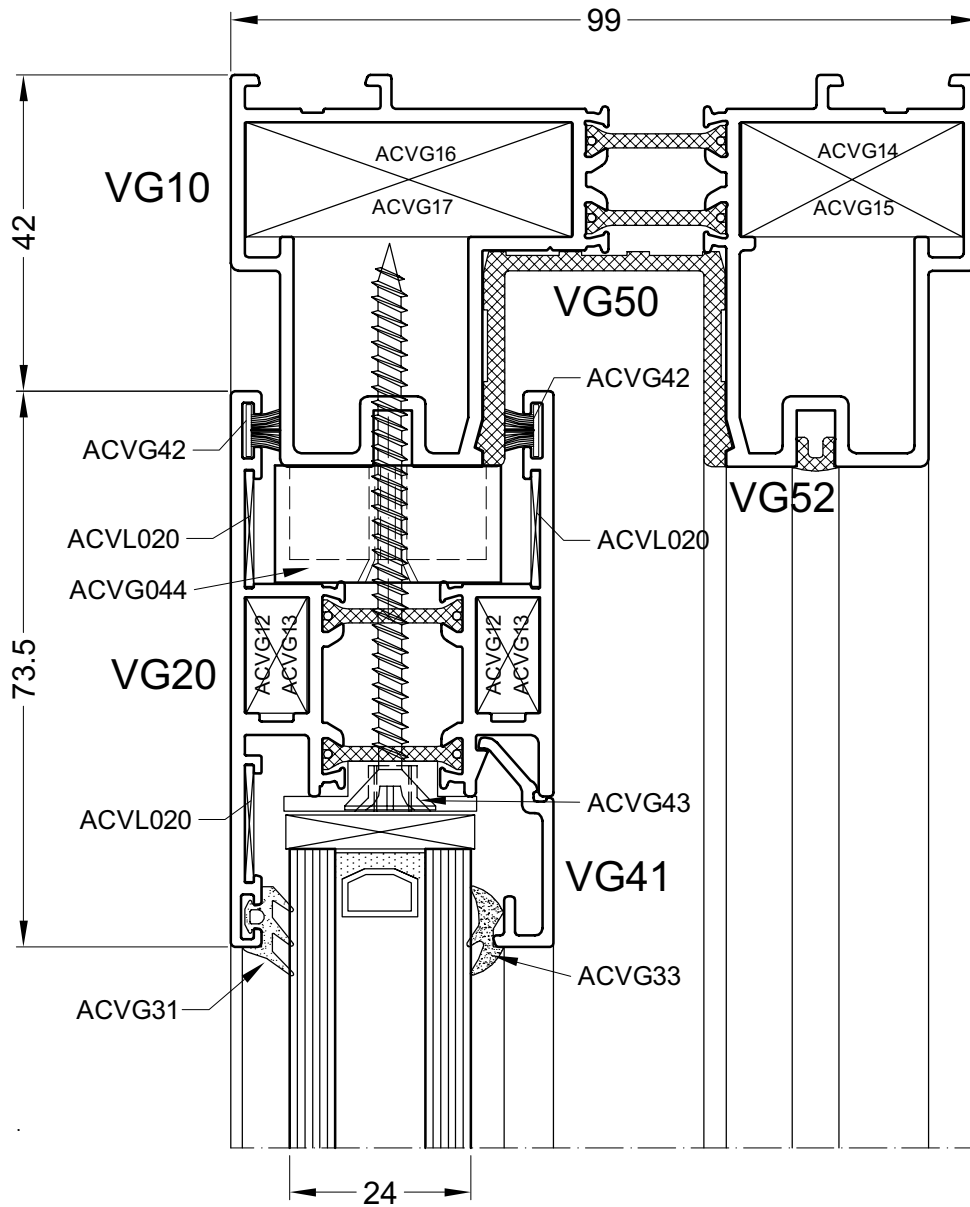
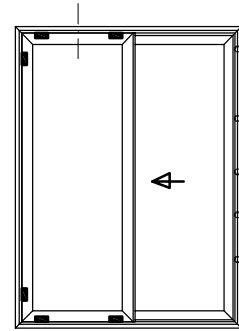


doortyp7

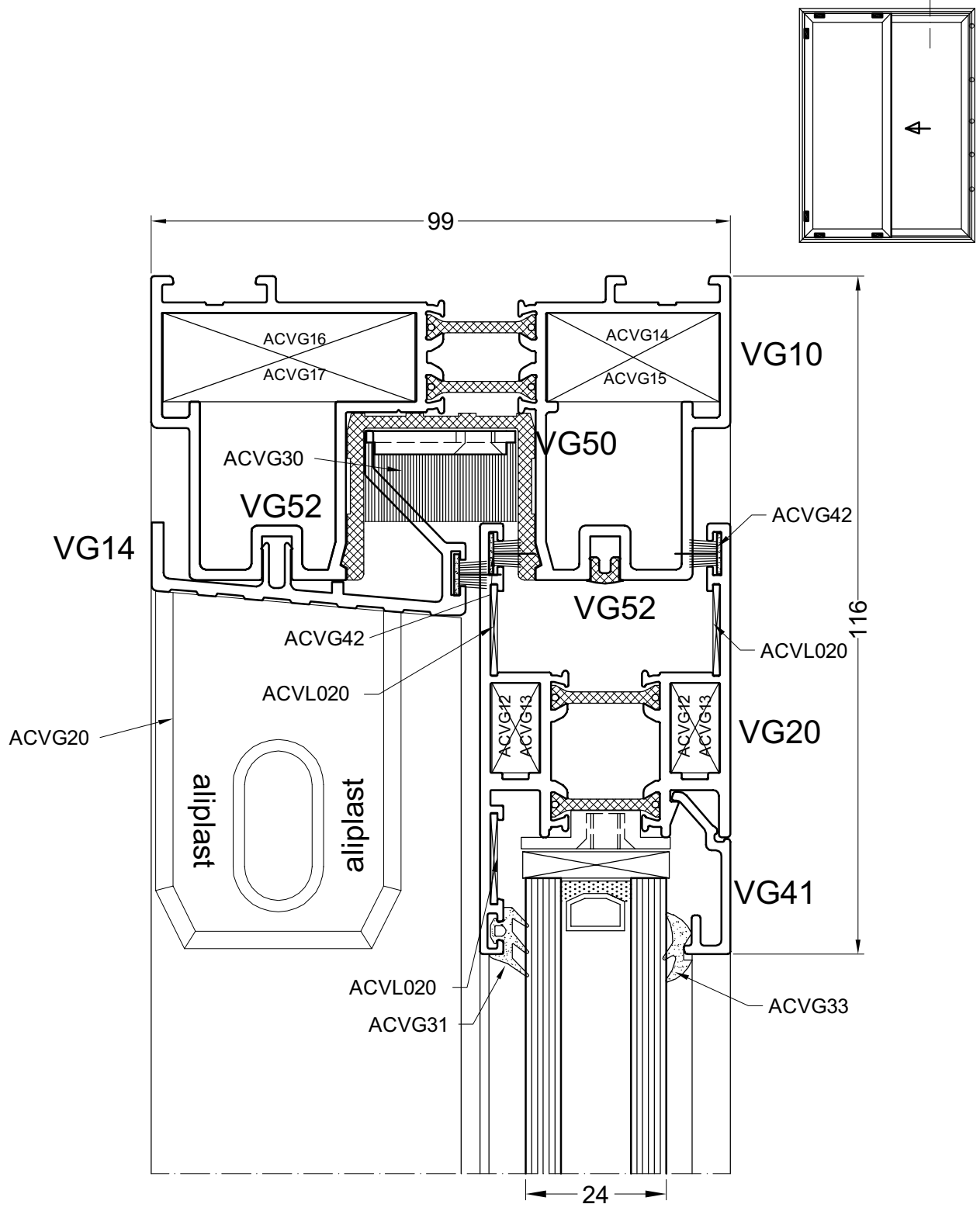


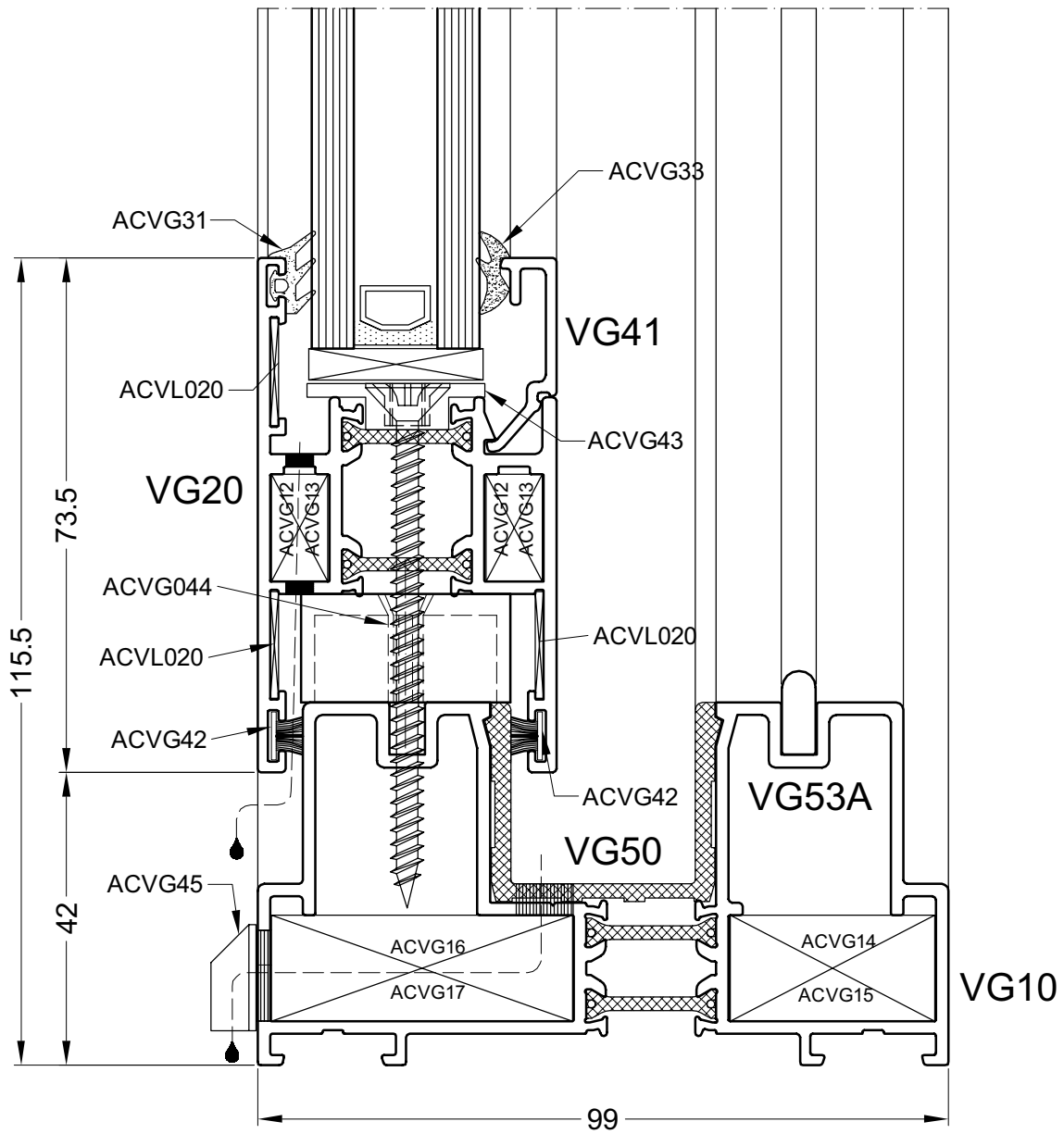
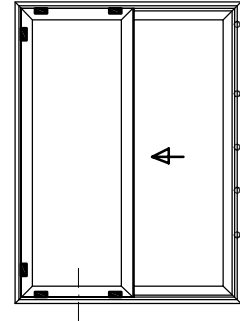


door31



door32

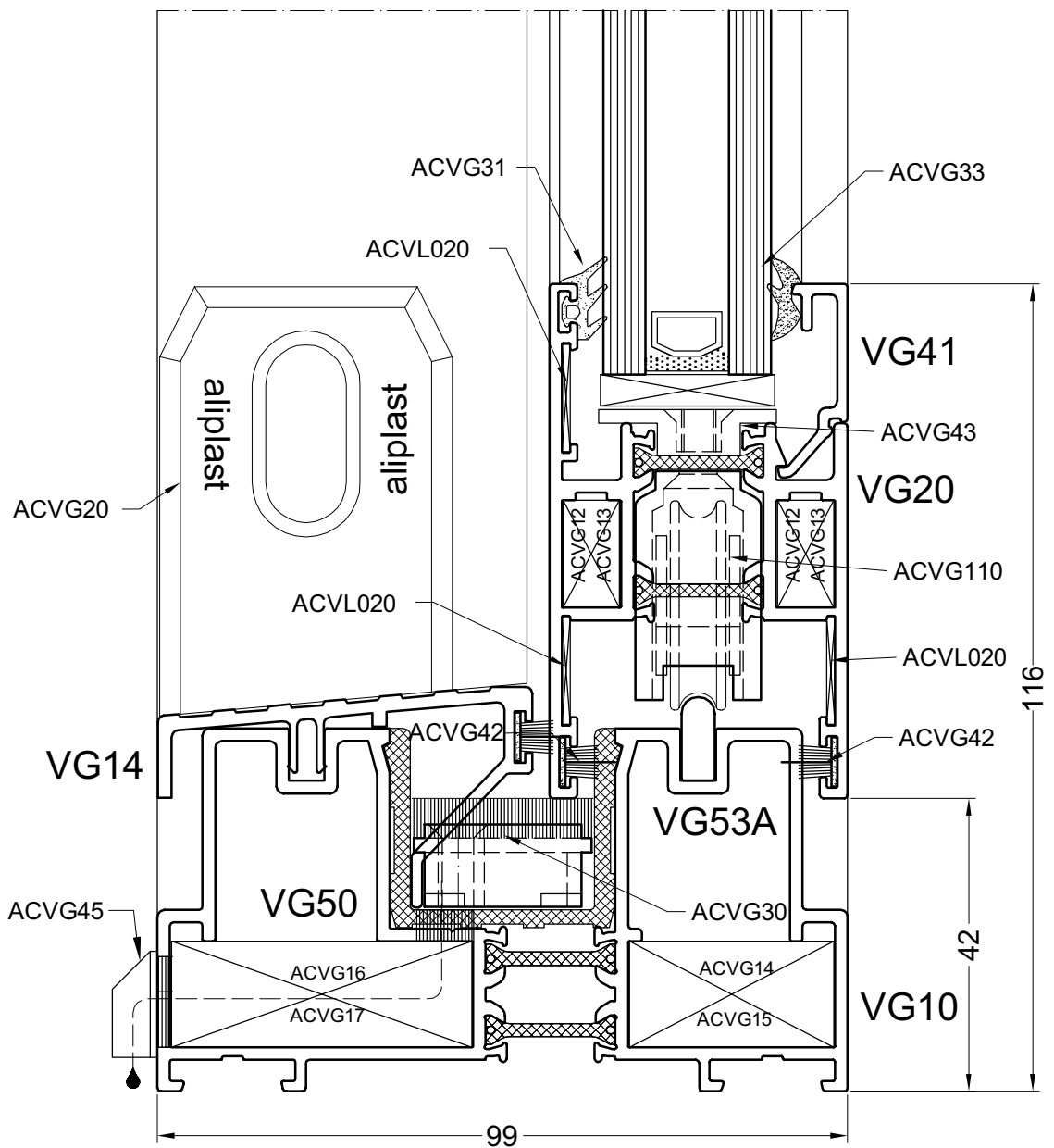
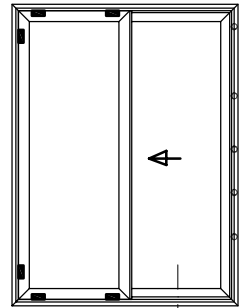




door34

35

DOORSNEDE - COUPE - SCHNITT - SECTION

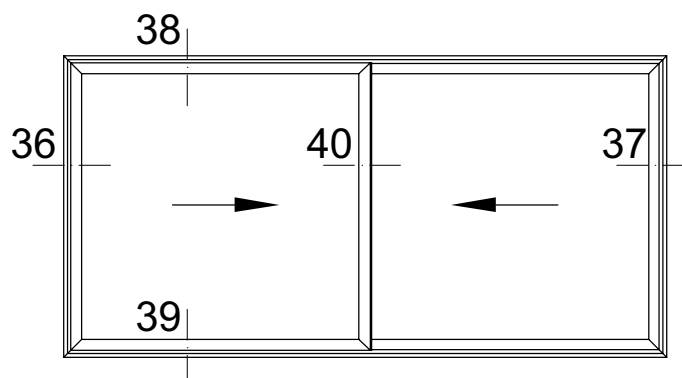


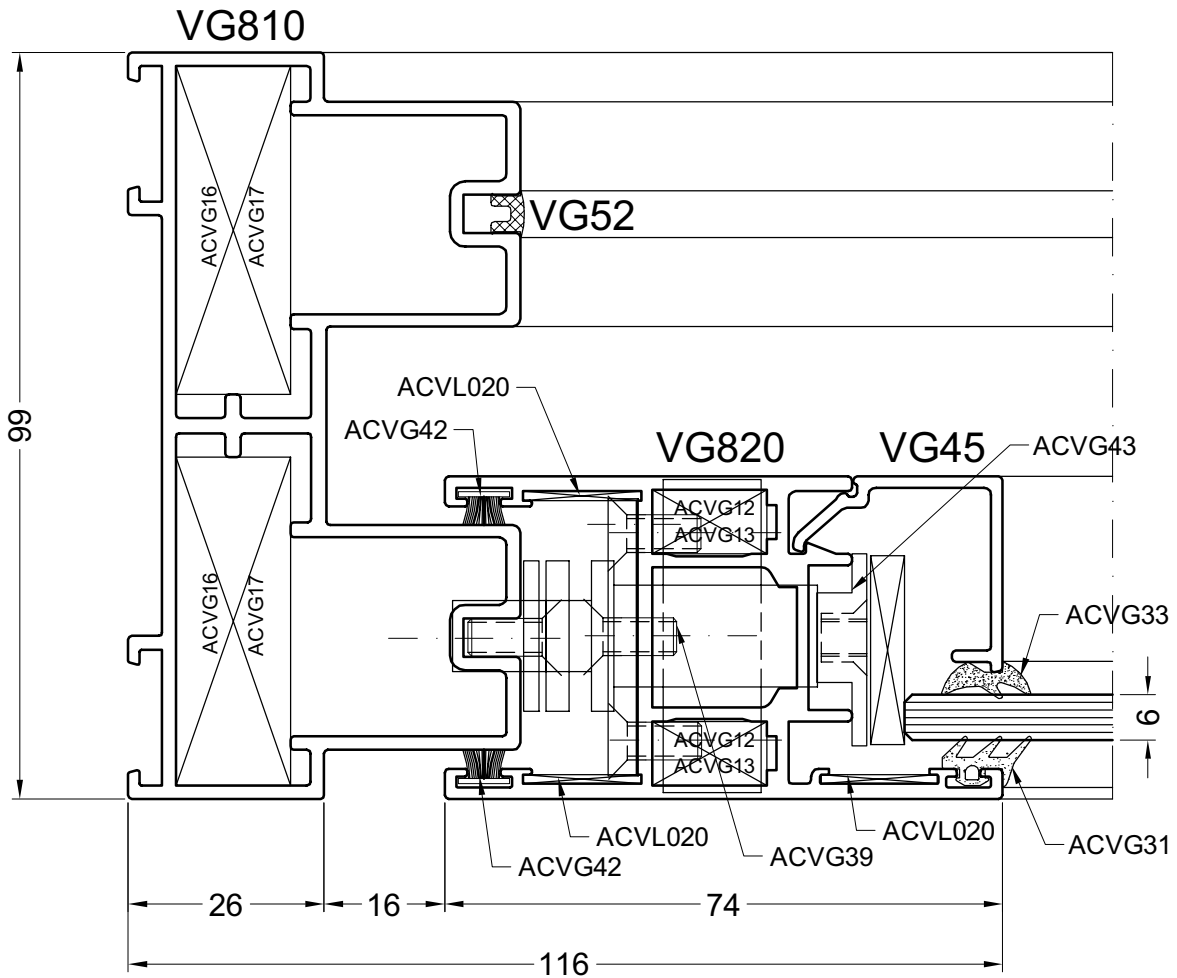
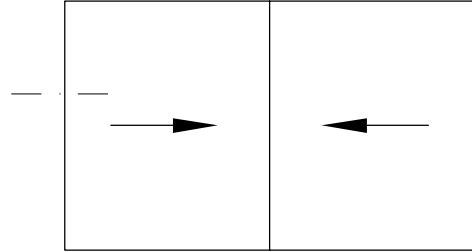
door35

NIET THERMISCH SCHUIFRAAM
NON THERMIQUE FENETRE COULLISANTE
OHNE TERMISCHE TRENNUNG SCHIEBEFENSTER
WITHOUT THERMAL BREAK SLIDING WINDOW

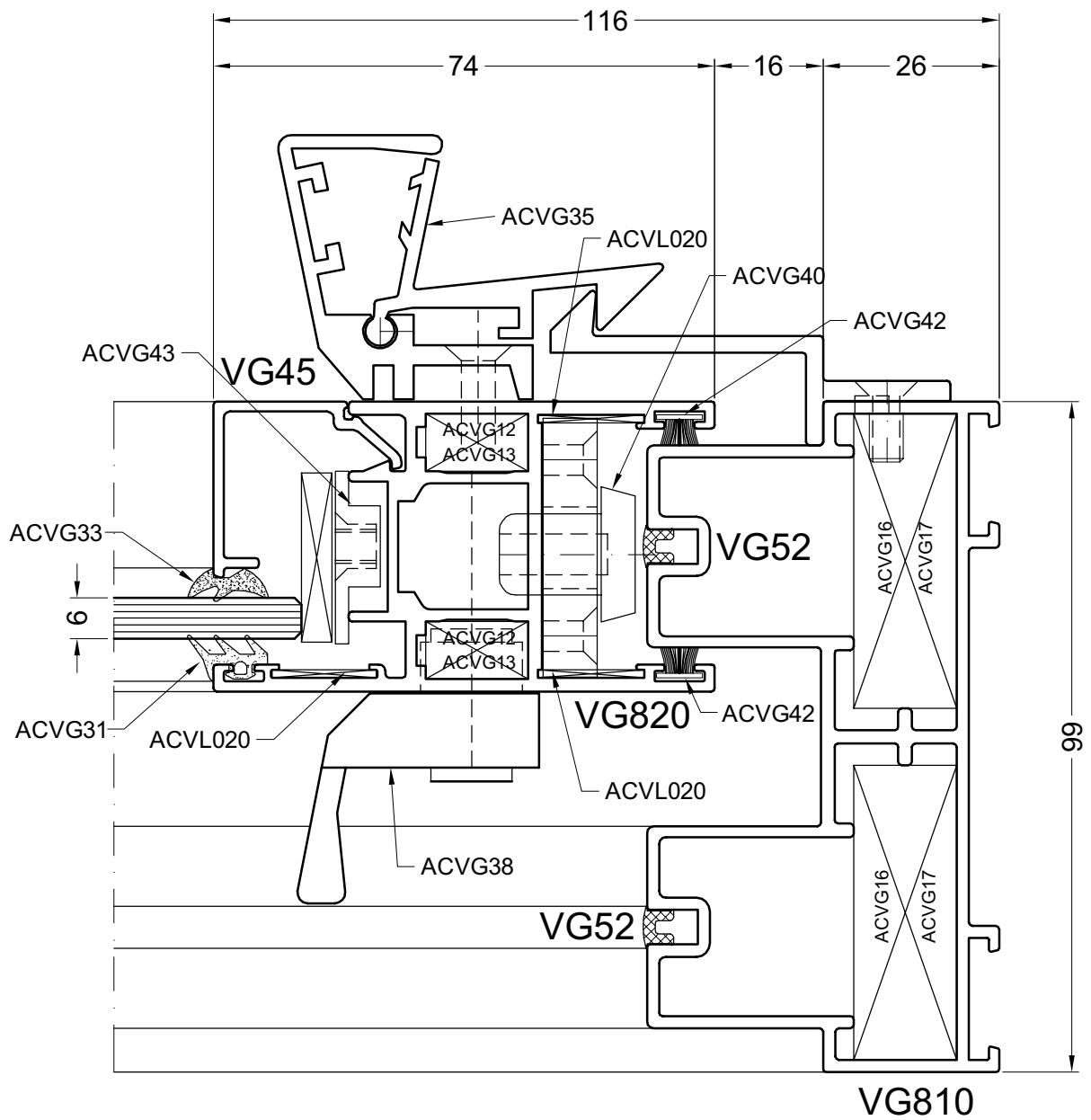
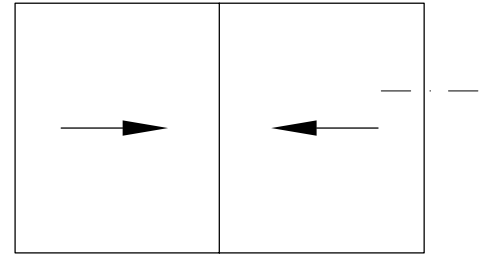
DOORSNEDE - COUPE - SCHNITT - SECTION

NIET THERMISCH
NON THERMIQUE
OHNE TERMISCHE TRENNUNG
WITHOUT THERMAL BREAK

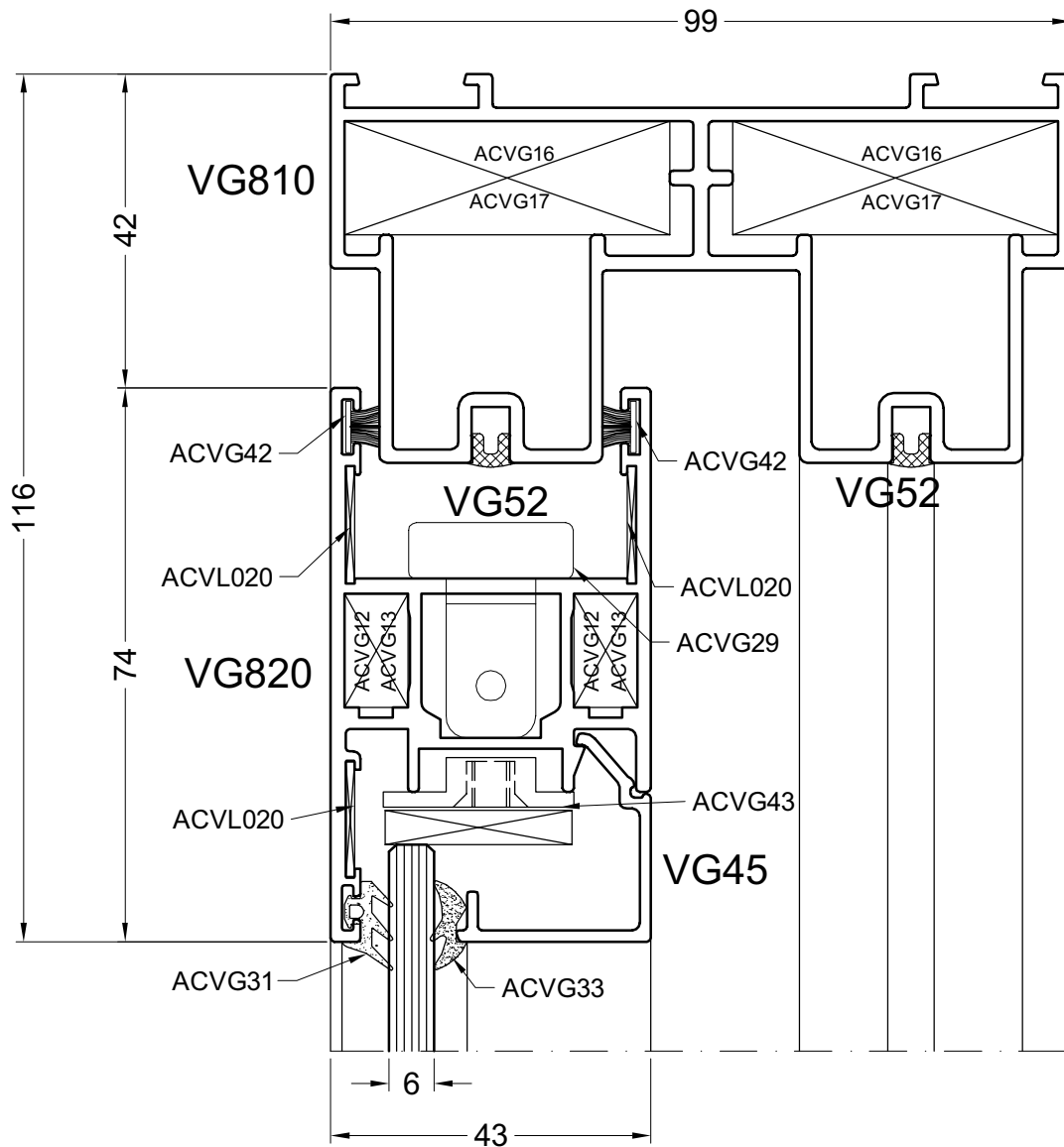
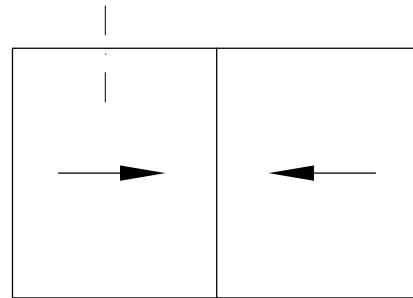




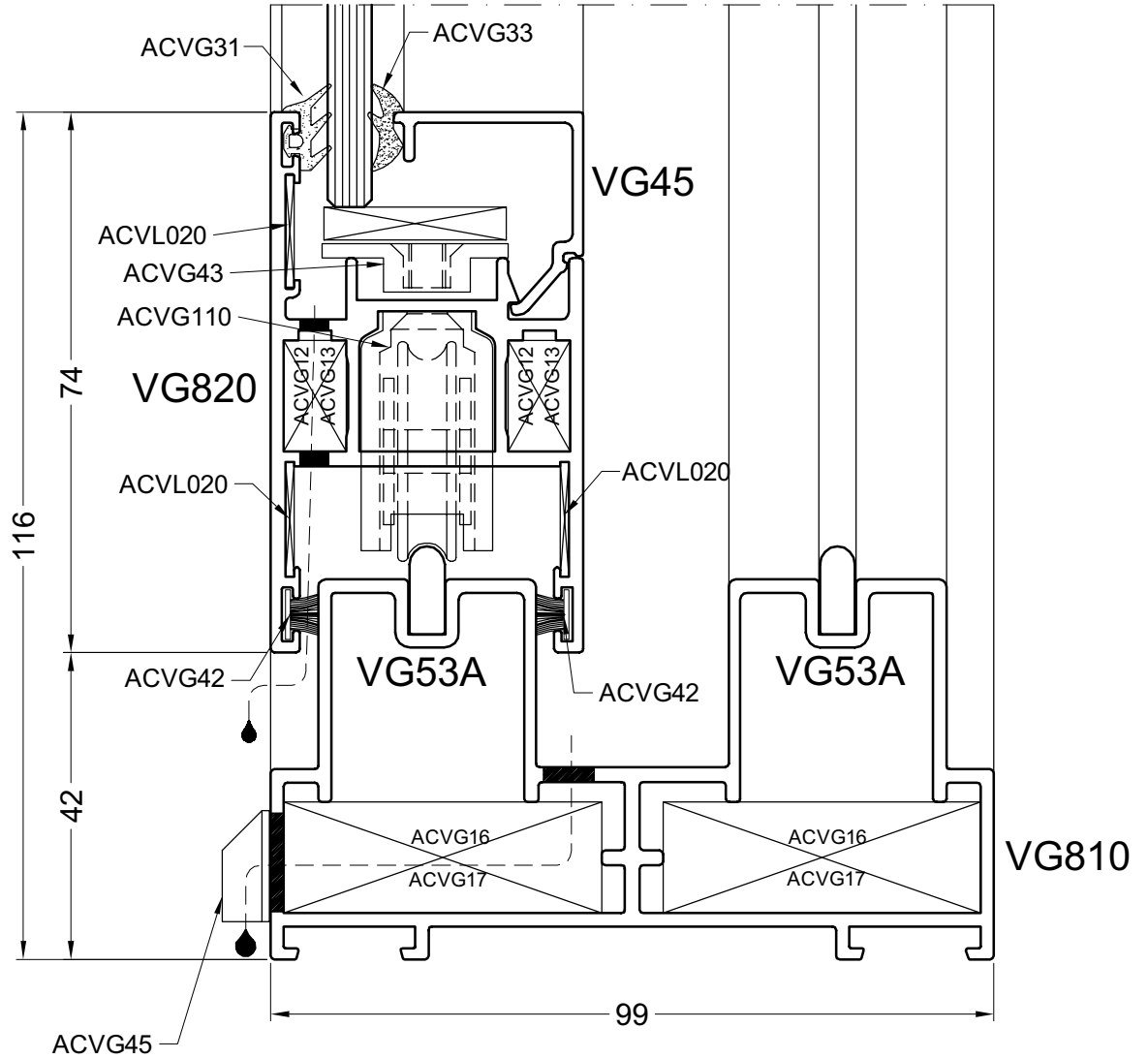
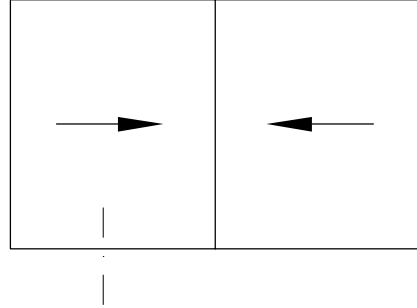
door36



door37

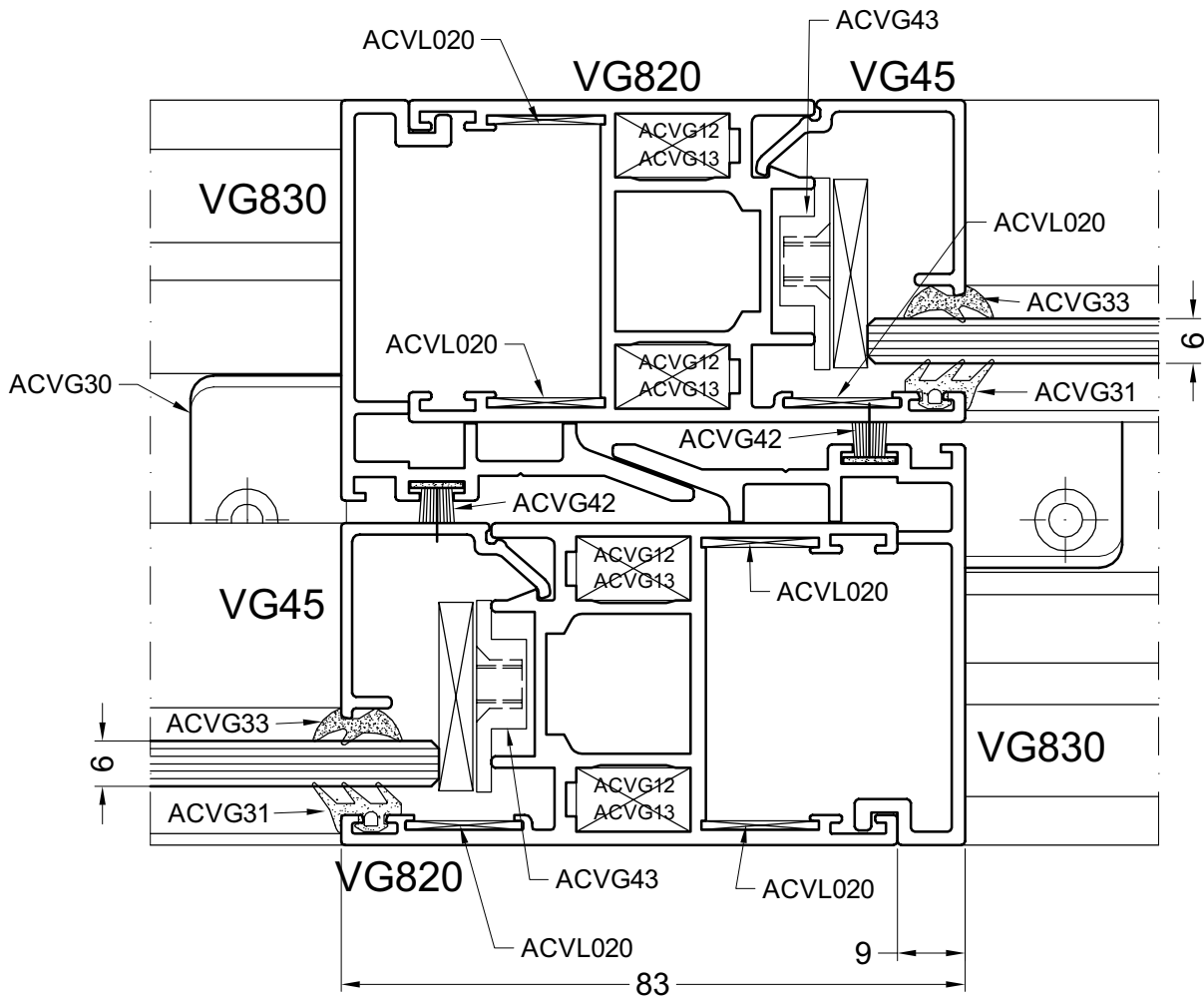
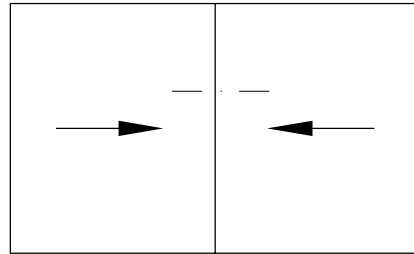


door38



40A

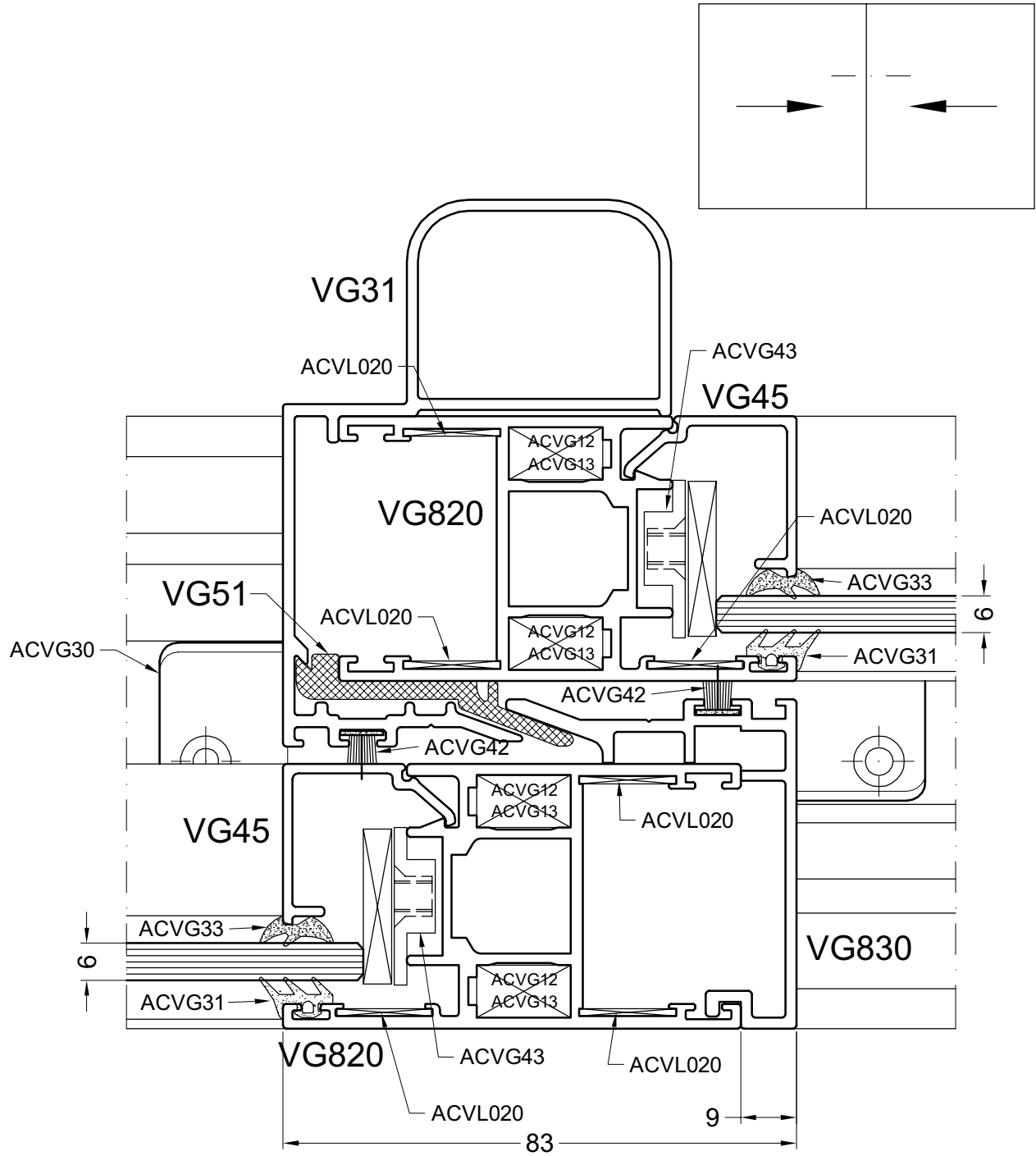
DOORSNEDE - COUPE - SCHNITT - SECTION



door40

40B

DOORSNEDE - COUPE - SCHNITT - SECTION

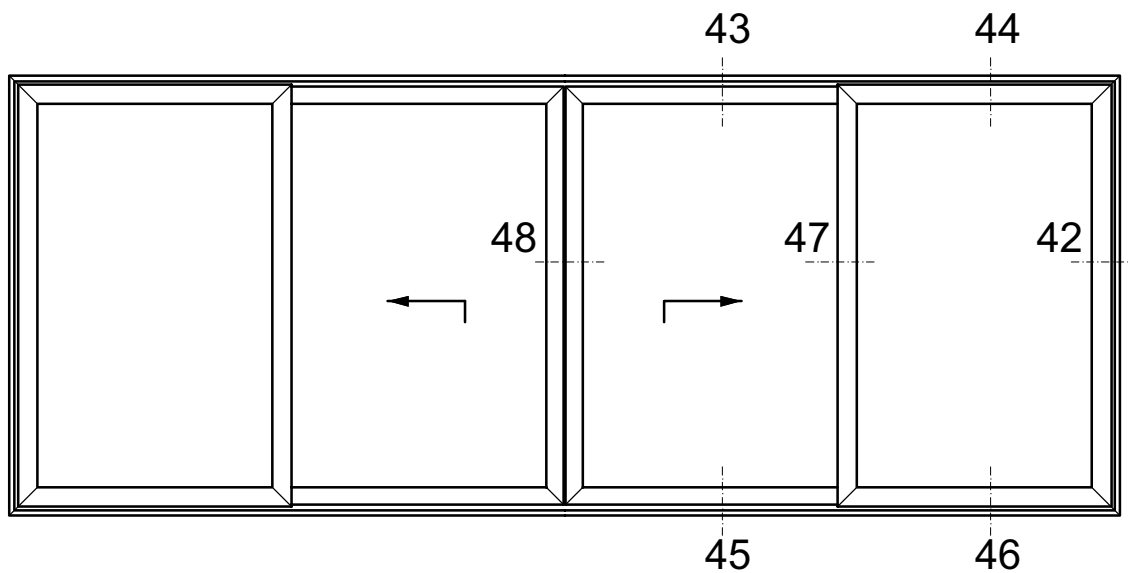
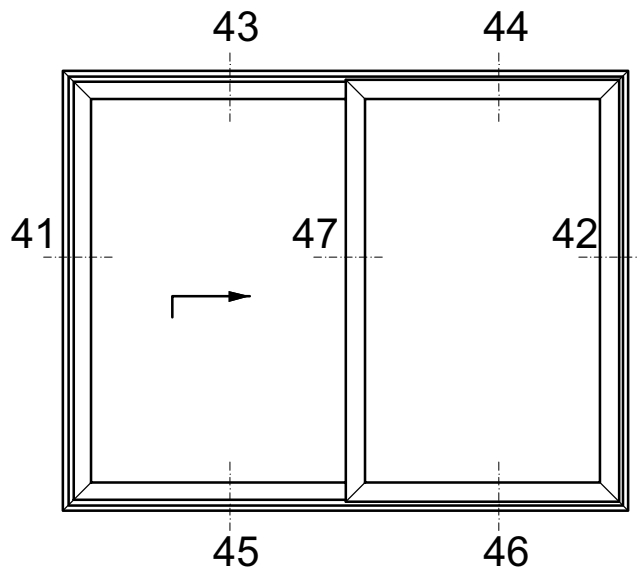


door40b

HEFSCHUIFDEUR
LEVANT COULISSANT
HEBESCHIEBETUR
SLIDING PATIODOOR

DOORSNEDE - COUPE - SCHNITT - SECTION

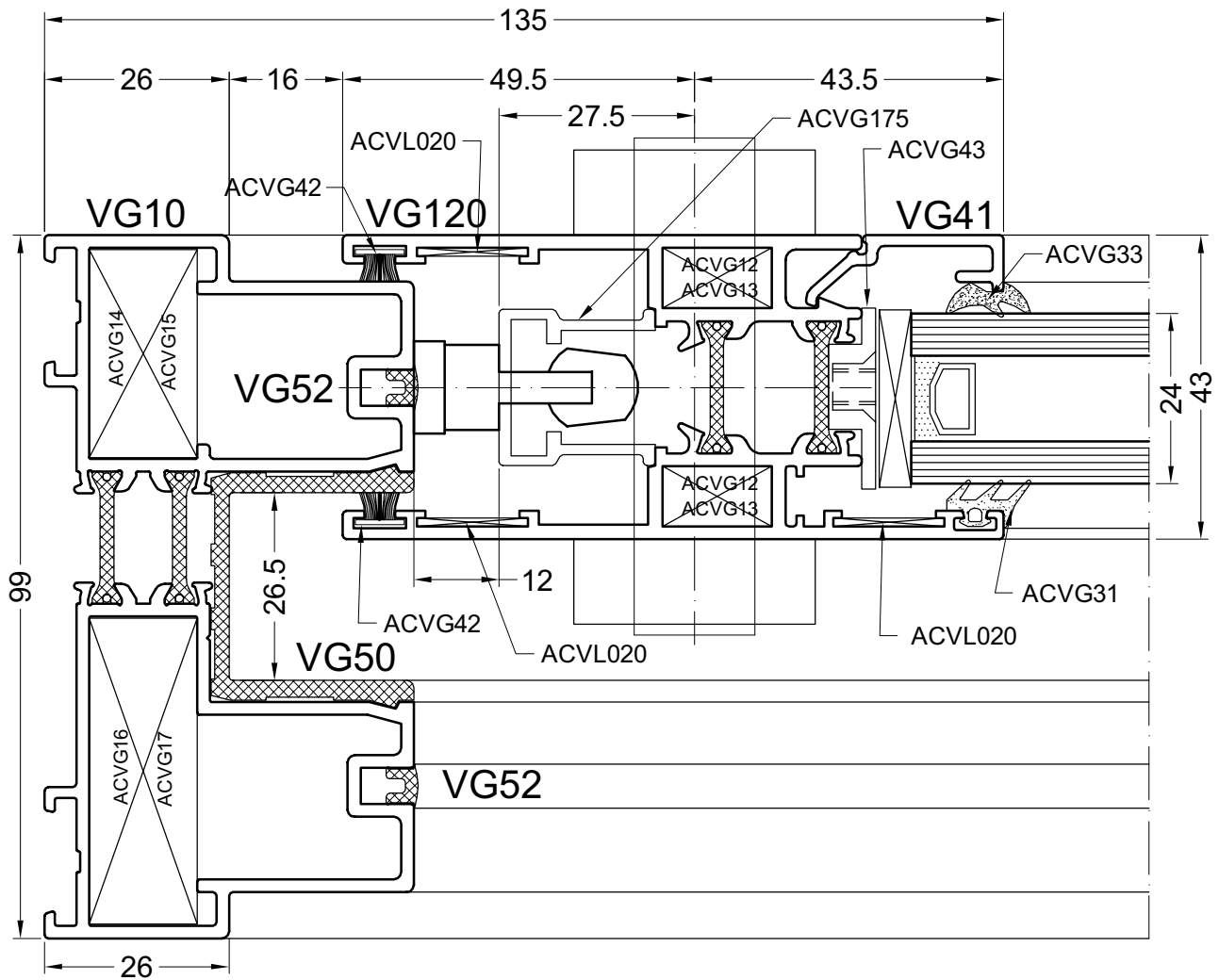
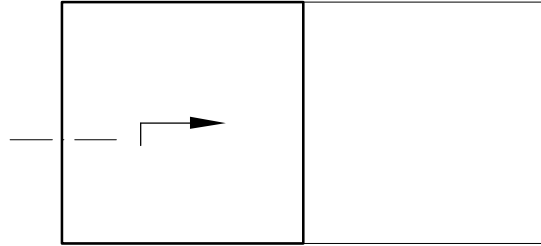
HEFSCHUIFDEUR
LEVANT COULISSANT
HEBESCHIEBETUR
SLIDING PATIODOOR



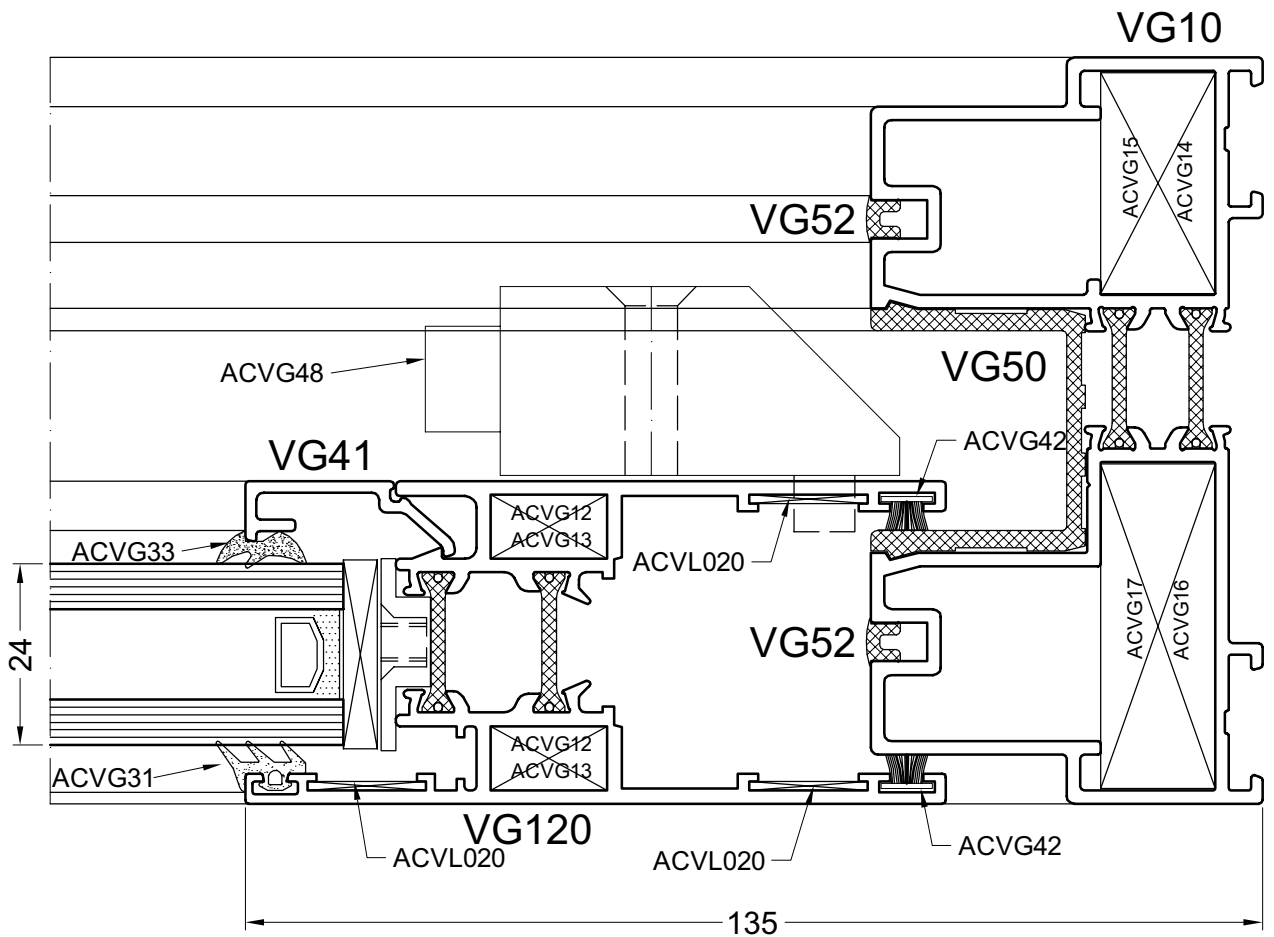
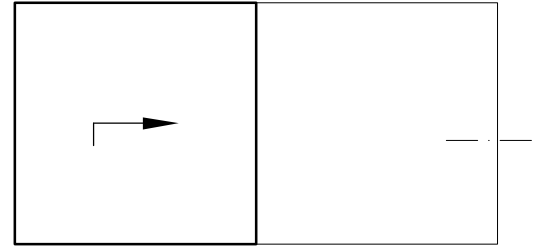
doortyp4

41

DOORSNEDE - COUPE - SCHNITT - SECTION

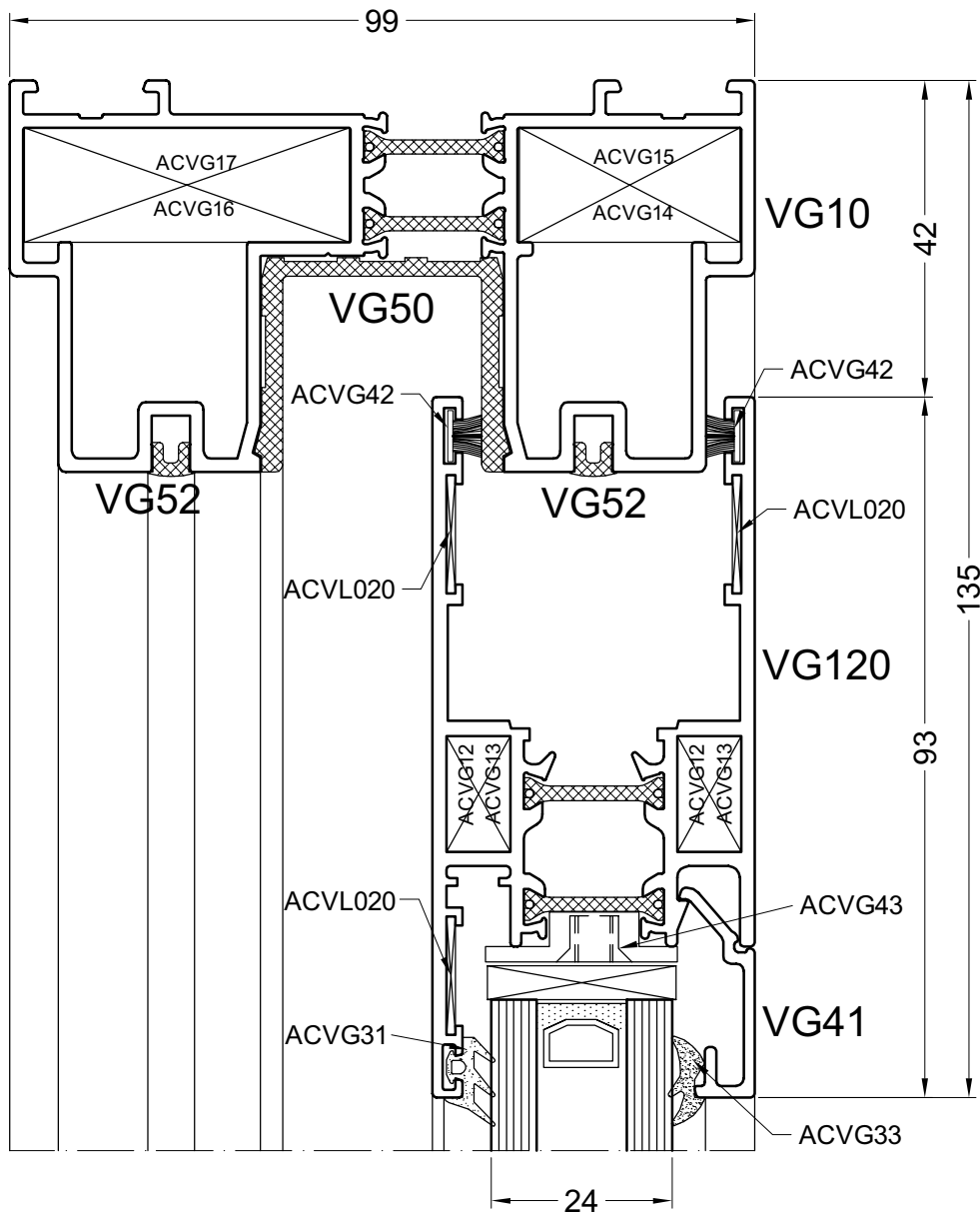
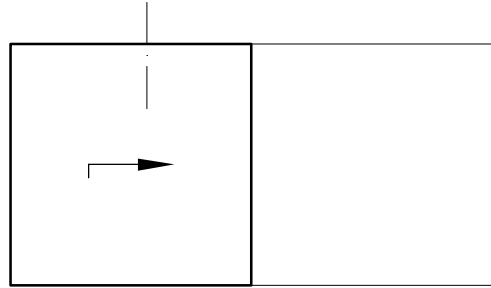


door41



43A

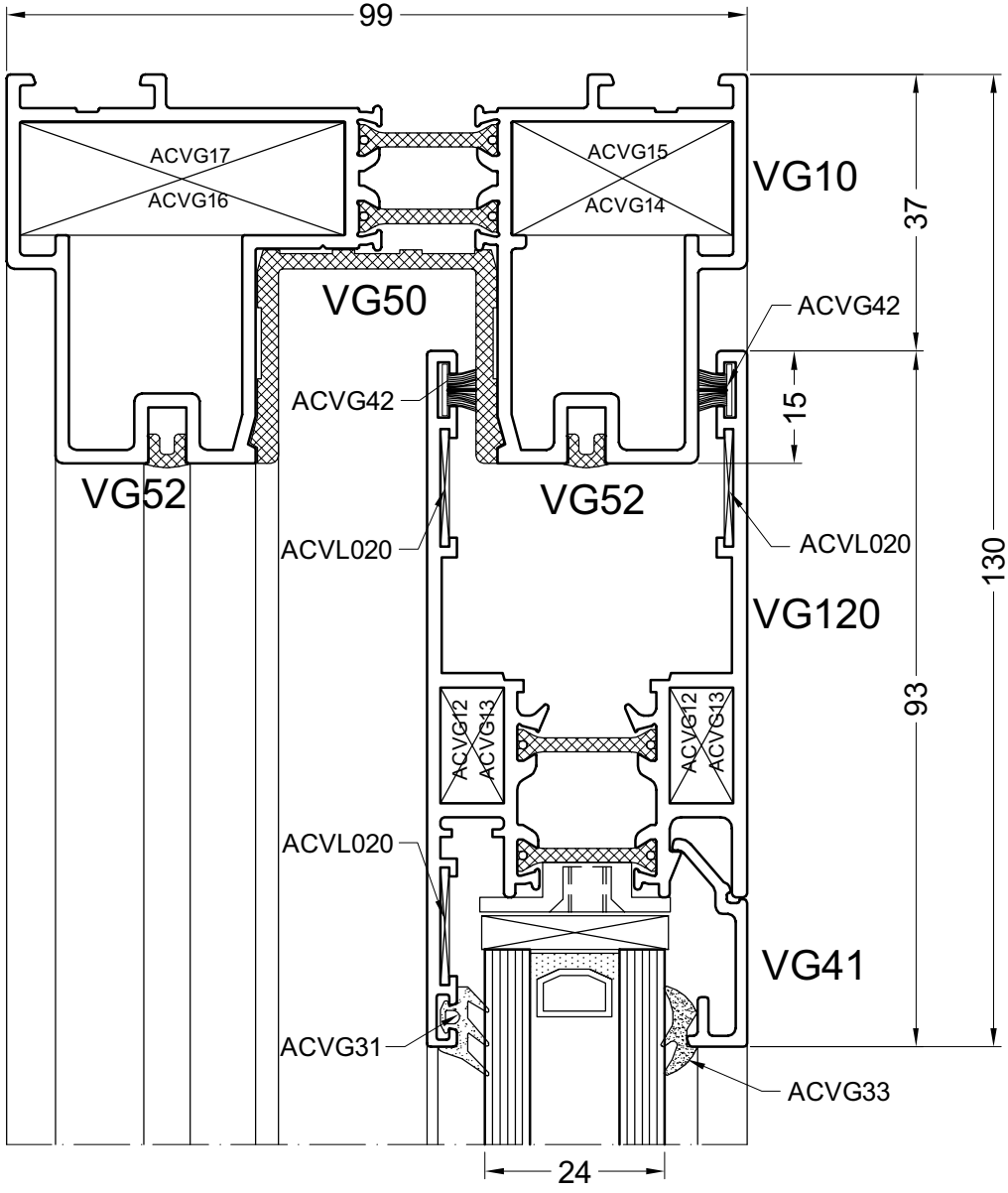
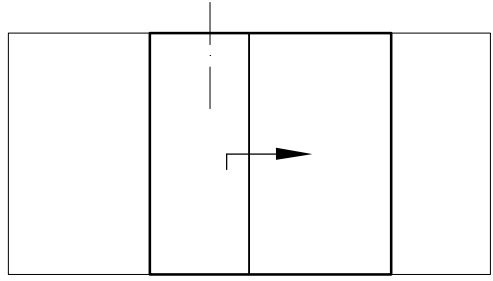
DOORSNEDE - COUPE - SCHNITT - SECTION



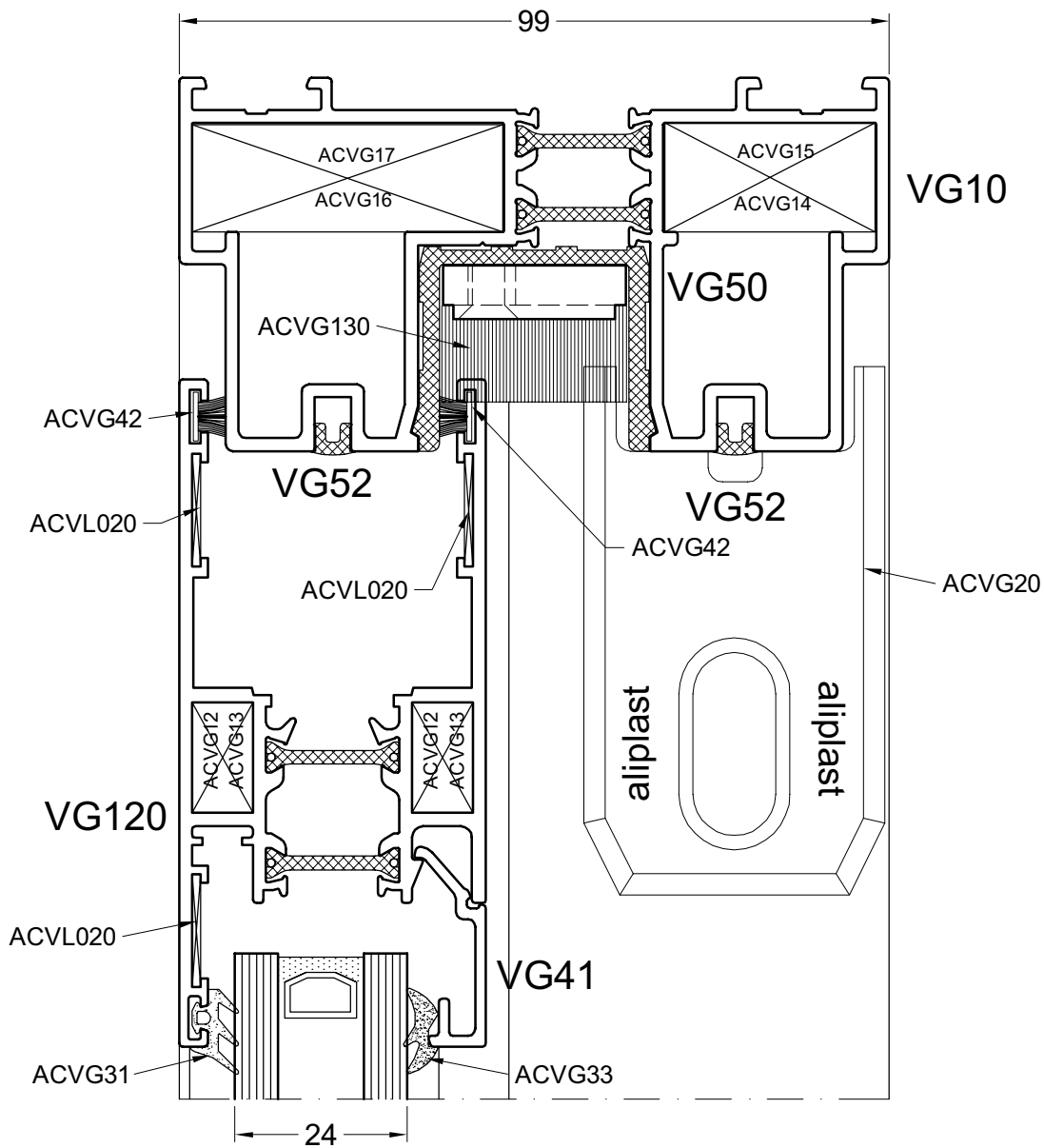
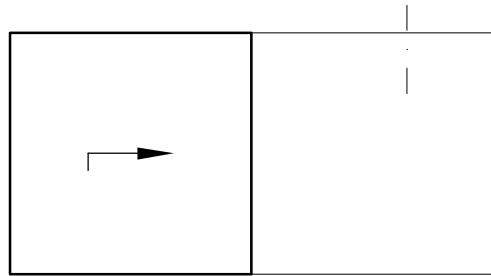
door43a

43B

DOORSNEDE - COUPE - SCHNITT - SECTION



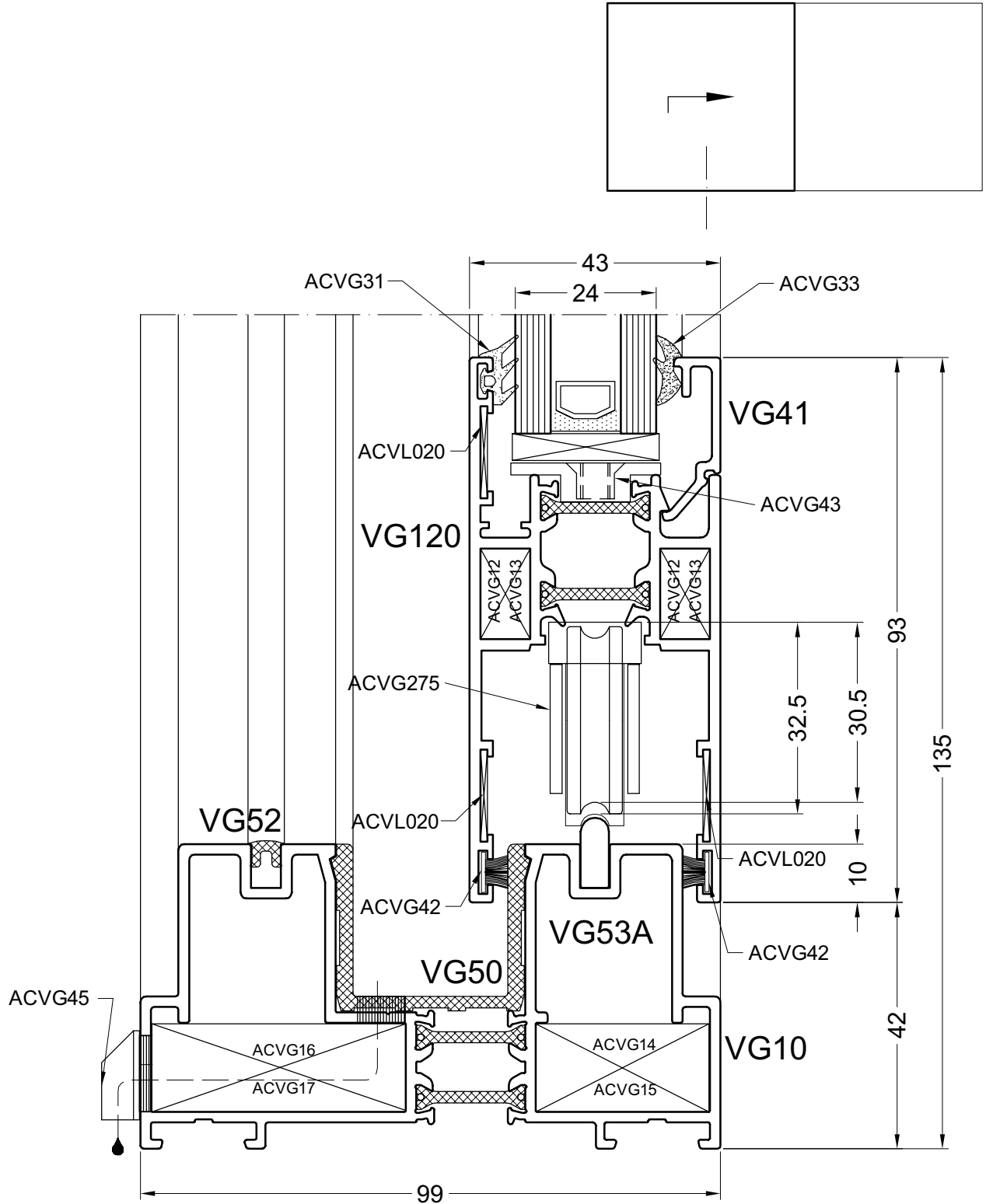
door43b



door44

45A

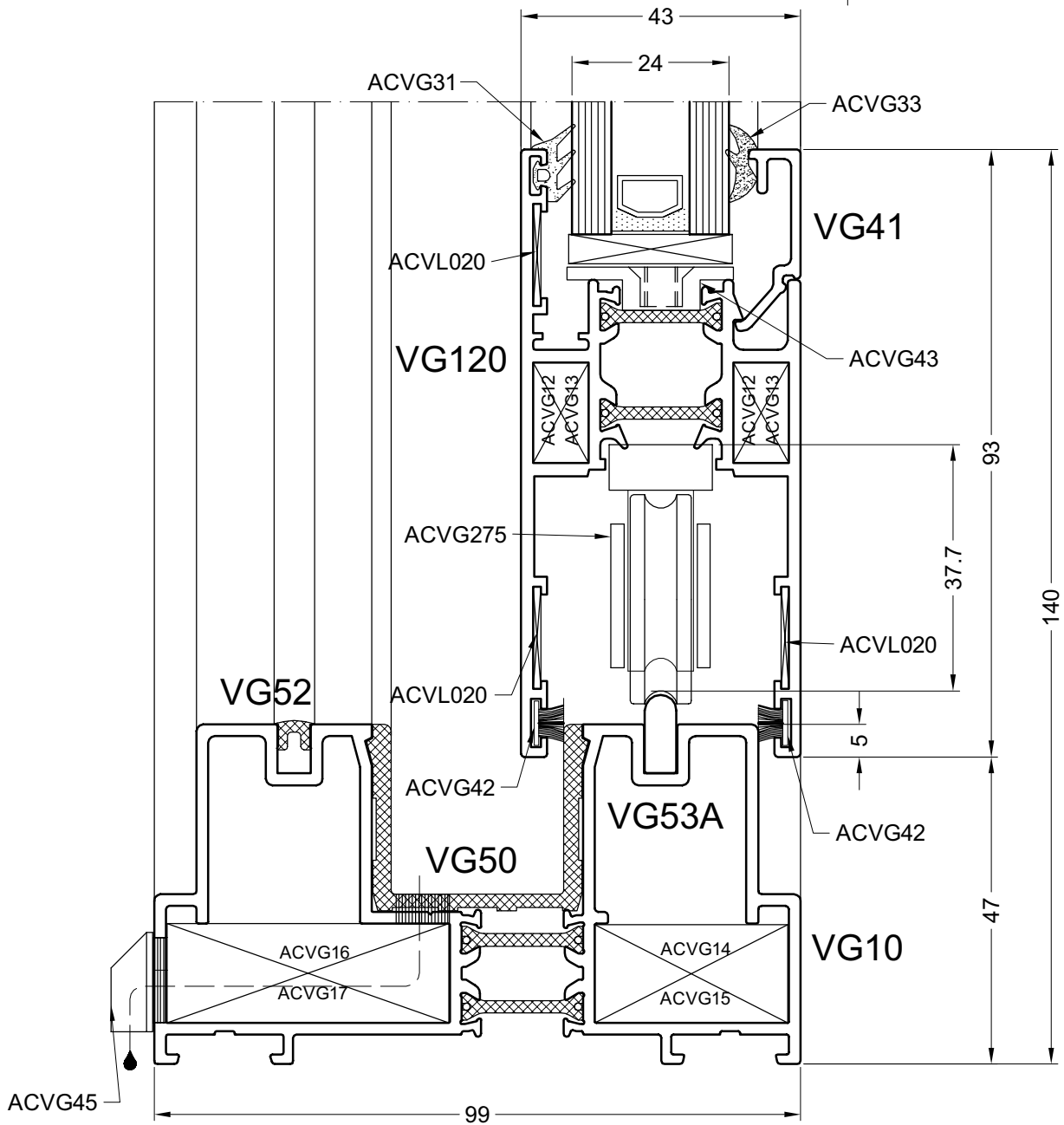
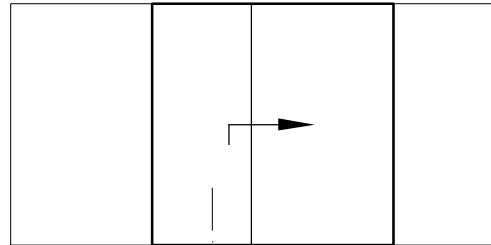
DOORSNEDE - COUPE - SCHNITT - SECTION



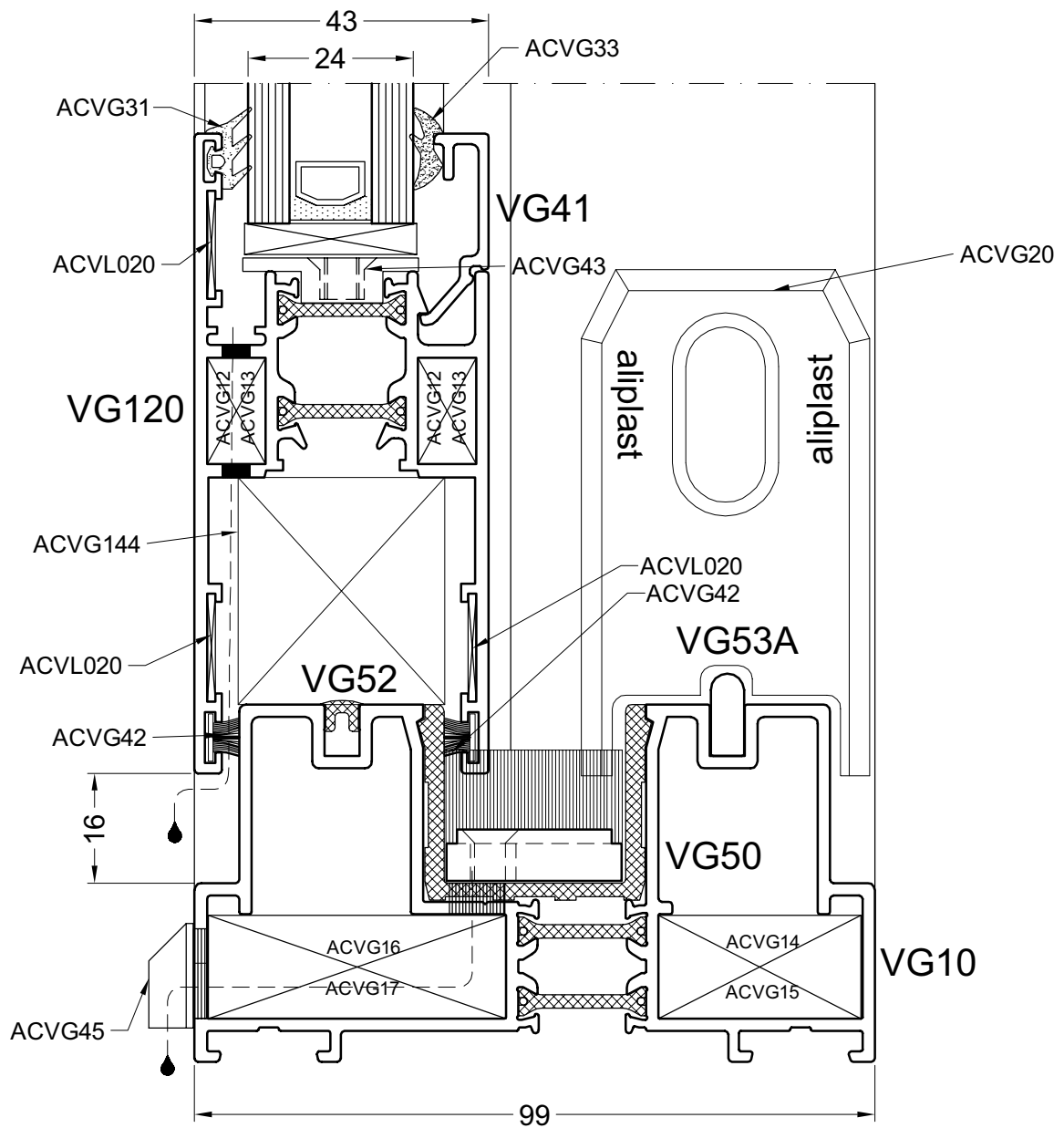
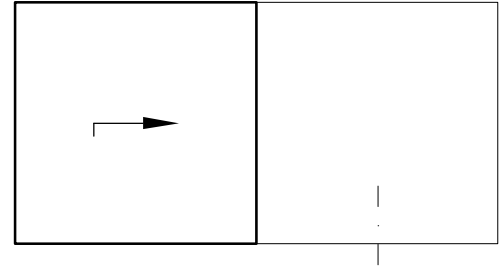
door45a

45B

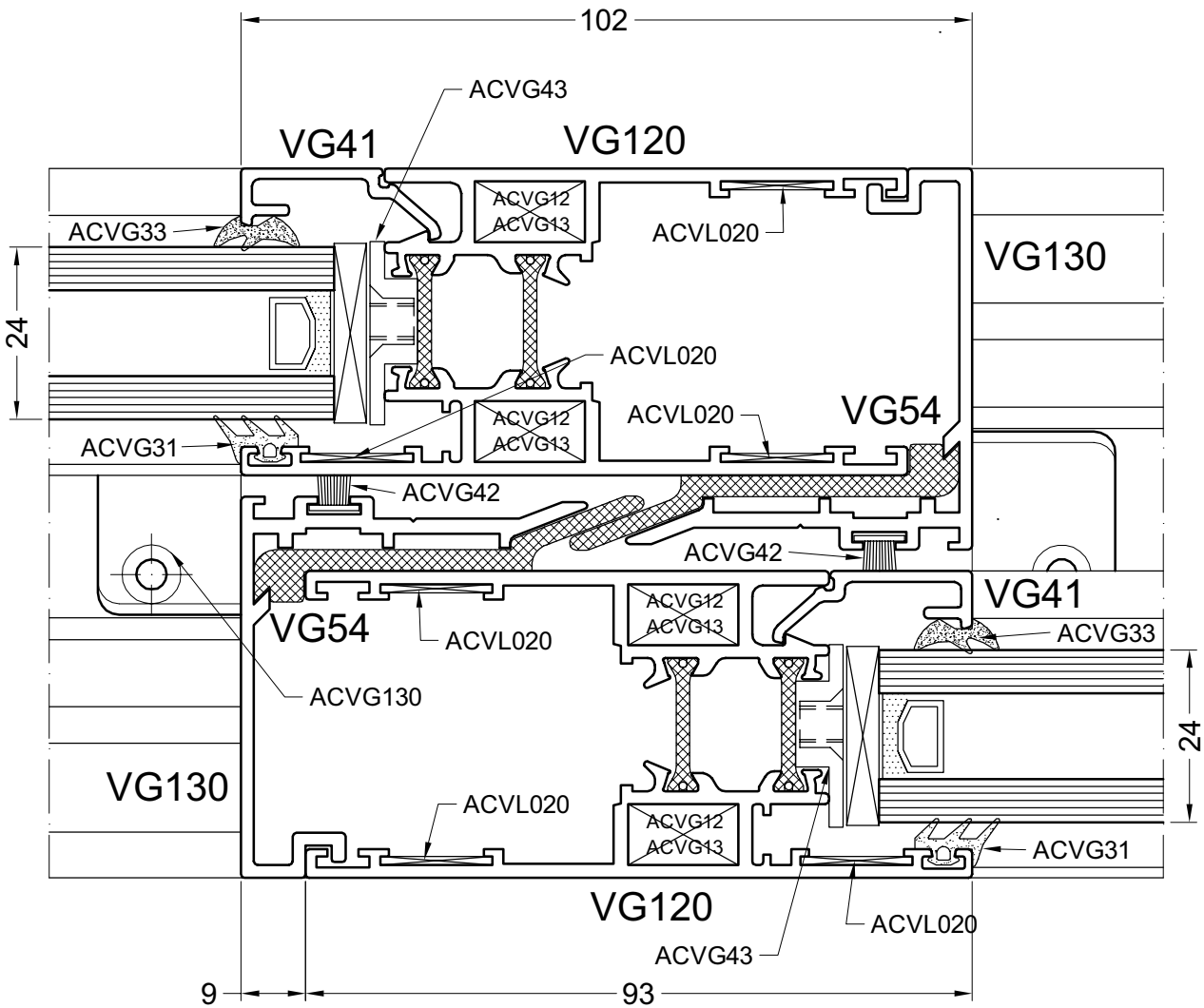
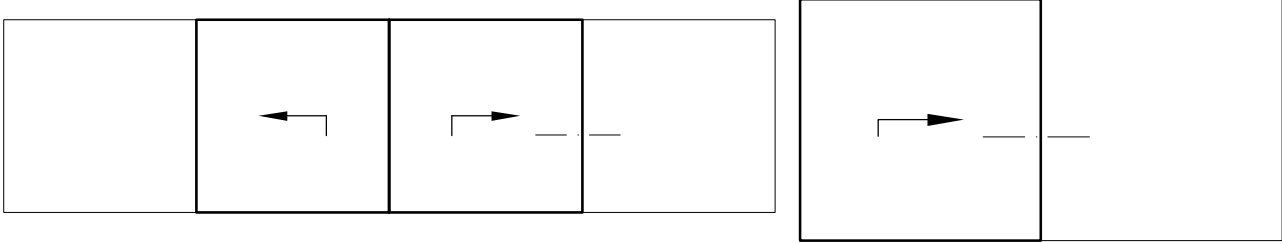
DOORSNEDE - COUPE - SCHNITT - SECTION



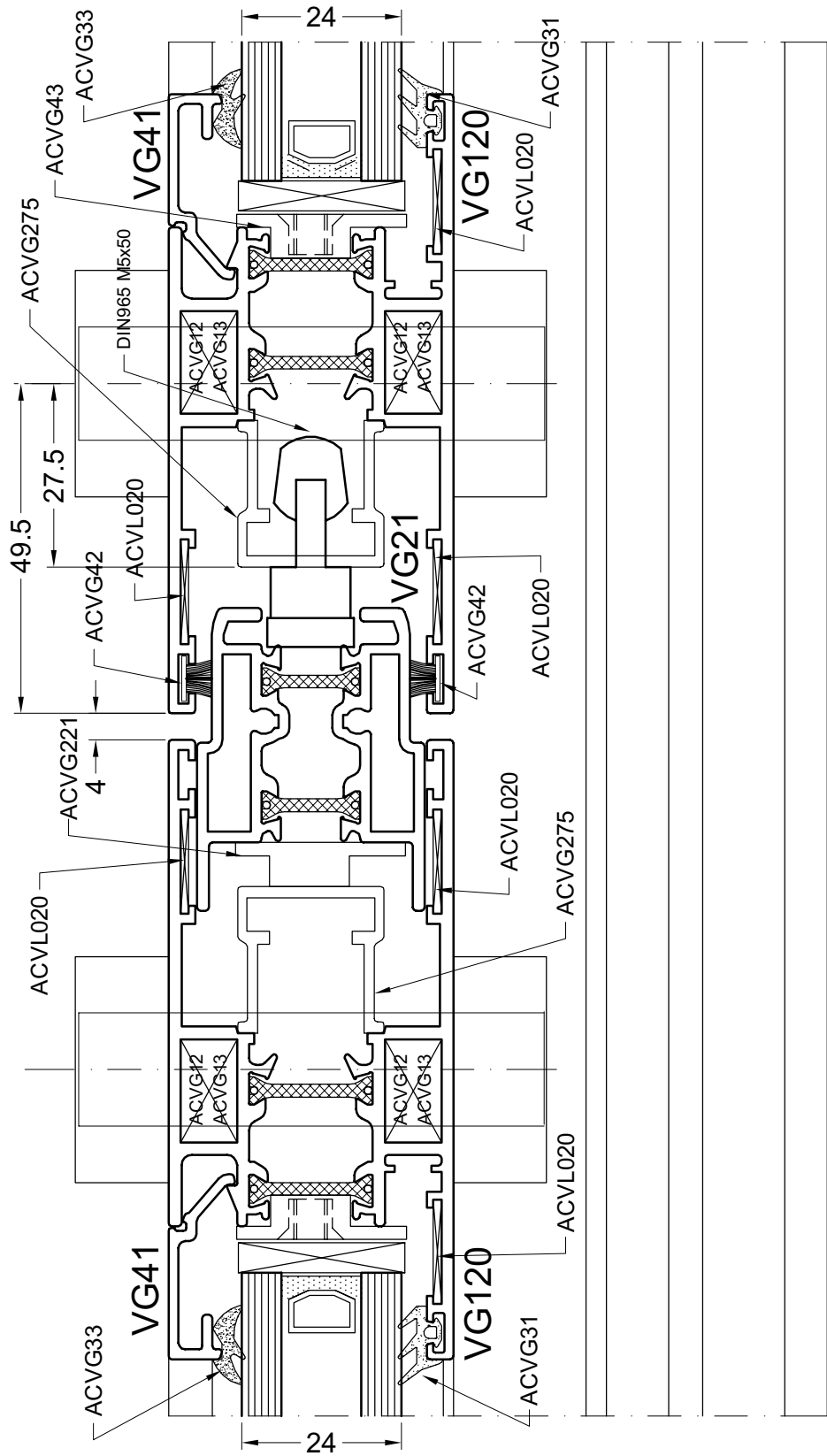
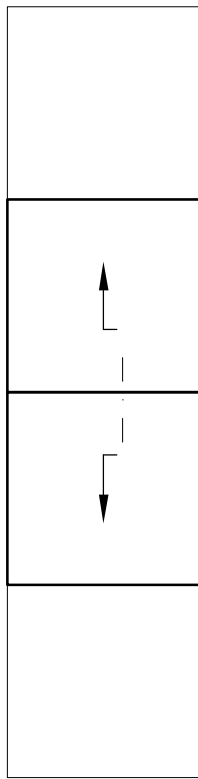
door45b



door46

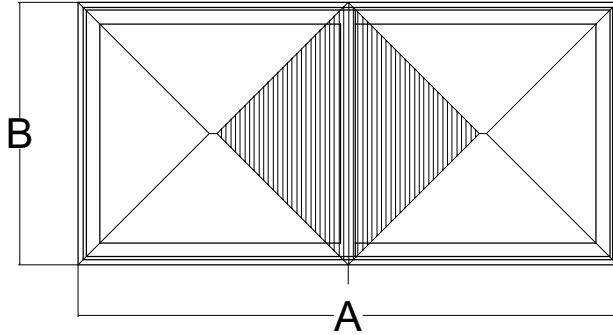


door47

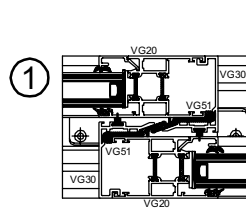


door48

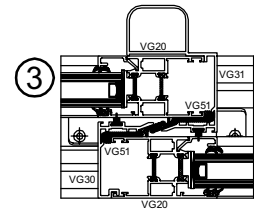
Glasdikte (mm)	Rubber buiten	Rubber binnen	Glaslat
4	ACVG31	ACVG340	VG45
5	ACVG31	ACVG34	VG45
6	ACVG31	ACVG33	VG45
7	ACVG31	ACVG32	VG45
8	ACVG31	ACVG340	VG44
9	ACVG31	ACVG34	VG44
10	ACVG31	ACVG33	VG44
11	ACVG31	ACVG32	VG44
12	ACVG31	ACVG340	VG43
13	ACVG31	ACVG34	VG43
14	ACVG31	ACVG33	VG43
15	ACVG31	ACVG32	VG43
16	ACVG31	ACVG49	VG42
17	ACVG31	ACVG49	VG42
18	ACVG31	ACVG340	VG42
19	ACVG31	ACVG34	VG42
20	ACVG31	ACVG33	VG42
21	ACVG31	ACVG32	VG42
22	ACVG31	ACVG340	VG41
23	ACVG31	ACVG34	VG41
24	ACVG31	ACVG33	VG41
25	ACVG31	ACVG32	VG41
26	ACVG31	ACVG340	VG40
27	ACVG31	ACVG34	VG40
28	ACVG31	ACVG33	VG40
29	ACVG31	ACVG32	VG40



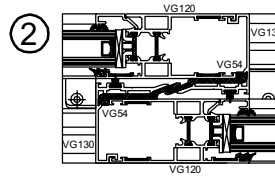
$f_{max} = B/360 < 8 \text{ mm}$



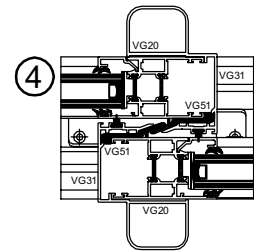
1 $I_x = 44.04 \text{ cm}^4$



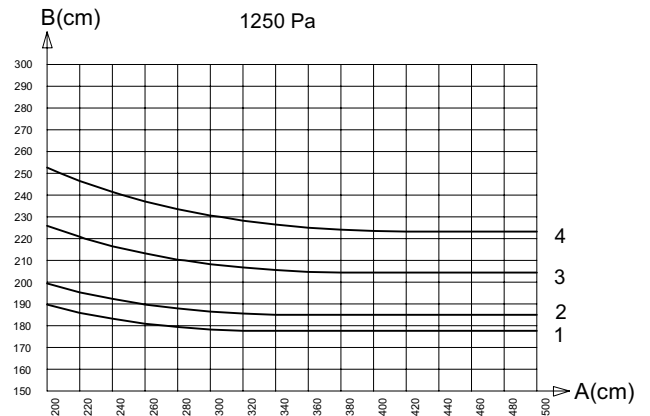
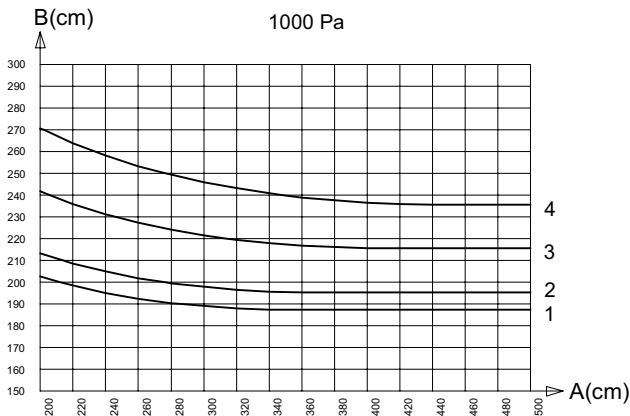
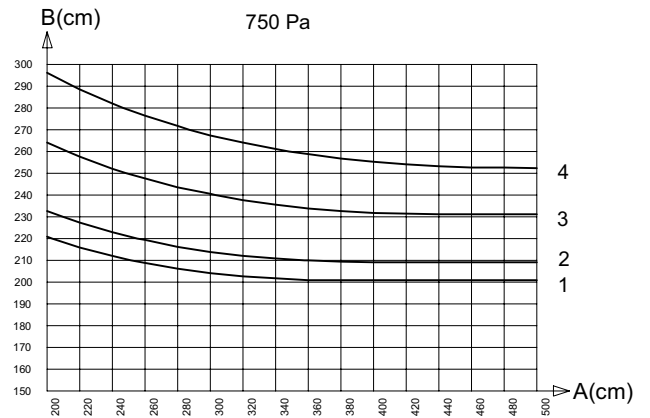
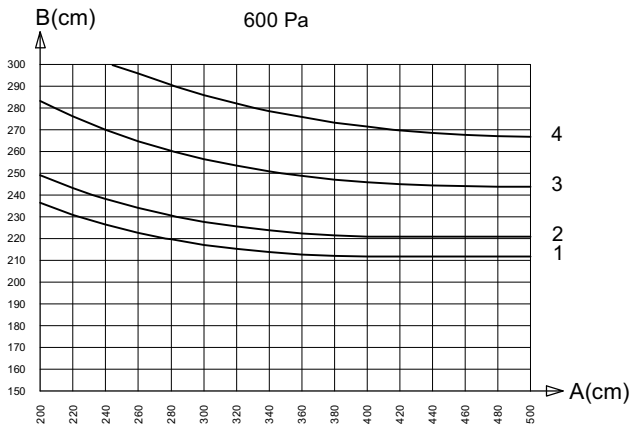
3 $I_x = 79.11 \text{ cm}^4$

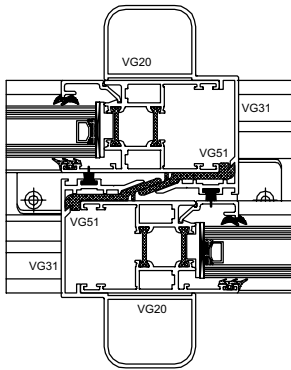
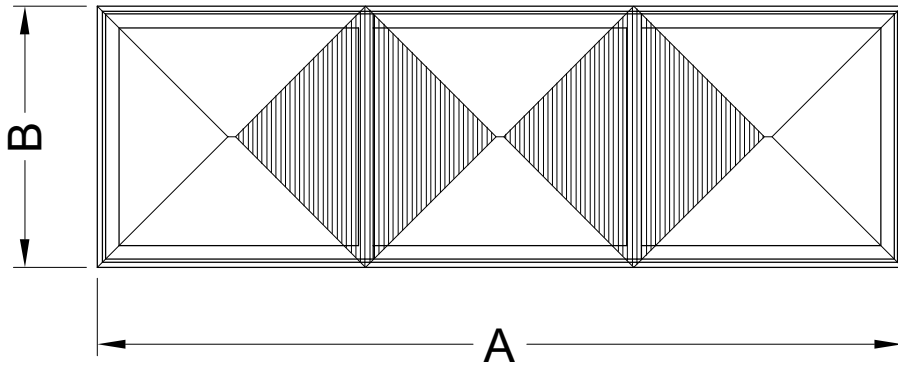


2 $I_x = 52.24 \text{ cm}^4$

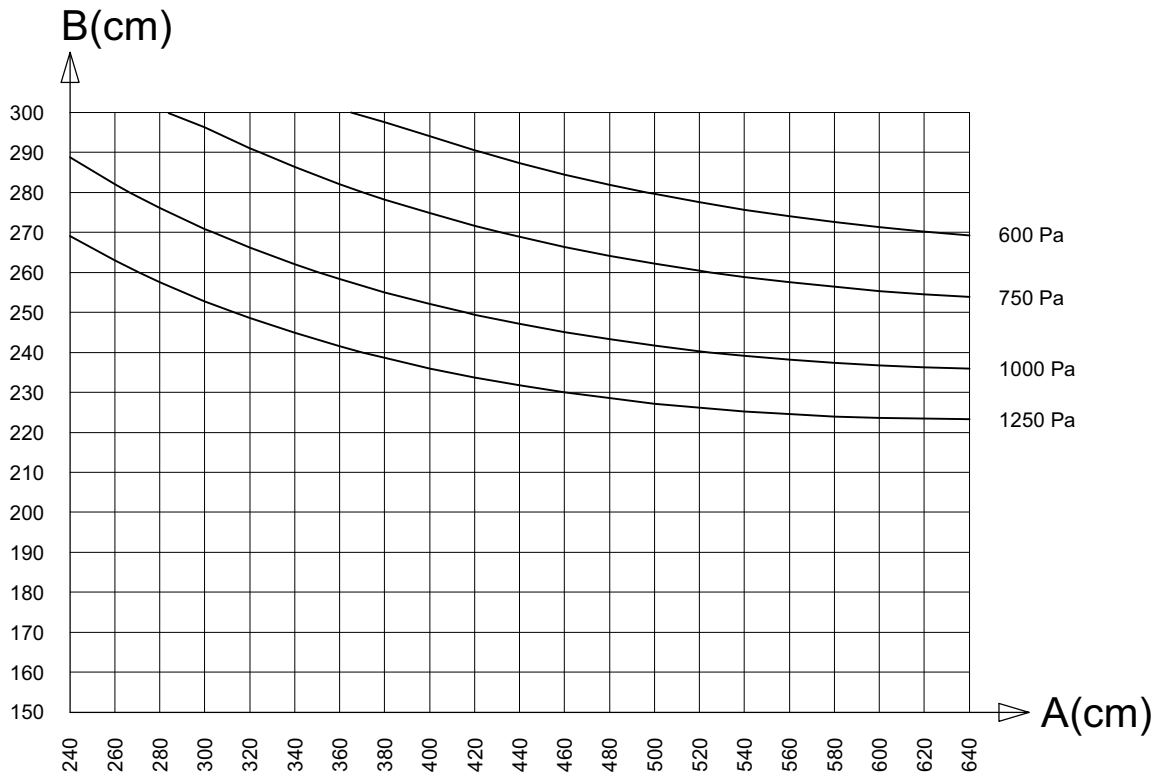


4 $I_x = 114.18 \text{ cm}^4$

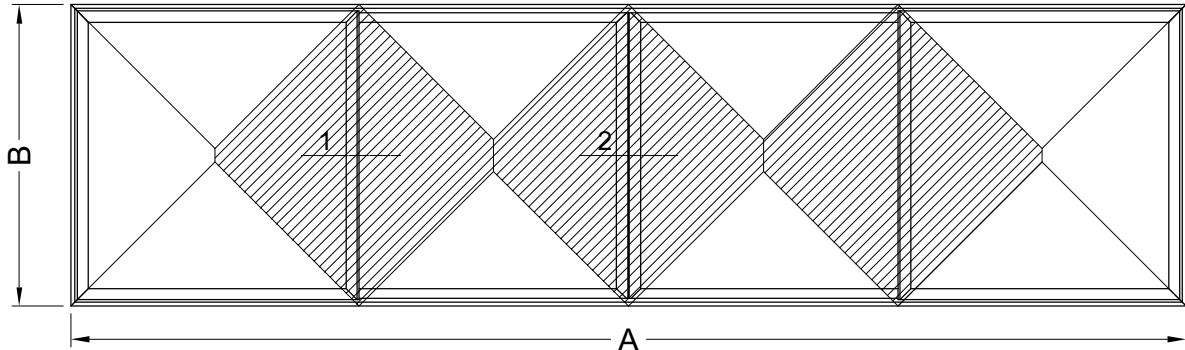




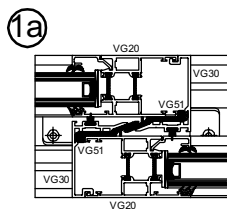
$I_{xx} = 114 \text{ cm}^4$
 $f_{max} = B/360 < 8 \text{ mm}$



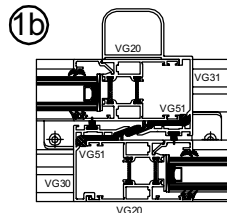
statica2



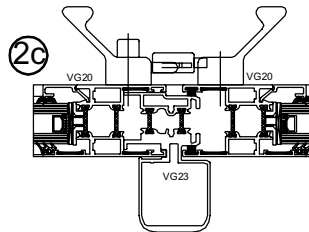
$f_{max} = B/360 < 8 \text{ mm}$



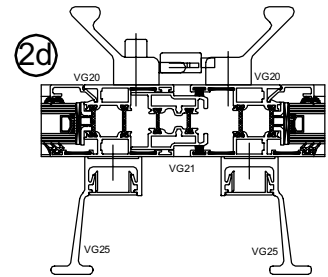
$I_x = 44.04 \text{ cm}^4$



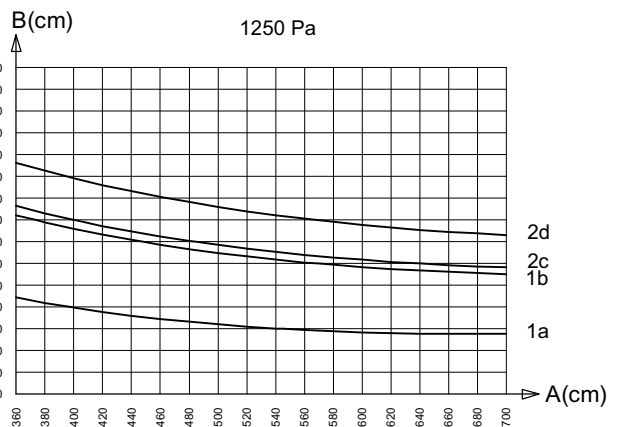
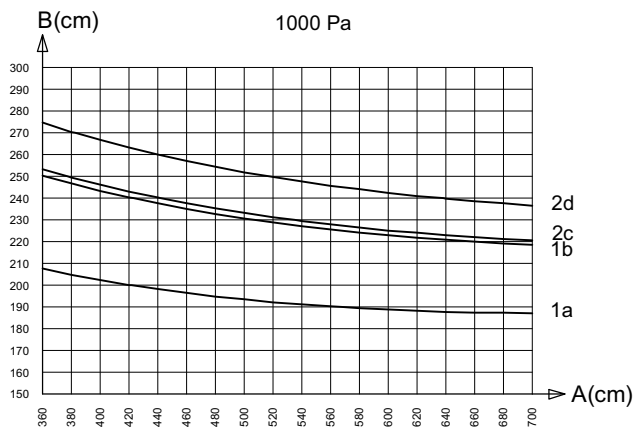
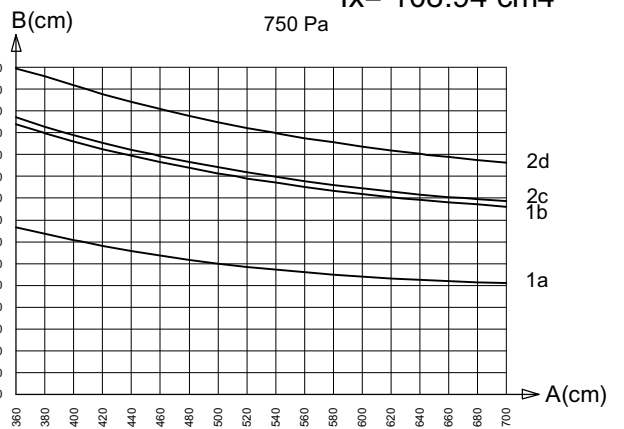
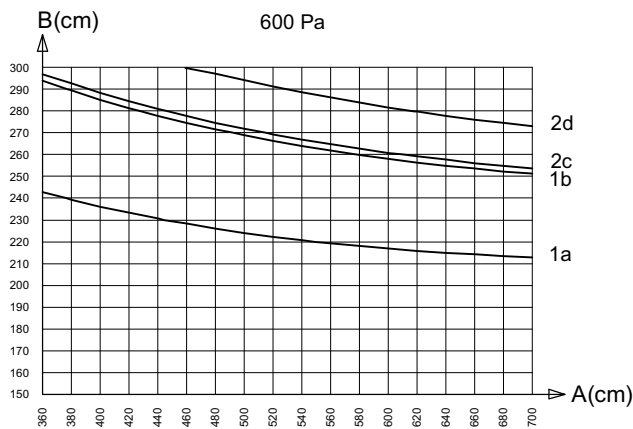
$I_x = 79.11 \text{ cm}^4$



$I_x = 83.81 \text{ cm}^4$



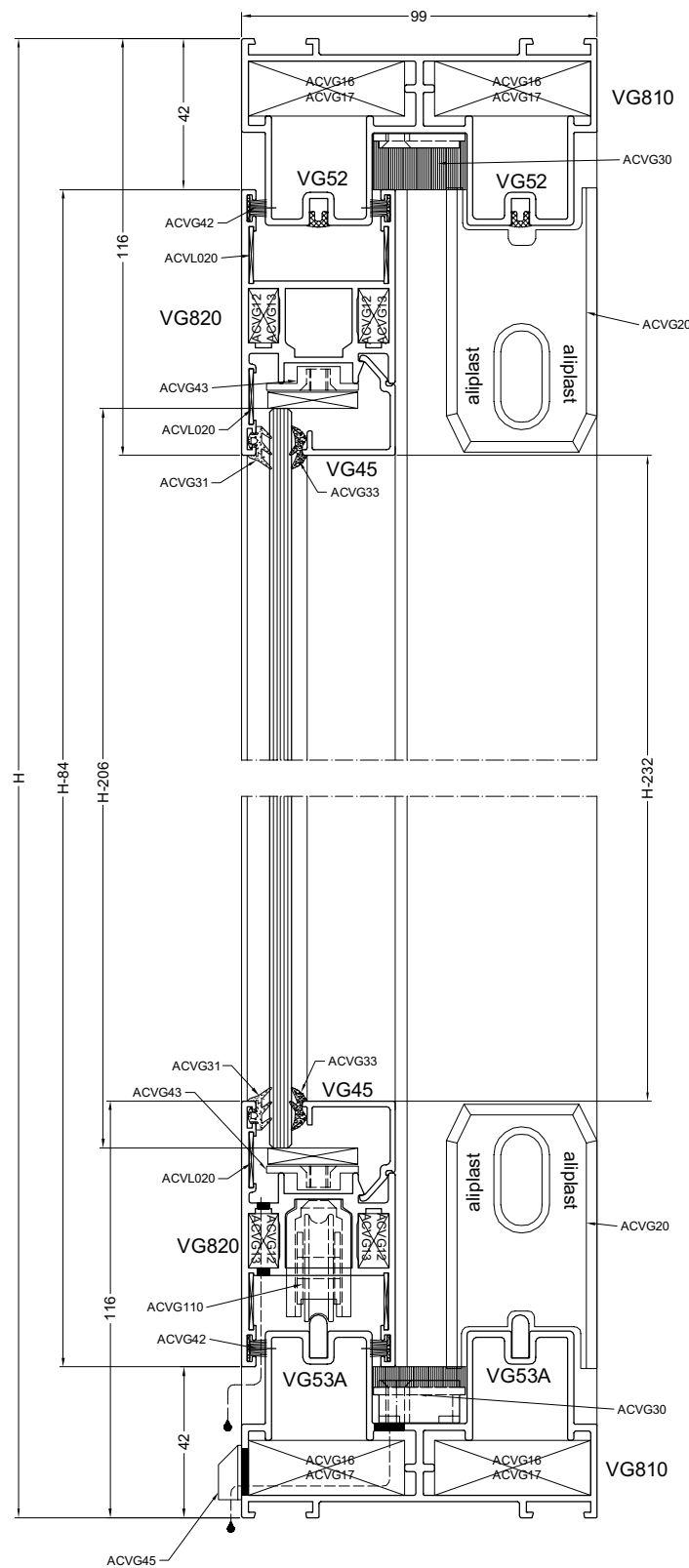
$I_x = 108.94 \text{ cm}^4$



statica3

2 VLEUGELIG SCHUIFRAAM
FENETRE COULISSANTE 2 VANTAUX
SCHIEBEFENSTER 2 FLUGEL
DOUBLE SLIDING WINDOW

ZAAGTABELLEN - TABLES DE SCIAGES - ZUSCHNITT-TABELLEN - SAWING TABLES

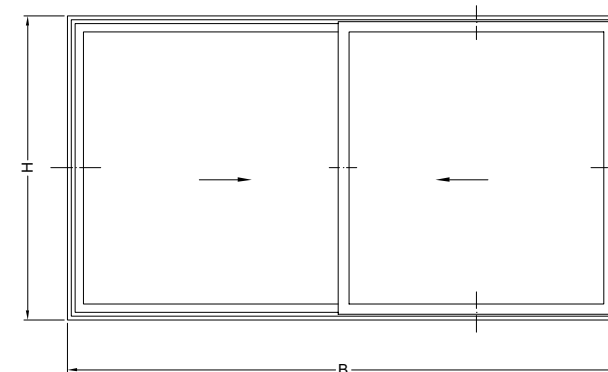


MAXIMAAL VLEUGELGEWICHT
POIDS MAXIMUM PAR VANTAUX
MAXIMAL FLUGELGEWICHT
MAX. WEIGHT OF THE VENT

200 KG

GLASMATEN
DIMENSIONS DES VITRAGES
GLASMASSE
GLASS SIZES

2X B/2-131
H-206

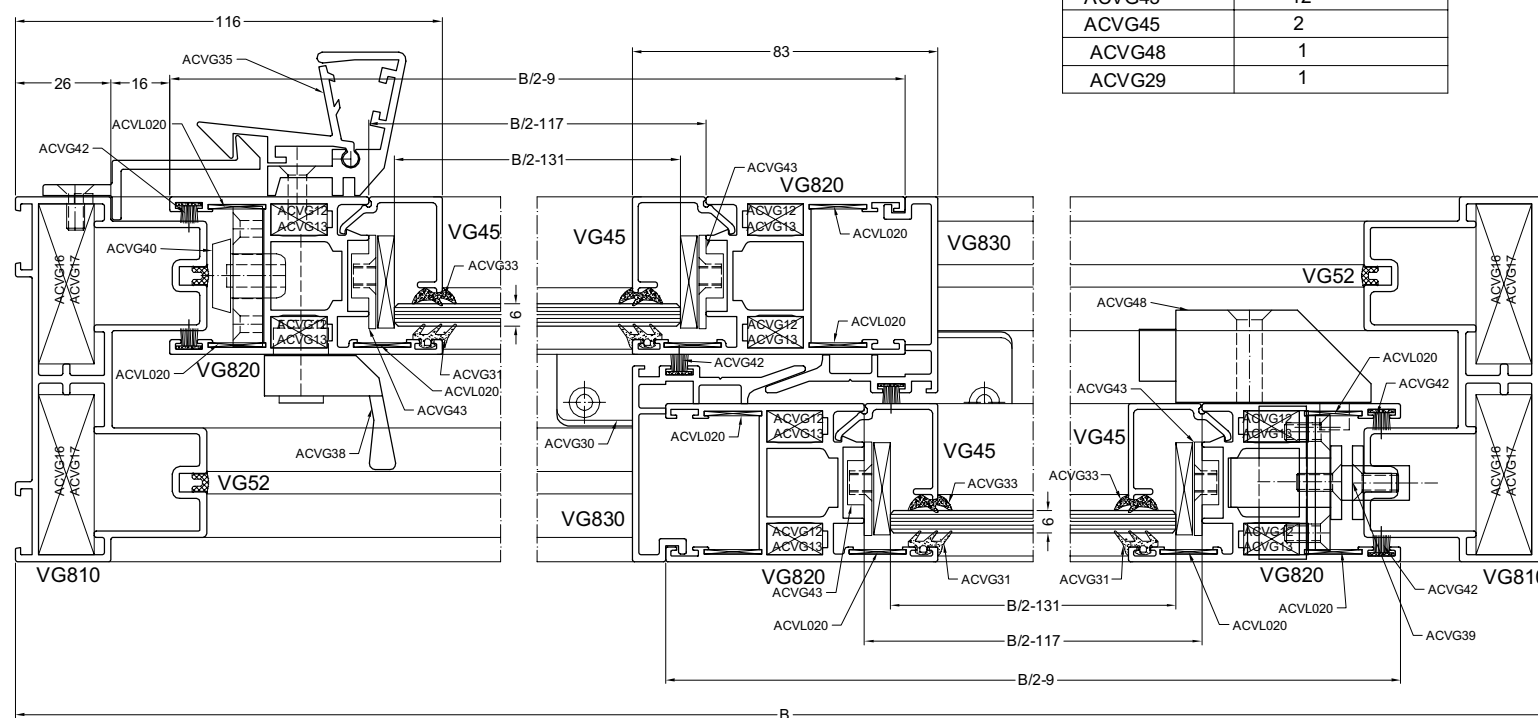


PROFIEN PROFILES PROFILE PROFILS

VG810		2		B
VG810		2		H
VG820		4		B/2-9
VG820		4		H-84
VG830		2		H-84
VG4*		4		B/2-117
VG4*		4		H-232
VG52		2		B-104
VG52		4		H-109
VG53A		2		B-94

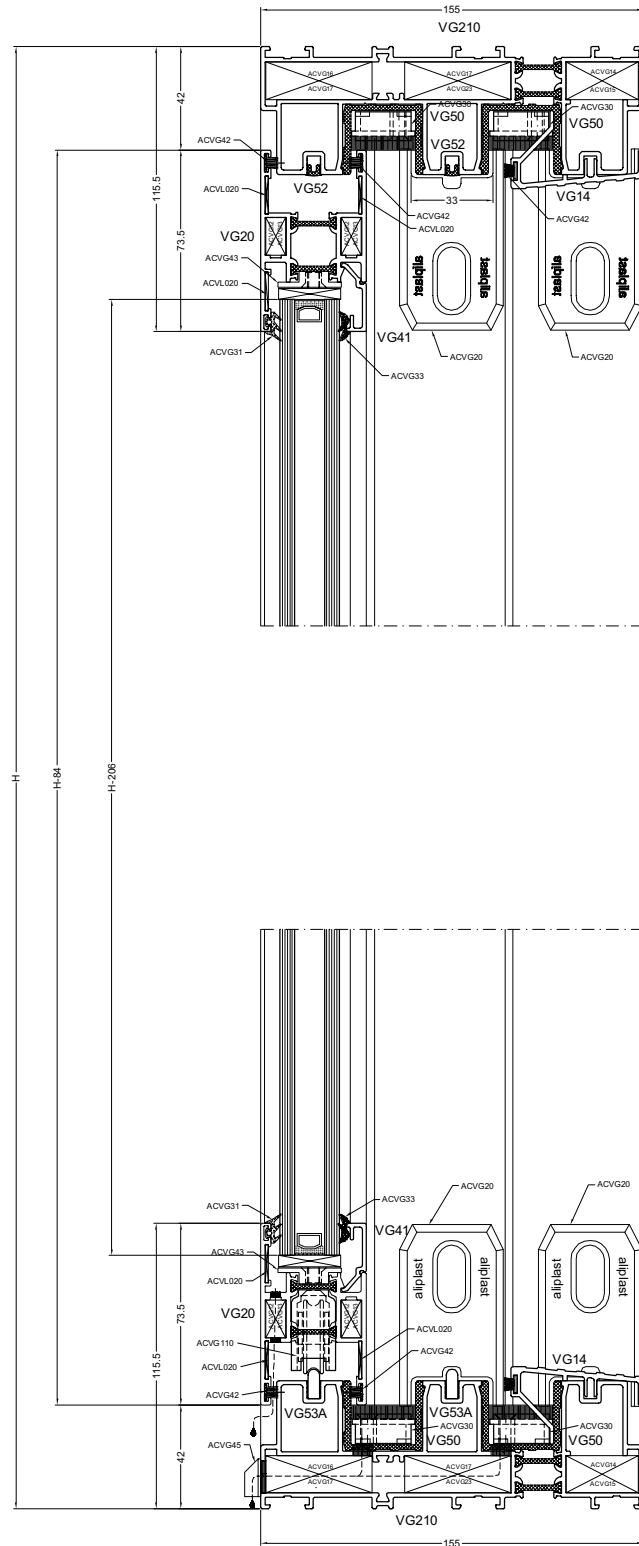
TOEBEHOREN ACCESSOIRES
ZUBEHORTEILE ACCESSORIES

ACVG110	4
ACVL020	24
ACVG12/13	16
ACVG16/17	8
ACVG20	4
ACVG30	1
ACVG31	4H+2B-1200
ACVG3*	4H+2B-1200
ACVG35	1
ACVG37/38	1
ACVG39	1
ACVG40	4
ACVG42	6H+4B-500
ACVG43	12
ACVG45	2
ACVG48	1
ACVG29	1



3 VLEUGELIG SCHUIFRAAM
FENETRE COULISSANTE 3 VANTAUX
SCHIEBEFENSTER 3 FLUGEL
SLIDING WINDOW WITH 3 PANELS

ZAAGTABELLEN - TABLES DE SCIAGES - ZUSCHNITT-TABELLEN - SAWING TABLES

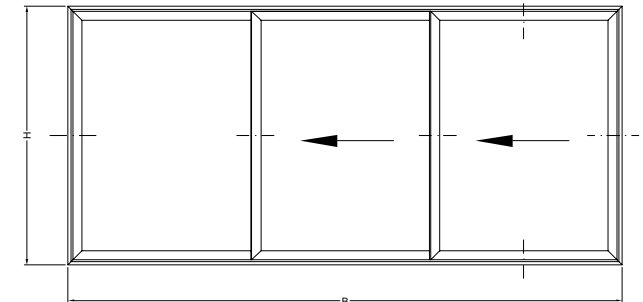
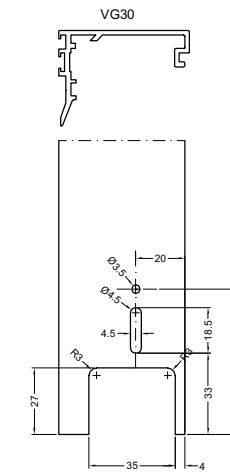


PROFIELN PROFILES PROFILE PROFILS

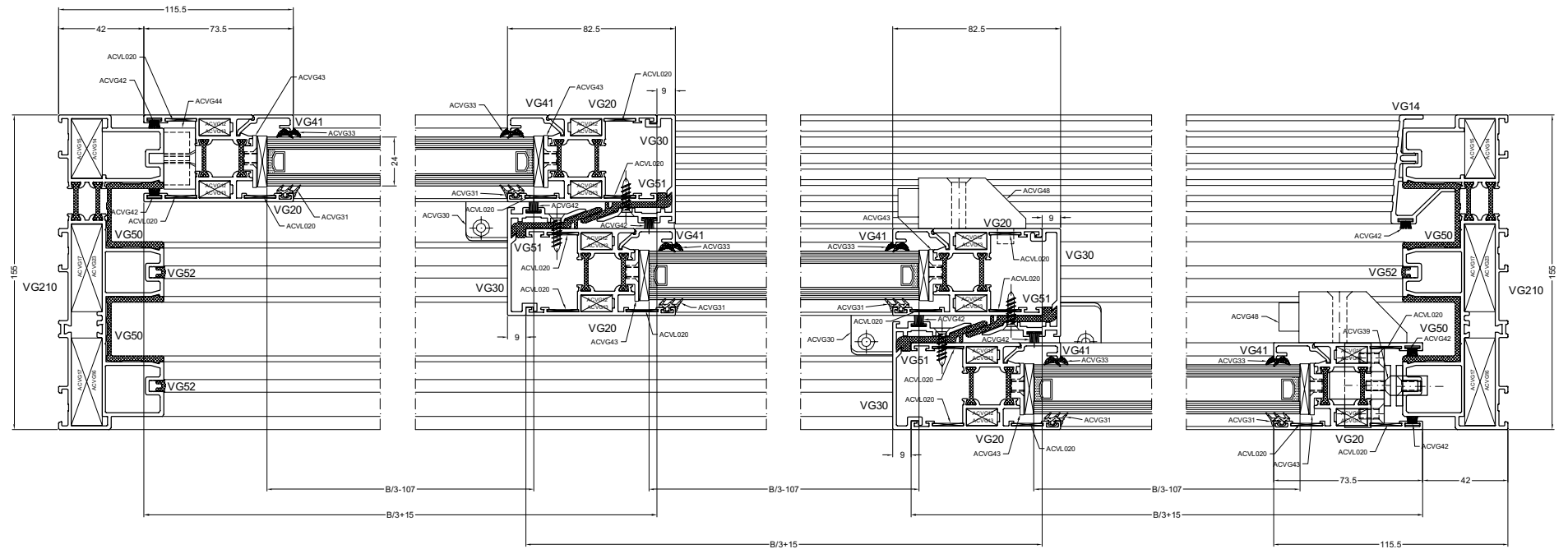
VG210		2		B
VG210		2		H
VG20		6		B/3+15
VG20		6		H-84
VG30		4		H-84
VG4*		6		B/3-93
VG4*		6		H-232
VG50		4		B-47
VG50		4		H-47
VG51		4		H-84
VG52		2		B-104
VG52		4		H-109
VG53A		2		B-94
VG14		1		H-84
VG14		2		2B/3 - 108

TOEBEHOREN ACCESSOIRES
ZUBEHÖRTEILE ACCESSORIES

ACVG110	6
ACVL020	36
ACVG12/13	24
ACVG14/15	4
ACVG16/17	4
ACVG17/23	4
ACVG20	8
ACVG30	2
ACVG31	2B + 6H - 1700
ACVG3*	2B + 6H - 1700
ACVG42	4B + 8H - 450
ACVG39	1
ACVG43	24
ACVG44	8
ACVG45	2
ACVG48	2
ACVG29	1



GLASMATEN
DIMENSIONS DES VITRAGES 3X B/3-107
GLASSMASSE H-206
GLASS SIZES



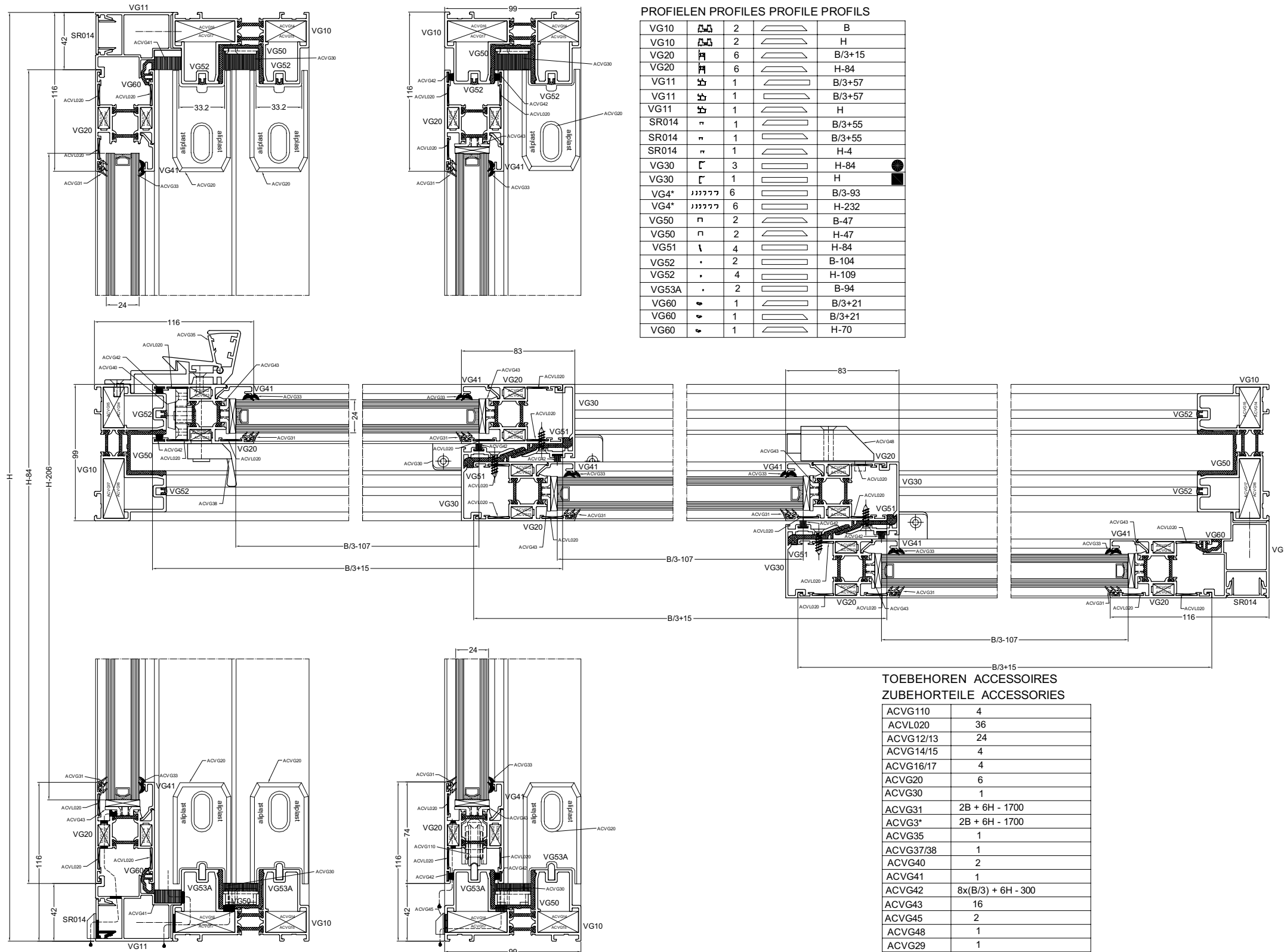
MAXIMAAL VLEUGELGEWICHT
POIDS MAXIMUM PAR VANTAIL
MAXIMAL FLUGELGEWICHT
MAX. WEIGHT OF THE VENT

200 KG



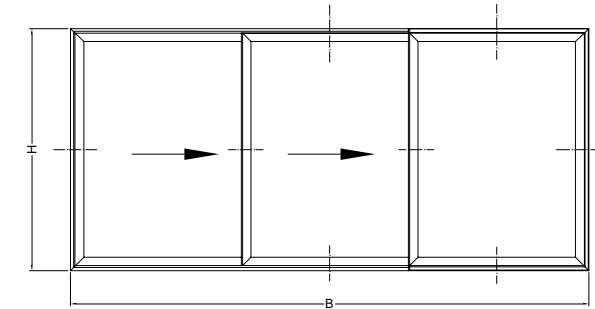
3 VLEUGELIG SCHUIFRAAM - TYPE 1
FENETRE COULISSANTE 3 VANTAUX - TYPE 1
SCHIEBEFENSTER 3 FLUGEL - TYPE 1
SLIDING WINDOW WITH 3 PANELS - TYPE 1

ZAAGTABELLEN - TABLES DE SCIAGES - ZUSCHNITT-TABELLEN - SAWING TABLES



PROFIELN PROFILS PROFILE PROFILES

VG10		2		B
VG10		2		H
VG20		6		B/3+15
VG20		6		H-84
VG11		1		B/3+57
VG11		1		B/3+57
VG11		1		H
SR014		1		B/3+55
SR014		1		B/3+55
SR014		1		H-4
VG30		3		H-84
VG30		1		H
VG4*		6		B/3-93
VG4*		6		H-232
VG50		2		B-47
VG50		2		H-47
VG51		4		H-84
VG52		2		B-104
VG52		4		H-109
VG53A		2		B-94
VG60		1		B/3+21
VG60		1		B/3+21
VG60		1		H-70



GLASMATEN
DIMENSIONS DES VITRAGES 3X B/3-107
GLASSMASSE H-206
GLASS SIZES

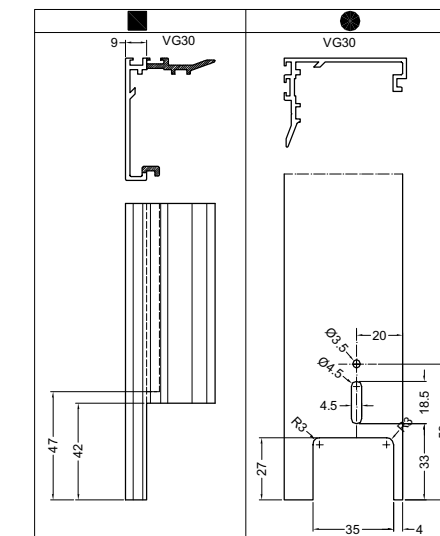
MAXIMAAL VLEUGELGEWICHT
POIDS MAXIMUM PAR VANTAIL
MAXIMAL FLUGELGEWICHT
MAX. WEIGHT OF THE VENT

200 KG



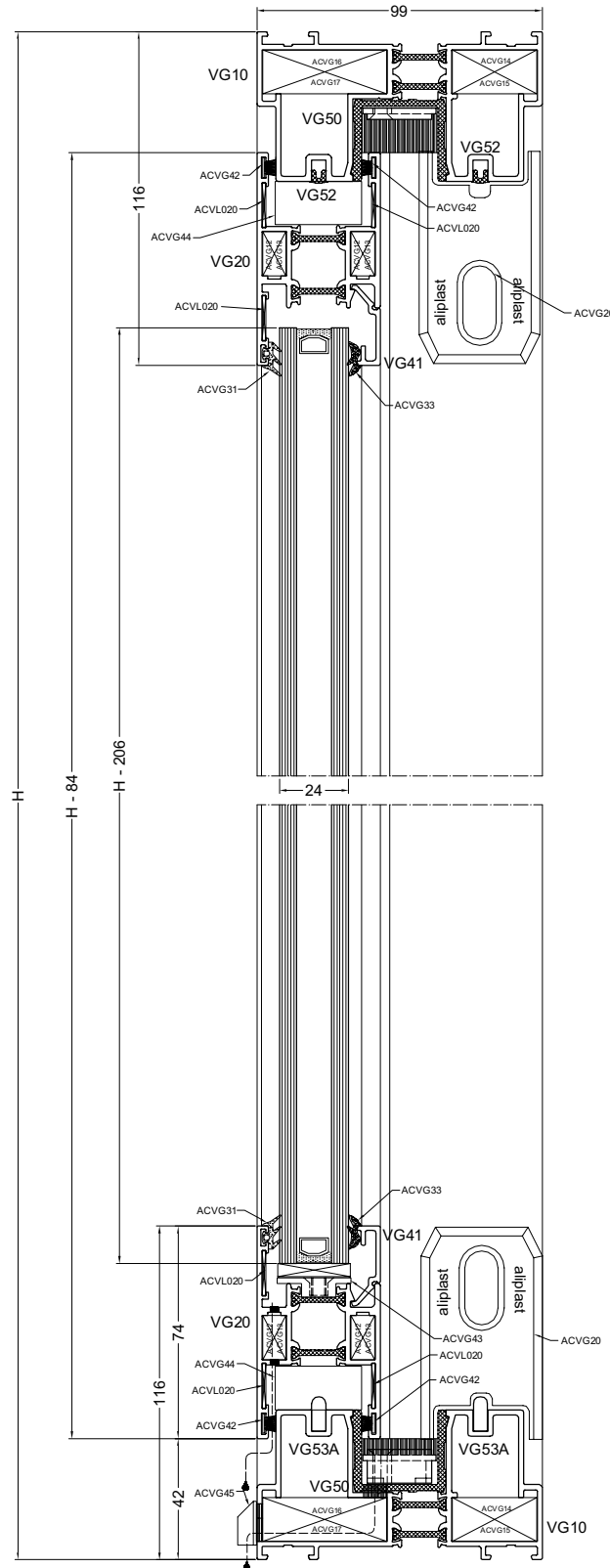
TOEBEHOREN ACCESSOIRES
ZUBEHORTEILE ACCESSORIES

ACVG110	4
ACVL020	36
ACVG12/13	24
ACVG14/15	4
ACVG16/17	4
ACVG20	6
ACVG30	1
ACVG31	2B + 6H - 1700
ACVG3*	2B + 6H - 1700
ACVG35	1
ACVG37/38	1
ACVG40	2
ACVG41	1
ACVG42	8x(B/3) + 6H - 300
ACVG43	16
ACVG45	2
ACVG48	1
ACVG29	1



3 VLEUGELIG SCHUIFRAAM - TYPE 2
FENETRE COULISSANTE 3 VANTAUX - TYPE 2
SCHIEBEFENSTER 3 FLUGEL - TYPE 2
SLIDING WINDOW WITH 3 PANELS - TYPE 2

ZAAGTABELLEN - TABLES DE SCIAGES - ZUSCHNITT-TABELLEN - SAWING TABLES



PROFIELN PROFILES PROFILE PROFILES

VG10		2		B
VG10		2		H
VG20		6		B/3+15
VG20		6		H-84
VG30		2		H-84
VG32		2		H-84
VG33		2		H-84
VG4*		6		B/3-93
VG4*		6		H-232
VG50		2		B-47
VG50		2		H-47
VG51		2		H-84
VG52		2		B-104
VG52		4		H-109
VG53A		2		B-94
VG60		2		H-84

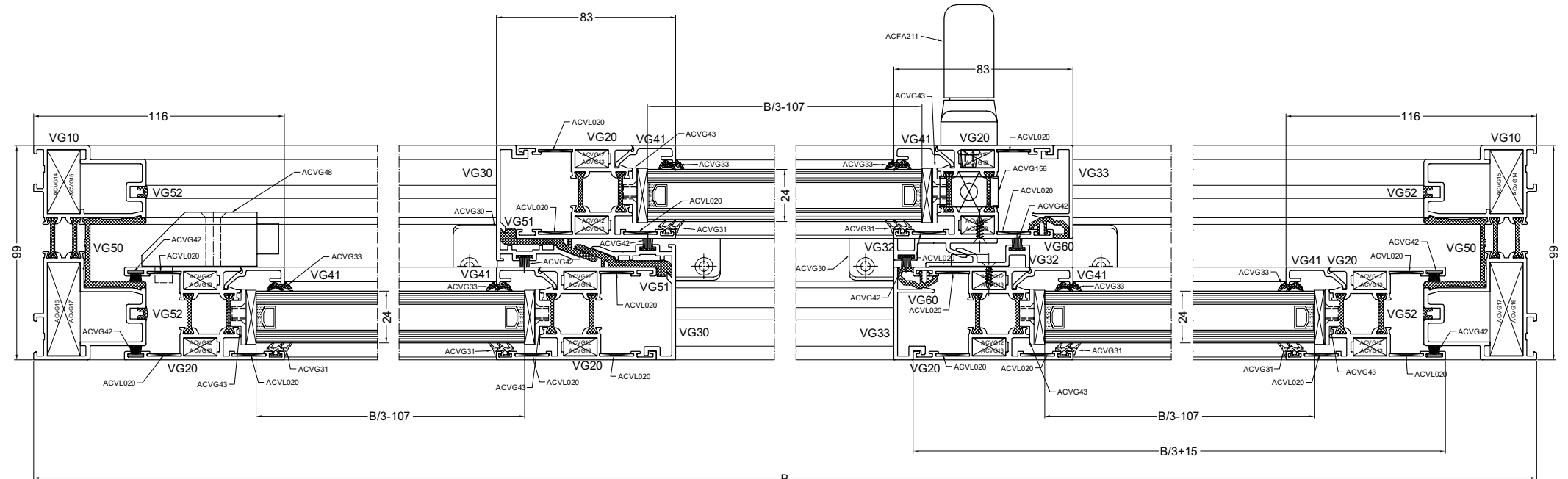
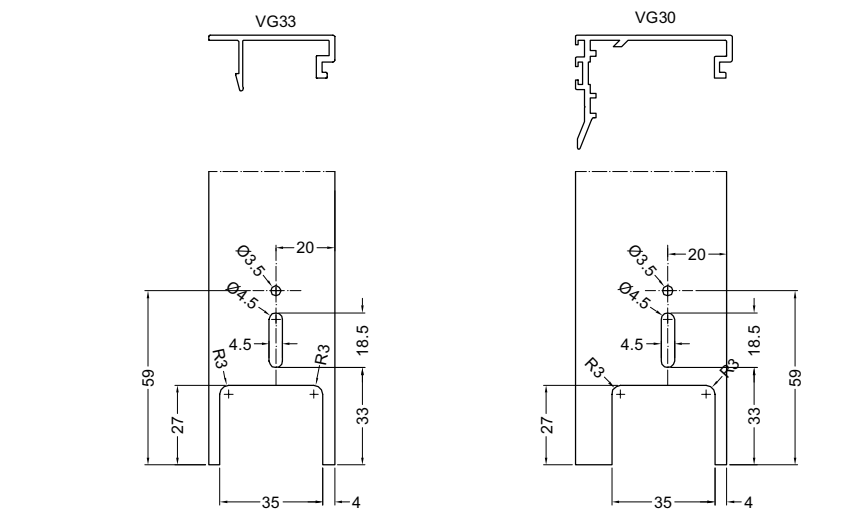
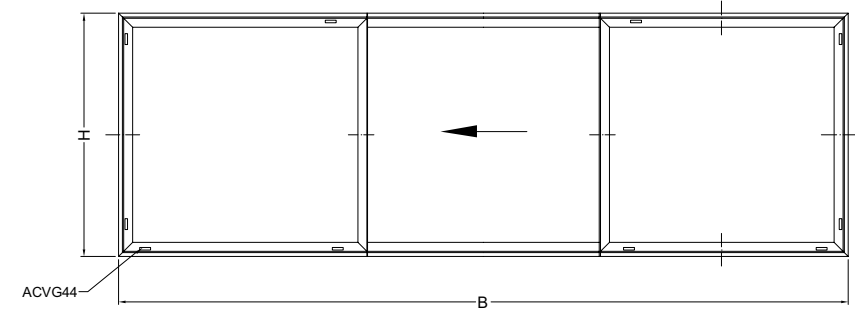
TOEBEHOREN ACCESSOIRES
ZUBEHÖRTEILE ACCESSORIES

ACVG110	2
ACVL020	36
ACVG12/13	24
ACVG14/15	4
ACVG16/17	4
ACVG20	8
ACVG30	2
ACVG31	2B + 6H - 1700
ACVG3*	2B + 6H - 1700
ACVG42	4B + 8H - 450
ACVG43	14
ACVG44	10
ACVG45	2
ACVG48	1
ACVG156	1
ACVG29	1
ACFA211	1

GLASMATEN
DIMENSIONS DES VITRAGES 3X B/3-107
GLASSMASSE H-206
GLASS SIZES

MAXIMAAL VLEUGELGEWICHT
POIDS MAXIMUM PAR VANTAIL
MAXIMAL FLUGELGEWICHT
MAX. WEIGHT OF THE VENT

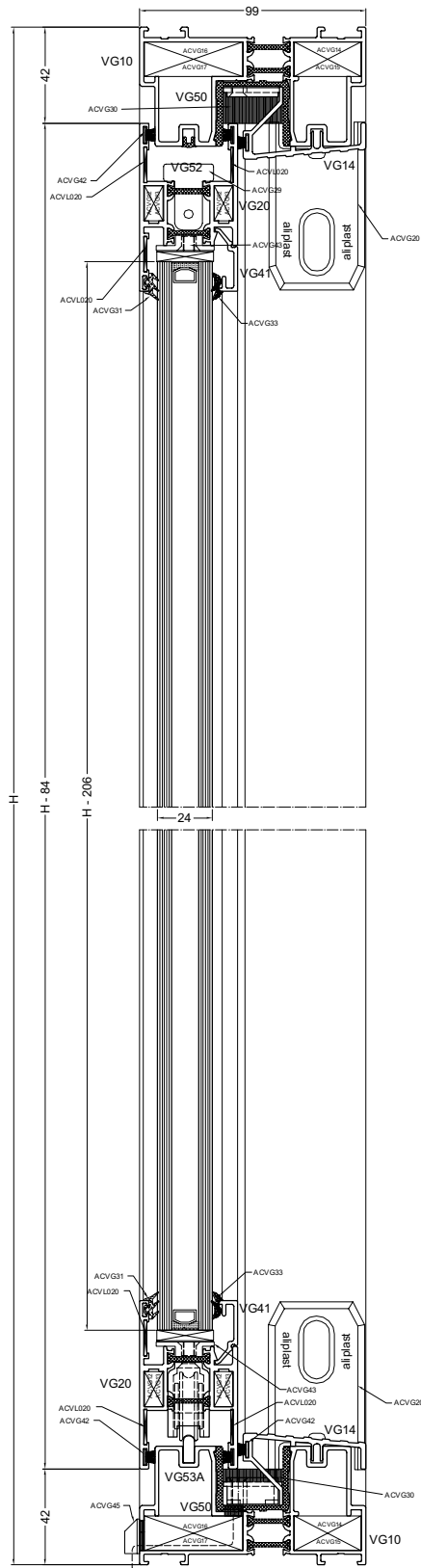
200 KG



zaagvg3

4 VLEUGELIG SCHUIFRAAM
FENETRE COULISSANTE 4 VANTAUX
SCHIEBEFENSTER 4 FLUGEL
SLIDING WINDOW WITH 4 PANELS

ZAAGTABELLEN - TABLES DE SCIAGES - ZUSCHNITT-TABELLEN - SAWING TABLES

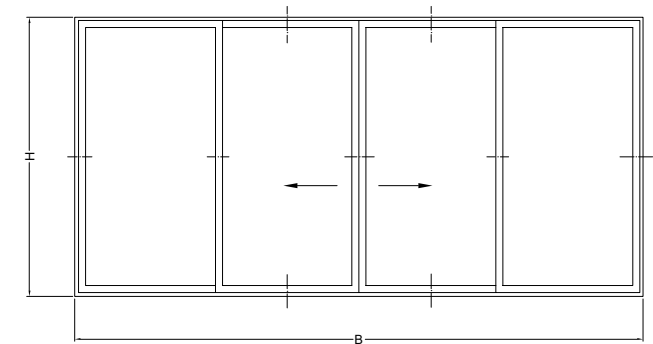


PROFIELEN PROFILES PROFILE PROFILS

VG10		2		B
VG10		2		H
VG20		8		B/4 + 9
VG20		8		H-84
VG21		1		H-124
VG30		4		H-84
VG4*		8		B/4 - 99
VG4*		8		H-232
VG50		2		B-47
VG50		2		H-47
VG51		4		H-84
VG52		1		B-104
VG52		2		H-109
VG53A		1		B-94
VG14		2		B/2 - 120

TOEBEHOREN ACCESSOIRES
ZUBEHÖRTEILE ACCESSORIES

ACVG110	4
ACVL020	48
ACVG12/13	32
ACVG14/15	4
ACVG16/17	4
ACVG18	2
ACVG20	8
ACVG30	2
ACVG31	2B+8H-2400
ACVG3*	2B+8H-2400
ACVG134	1
ACVG135	1
ACSL136	1
ACSL137	1
ACSL138	1
ACVG44	16
ACVG42	4B+10H-350
ACVG43	20
ACVG45	2
ACVG48	2
ACVG29	2



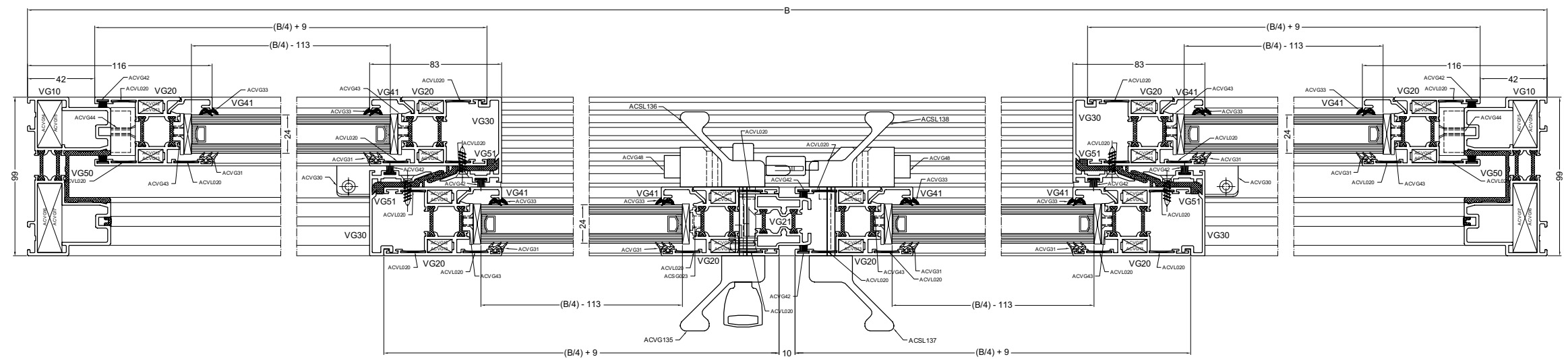
GLASMATEN
DIMENSIONS DES VITRAGES
GLASMASSE
GLASS SIZES

4X B/4-113
H-206

MAXIMAAL VLEUGELGEWICHT
POIDS MAXIMUM PAR VANTAIL
MAXIMAL FLUGELGEWICHT
MAX. WEIGHT OF THE VENT

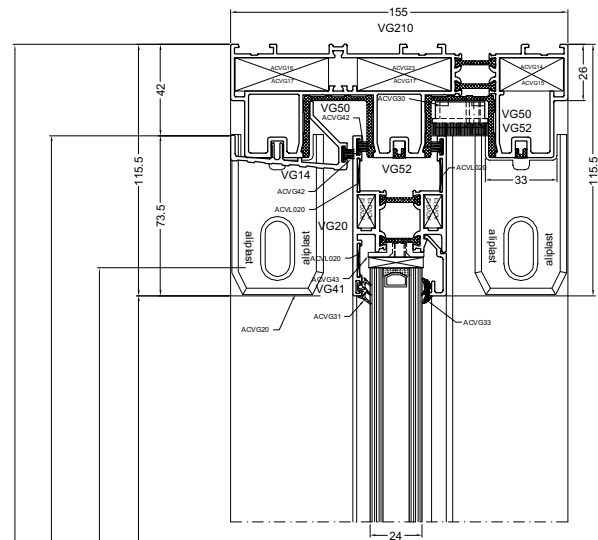
200 KG

zaagvg4



5 VLEUGELIG SCHUIFRAAM
FENETRE COULISSANTE 5 VANTAUX
SCHIEBEFENSTER 5 FLUGEL
SLIDING WINDOW WITH 5 PANELS

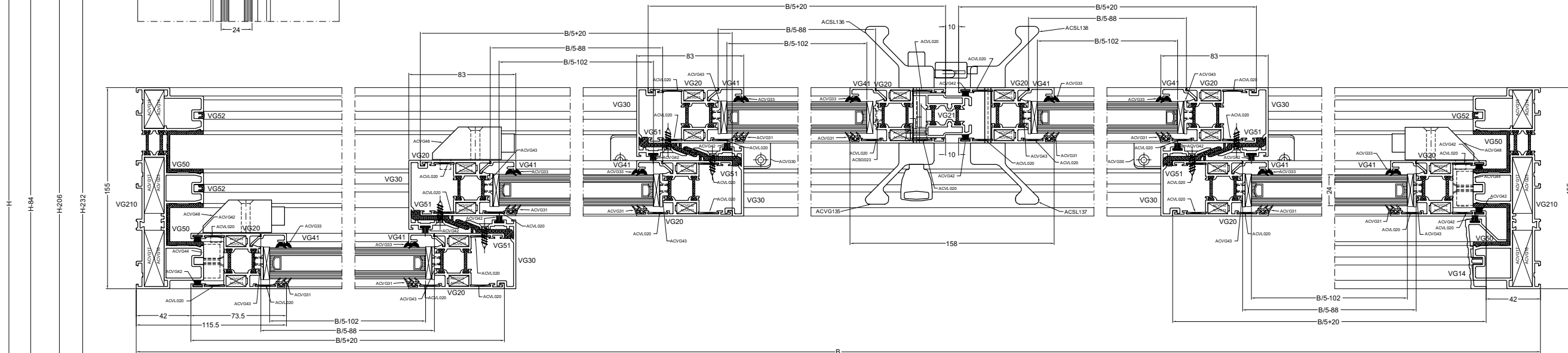
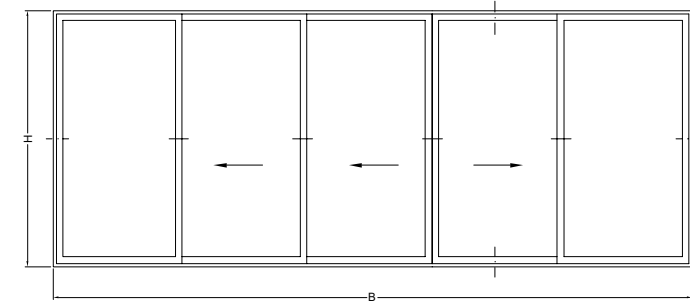
ZAAGTABELLEN - TABLES DE SCIAGES - ZUSCHNITT-TABELLEN - SAWING TABLES



PROFIELEN PROFILES PROFILE PROFILS

VG210		2		B
VG210		2		H
VG20		10		B/5+20
VG20		10		H-84
VG21		1		H-124
VG30		6		H-84
VG4*		10		B/5-88
VG4*		10		H-232
VG50		4		B-47
VG50		4		H-47
VG51		6		H-84
VG52		2		B-104
VG52		3		H-109
VG53A		2		B-94
VG14		1		4B/5 - 97
VG14		1		4B/5 - 97
VG14		1		H - 52

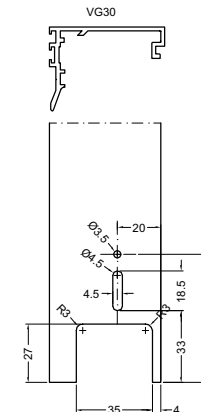
GLASMATEN
DIMENSIONS DES VITRAGES 6X B/5-102
GLASMASSE H-206
GLASS SIZES



TOEBEHOREN ACCESSOIRES
ZUBEHÖRTEILE ACCESSORIES

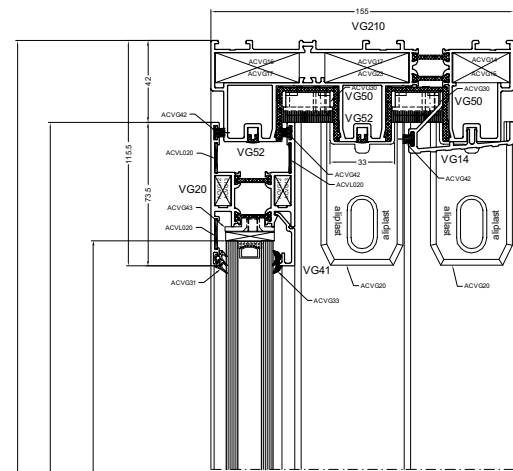
ACVG110	6
ACVL020	60
ACVG12/13	40
ACVG14/15	4
ACVG16/17	4
ACVG17/23	4
ACVG18	2
ACVG20	12
ACVG30	3
ACVG31	2B + 10H - 3000
ACVG3*	2B + 10H - 3000
ACVG134	1
ACVG135	1
ACSL136	1
ACSL137	1
ACSL138	1
ACVG42	28B/5 + 13H - 800
ACVG43	30
ACVG44	12
ACVG45	4
ACVG48	3
ACVG29	2

MAXIMAAL VLEUGELGEWICHT
POIDS MAXIMUM PAR VANTAIL
MAXIMAL FLUGELGEWICHT
MAX. WEIGHT OF THE VENT 200 KG



6 VLEUGELIG SCHUIFRAAM
FENETRE COULISSANTE 6 VANTAUX
SCHIEBEFENSTER 6 FLUGEL
SLIDING WINDOW WITH 6 PANELS

ZAAGTABELLEN - TABLES DE SCIAGES - ZUSCHNITT-TABELLEN - SAWING TABLES



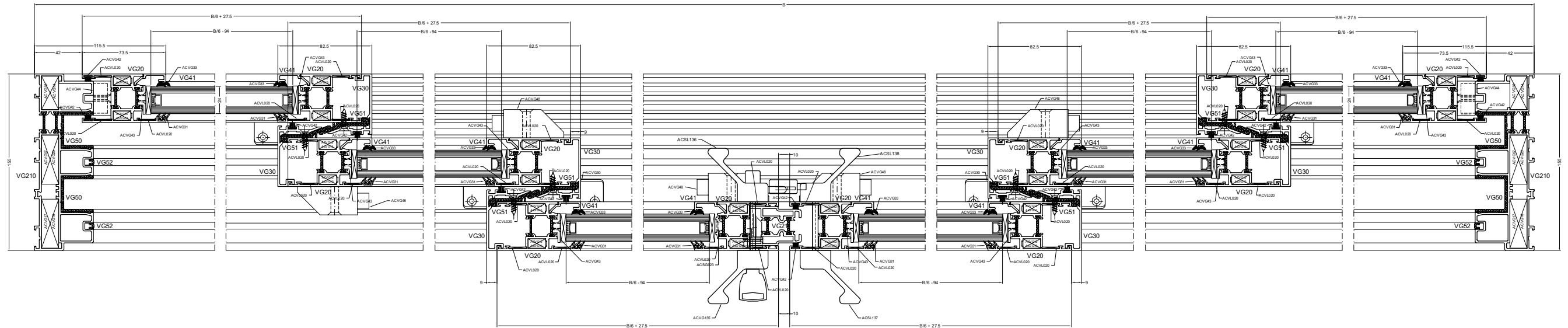
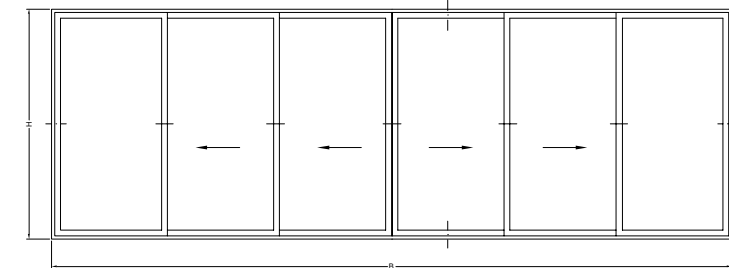
PROFIEN PROFILES PROFILE PROFILS

VG210	155	2	B
VG210	155	2	H
VG20	42	12	B/6+27.5
VG20	42	12	H-84
VG21	42	1	H-124
VG30	42	8	H-84
VG4*	42	12	B/6-80
VG4*	42	12	H-232
VG50	42	4	B-47
VG50	42	4	H-47
VG51	42	8	H-84
VG52	42	2	B-104
VG52	42	4	H-109
VG53A	42	2	B-94
VG14	42	2	2B/3 - 157

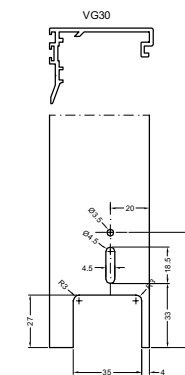
TOEBEHOREN ACCESSOIRES
ZUBEHÖRTEILE ACCESSORIES

ACVG110	8
ACVL020	72
ACVG12/13	48
ACVG14/15	4
ACVG16/17	4
ACVG17/23	4
ACVG18	2
ACVG20	16
ACVG30	4
ACVG31	2B + 12H - 4000
ACVG3*	2B + 12H - 4000
ACVG134	1
ACVG135	1
ACSL136	1
ACSL137	1
ACSL138	1
ACVG42	4B + 14H - 250
ACVG43	36
ACVG44	16
ACVG45	4
ACVG48	4
ACVG29	2

GLASMATEN
DIMENSIONS DES VITRAGES 6X B/6-94 H-206
GLASSIZES
GLASSMASSE



MAXIMAAL VLEUGELGEWICHT
POIDS MAXIMUM PAR VANTAIL
MAXIMAL FLUGELGEWICHT
MAX. WEIGHT OF THE VENT
200 KG

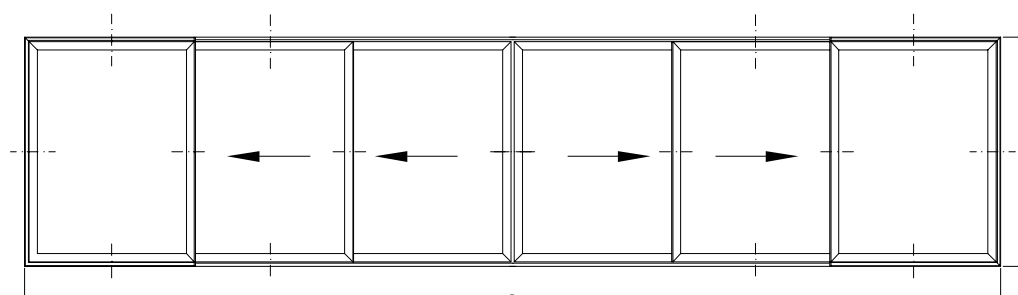
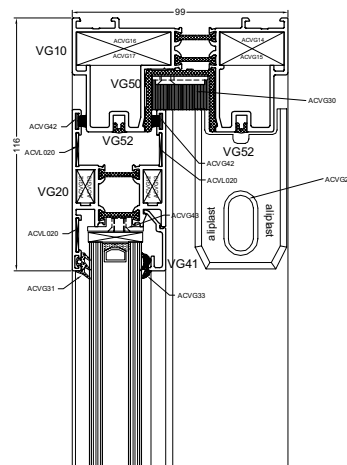
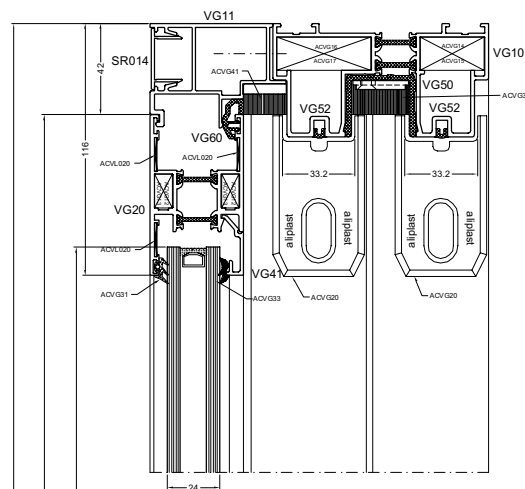


6 VLEUGELIG SCHUIFRAAM
FENETRE COULISSANTE 6 VANTAUX
SCHIEBEFENSTER 6 FLUGEL
SLIDING WINDOW WITH 6 PANELS

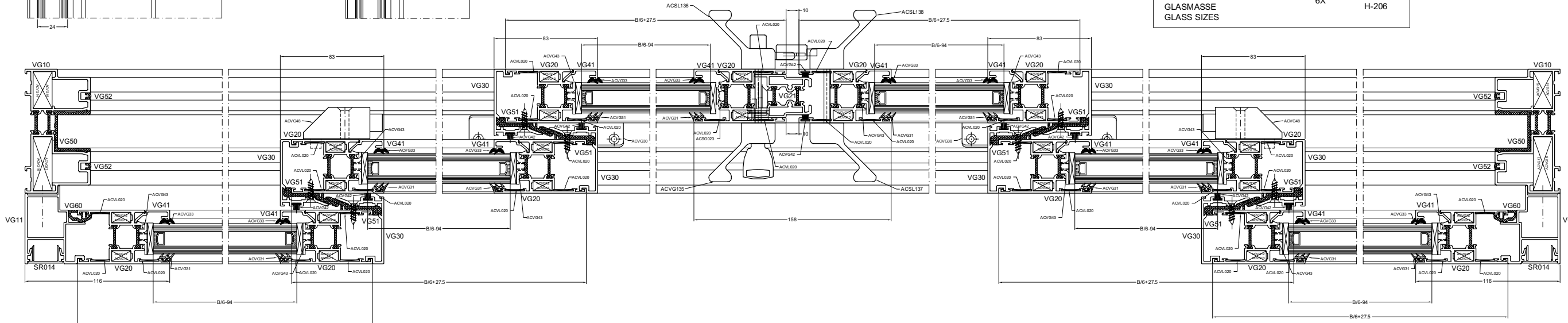
ZAAGTABELLEN - TABLES DE SCIAGES - ZUSCHNITT-TABELLEN - SAWING TABLES

PROFIENEN PROFILS PROFILE PROFILES

VG10		2	B
VG10		2	H
VG20		12	B/6+27.5
VG20		12	H-84
VG21		1	H-124
VG11		2	B/6+69
VG11		2	B/6+69
VG11		2	H
SR014		2	B/6+67
SR014		2	B/6+67
SR014		2	H-4
VG30		6	H-84
VG30		2	H
VG4*		12	B/6-80
VG4*		12	H-232
VG50		2	B-47
VG50		2	H-47
VG51		8	H-84
VG52		2	B-104
VG52		4	H-109
VG53A		2	B-94
VG60		2	B/6+35
VG60		2	B/6+35
VG60		2	H-70

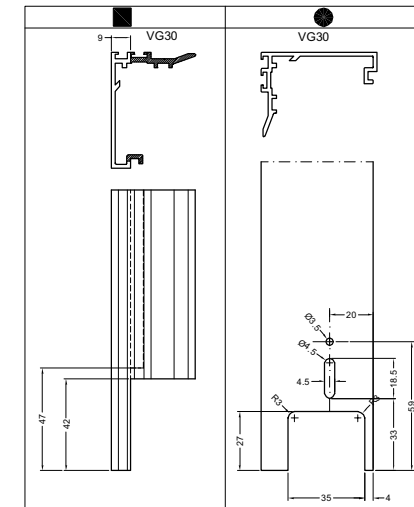
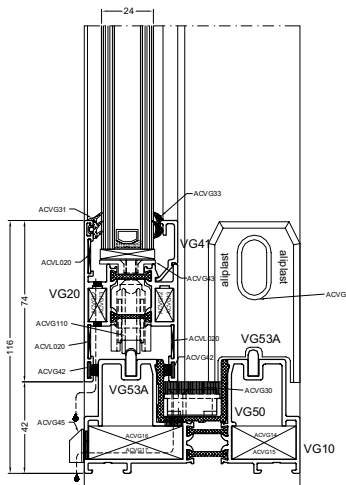
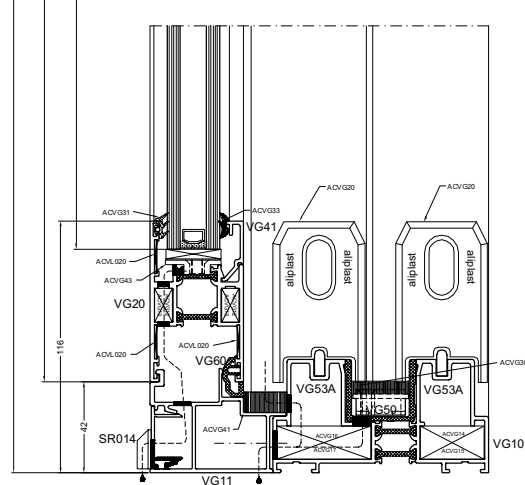


GLASMATEN
DIMENSIONS DES VITRAGES 6X B/6-94
GLASSMASSE H-206
GLASS SIZES



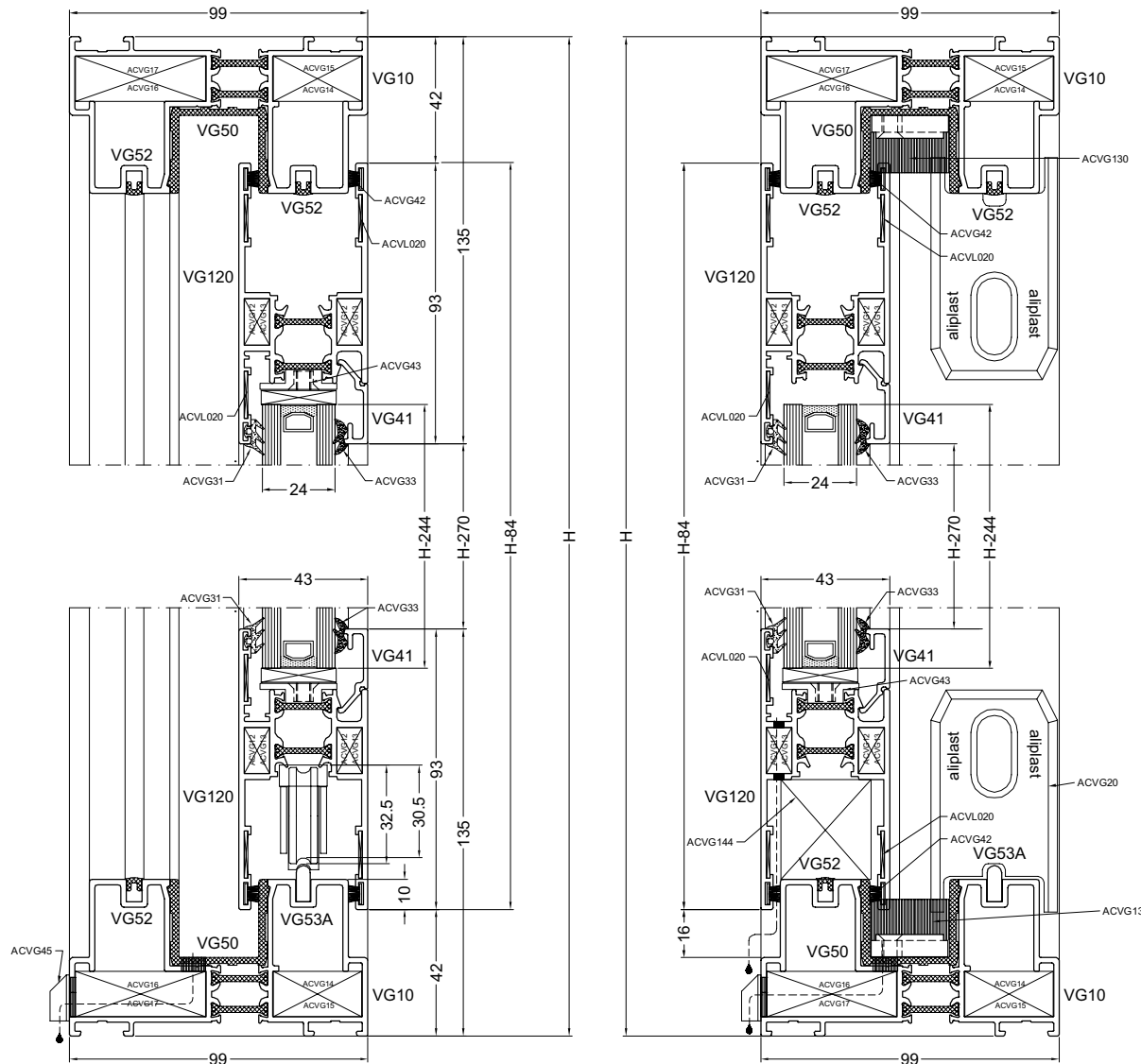
TOEBEHOREN ACCESSOIRES
ZUBEHÖRTEILE ACCESSORIES

ACVG110	8
ACVL020	72
ACVG12/13	48
ACVG14/15	4
ACVG16/17	4
ACVG20	12
ACVG30	2
ACVG31	2B + 12H - 1700
ACVG3*	2B + 12H - 1700
ACVG134	1
ACVG135	1
ACSL136	1
ACSL137	1
ACSL138	1
ACVG40	4
ACVG41	2
ACVG42	16x(B/6) + 12H - 300
ACVG43	32
ACVG45	4
ACVG48	2
ACVG29	2



MAXIMAAL VLEUGELGEWICHT
POIDS MAXIMUM PAR VANTAIL
MAXIMAL FLUGELGEWICHT
MAX. WEIGHT OF THE VENT

200 KG

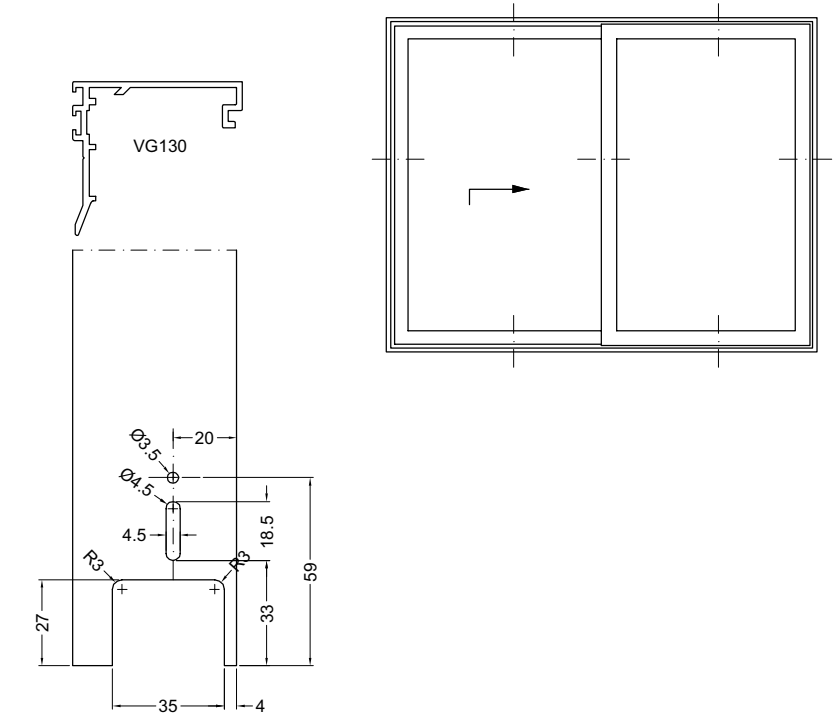


PROFIELEN PROFILES PROFILE PROFILS

VG10		2		B
VG10		2		H
VG120		4		B/2
VG120		4		H-84
VG130		2		H-84
VG4*		4		(B/2)-146
VG4*		4		H-270
VG50		2		B-47
VG50		2		H-47
VG54		2		H-84
VG52		3		B-104
VG52		4		H-104
VG53A		1		B-92

TOEBEHOREN ACCESSOIRES
ZUBEHÖRTEILE ACCESSORIES

ACVG275	1			
ACVL020	24			
ACVG12/13	16			
ACVG14/15	4			
ACVG16/17	4			
ACVG20	4			
ACVG130	1			
ACVG31	(2x(B-330))+4x(H-250)			
ACVG3*	(2x(B-330))+4x(H-250)			
ACVG42	(6x(H-84))+8x(B/2)			
ACVG43	7			
ACVG144	4 (5)			
ACVG45	2			
ACVG48	1			
ACVG140	2			
ACVG281	1			
ACVG285	1	of/ou	ACVG286	1
ACMX01602	1	oder/or	ACMX01615	1

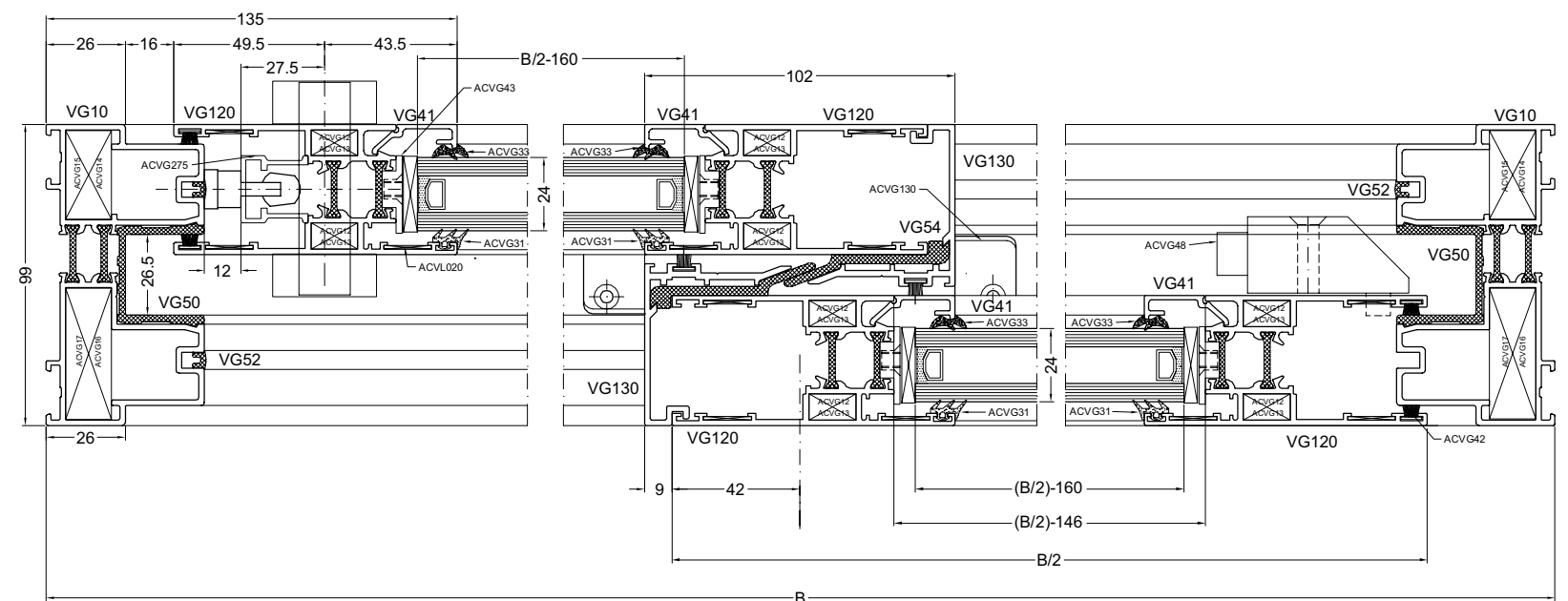


GLASMATEN
DIMENSIONS DES VITRAGES
GLASMASSE
GLASS SIZES

2x (B/2)-160 / H-244

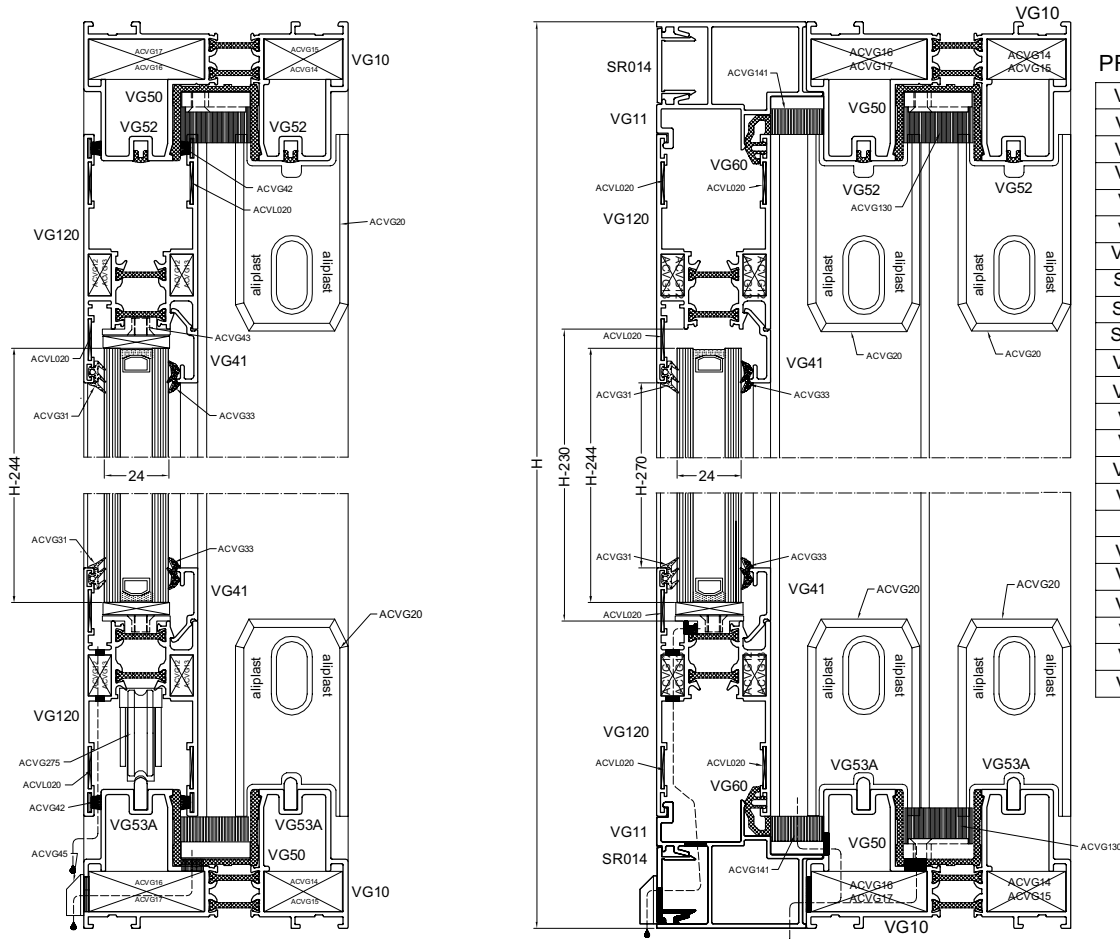
MAXIMAAL VLEUGELGEWICHT
POIDS MAXIMUM PAR VANTAIL
MAXIMAL FLUGELGEWICHT
MAX. WEIGHT OF THE VENT

150 KG



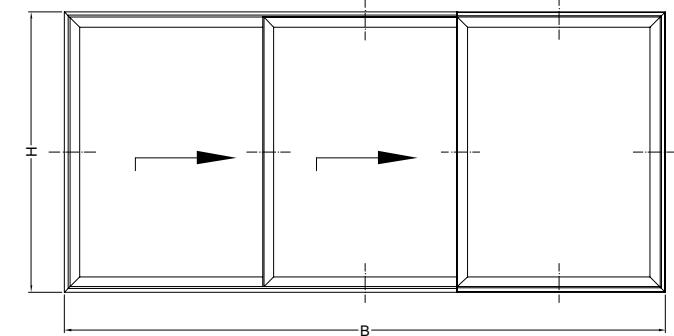
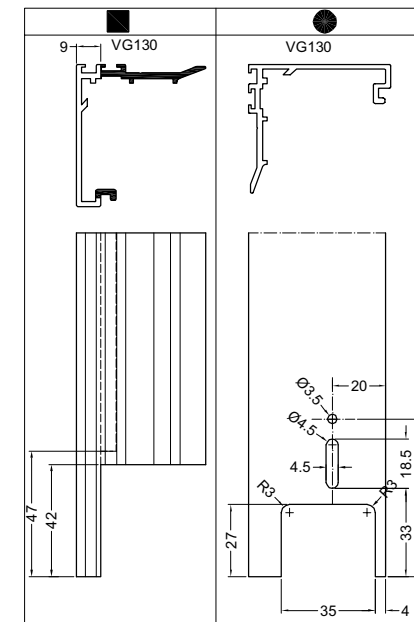
3 VLEUGELIGE HEFSCHUIFDEUR
LEVANT COULISSANTE 3 VANTAUX
SCHIEBETUR 3 FLUGEL
LIFT SLIDING DOOR WITH 3 PANELS

ZAAGTABELLEN - TABLES DE SCIAGES - ZUSCHNITT-TABELLEN - SAWING TABLES



PROFIEN PROFILES PROFILE PROFILS

VG10		2	B
VG10		2	H
VG120		6	B/3+28
VG120		6	H-84
VG11		1	B/3+70
VG11		1	B/3+70
VG11		1	H
SR014		1	B/3+68
SR014		1	B/3+68
SR014		1	H-4
VG130		3	H-84
VG130		1	H
VG4*		6	B/3-118
VG4*		6	H-270
VG50		2	B-47
VG50		2	H-47
VG54		4	H-84
VG52		2	B-104
VG52		4	H-104
VG53A		2	B-92
VG60		1	B/3+43
VG60		1	B/3+43
VG60		1	H-69

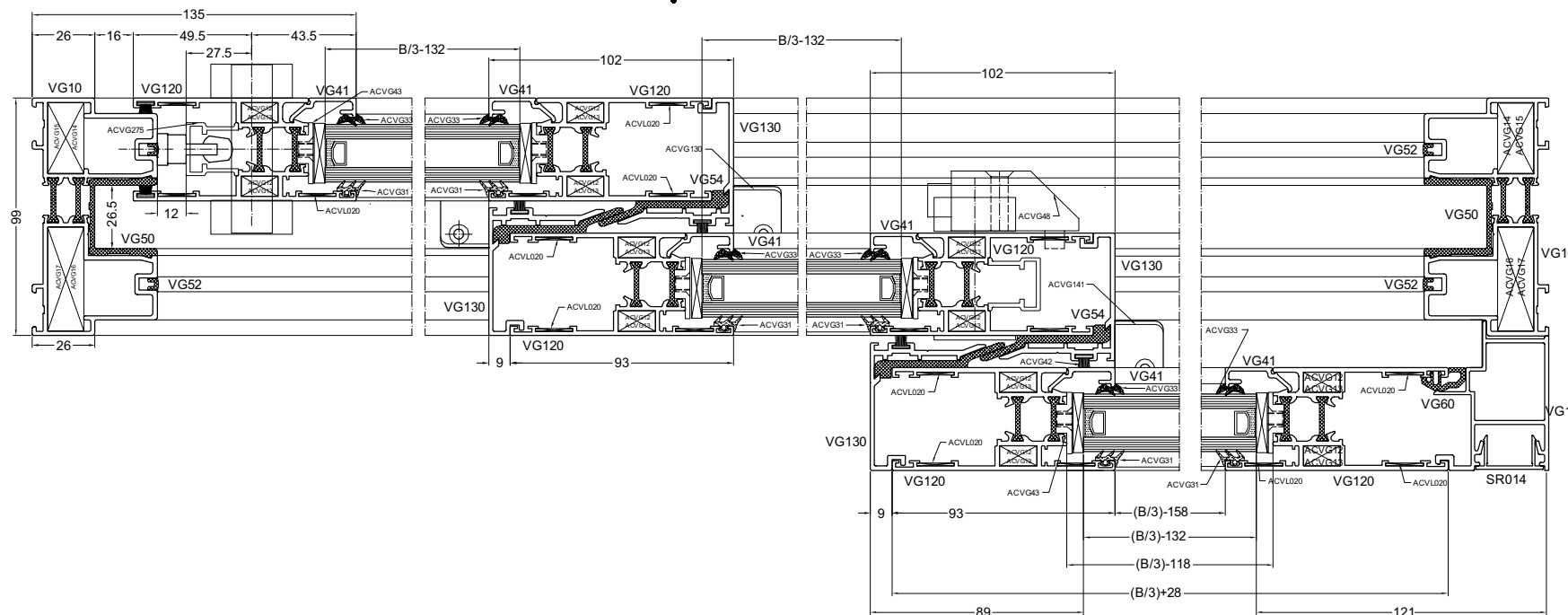


GLASMATEN
DIMENSIONS DES VITRAGES
GLASMASSE
GLASS SIZES

3X (B/3)-132
H-244

MAXIMAAL VLEUGELGEWICHT
POIDS MAXIMUM PAR VANTAIL
MAXIMAL FLUGELGEWICHT
MAX. WEIGHT OF THE VENT

150 KG

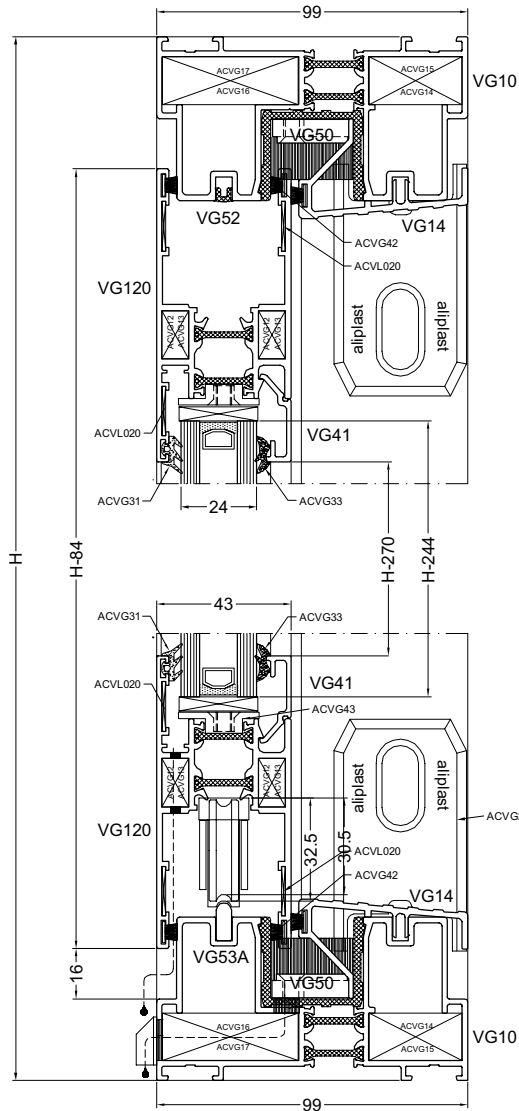
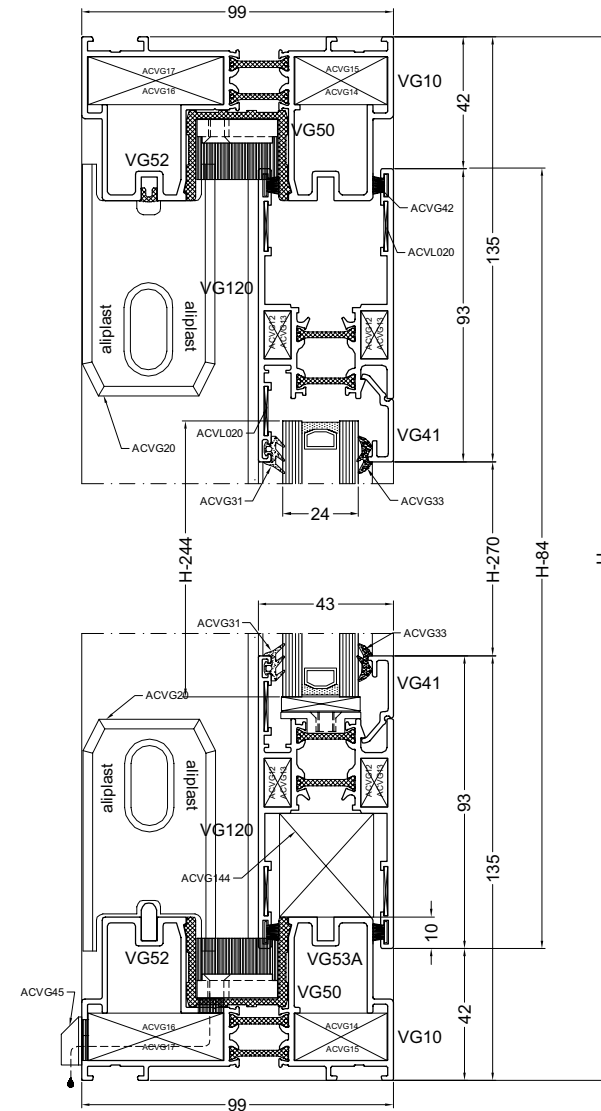


TOEBEHOREN ACCESSOIRES
ZUBEHORTEILE ACCESSORIES

ACVL020	36
ACVG12/13	24
ACVG14/15	4
ACVG16/17	4
ACVG20	6
ACVG31	6H + 2B - 2000
ACVG3*	6H + 2B - 2000
ACVG140	2
ACVG141	1
ACVG42	6H + 8*(B/3) - 280
ACVG43	12
ACVG45	2
ACVG48	1
ACVG130	1
ACVG281	1
ACVG285/286xx	1
ACVG285	1
ACMX01615	1
ACVG275	2

4 VLEUGELIGE HEFSCHUIFDEUR
LEVANT COULISSANTE 4 VANTAUX
SCHIEBETUR 4 FLUGEL
LIFT SLIDING DOOR WITH 4 PANELS

ZAAGTABELLEN - TABLES DE SCIAGES - ZUSCHNITT-TABELLEN - SAWING TABLES

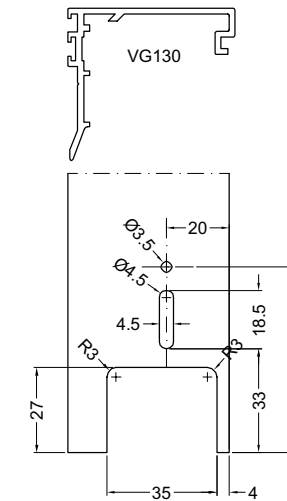
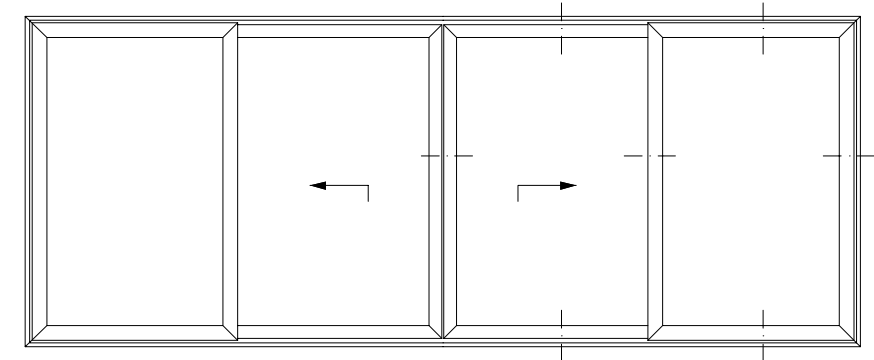


PROFIELEN PROFILES PROFILE PROFILS

VG10		2		B
VG10		2		H
VG120		8		(B/4)+20
VG120		8		H-84
VG21		1		H-124
VG130		4		H-84
VG4*		8		(B/4)-126
VG4*		8		H-270
VG50		2		B-47
VG50		2		H-47
VG54		4		H-84
VG52		1		B-104
VG52		2		H-104
VG53A		1		B-92
VG14		2		B/2-142

TOEBEHOREN ACCESSOIRES
ZUBEHÖRTEILE ACCESSORIES

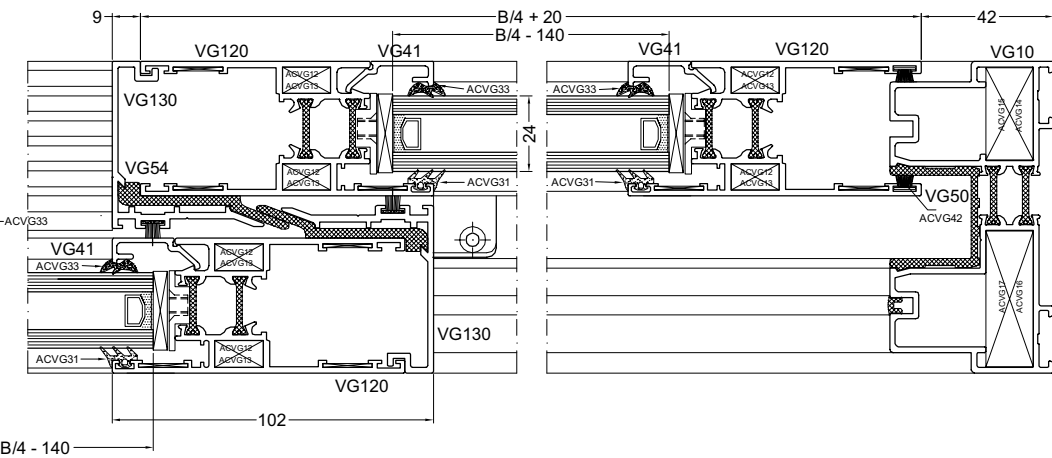
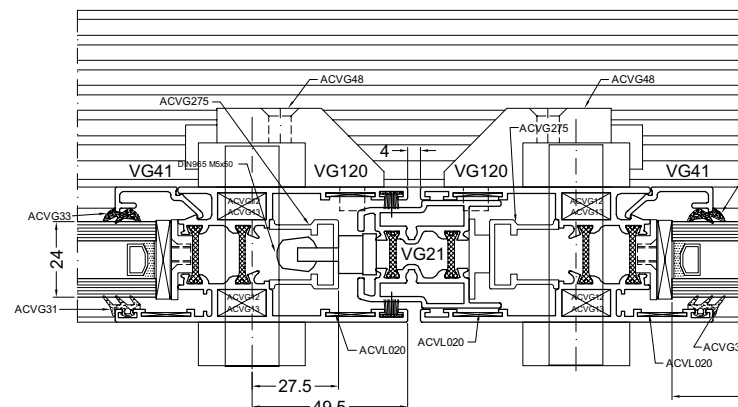
ACVG275	2
ACVG221	1
ACVL020	48
ACVG12/13	32
ACVG14/15	4
ACVG16/17	4
ACVG20	8
ACVG130	2
ACVG31	(2xB)+(8xH)-2620
ACVG3*	(2xB)+(8xH)-2620
ACVG42	(6x(H-84))+(8x(B/2))
ACVG43	14
ACVG144	8 (10)
ACVG45	2
ACVG48	2
ACVG140	2
ACVG281	2
ACVG285/286XX	2
ACMX01615	2
ACVG18	2

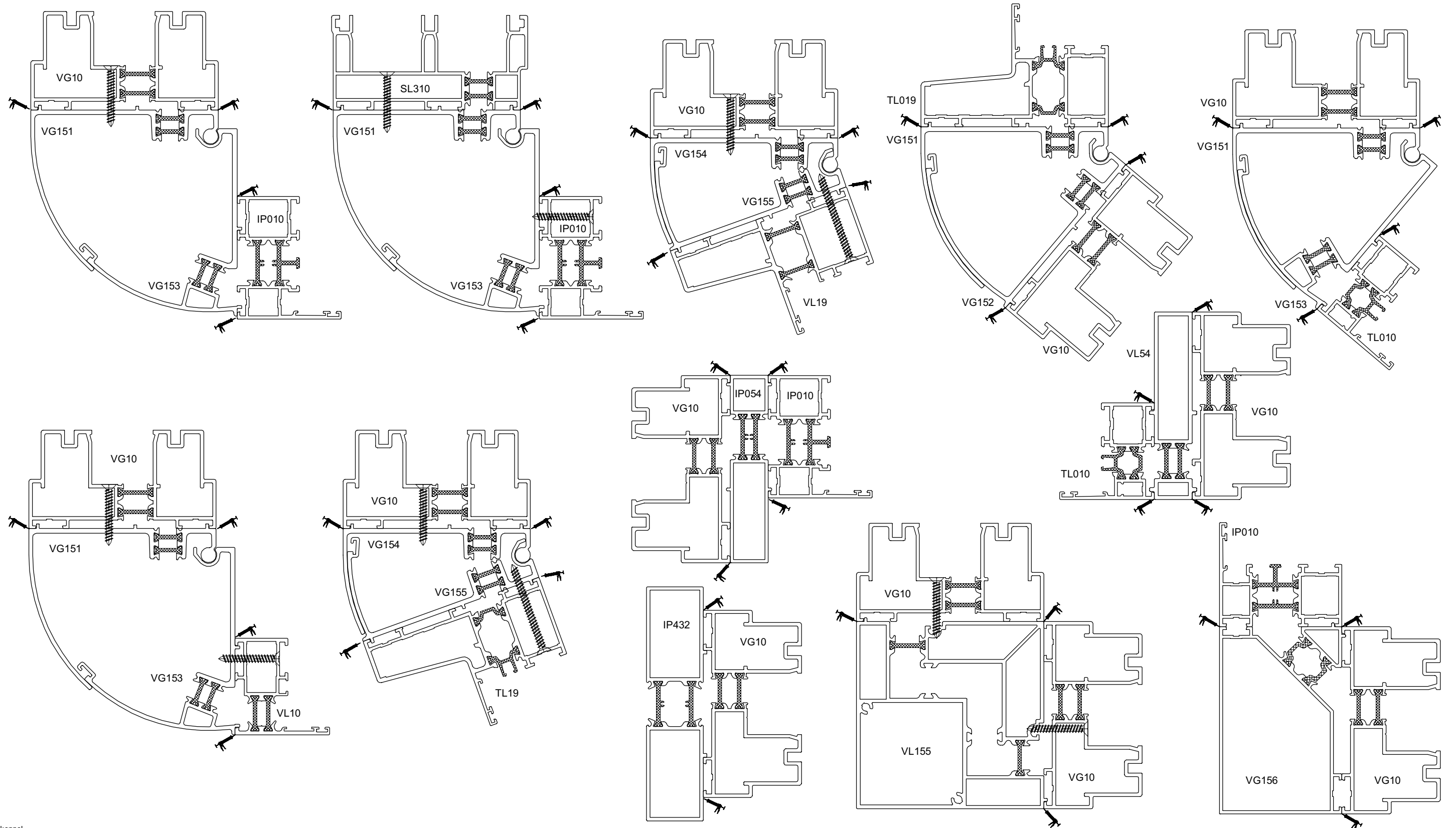


GLASMATEN
DIMENSIONS DES VITRAGES
GLASSIZES
GLASSMASSE
GLASS SIZES
4x (B/4)-140 / H-244

MAXIMAAL VLEUGELGEWICHT
POIDS MAXIMUM PAR VANTAIL
MAXIMAL FLUGELGEWICHT
MAX. WEIGHT OF THE VENT

150 KG

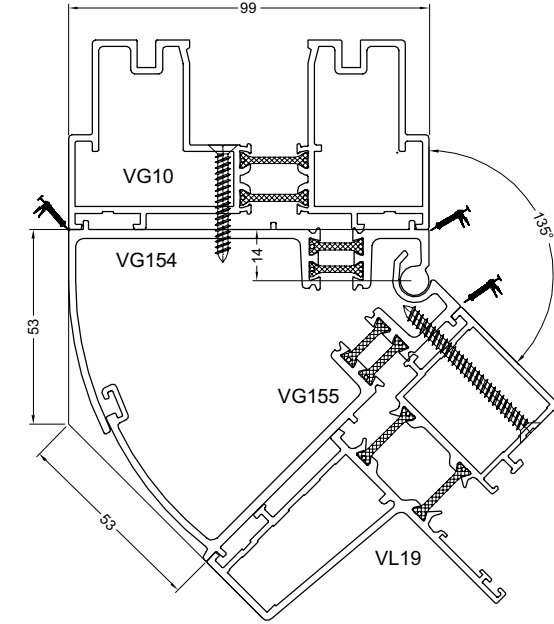
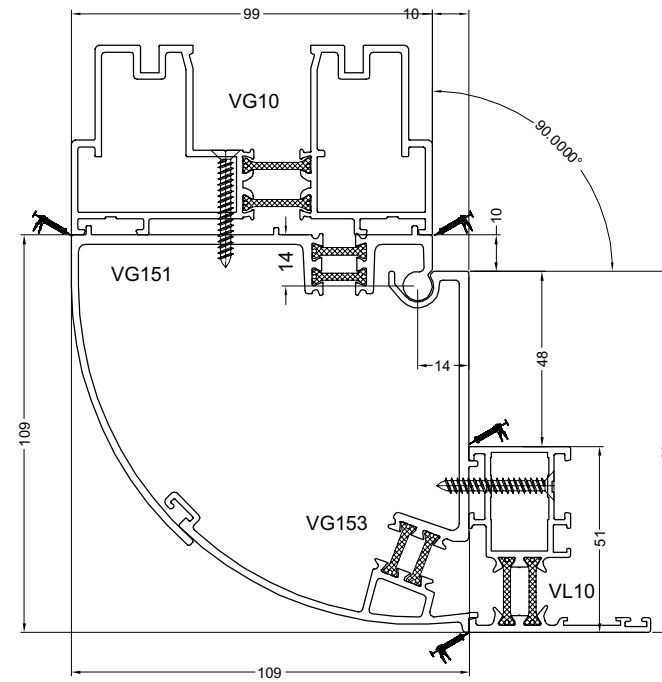
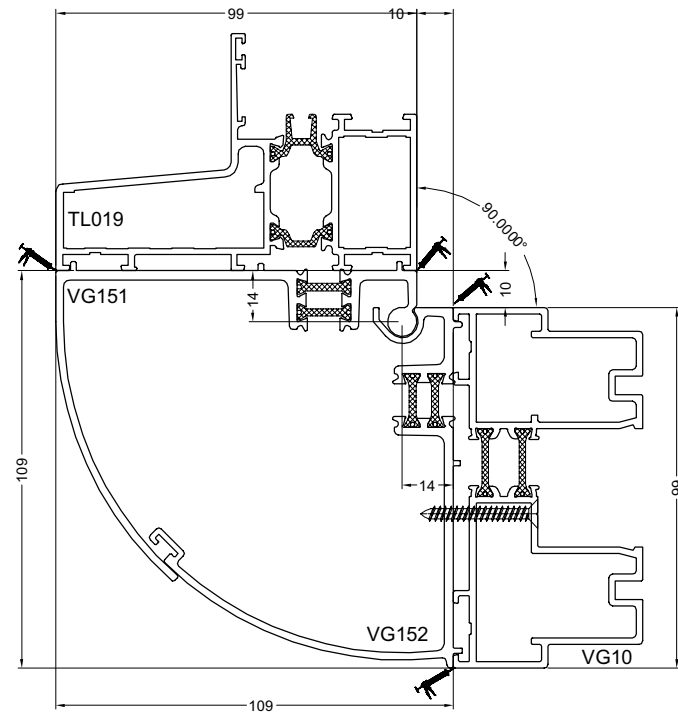




koppel

VARIABLE HOEKPROFIEL
POTEAU D'ANGLE VARIABLE
ECKPROFIL VARIABLE
CORNER PROFILE

WERKTEKENINGEN - DESSINS DE CONSTRUCTION - KONSTRUKTIONZEICHNUNGEN - CONSTRUCTION DRAWINGS



$90^\circ < A < 135^\circ$

$$X = 14 + \frac{95}{\tan \frac{A}{2}}$$

$$Y = 14 - \frac{95}{\tan \frac{A}{2}}$$

$90^\circ < A < 135^\circ$

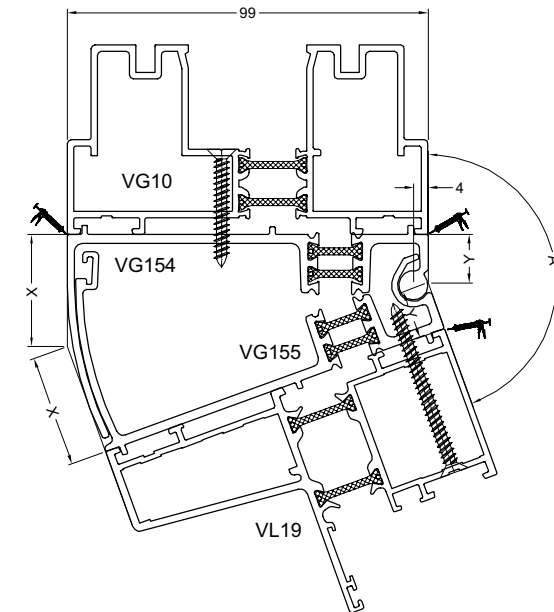
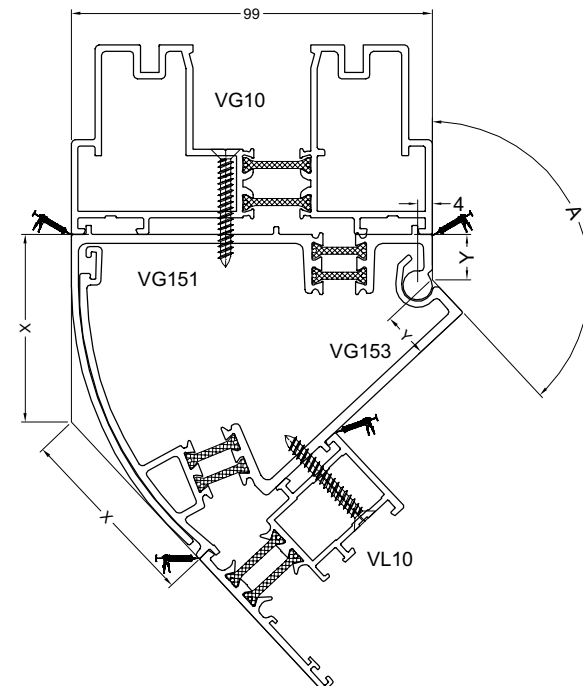
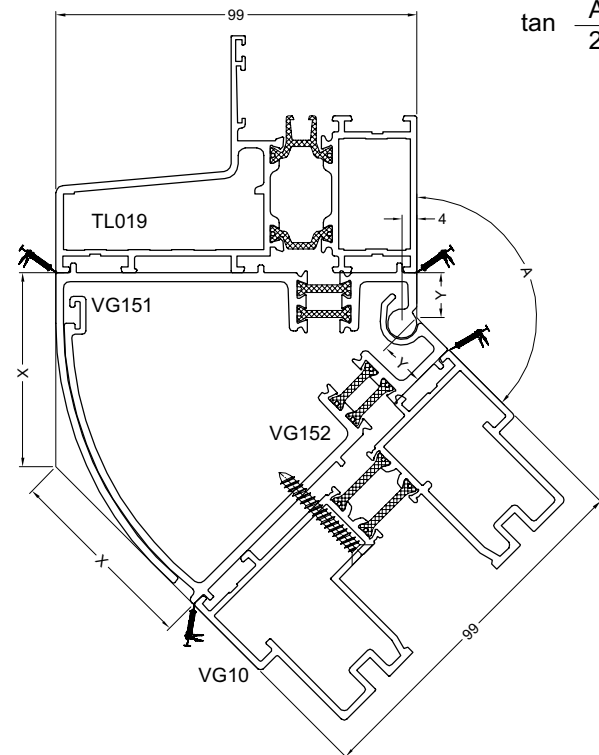
$$X = 14 + \frac{95}{\tan \frac{A}{2}}$$

$$Y = 14 - \frac{95}{\tan \frac{A}{2}}$$

$135^\circ < A < 160^\circ$

$$X = 14 + \frac{95}{\tan \frac{A}{2}}$$

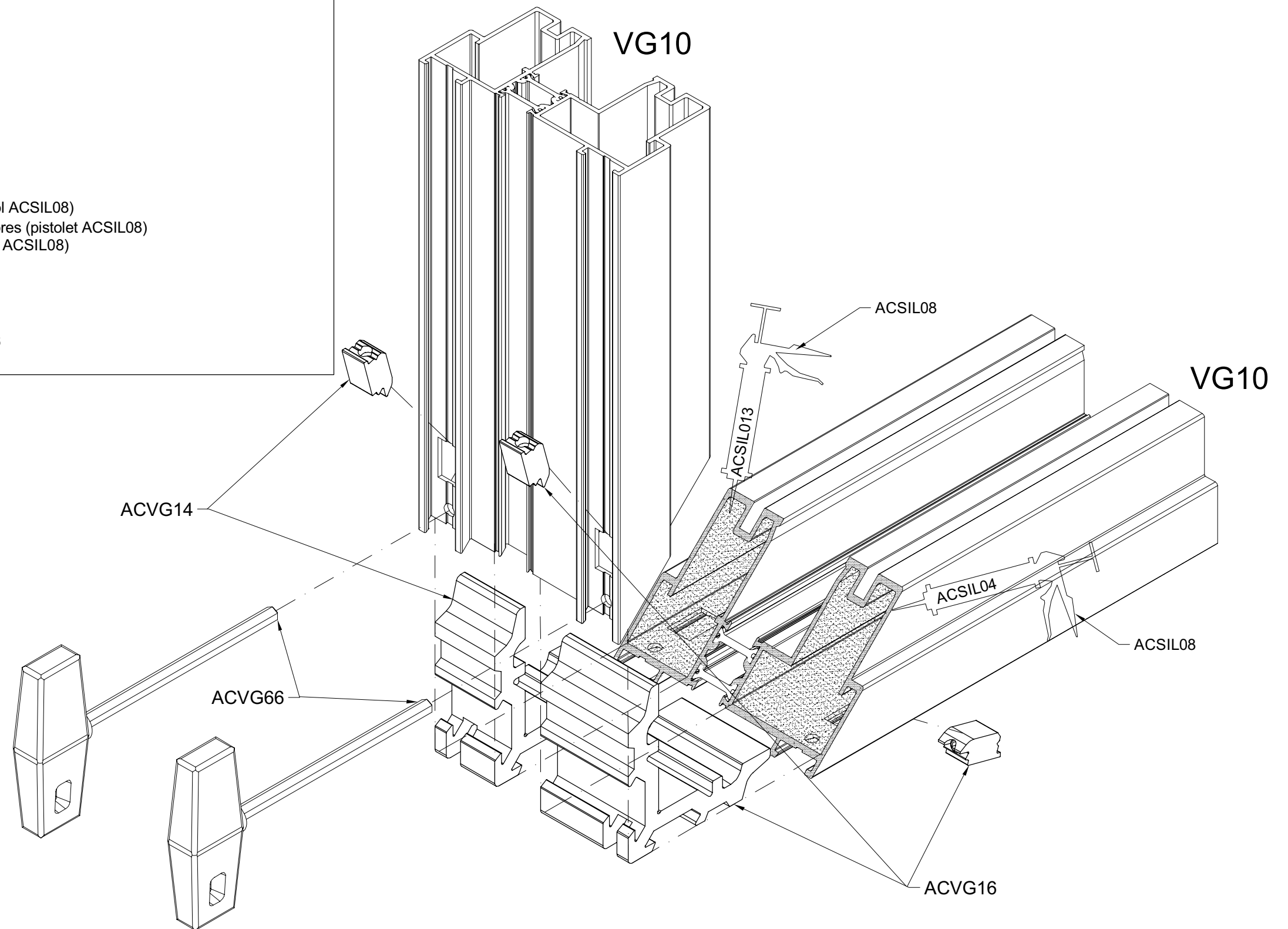
$$Y = 14 - \frac{95}{\tan \frac{A}{2}}$$



MONTAGE SCHROEFHOEK VOOR VG10
MONTAGE CLAME A VISSER POUR VG10
MONTAGE ECKVERBINDER SCHRAUBBAR FÜR VG10
MONTAGE SQUARE COUPLING JOINT FOR VG10

WERKTEKENINGEN - DESSINS DE CONSTRUCTION - KONSTRUKTIONZEICHNUNGEN - CONSTRUCTION DRAWINGS

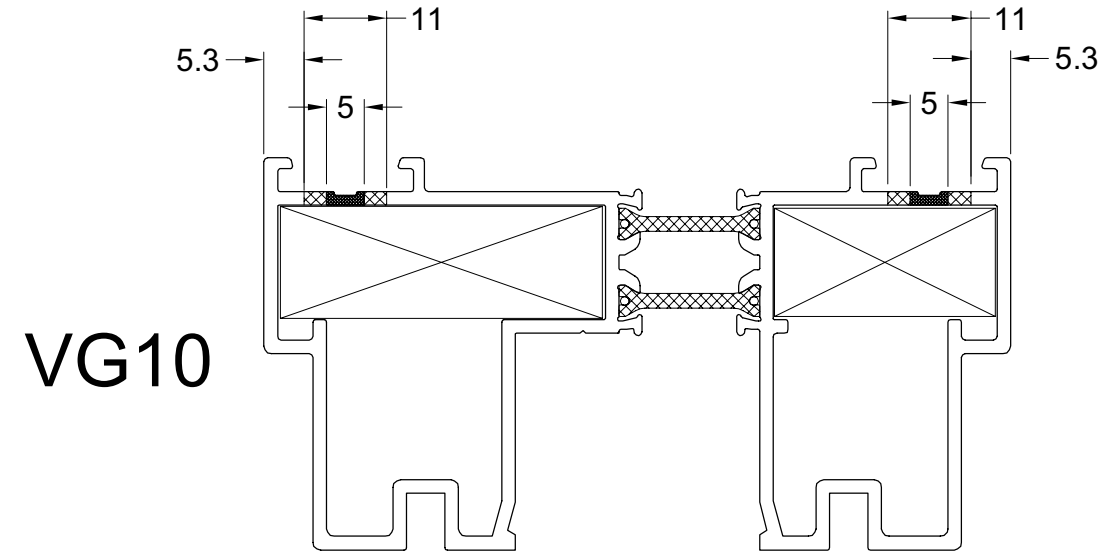
1. Ontvetten van zaagsnede
Degraisser les coupes
Entfetten der Sageßchnitt
Degrease saw cut
2. Afkitten met ACSIL04
Colmater avec ACSIL04
Abdichten mit ACSIL04
Seal with ACSIL04
3. Lijmen in profiel met ACSIL013 (met pistool ACSIL08)
Colle ACSIL013 a mettre dans les chambres (pistolet ACSIL08)
ACSIL013 Klebstoff im Profil (Kleberpistol ACSIL08)
ACSIL013 glue in profile (pistol ACSIL08)
4. Blokjes vastdraaien met ACVG66
Serrer les clames avec ACVG66
Festsetzen der Eckverbinder mit ACVG66
Fixe the cleat corner with ACVG66



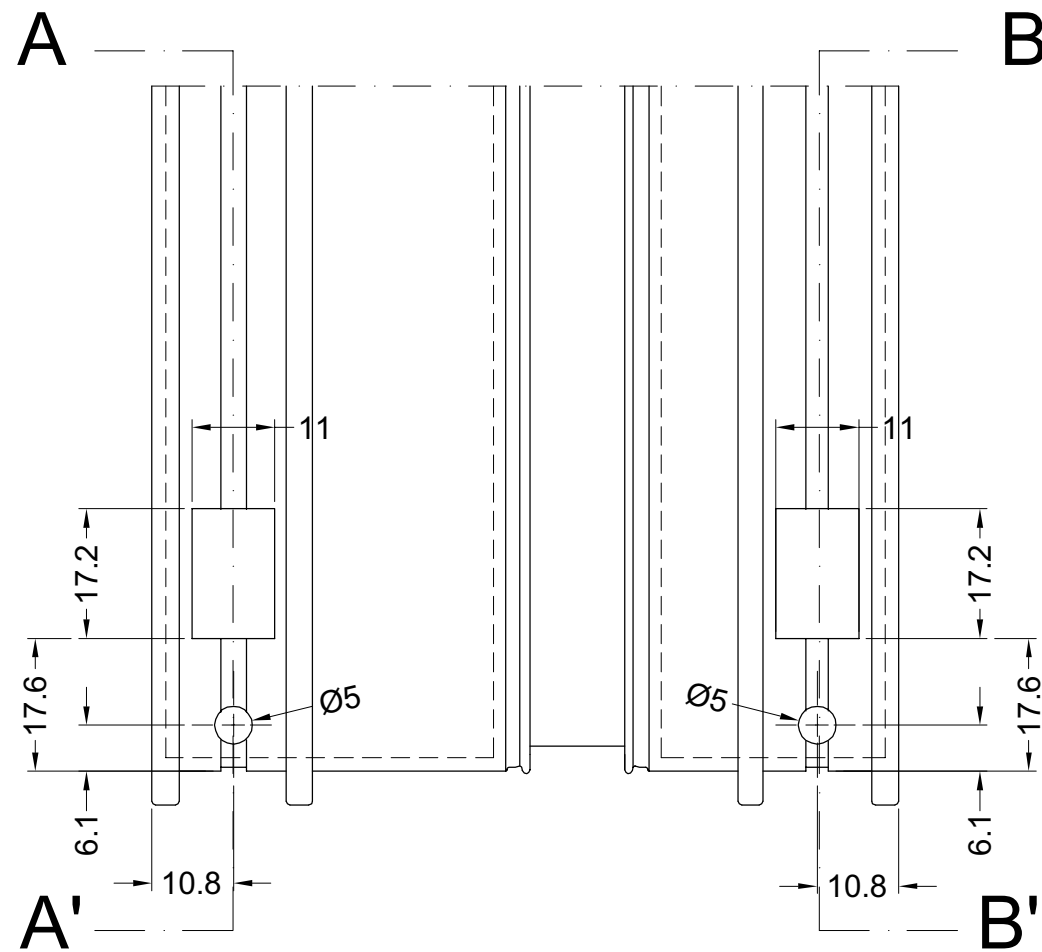
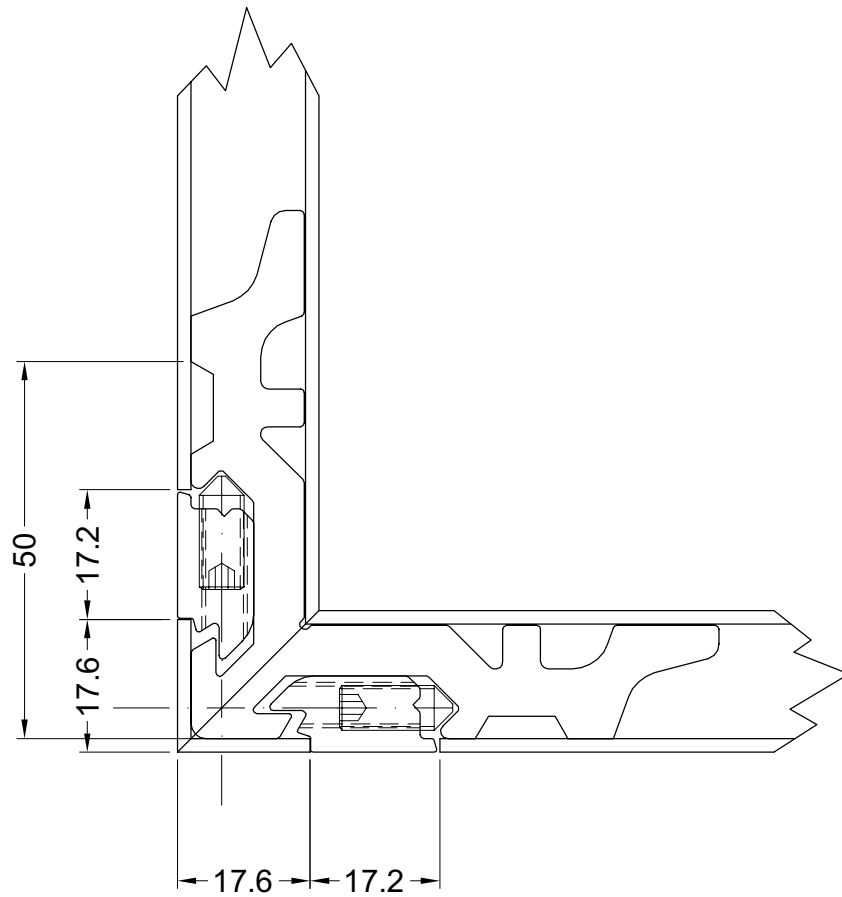
CLAME

MONTAGE SCHROEFHOEK VOOR VG10
 MONTAGE CLAME A VISSER POUR VG10
 MONTAGE ECKVERBINDER SCHRAUBBAR FUR VG10
 MONTAGE SQUARE COUPLING JOINT FOR VG10

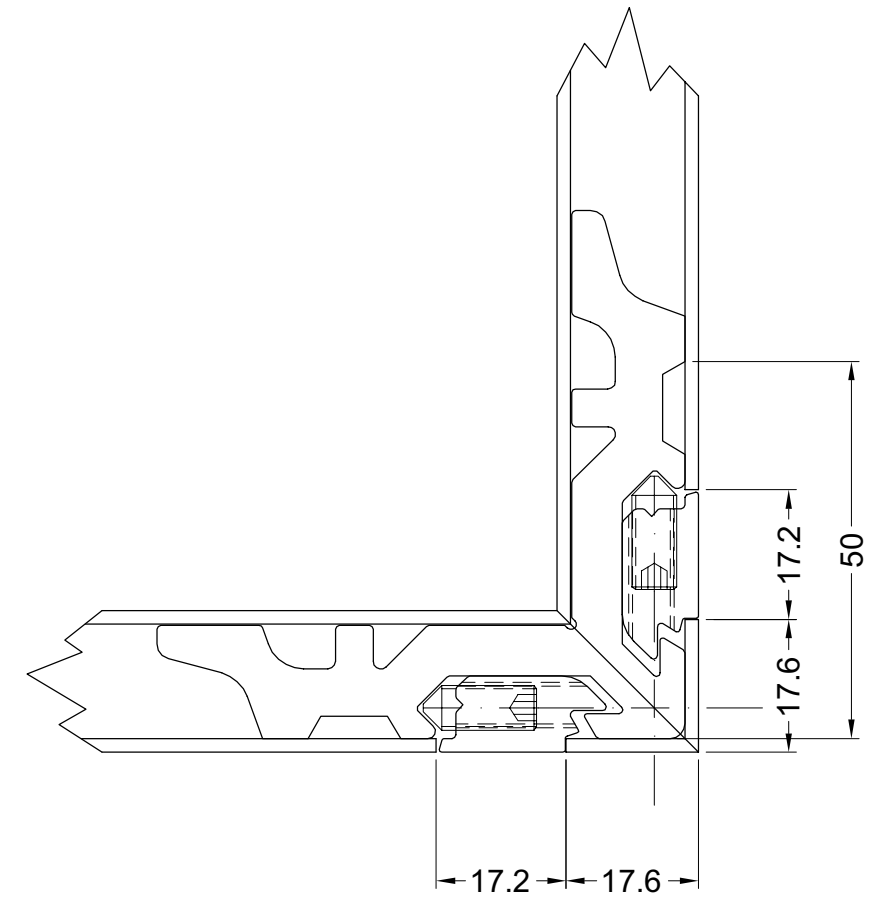
WERKTEKENINGEN - DESSINS DE CONSTRUCTION - KONSTRUKTIONZEICHNUNGEN - CONSTRUCTION DRAWINGS



A-A'

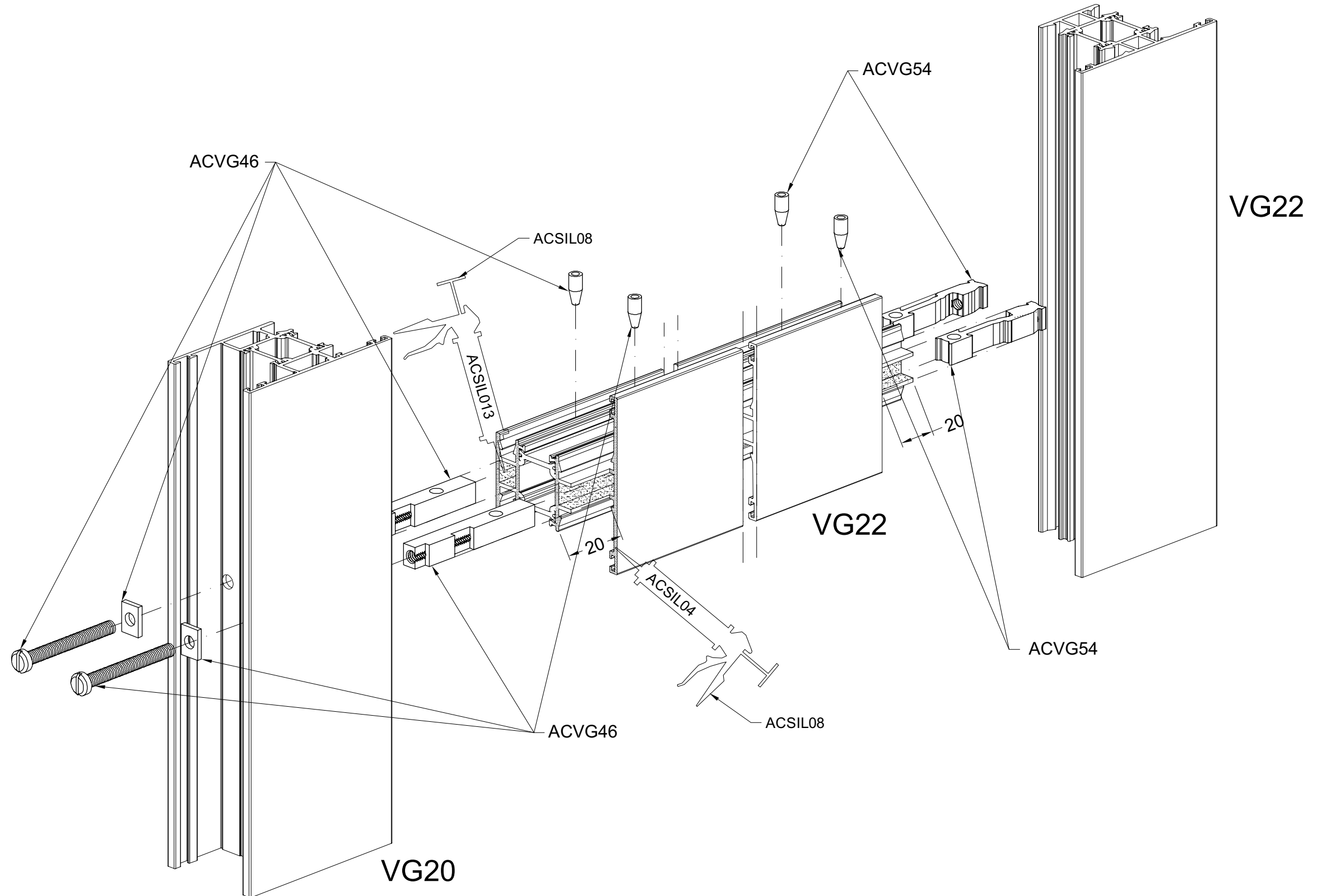


B-B'



MONTAGE T-VERBINDER VOOR VG20/VG22
MONTAGE ASSEMBLAGE-T POUR VG20/VG22
MONTAGE T-VERBINDER FÜR VG20/VG22
MONTAGE T-CONNECTION FOR VG20/VG22

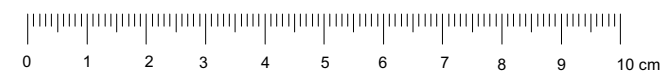
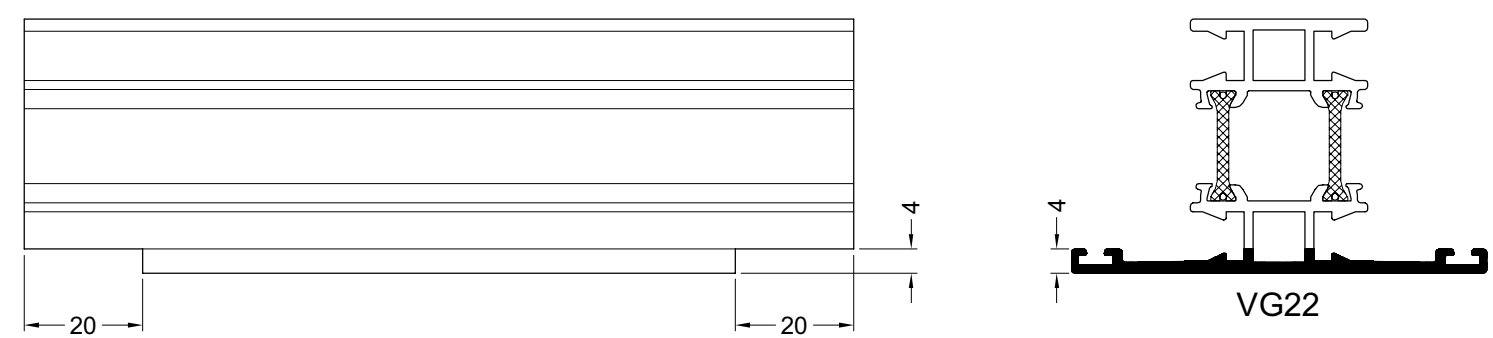
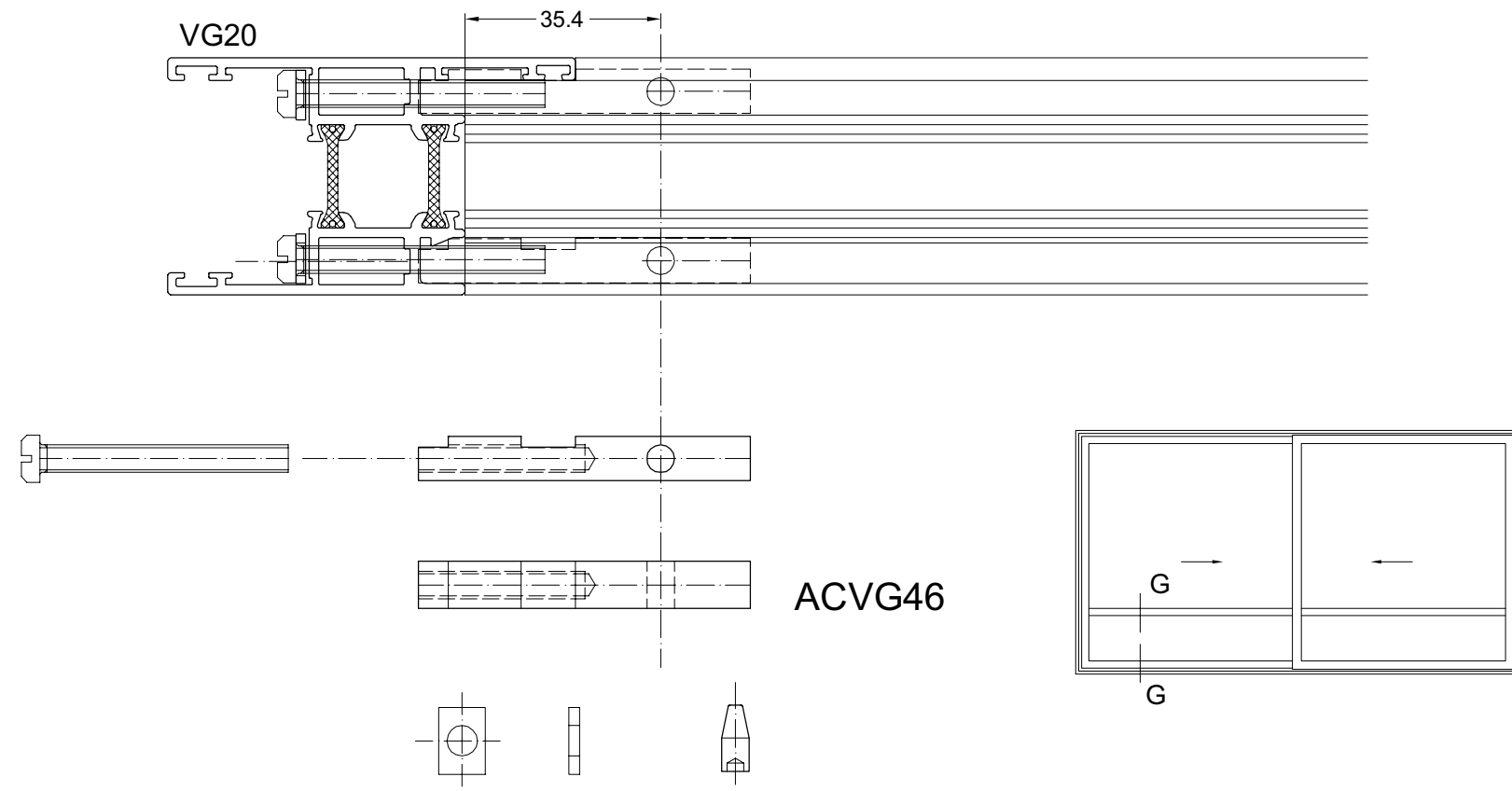
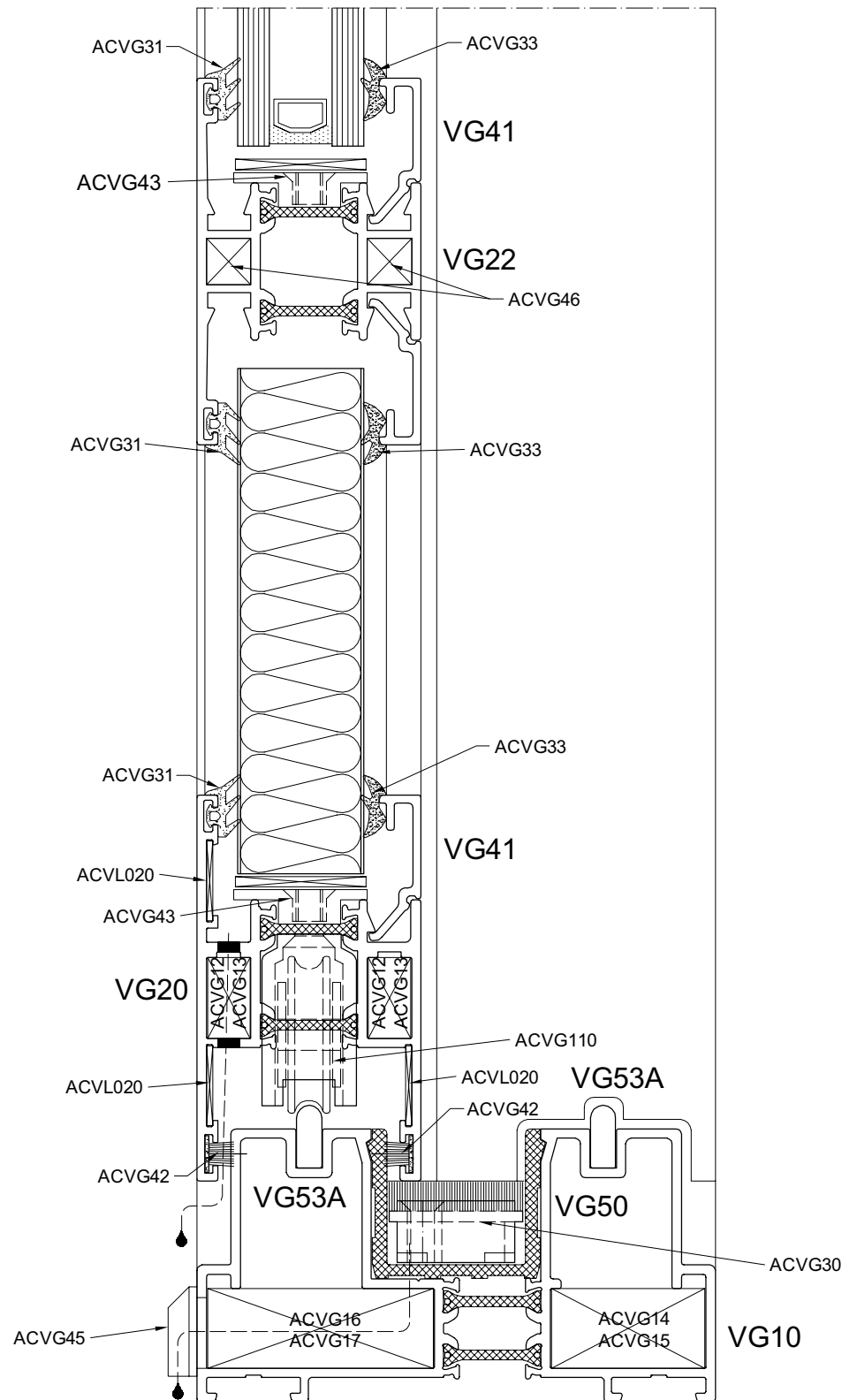
WERKTEKENINGEN - DESSINS DE CONSTRUCTION - KONSTRUKTIONZEICHNUNGEN - CONSTRUCTION DRAWINGS



assembT

MONTAGE ACVG46 IN VG22 MET VG20
MONTAGE ACVG46 DANS VG22 AVEC VG20
MONTAGE ACVG46 IN VG22 MIT VG20
MONTAGE ACVG46 IN VG22 WITH VG20

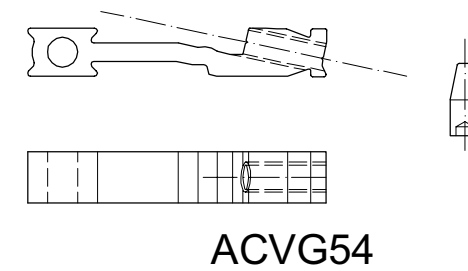
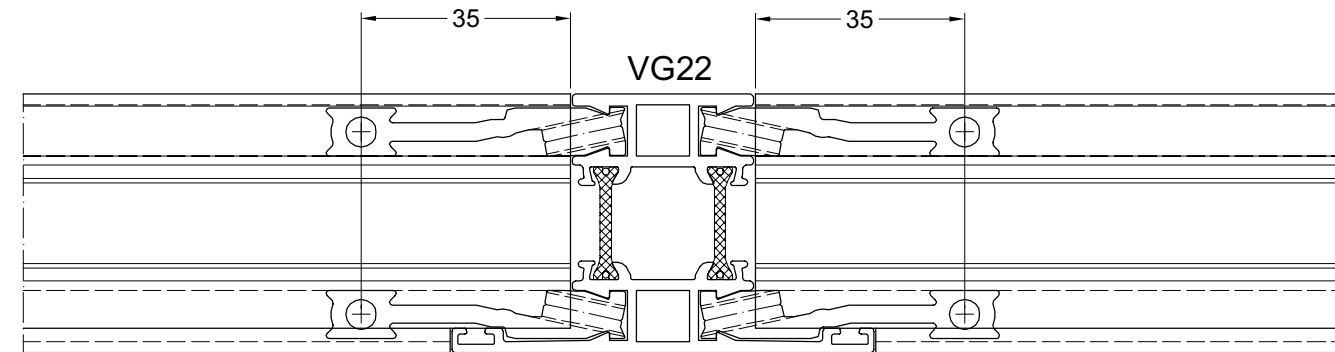
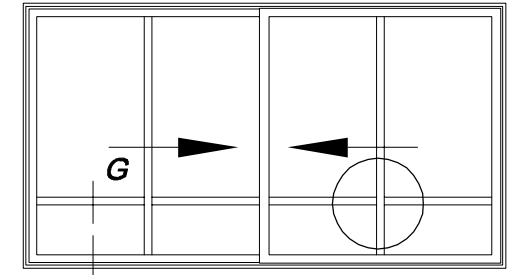
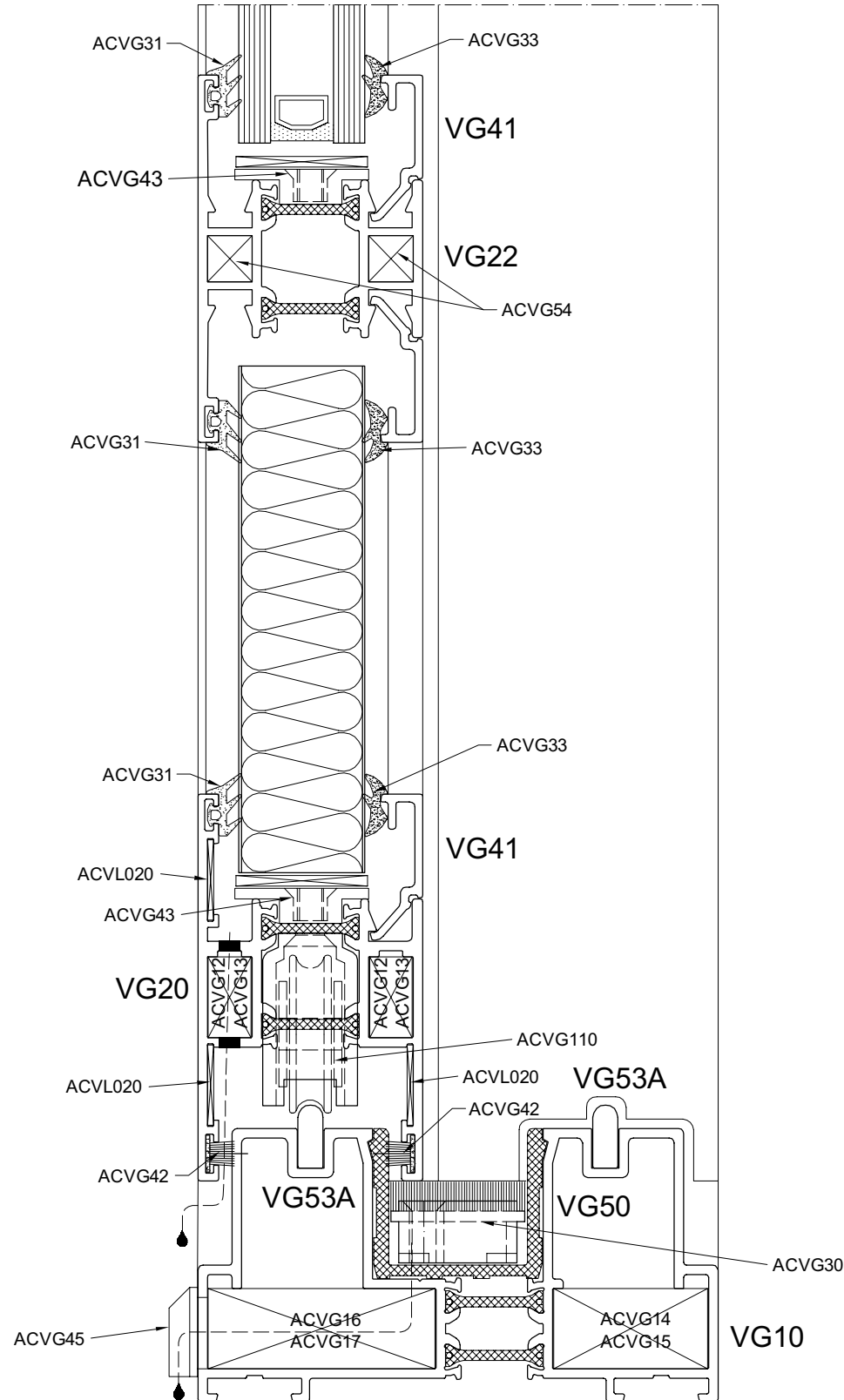
WERKTEKENINGEN - DESSINS DE CONSTRUCTION - KONSTRUKTIONZEICHNUNGEN - CONSTRUCTION DRAWINGS



werkt08

MONTAGE ACVG54 IN VG22 MET VG20
MONTAGE ACVG54 DANS VG22 AVEC VG20
MONTAGE ACVG54 IN VG22 MIT VG20
MONTAGE ACVG54 IN VG22 WITH VG20

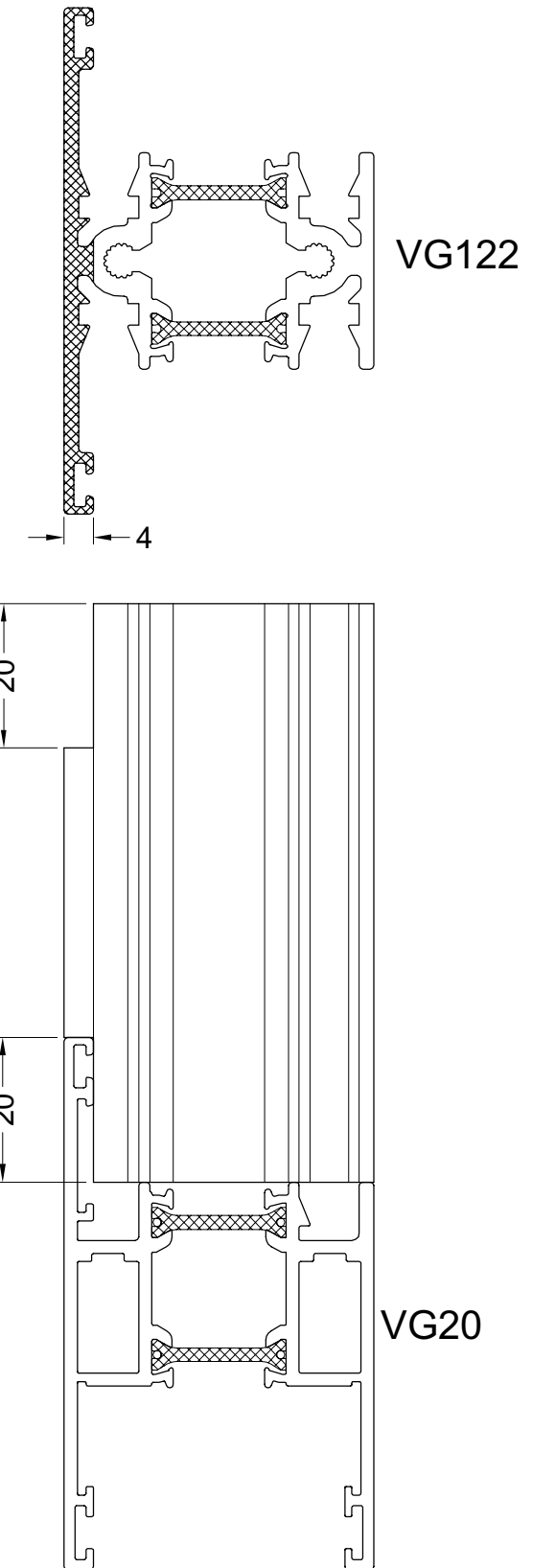
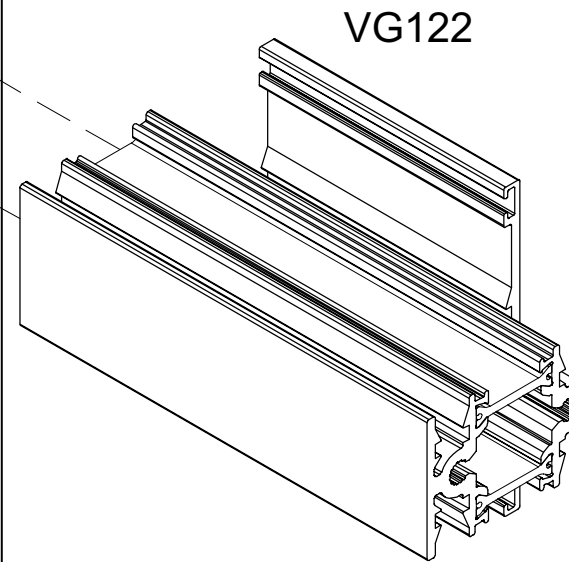
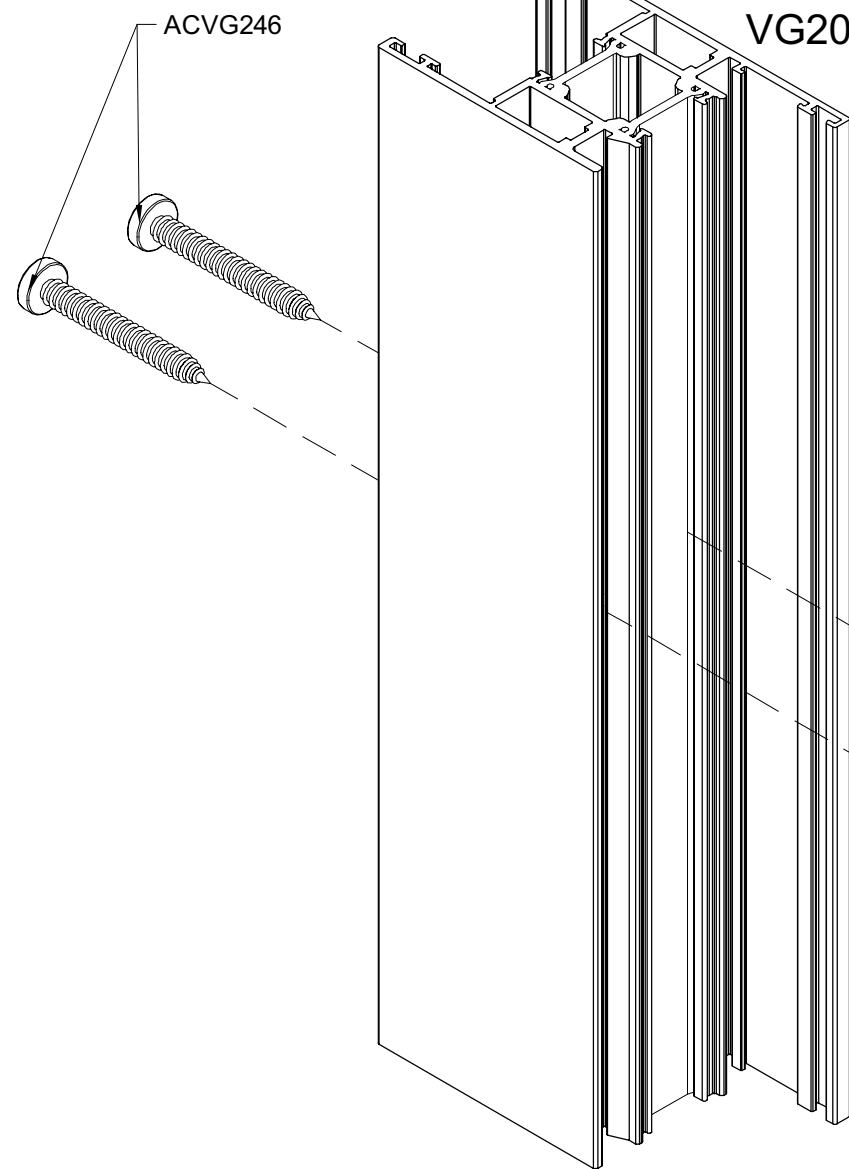
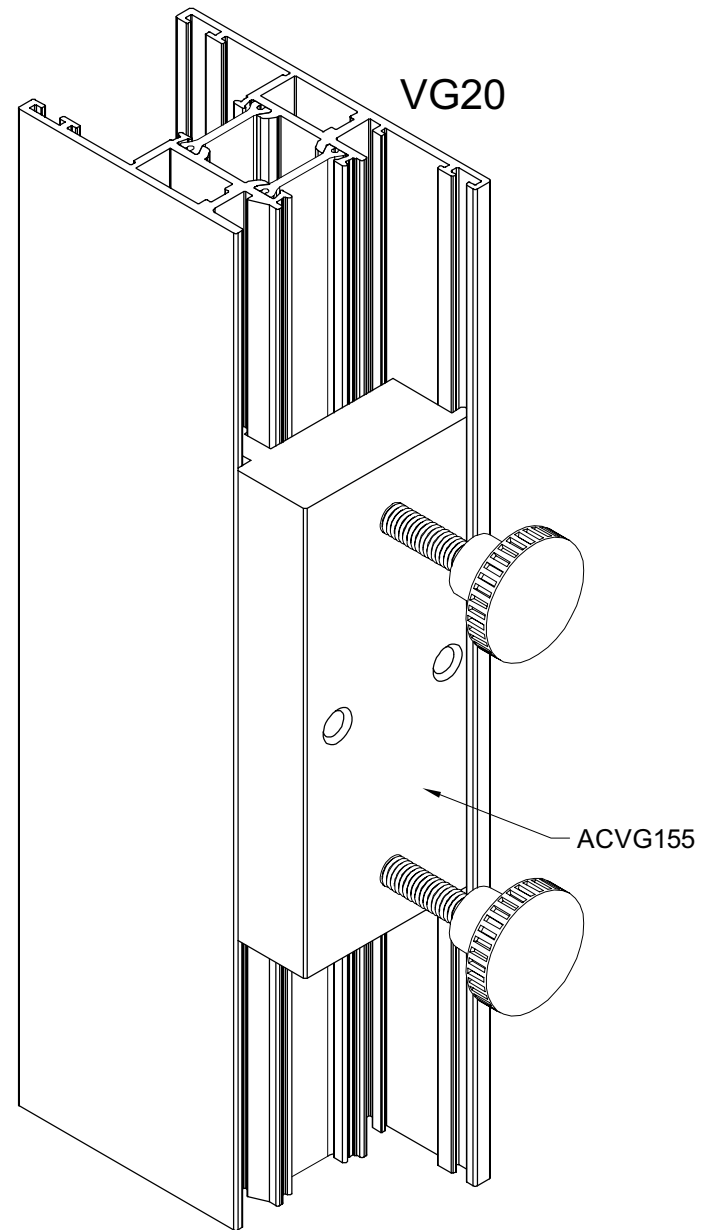
WERKTEKENINGEN - DESSINS DE CONSTRUCTION - KONSTRUKTIONZEICHNUNGEN - CONSTRUCTION DRAWINGS



werkt09

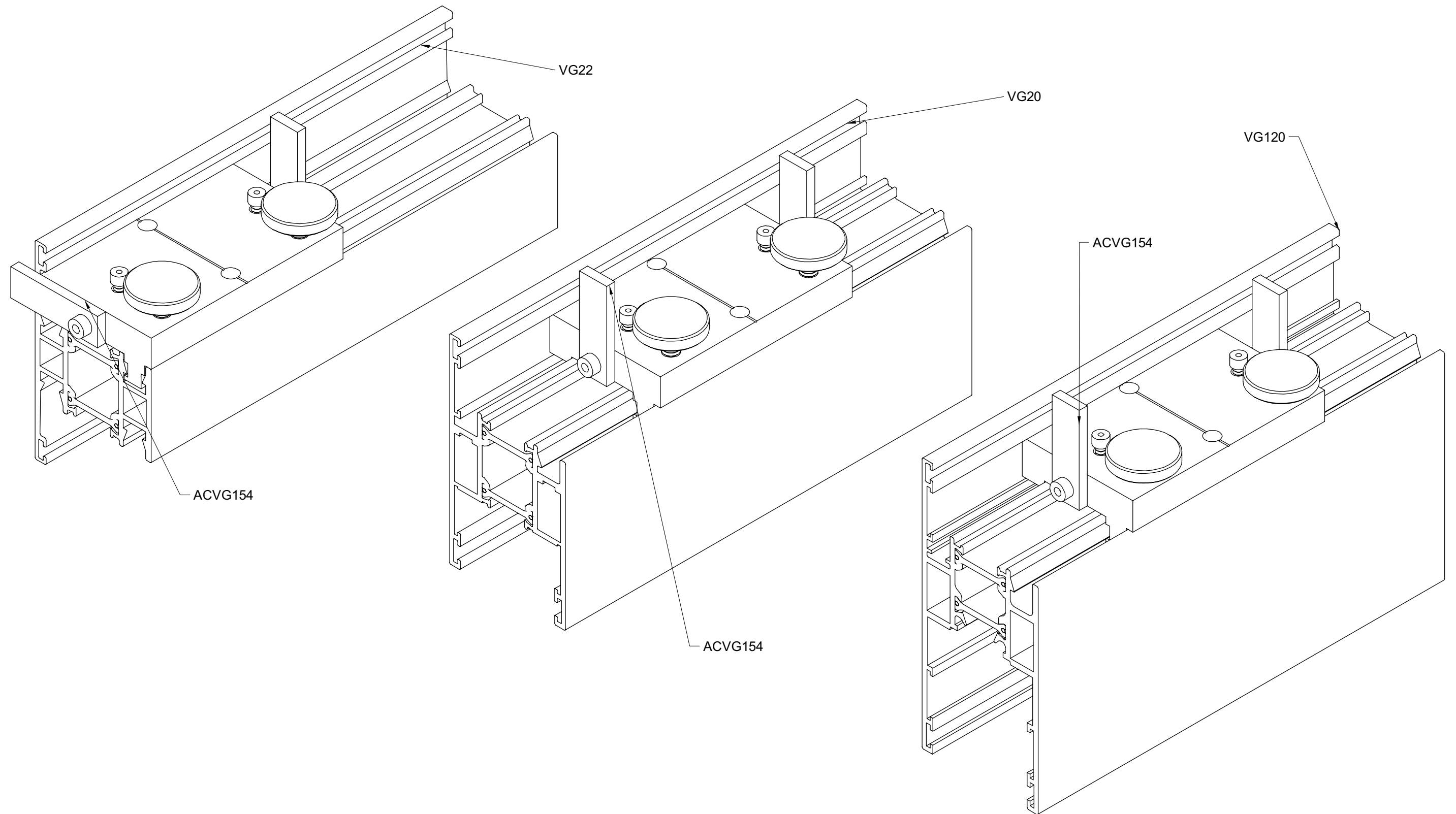
MONTAGE VG20 - VG122
MONTAGE VG20 - VG122
MONTAGE VG20 - VG122
MONTAGE VG20 - VG122

WERKTEKENINGEN - DESSINS DE CONSTRUCTION - KONSTRUKTIONZEICHNUNGEN - CONSTRUCTION DRAWINGS



MONTAGE BOORMAL VOOR T- VERBINDING
MONTAGE GABARIT POUR ASSEMBLAGE-T
MONTAGE BOHRSCABLONE FUR T-VERBINDER
MONTAGE BORING JIG SET FOR T-CONNECTION

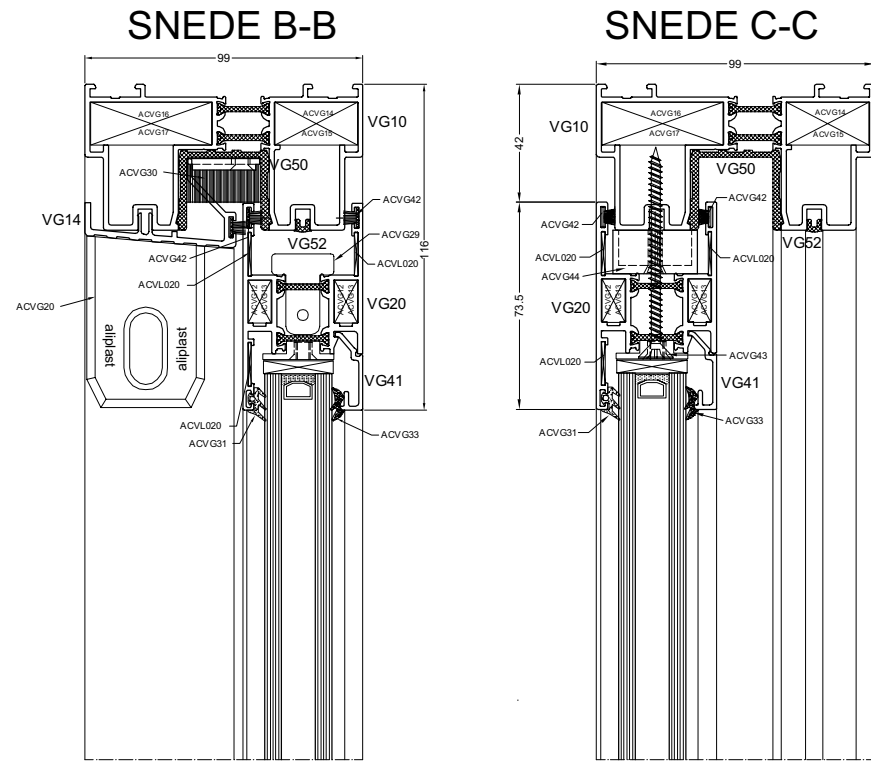
WERKTEKENINGEN - DESSINS DE CONSTRUCTION - KONSTRUKTIONZEICHNUNGEN - CONSTRUCTION DRAWINGS



macvg154

2 VLEUGELIGE SCHUIFDEUR INBRAAKVERTRAGEND
PORTE COULISSANTE 2 VANTAUX ANTI EFFRACTION
SCHIEBETUR 2 FLUGEL EINBRUCHHEMEND
BURGLARY PROOF DOUBLE SLIDING DOOR

WERKTEKENINGEN - DESSINS DE CONSTRUCTION - KONSTRUKTIONZEICHNUNGEN - CONSTRUCTION DRAWINGS



MAXIMAAL VLEUGELGEWICHT
POIDS MAXIMUM PAR VANTAIL
MAXIMAL FLUGELGEWICHT
MAX. WEIGHT OF THE VENT

200 KG

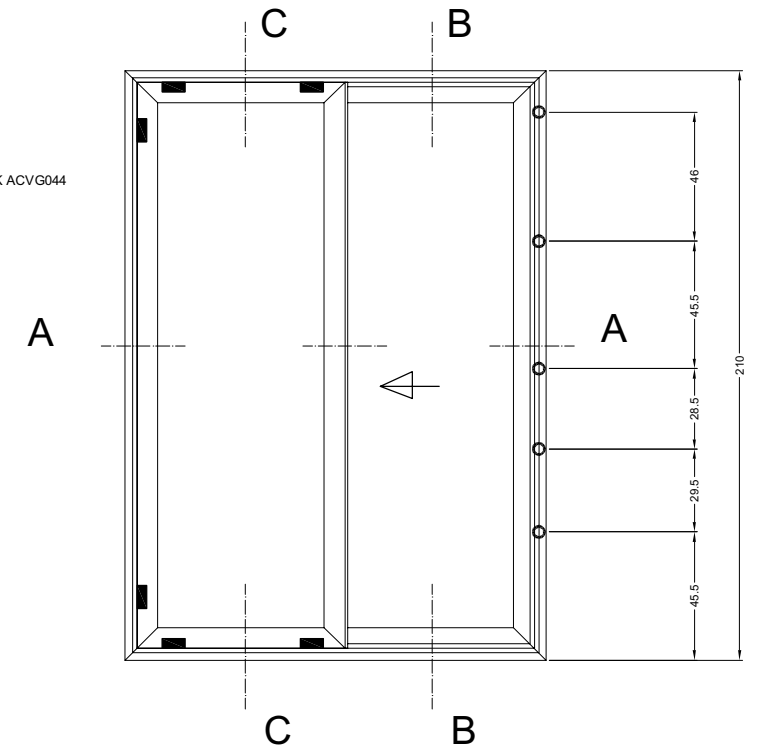
PROFIELEN PROFILES PROFILE PROFILS

VG10		2		B
VG10		2		H
VG20		4		B/2-9
VG20		4		H-84
VG30		2		H-84
VG4*		4		B/2-117
VG4*		4		H-232
VG50		2		B-47
VG50		2		H-47
VG51		2		H-84
VG52		1		B-104
VG52		1		H-109
VG53A		1		B-96
VG14		1		B/2-68
VG14		1		B/2-68
VG14		1		H-53
UTL061		1		H-156

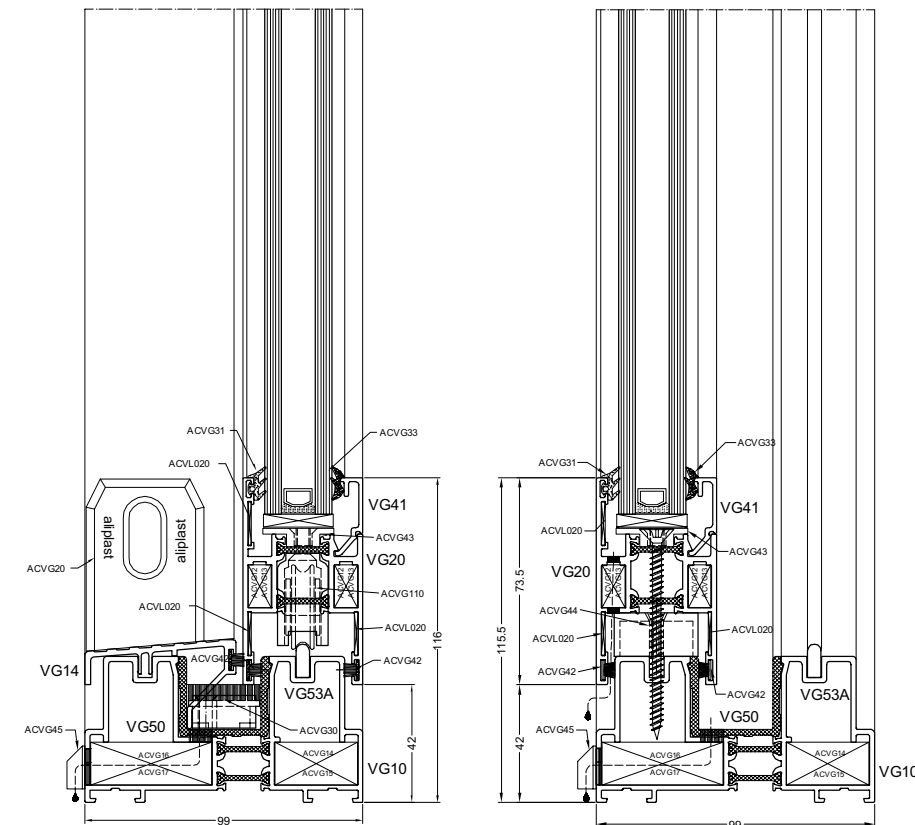
TOEBEHOREN ACCESSOIRES
ZUBEHORTEILE ACCESSORIES

ACVG110	2
ACVL020	24
ACVG12/13	16
ACVG14/15	4
ACVG16/17	4
ACVG20	4
ACSG24	13
ACVG29	1
ACVG30	1
ACVG31	4H+2B-1300
ACVG3*	4H+2B-1300
ACVG40	2
ACVG42	7H+5B-700
ACVG43	12
ACVG44	6
ACVG45	2
ACVG48	1
ACVG517	1
ACVG551	1
ACVG553	1
ACVG554	1

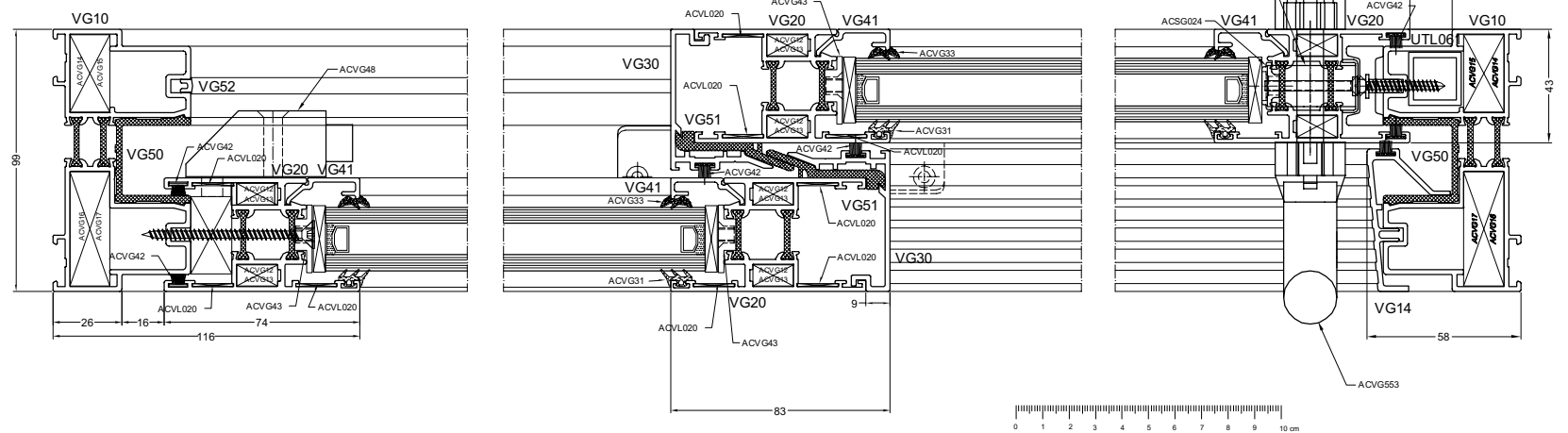
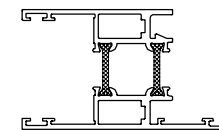
■ STEUNBLOK ACVG044
○ SLUITPUNT



GLASMATEN
DIMENSIONS DES VITRAGES 2X B/2-131
GLASMASSE H-206
GLASS SIZES

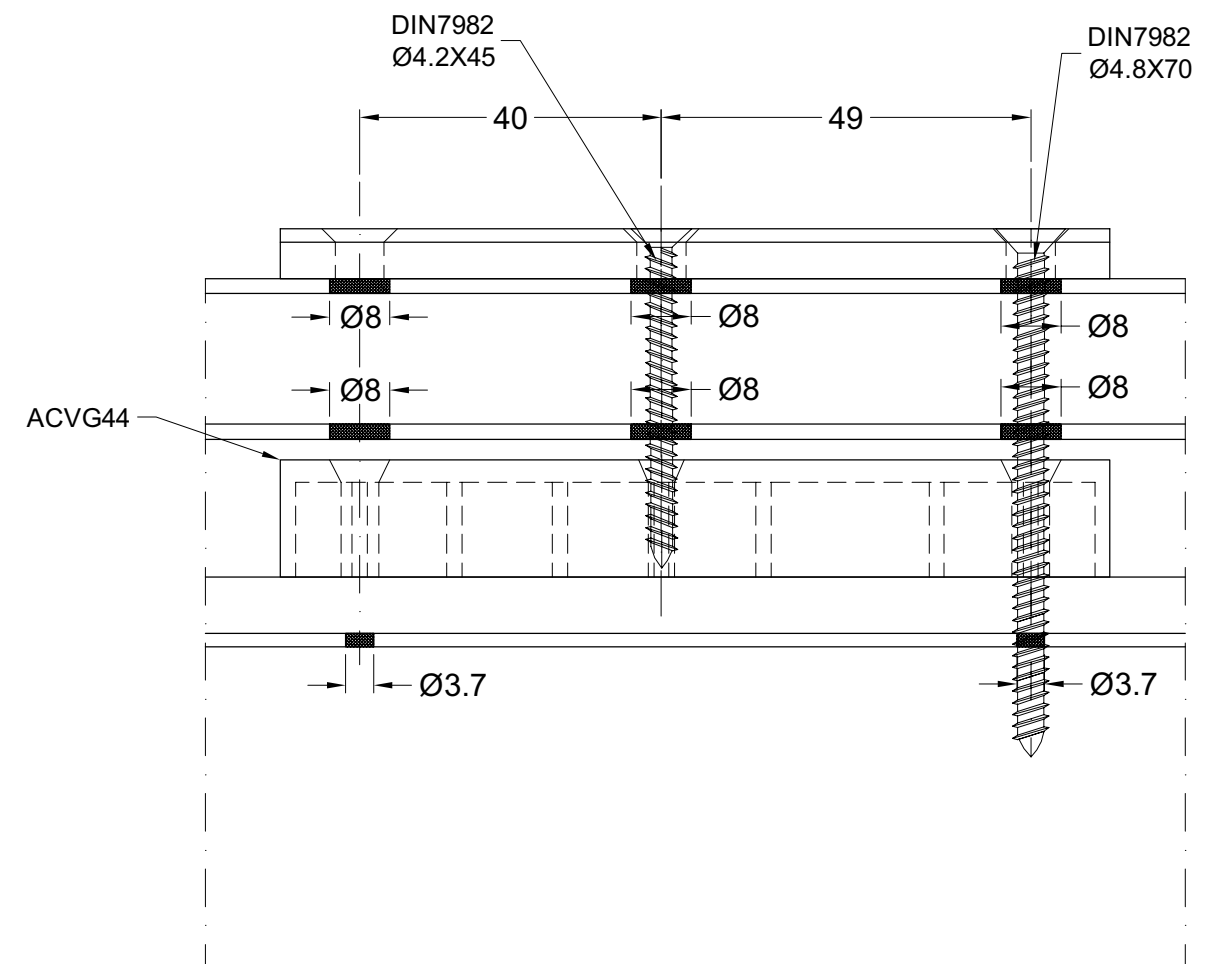
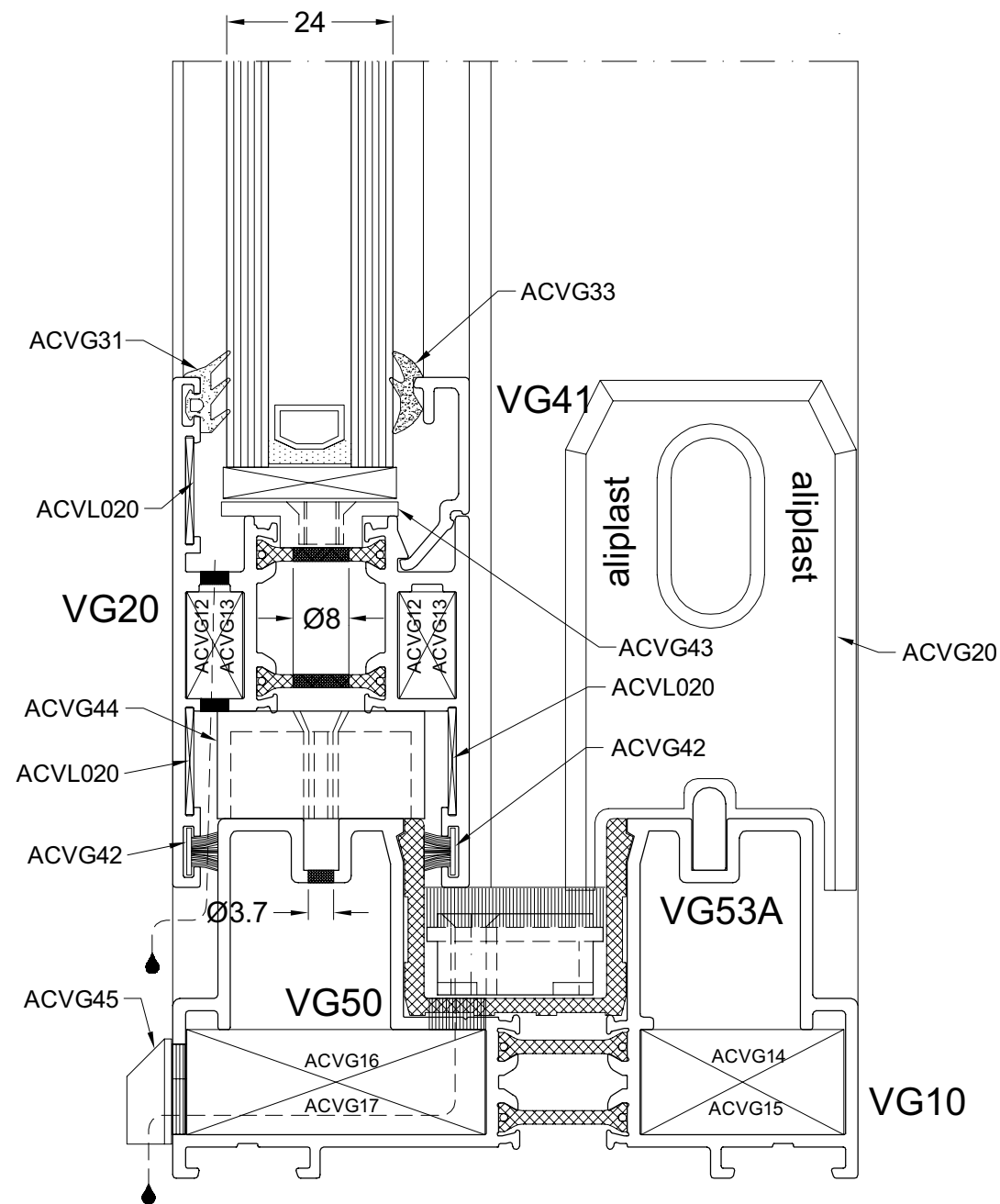


SNEDE A-A



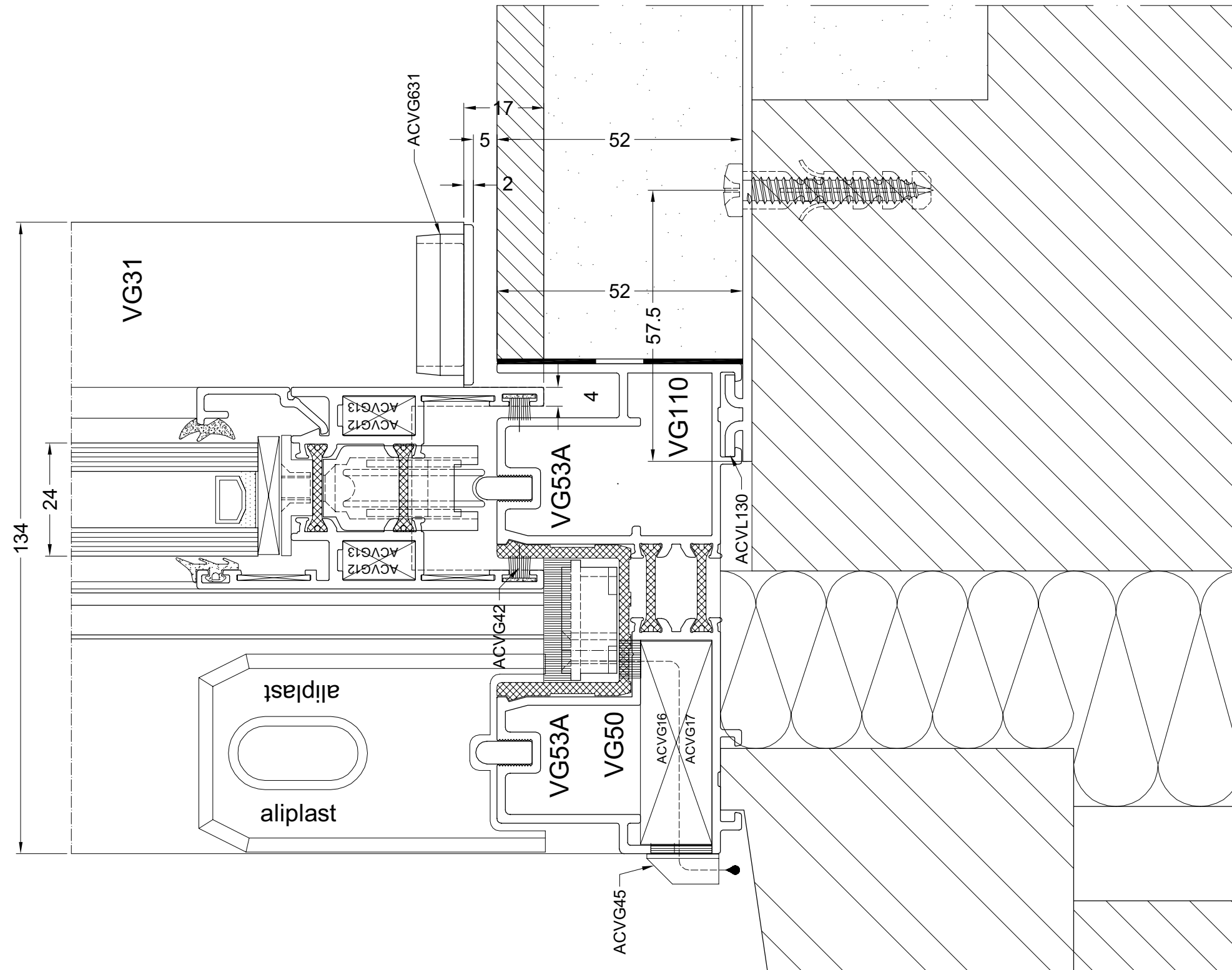
MONTAGE ACVG44
MONTAGE ACVG44
MONTAGE ACVG44
MONTAGE ACVG44

WERKTEKENINGEN - DESSINS DE CONSTRUCTION - KONSTRUKTIONZEICHNUNGEN - CONSTRUCTION DRAWINGS



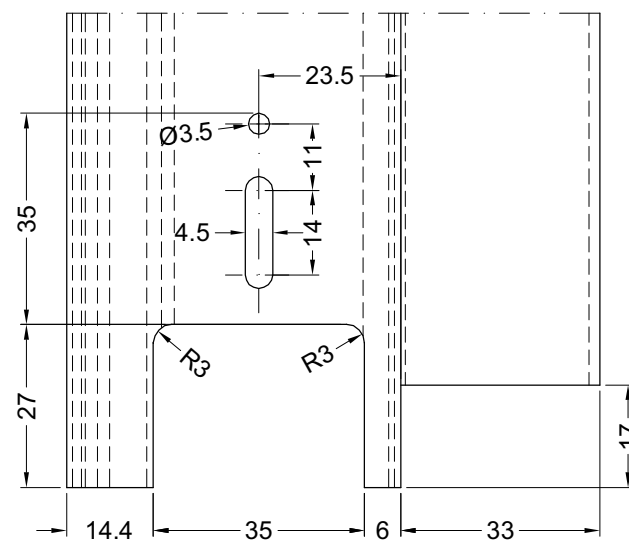
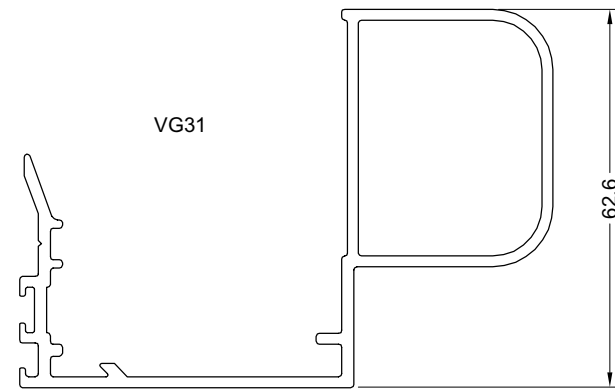
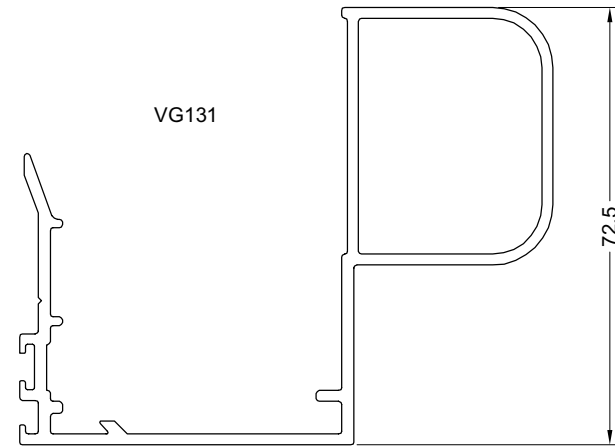
VLOERAANSLUITING MET VG110
RACCORDEMENT SOL AVEC VG110
BODEN ANSCHLUSS MIT VG110
FLOOR CONNECTION WITH VG110

WERKTEKENINGEN - DESSINS DE CONSTRUCTION - KONSTRUKTIONZEICHNUNGEN - CONSTRUCTION DRAWINGS

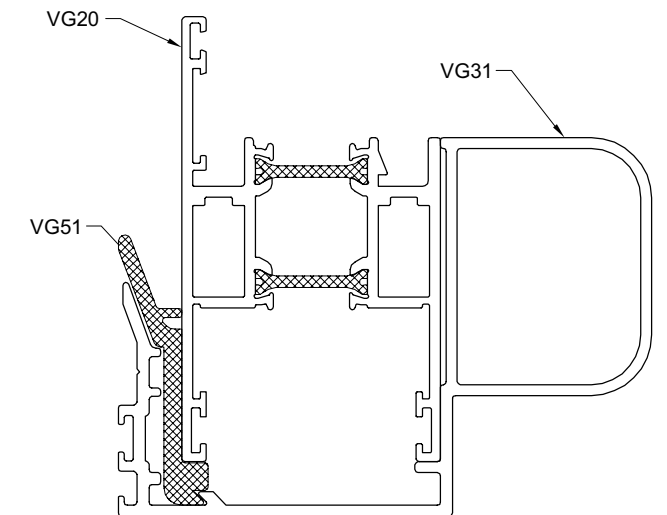
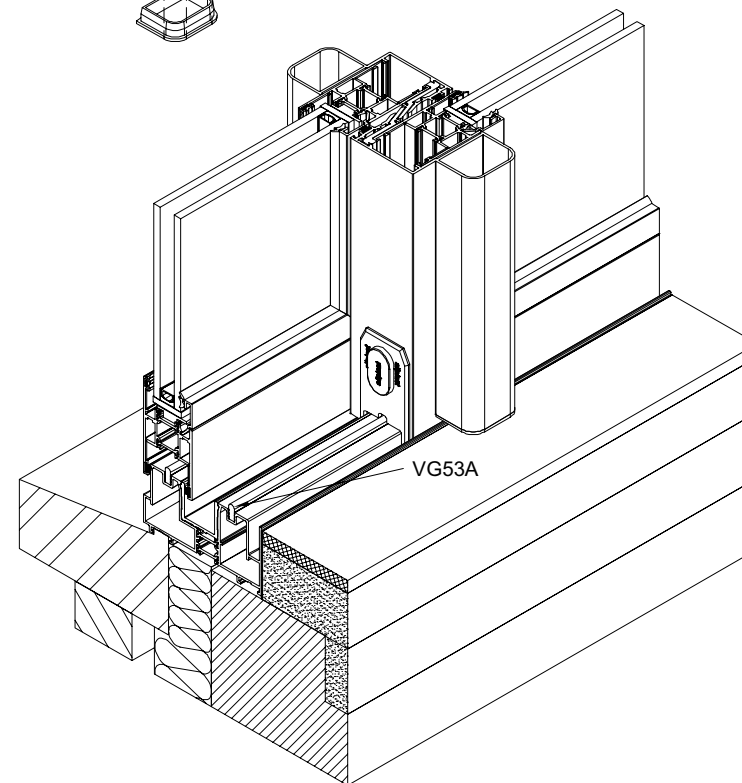
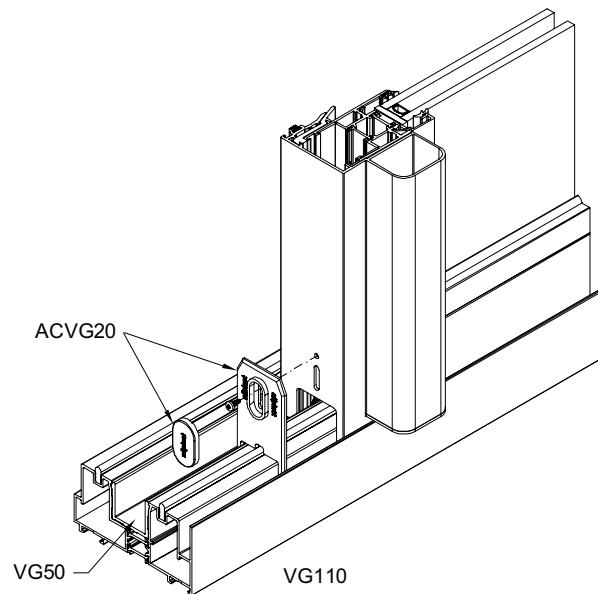
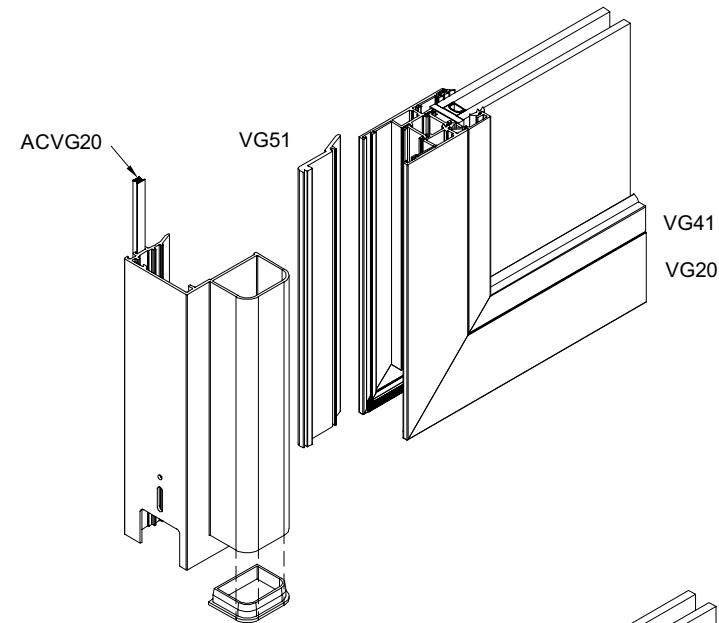
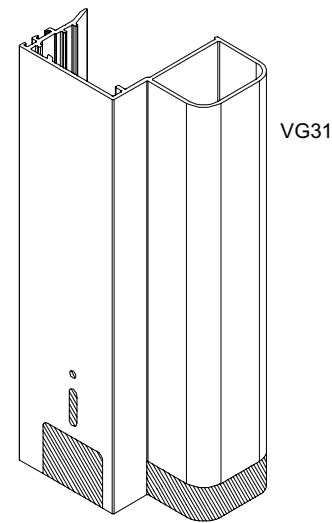


MONTAGE EN UITSPARING VG31/VG131
MONTAGE ET ENTAILLE POUR VG31/VG131
MONTAGA UND EINBAU FÜR VG31/VG131
MONTAGE AND EMBEDDING FOR VG31/VG131

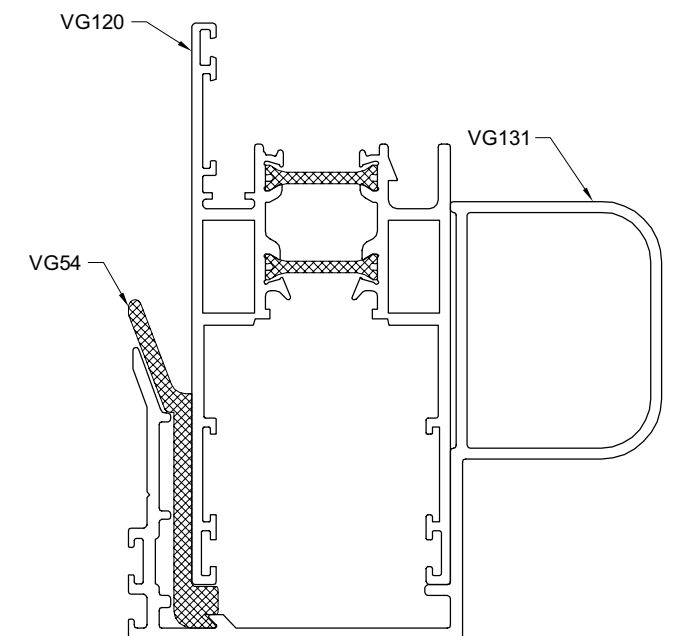
WERKTEKENINGEN - DESSINS DE CONSTRUCTION - KONSTRUKTIONZEICHNUNGEN - CONSTRUCTION DRAWINGS



monvg31

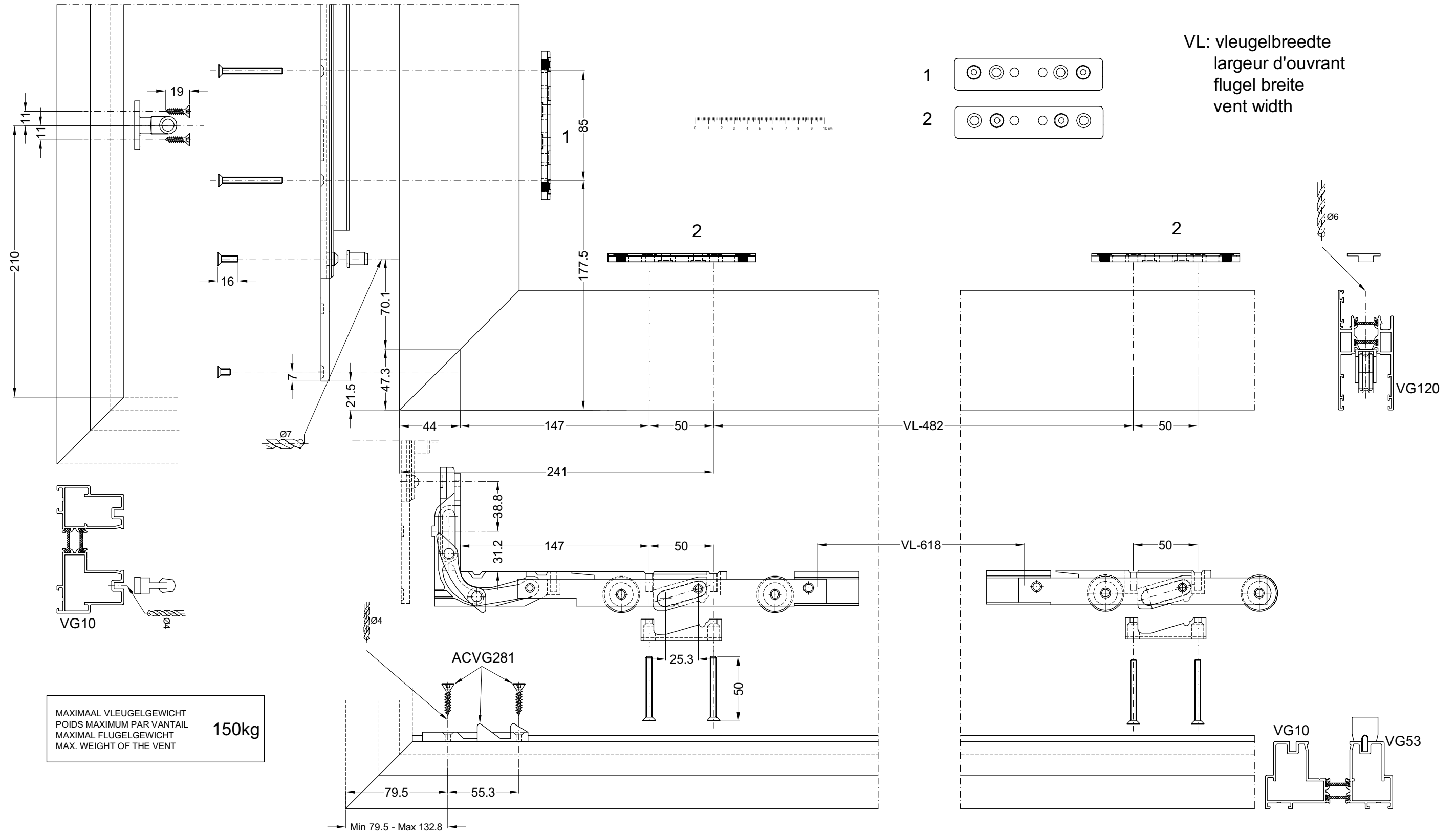


VG20 + VG31
OF
OU
ODER
OR
VG120 + VG131



INBOUW ACVG275/ACVG221 ONDERKANT HEFSCHUIFRAAM
MONTAGE ACVG275/ACVG221 AU DESSOUS VANTAUX COULISSANT
MONTAGE ACVG275/ACVG221 AN DER UNTERSEITE HEBESCHIEBETUR
MONTAGE ACVG275/ACVG221 AT THE BOTTOM LIFT SLIDING DOOR

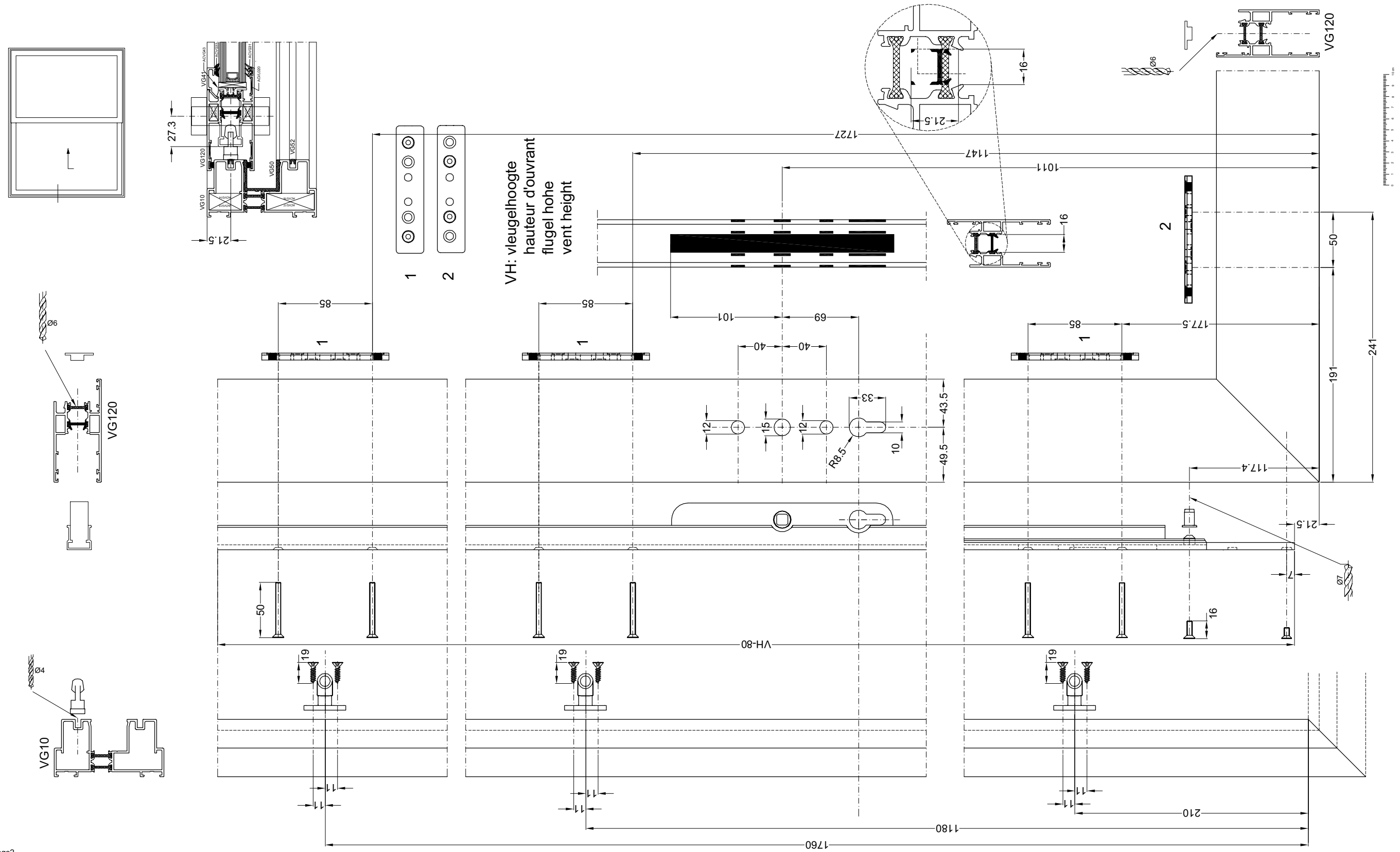
WERKTEKENINGEN - DESSINS DE CONSTRUCTION - KONSTRUKTIONZEICHNUNGEN - CONSTRUCTION DRAWINGS



montage

INBOUW ACVG275 IN ZIJKANT 2-DELIG HEFSCHUIFRAAM
MONTAGE ACVG275 EN COTE VANTAUX COULISSANT
MONTAGE ACVG275 IN SEITENFLACHE 2-TEILIG HEBESCHIEBETUR
MONTAGE ACVG275 IN SIDE OF 2-PARTS LIFT SLIDING DOOR

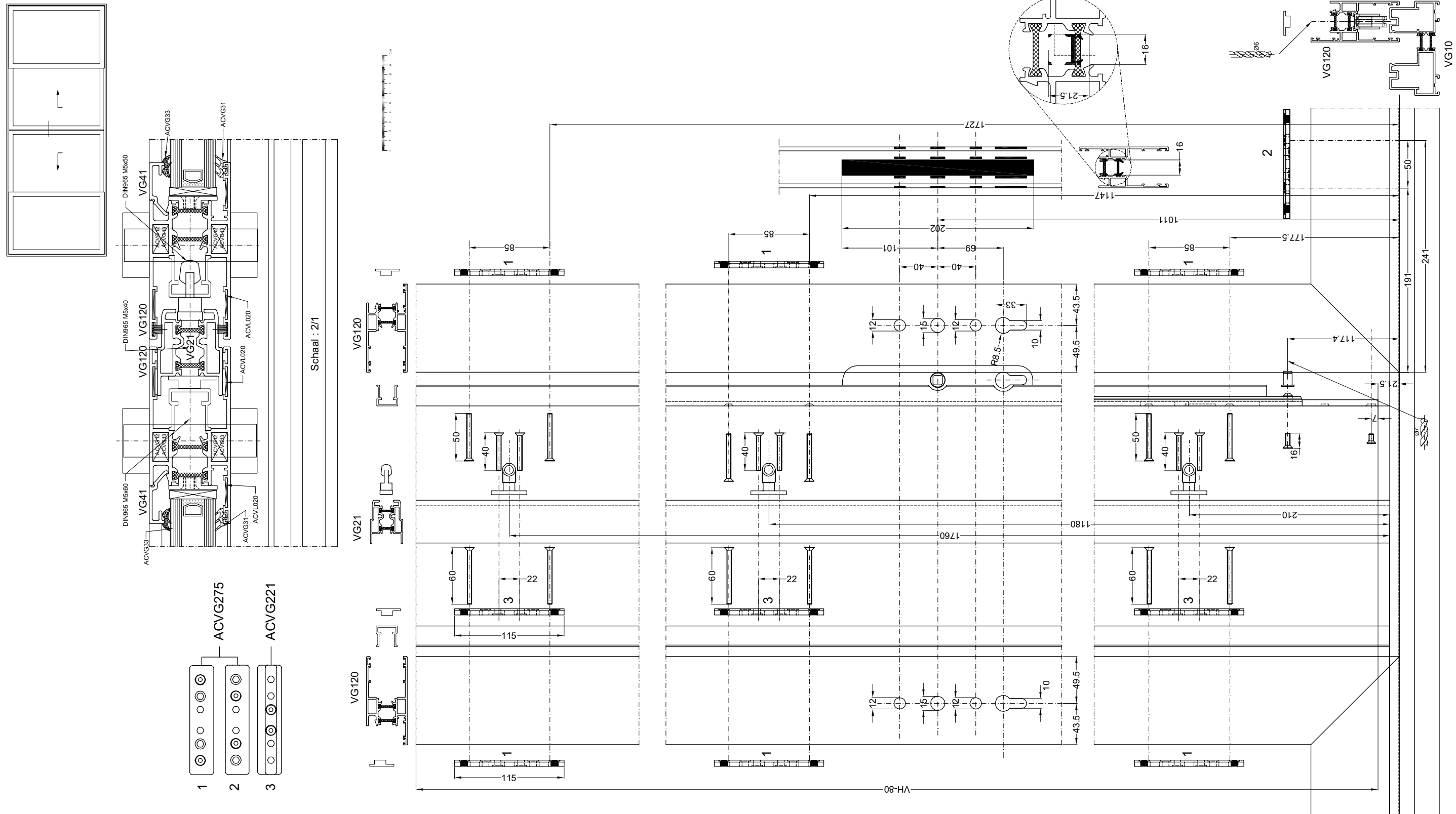
WERKTEKENINGEN - DESSINS DE CONSTRUCTION - KONSTRUKTIONZEICHNUNGEN - CONSTRUCTION DRAWINGS



montage2

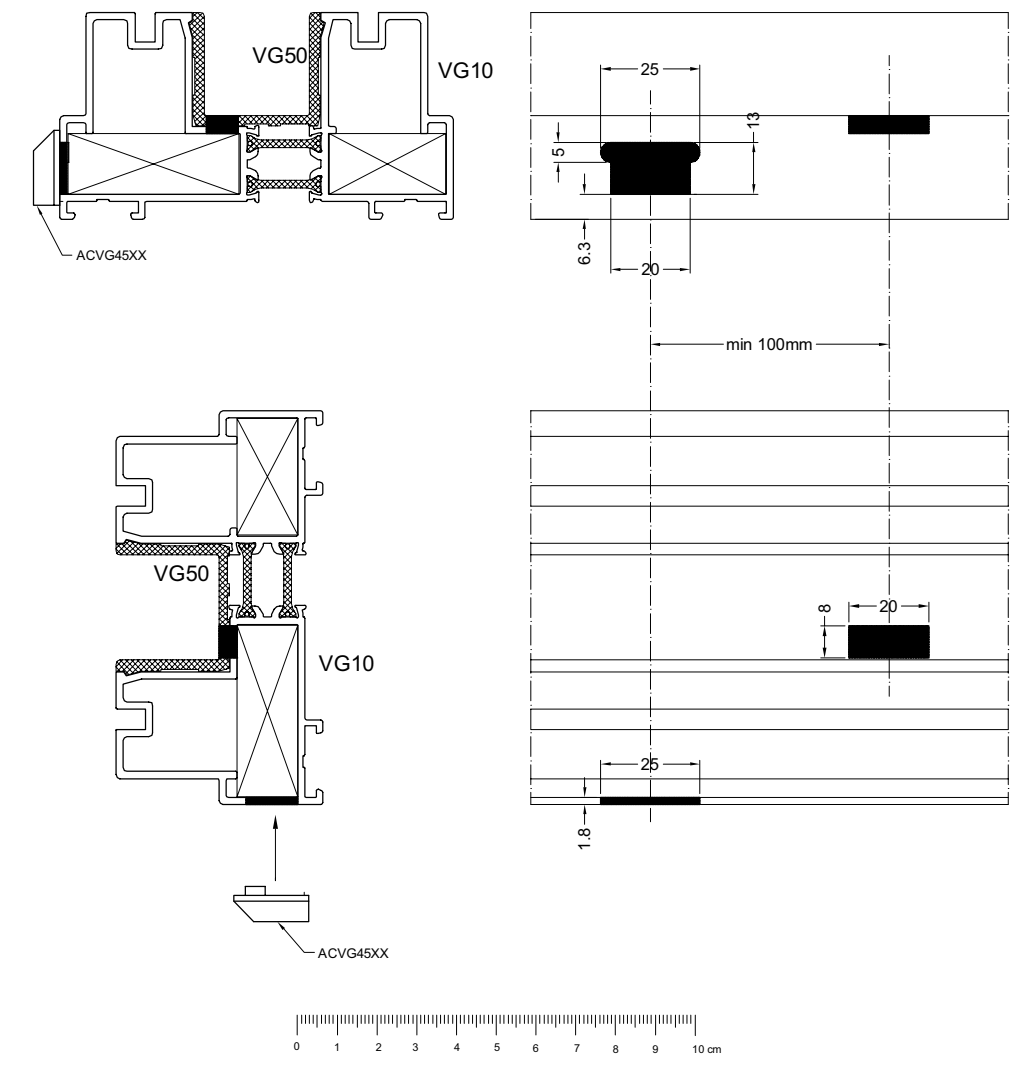
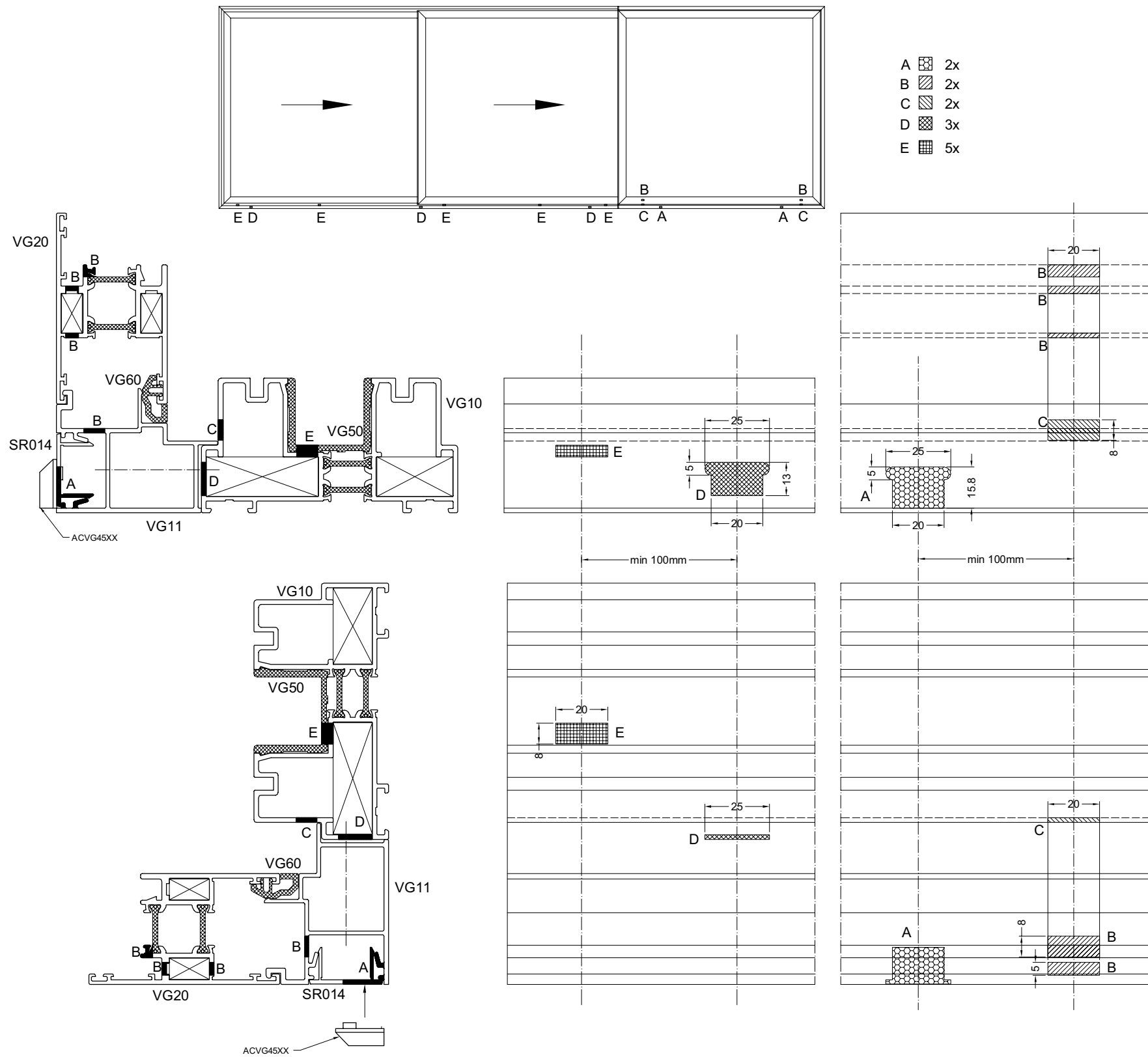
INBOUW ACVG275 IN HET MIDDEN 4-DELIG HEFSCHUIFRAAM
MONTAGE ACVG275 AU MILIEU 4-PARTS VANTAUX COULISSANTE
MONTAGE ACVG275 IN DER MITTE 4-TEILIGE HEBESCHIEBETUR
MONTAGE ACVG275 IN THE MIDDLE 4-PARTS LIFT SLIDING DOOR

WERKTEKENINGEN - DESSINS DE CONSTRUCTION - KONSTRUKTIONZEICHNUNGEN - CONSTRUCTION DRAWINGS



UITSPARING VOOR ONTWATERING
ENTAILLE POUR ECOULEMENT D'EAU
EINBAU FÜR ENTWASSERUNG
EMBEDDING FOR WATER OUTLET

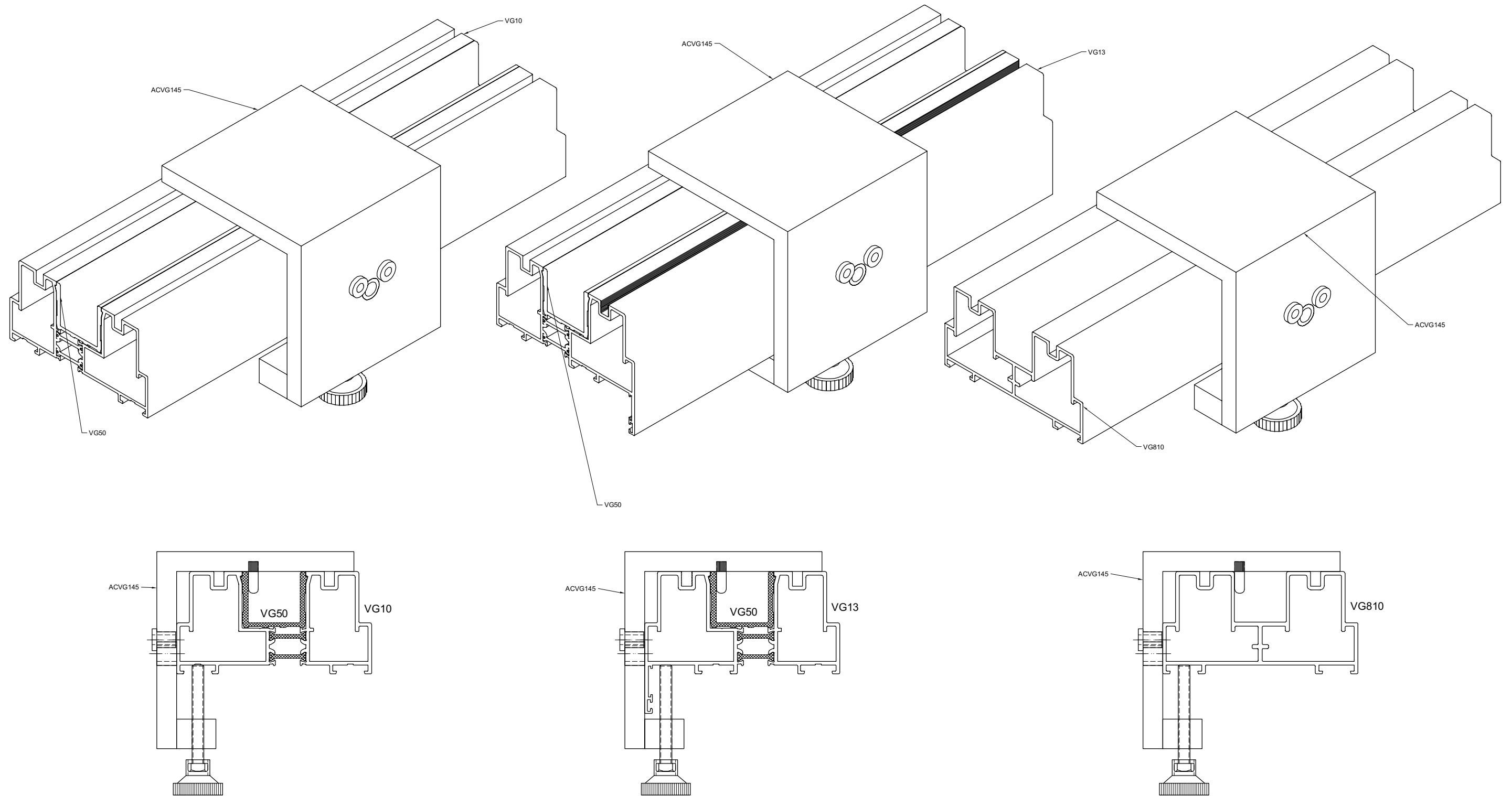
WERKTEKENINGEN - DESSINS DE CONSTRUCTION - KONSTRUKTIONZEICHNUNGEN - CONSTRUCTION DRAWINGS



werkt06

MONTAGE BOORMAL VOOR WATERAFVOER
MONTAGE GABARIT POUR ECOULEMENT D'EAU
MONTAGE BOHRSCABLONE FÜR ENTWASSERUNG
MONTAGE BORING JIG SET FOR WATER OUTLET

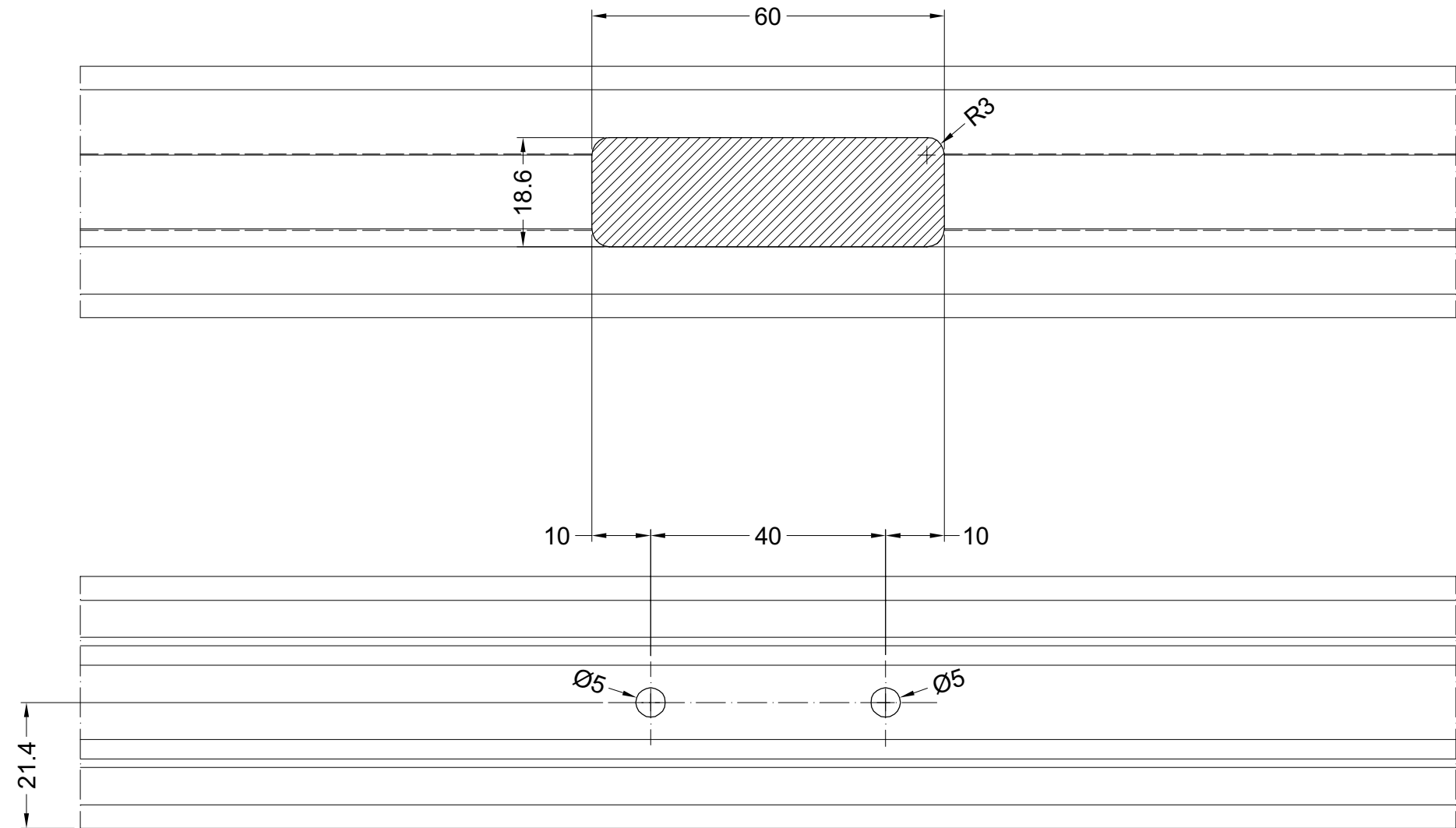
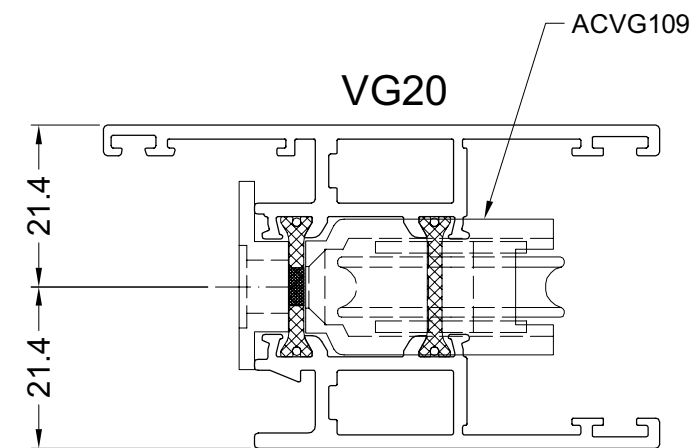
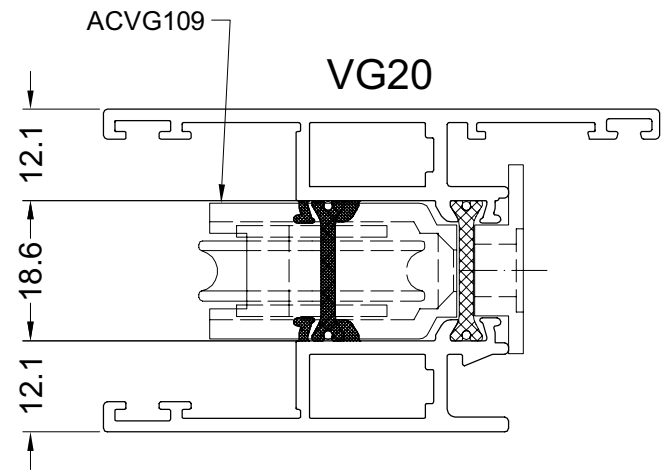
WERKTEKENINGEN - DESSINS DE CONSTRUCTION - KONSTRUKTIONZEICHNUNGEN - CONSTRUCTION DRAWINGS



macvg145

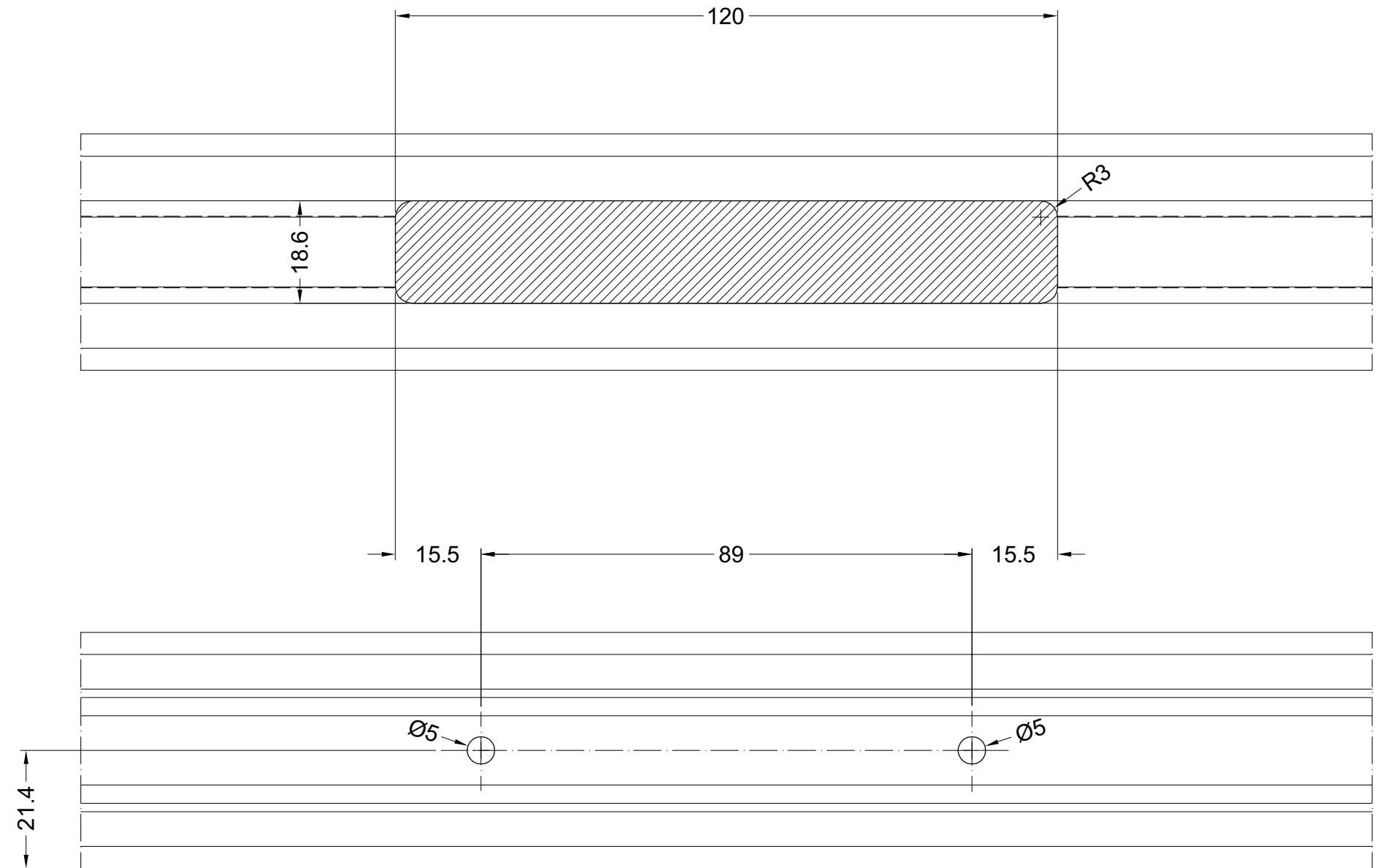
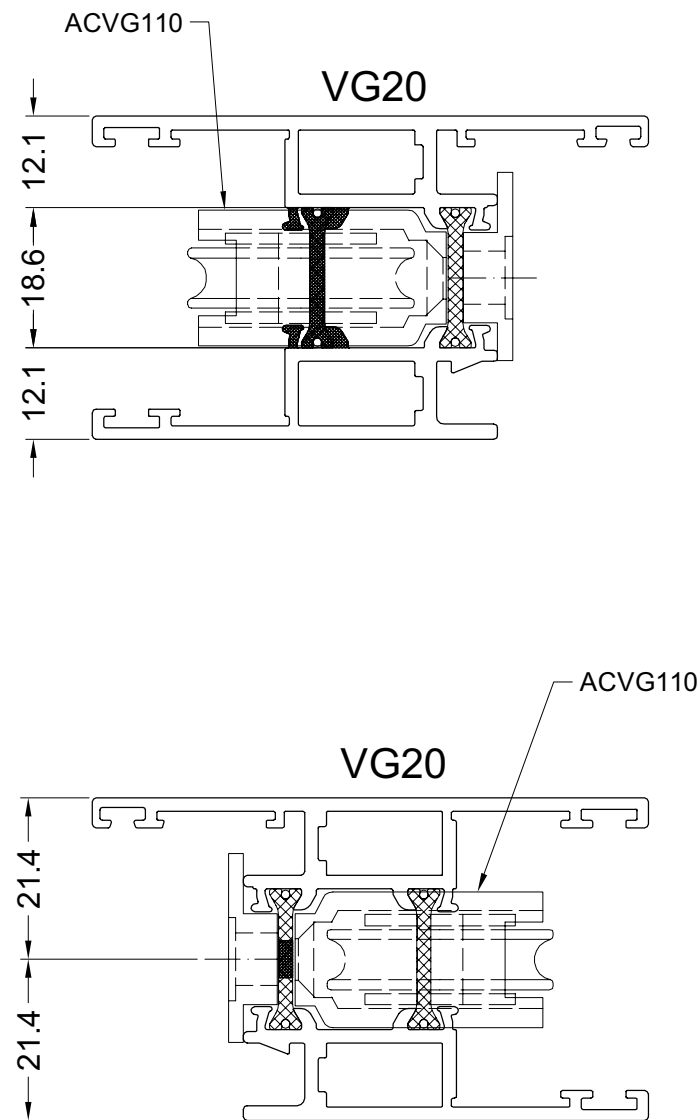
UITSPARING VOOR ENKEL LOOPWIEL ACVG109
 ENTAILLE POUR ROULETTE SIMPLE ACVG109
 EINBAU FÜR ROLLE ACVG109
 EMBEDDING FOR SIMPLE PULLEY ACVG109

WERKTEKENINGEN - DESSINS DE CONSTRUCTION - KONSTRUKTIONZEICHNUNGEN - CONSTRUCTION DRAWINGS



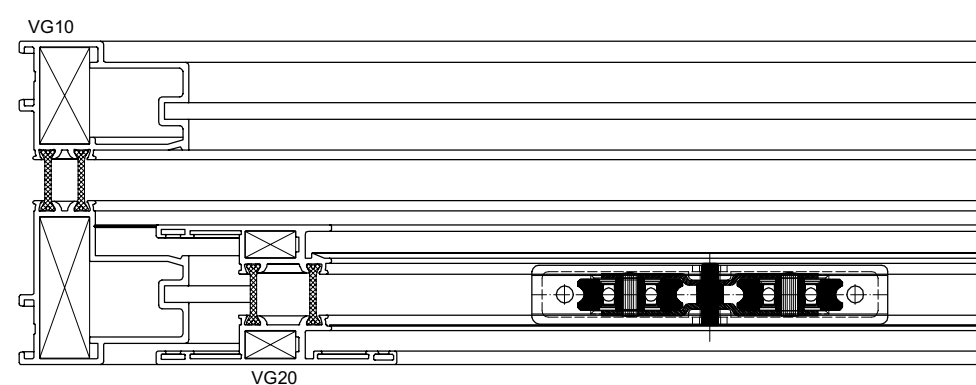
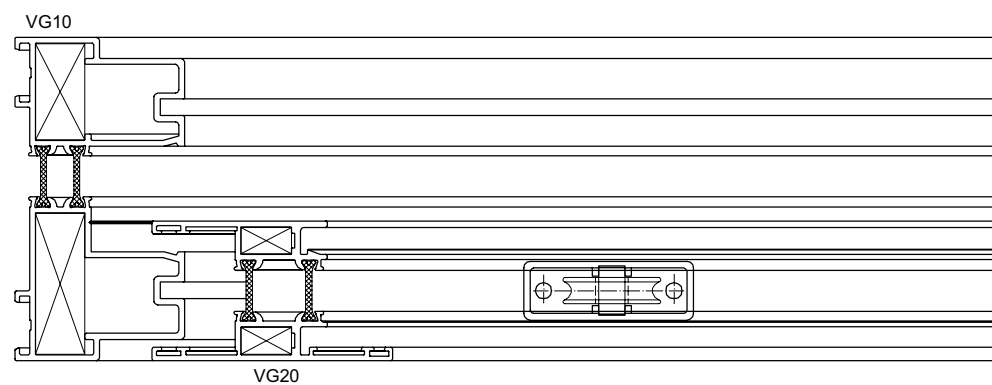
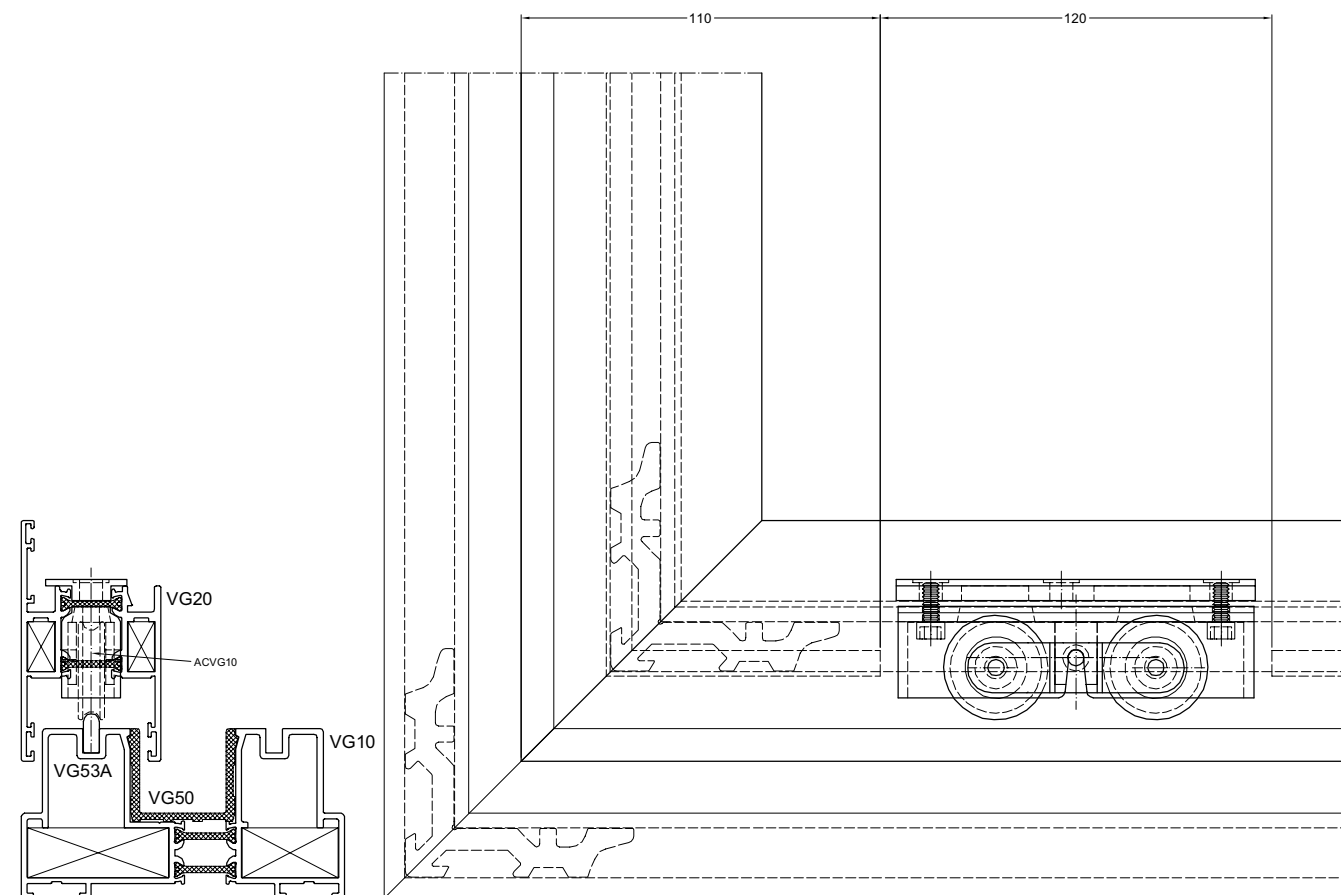
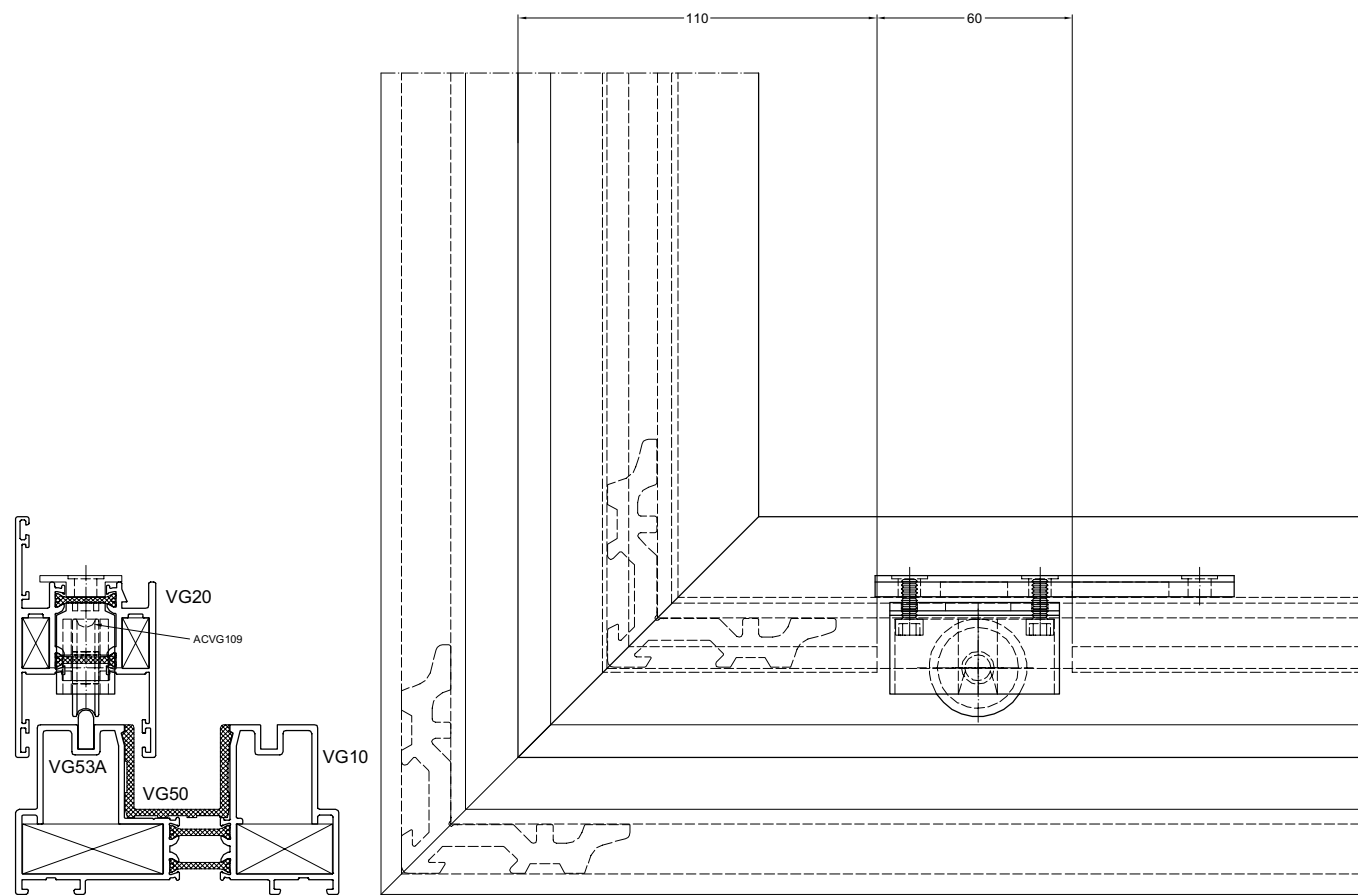
UITSPARING VOOR DUBBEL LOOPWIEL ACVG110
ENTAILLE POUR ROULETTE DOUBLE ACVG110
EINBAU FÜR DOPPELT ROLLE ACVG110
EMBEDDING FOR DOUBLE PULLEY ACVG110

WERKTEKENINGEN - DESSINS DE CONSTRUCTION - KONSTRUKTIONZEICHNUNGEN - CONSTRUCTION DRAWINGS



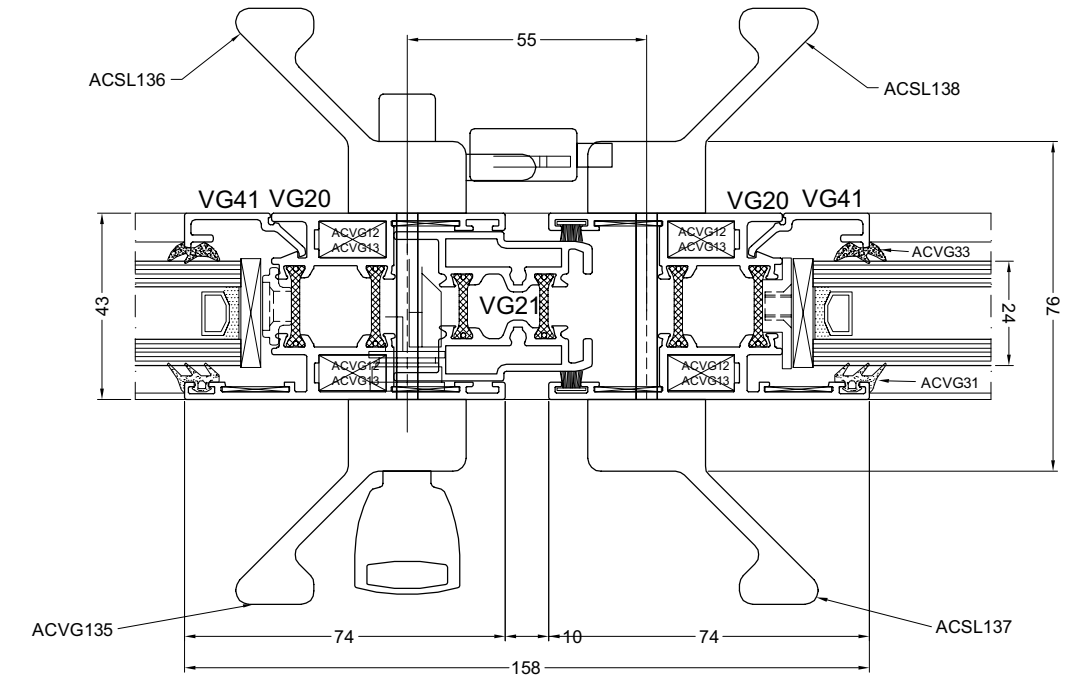
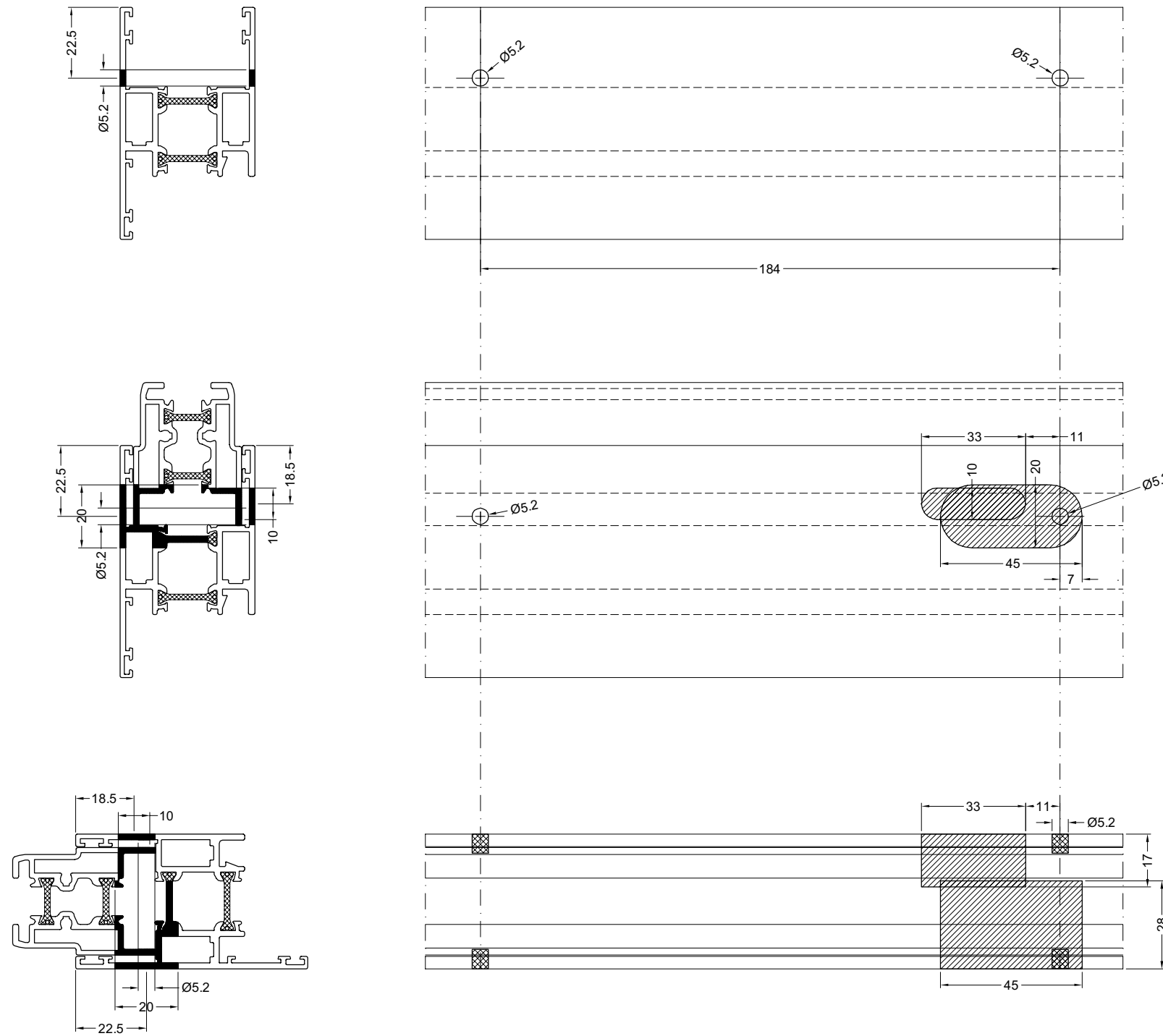
MONTAGE ACVG109/ACVG110
MONTAGE ACVG109/ACVG110
MONTAGE ACVG109/ACVG110
MONTAGE ACVG109/ACVG110

WERKTEKENINGEN - DESSINS DE CONSTRUCTION - KONSTRUKTIONZEICHNUNGEN - CONSTRUCTION DRAWINGS



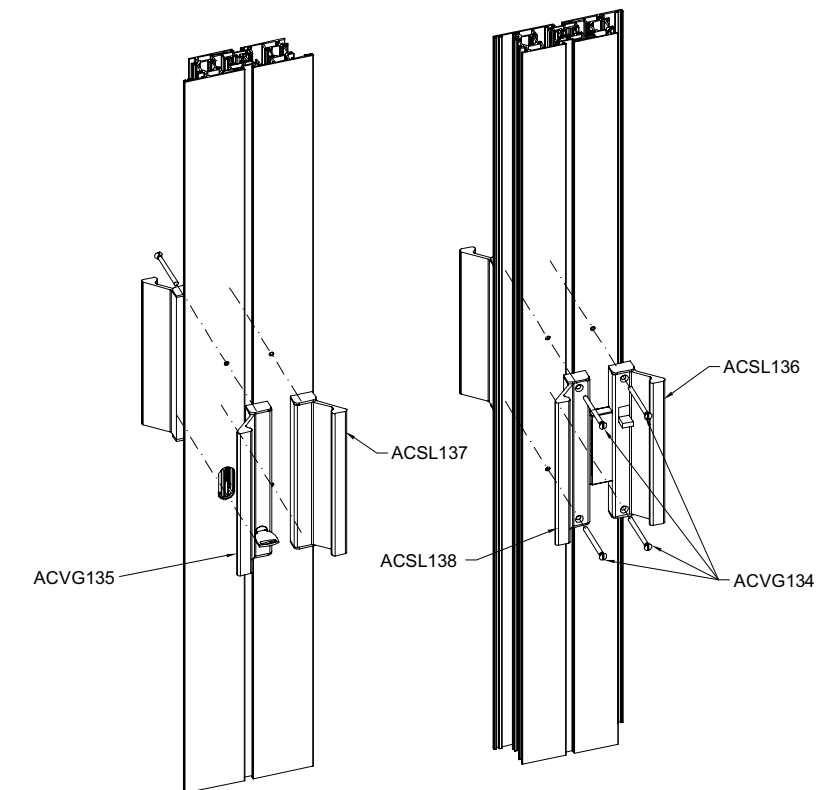
UITSPARING VOOR DUBBELE HANDGREEP
ENTAILLE POUR DOUBLE POIGNEE
EINBAU FÜR DOPPELT HANDGRIFF
EMBEDDING FOR DOUBLE HANDLE

WERKTEKENINGEN - DESSINS DE CONSTRUCTION - KONSTRUKTIONZEICHNUNGEN - CONSTRUCTION DRAWINGS



BUITEN
A L'EXTERIEUR
AUBEN
OUTSIDE

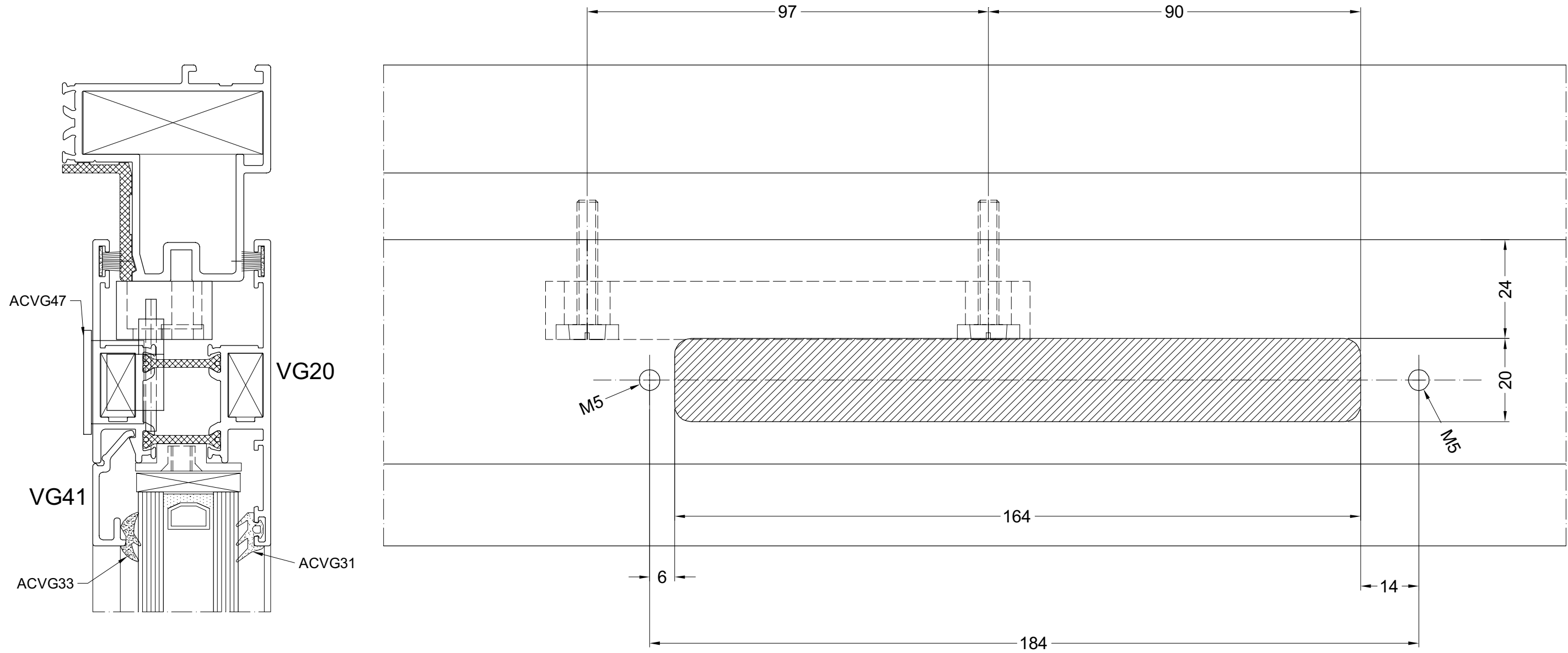
BINNEN
A L'INTERIEUR
INNEN
INSIDE



slot4del

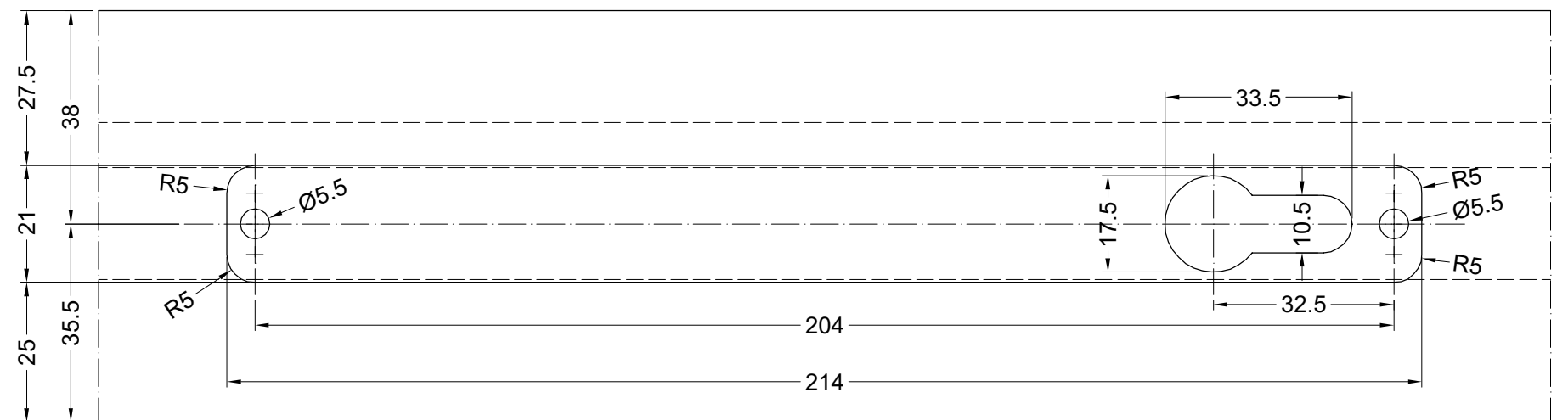
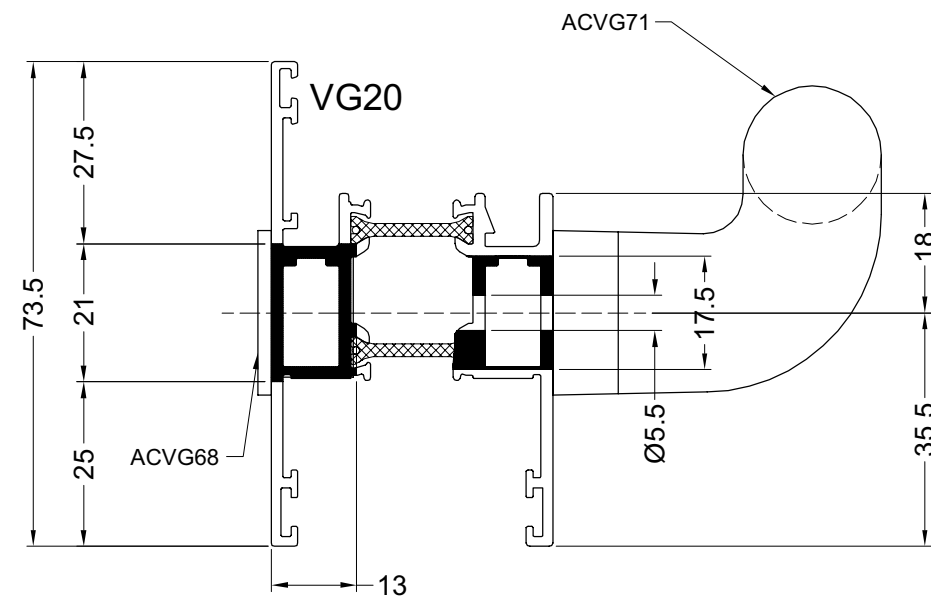
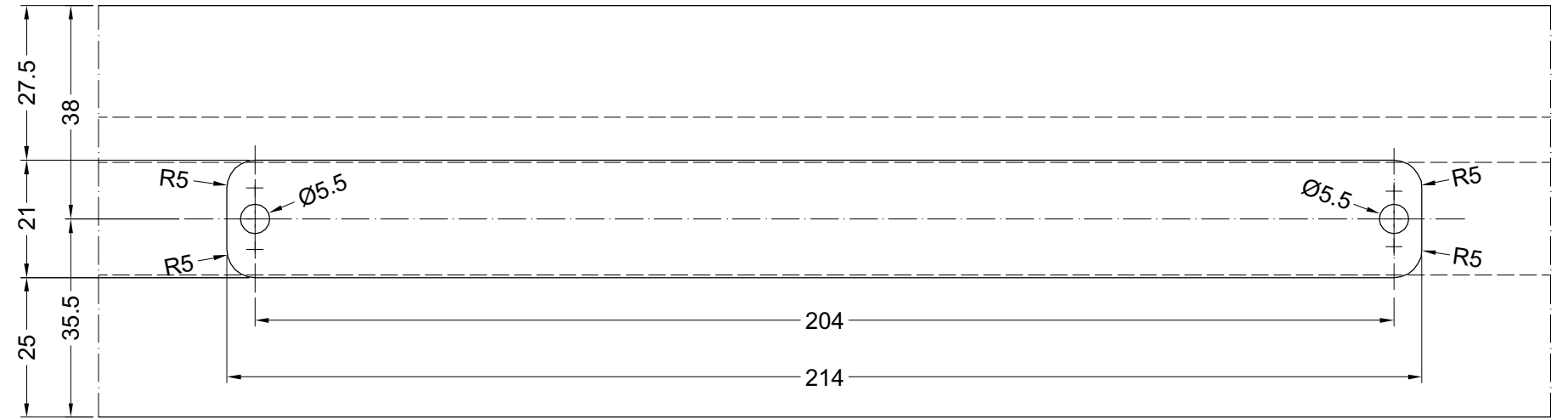
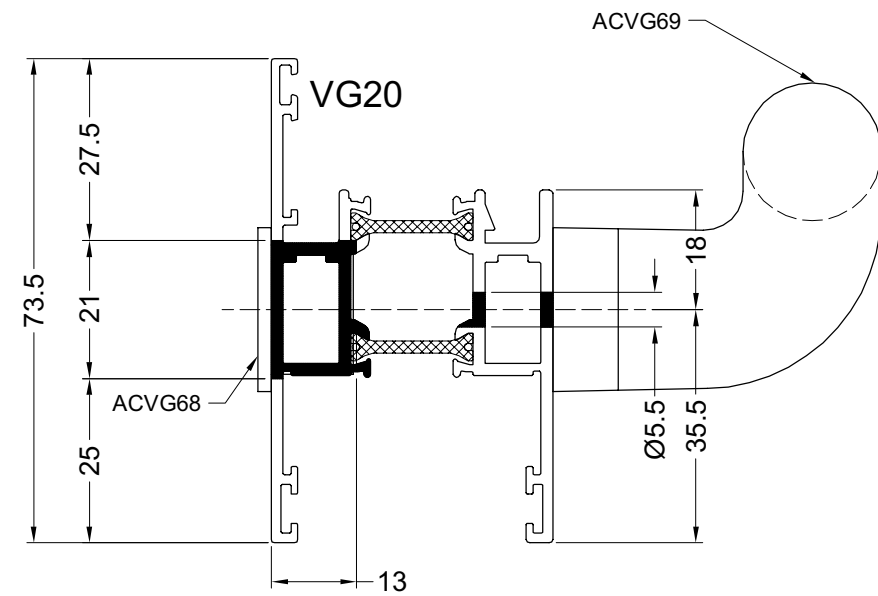
UITSPARING VOOR ACVG47 IN VG20
ENTAILLE POUR ACVG47 DANS VG20
EINBAU FÜR ACVG47 IN VG20
EMBEDDING FOR ACVG47 IN VG20

WERKTEKENINGEN - DESSINS DE CONSTRUCTION - KONSTRUKTIONZEICHNUNGEN - CONSTRUCTION DRAWINGS



UITSPARING VOOR ACVG68 EN ACVG69 OF ACVG71
EINTAILLE POUR ACVG68 ET ACVG69 OU ACVG71
EINBAU FÜR ACVG68 UND ACVG69 ODER ACVG71
EMBEDDING FOR ACVG68 AND ACVG69 OR ACVG71

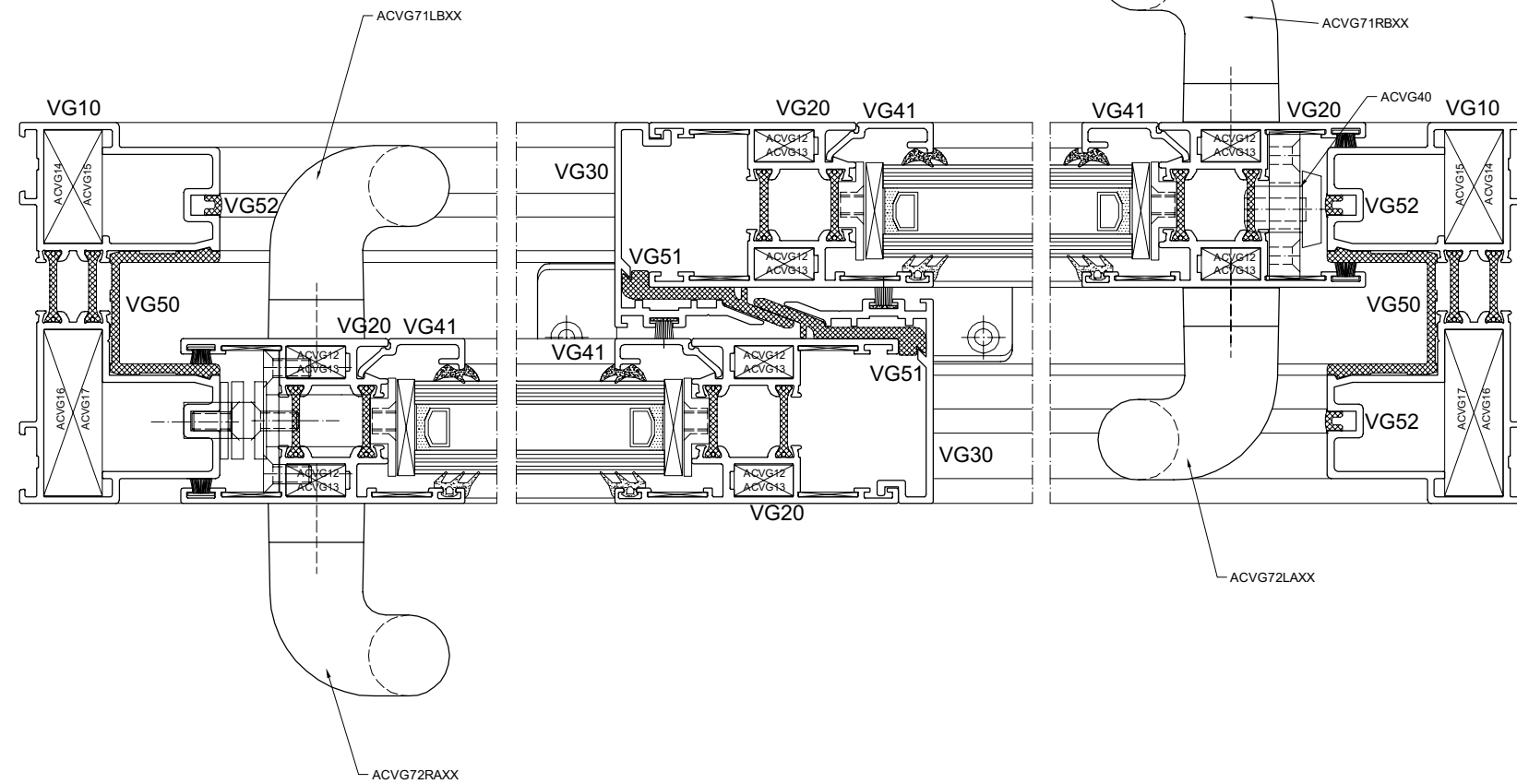
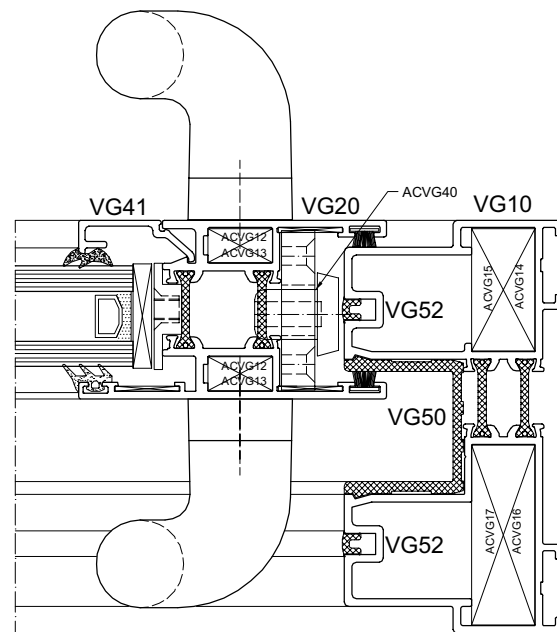
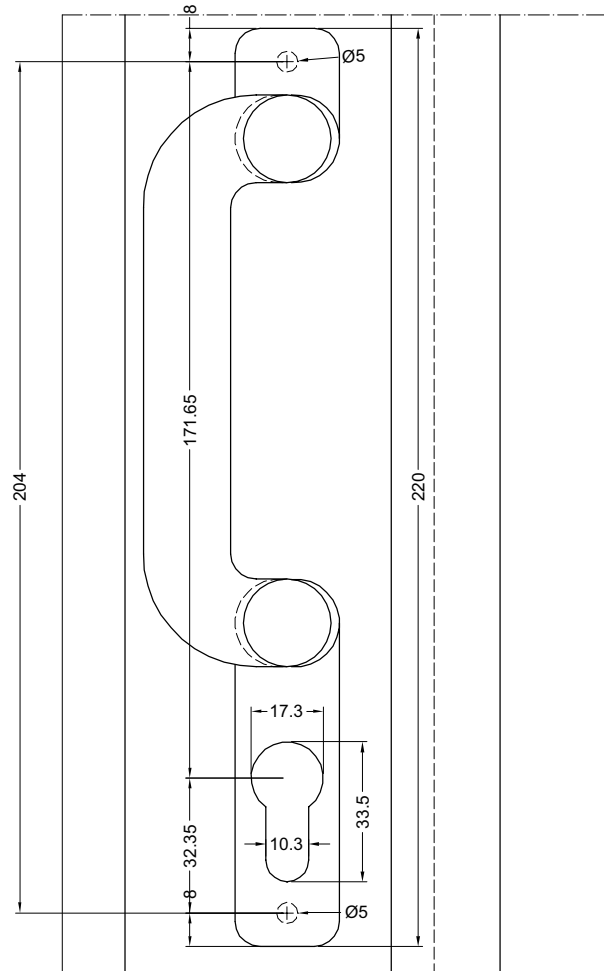
WERKTEKENINGEN - DESSINS DE CONSTRUCTION - KONSTRUKTIONZEICHNUNGEN - CONSTRUCTION DRAWINGS



macvg68

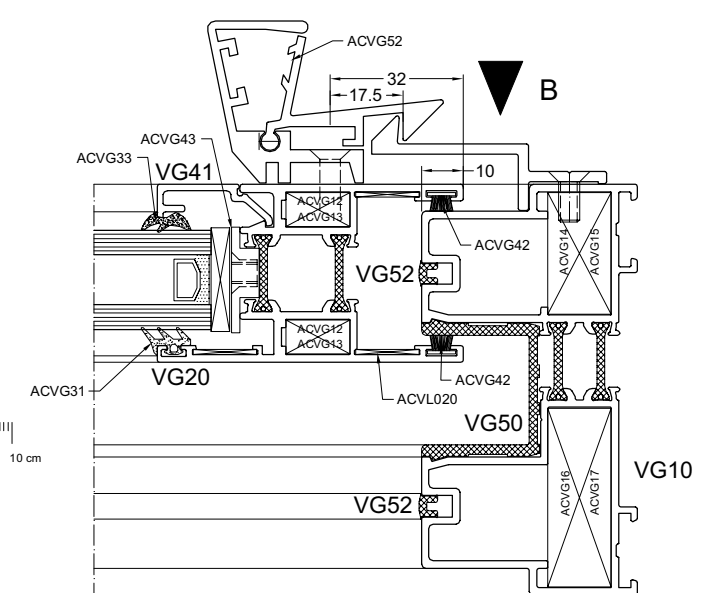
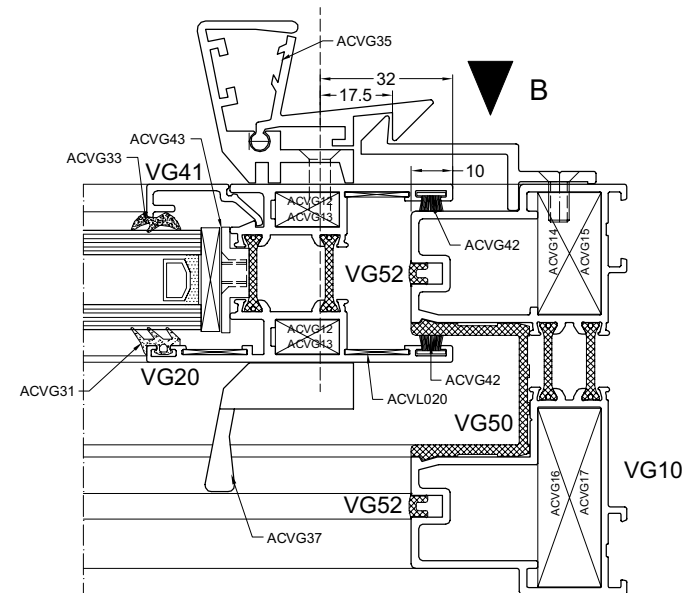
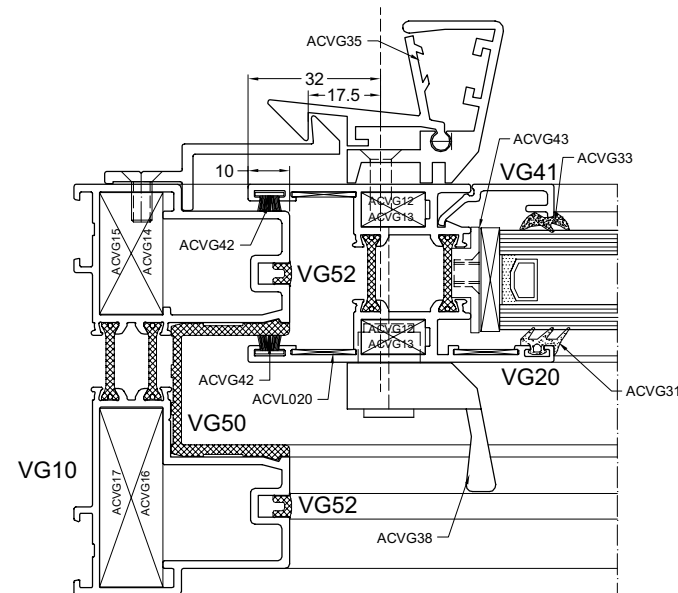
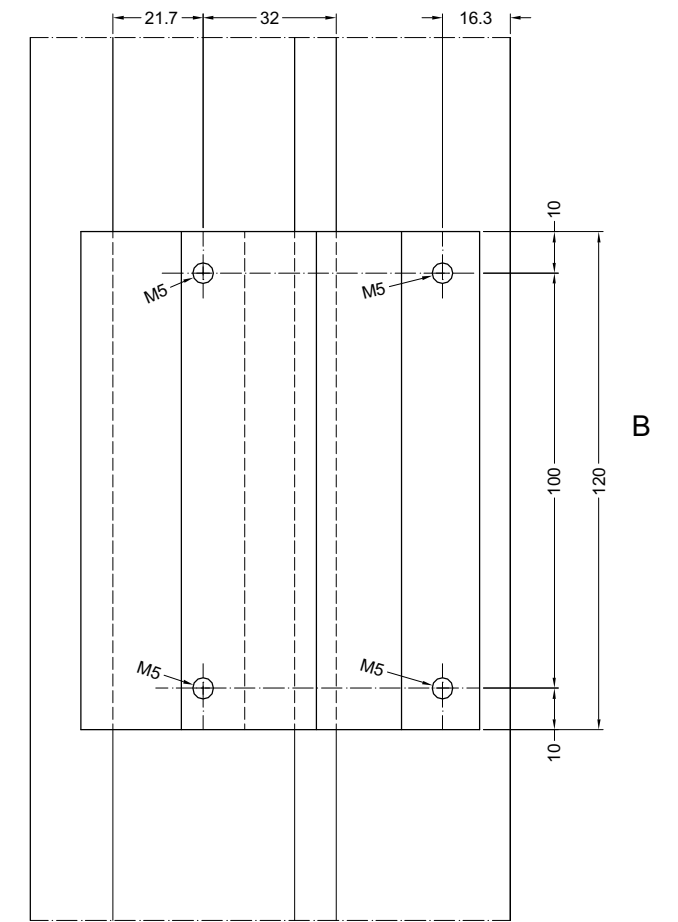
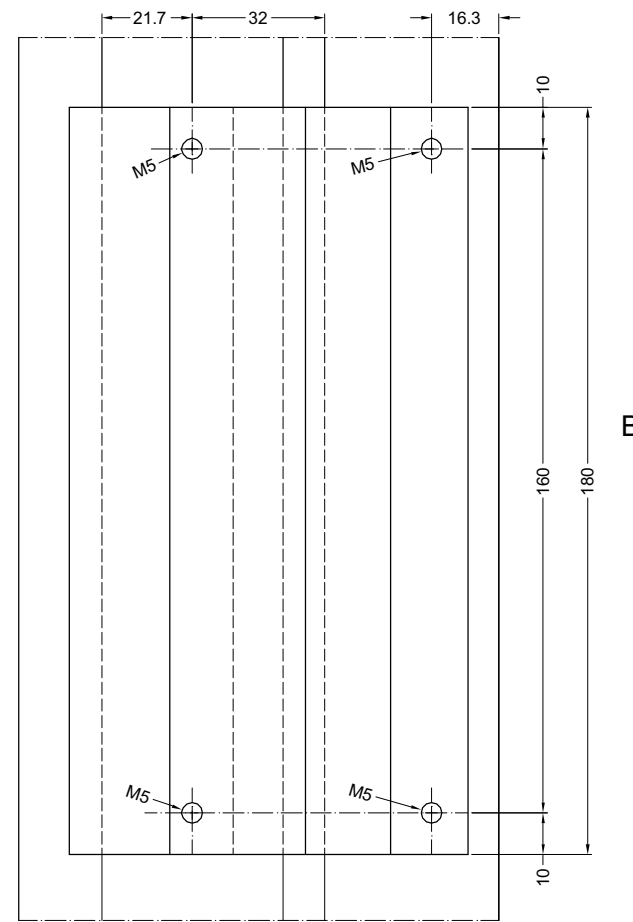
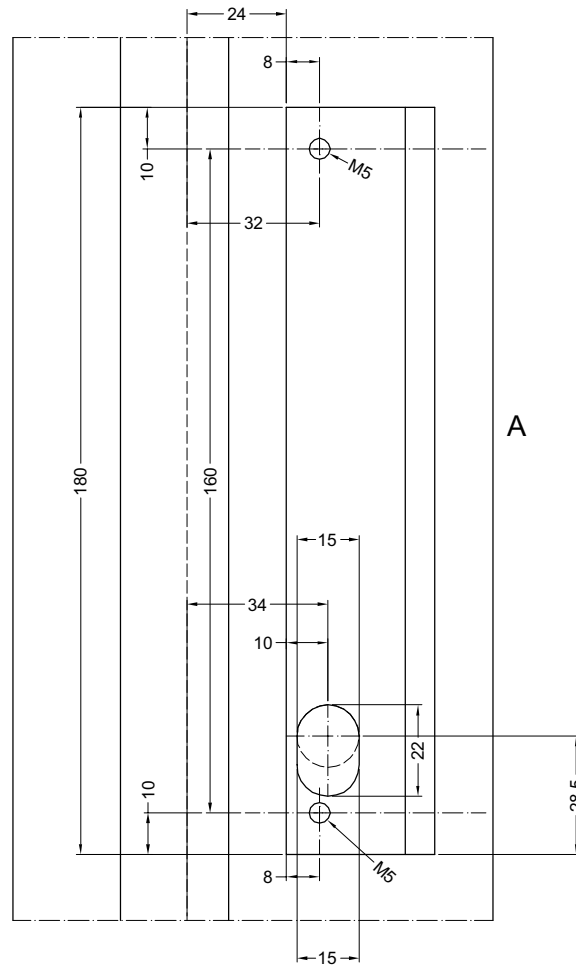
MONTAGE ACVG71LB/ACVG72RA
MONTAGE ACVG71LB/ACVG72RA
MONTAGE ACVG71LB/ACVG72RA
MONTAGE ACVG71LB/ACVG72RA

WERKTEKENINGEN - DESSINS DE CONSTRUCTION - KONSTRUKTIONZEICHNUNGEN - CONSTRUCTION DRAWINGS



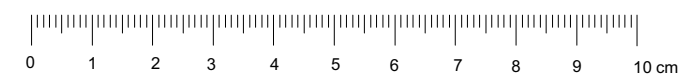
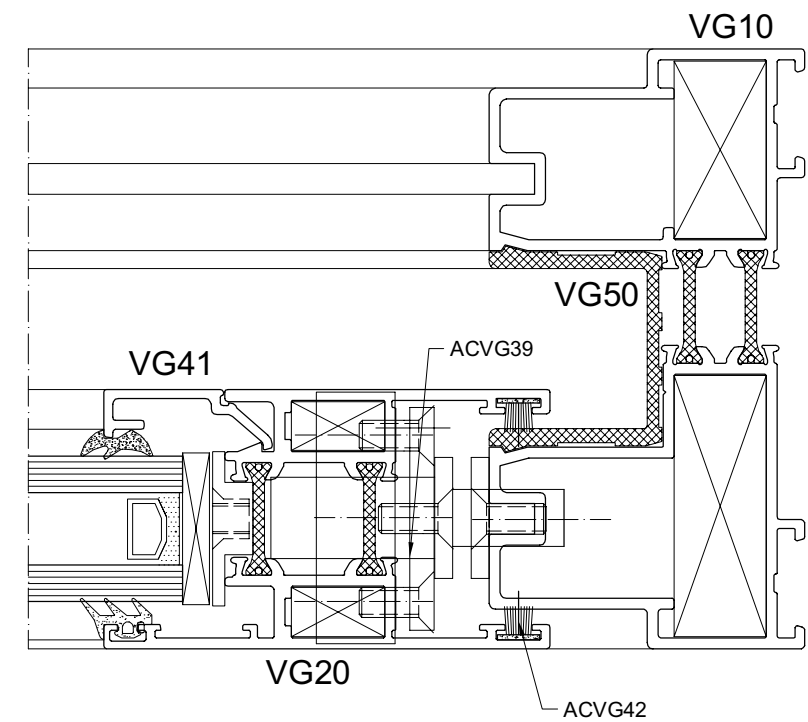
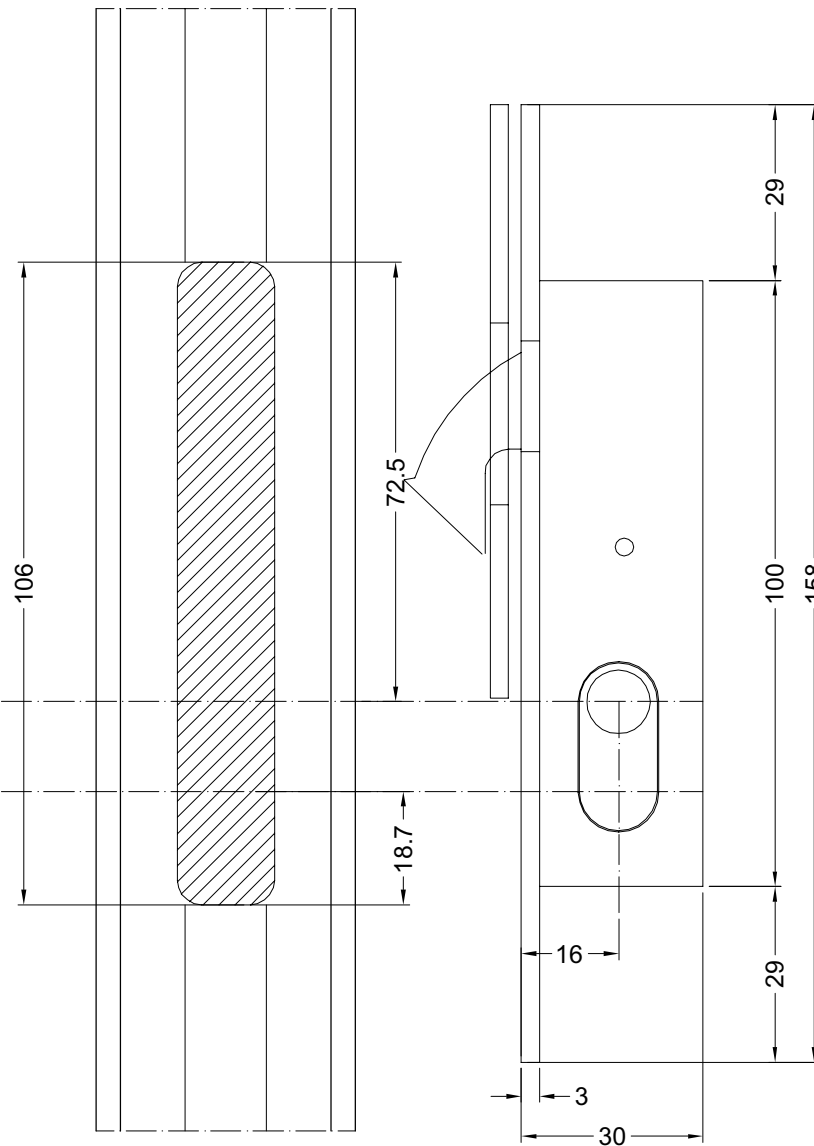
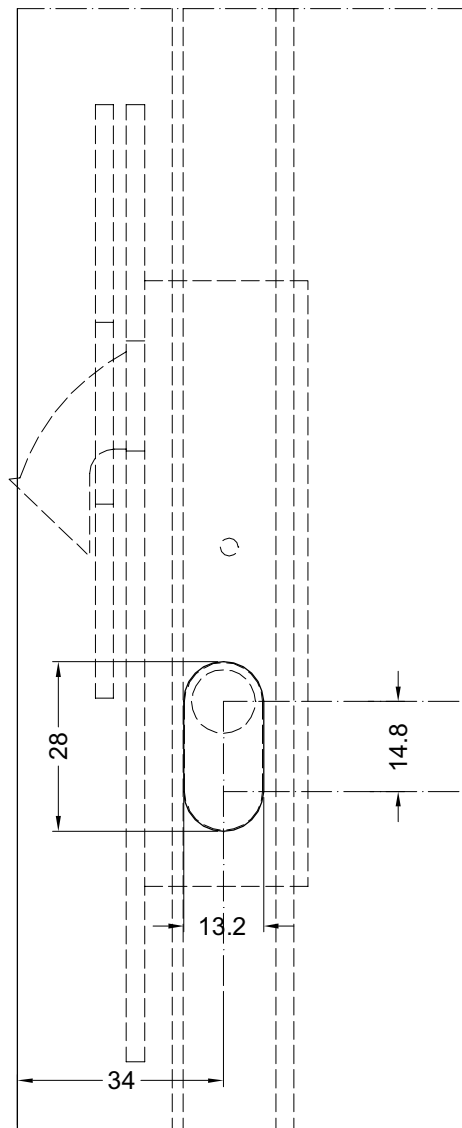
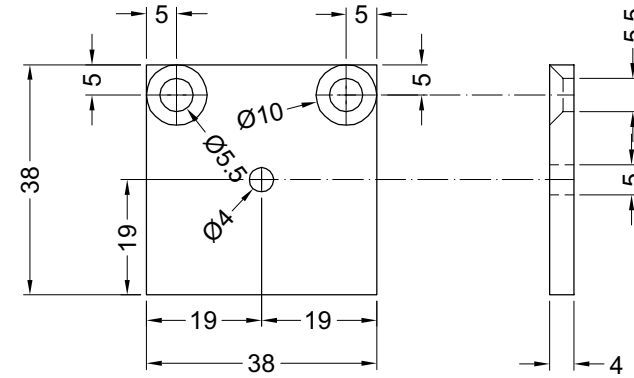
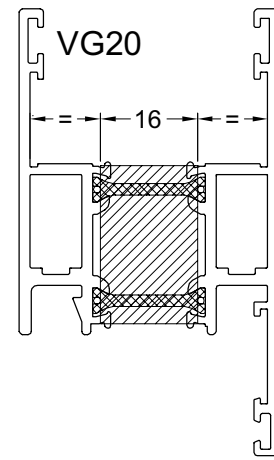
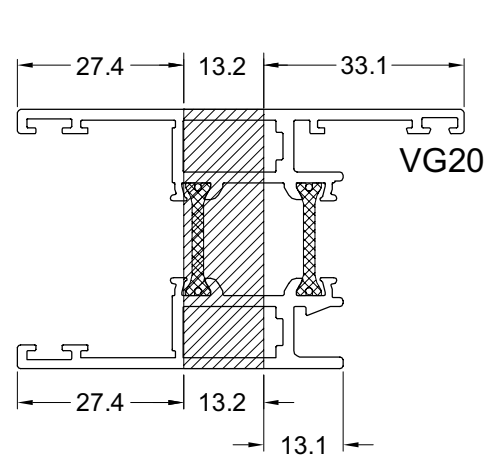
MONTAGE HANDGREPEN ACVG35/ACVG38 EN ACVG52
MONTAGE FERMETURES ACVG35/ACVG38 ET ACVG52
MONTAGE HANDGRIFF ACVG35/ACVG38 UND ACVG52
MONTAGE HANDLES ACVG35/ACVG38 AND ACVG52

WERKTEKENINGEN - DESSINS DE CONSTRUCTION - KONSTRUKTIONZEICHNUNGEN - CONSTRUCTION DRAWINGS



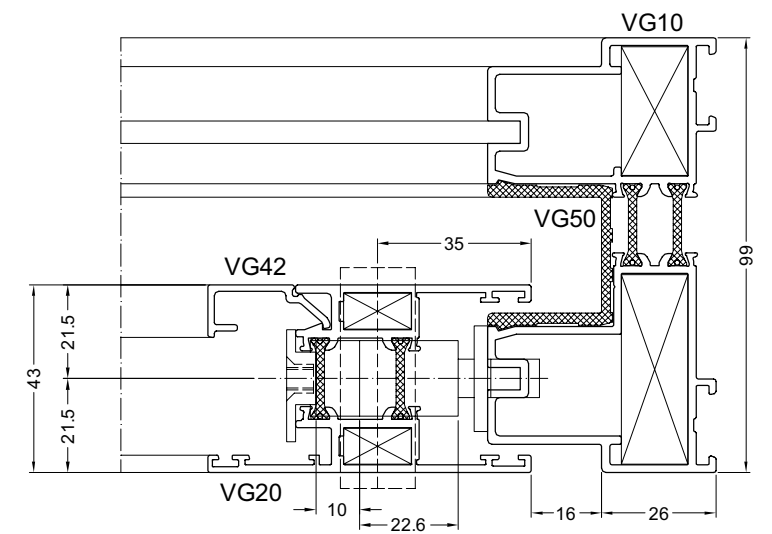
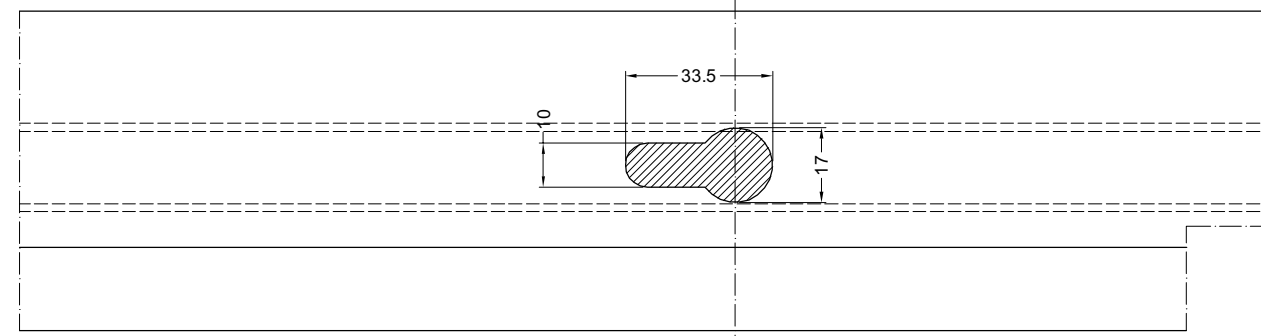
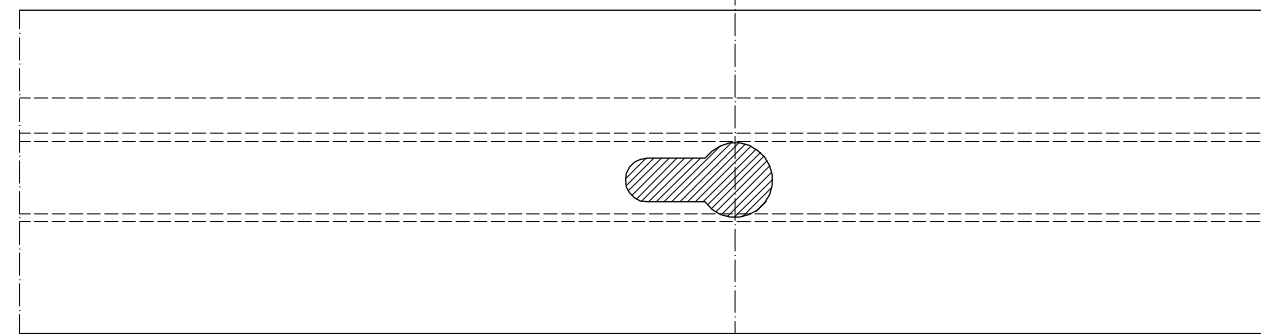
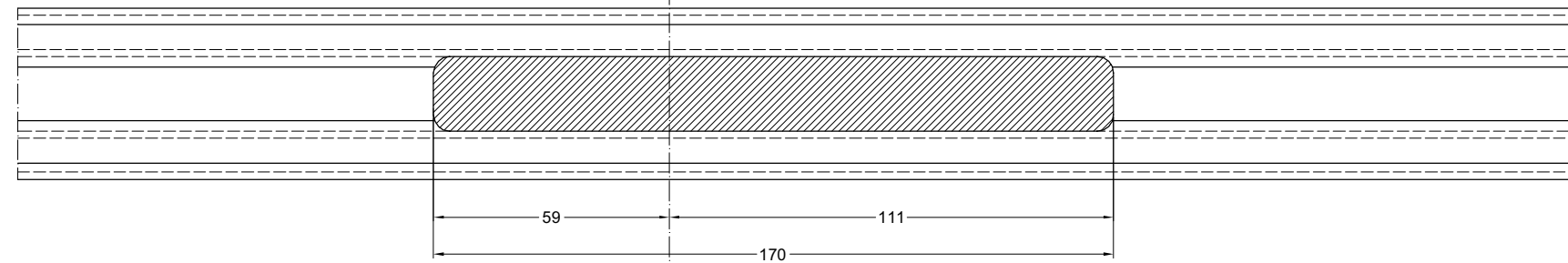
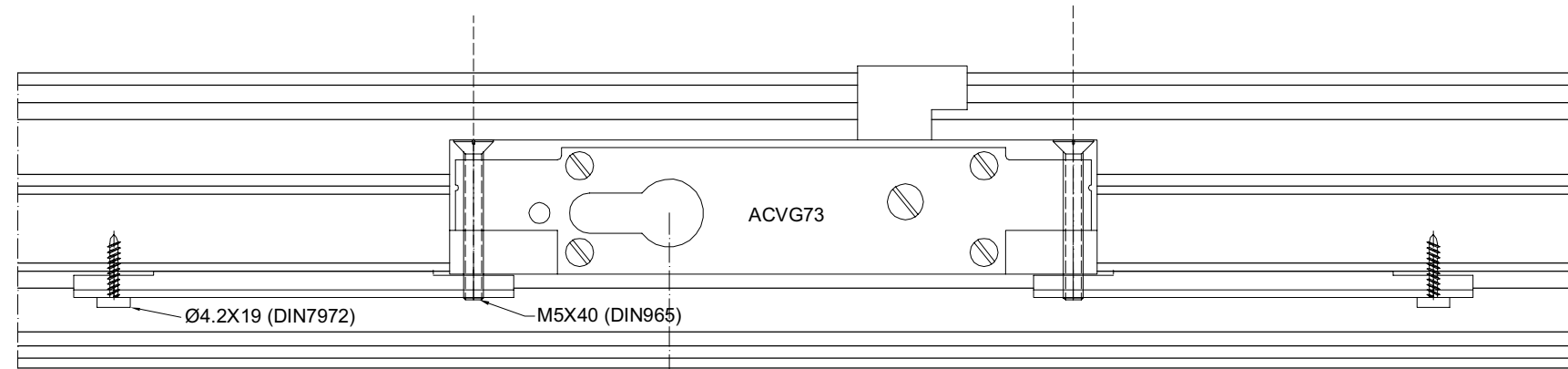
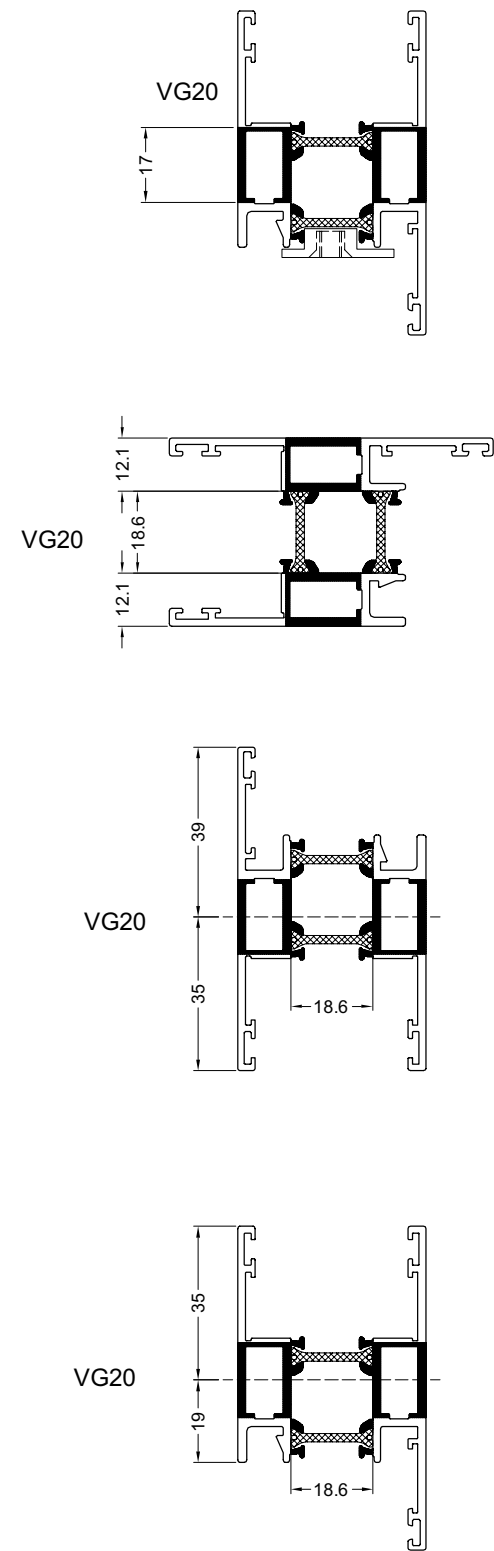
UITSPARING VOOR ACVG39
ENTAILLE POUR ACVG39
EINBAU FÜR ACVG39
EMBEDDING FOR ACVG39

WERKTEKENINGEN - DESSINS DE CONSTRUCTION - KONSTRUKTIONZEICHNUNGEN - CONSTRUCTION DRAWINGS



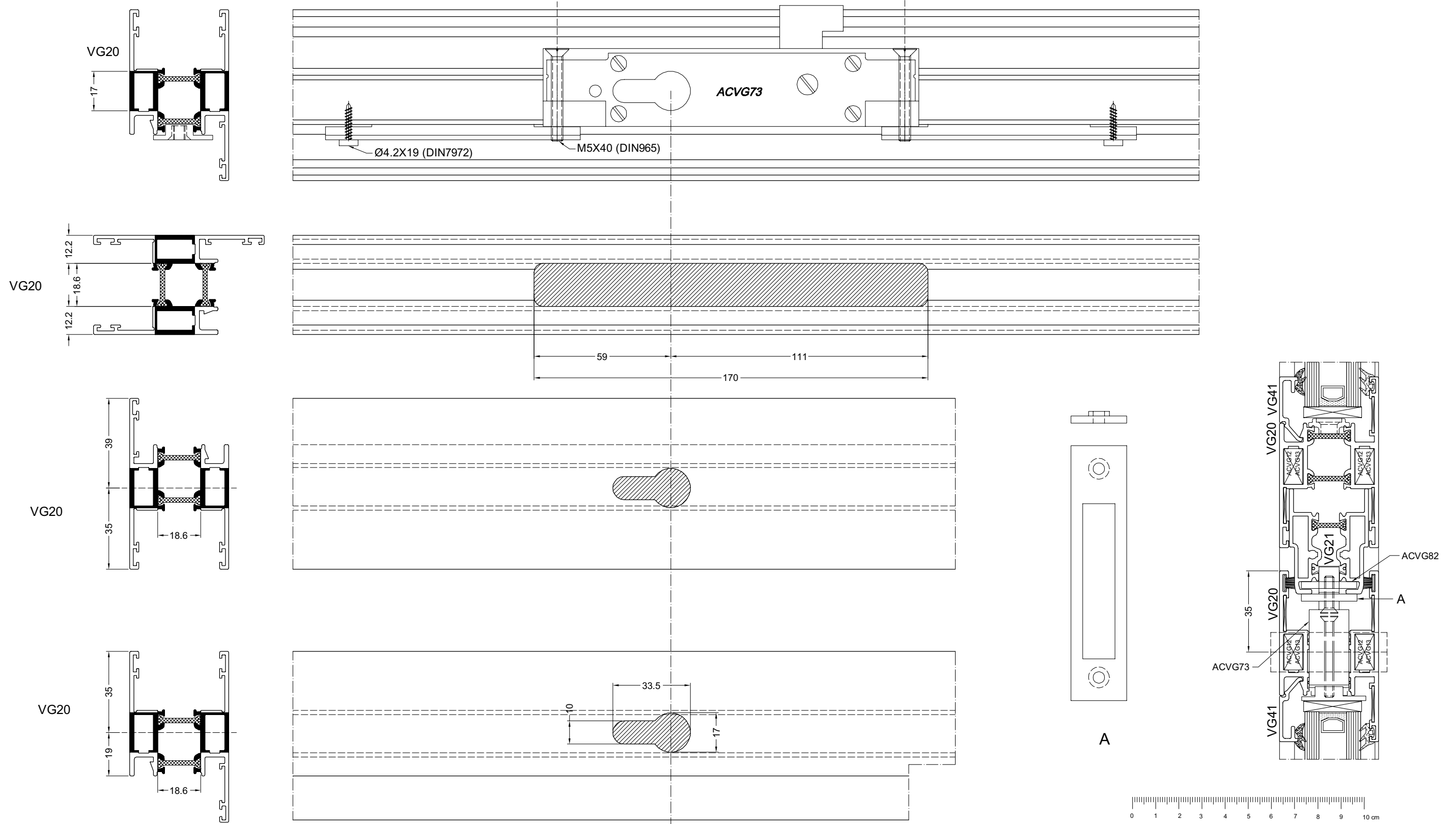
UITSPARING VOOR ACVG73
ENTAILLE POUR ACVG73
EINBAU FÜR ACVG73
EMBEDDING FOR ACVG73

WERKTEKENINGEN - DESSINS DE CONSTRUCTION - KONSTRUKTIONZEICHNUNGEN - CONSTRUCTION DRAWINGS



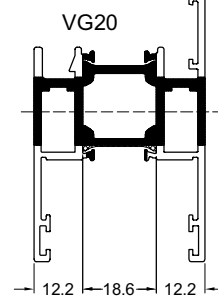
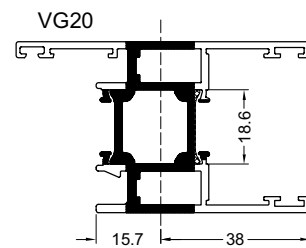
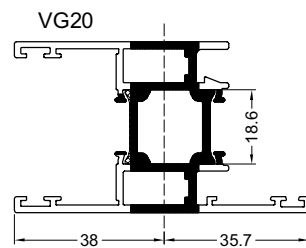
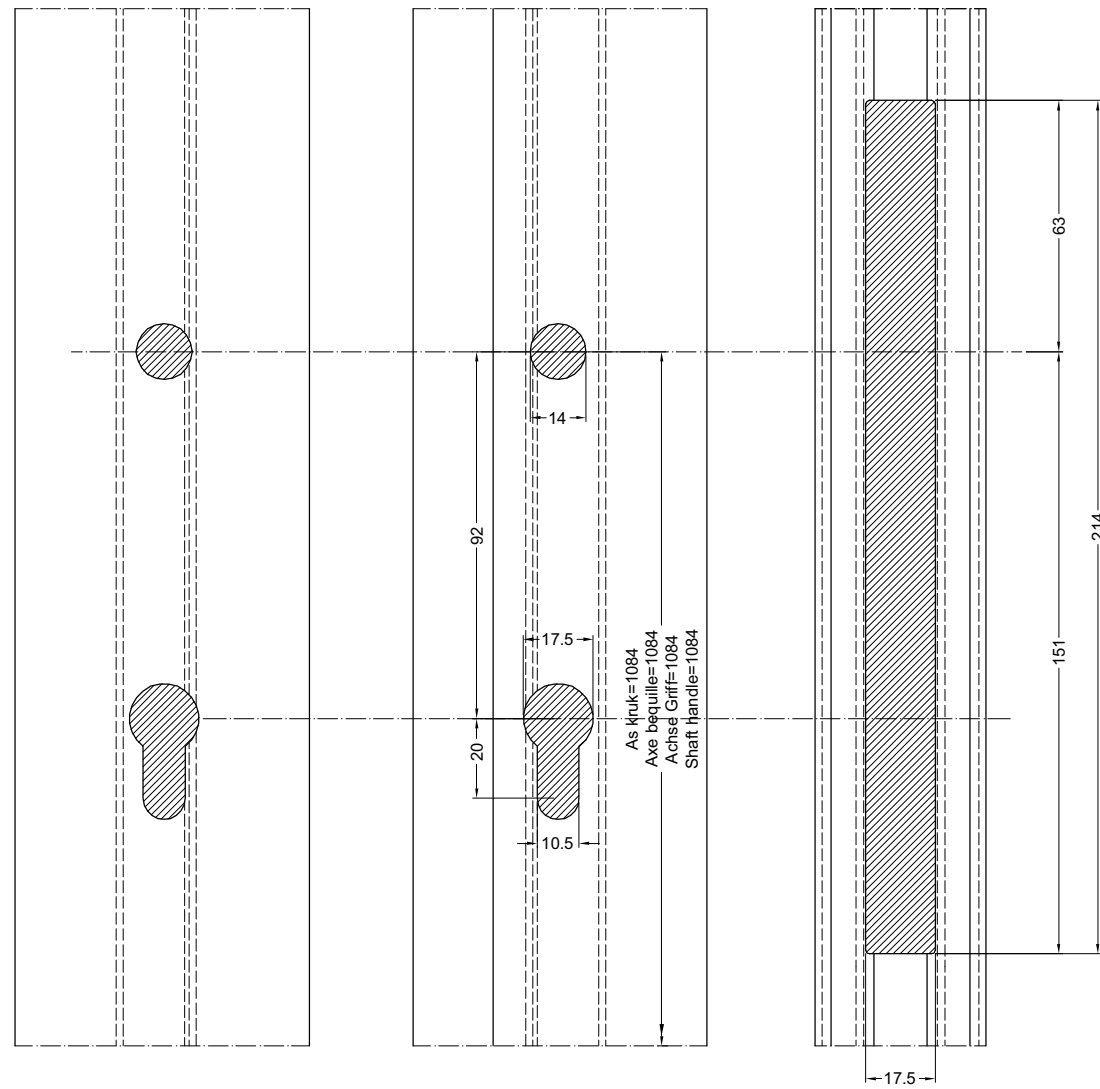
UITSPARING VOOR ACVG73 IN 4-DELIG SCHUIFRAAM
ENTAILLE POUR ACVG73 DANS 4-VANTAUX COULISSANTS
EINBAU FÜR ACVG73 IN 4 FLUGEL SCHIEBEFENSTER
EMBEDDING FOR ACVG73 IN 4 PANEL SLIDING WINDOW

WERKTEKENINGEN - DESSINS DE CONSTRUCTION - KONSTRUKTIONZEICHNUNGEN - CONSTRUCTION DRAWINGS

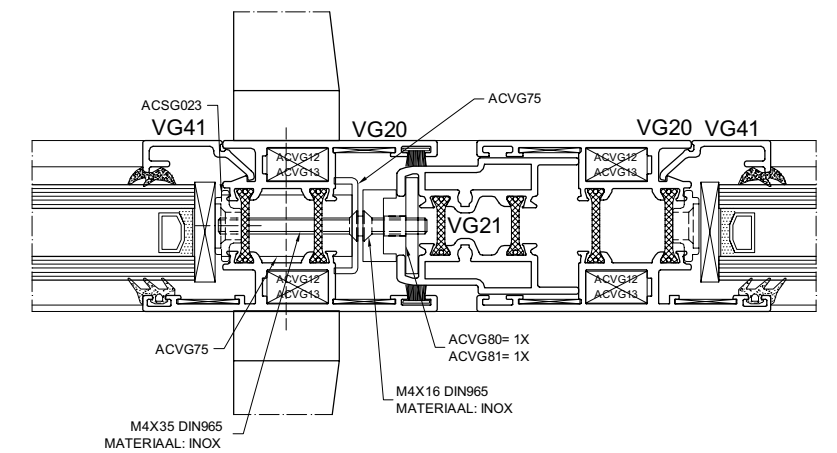
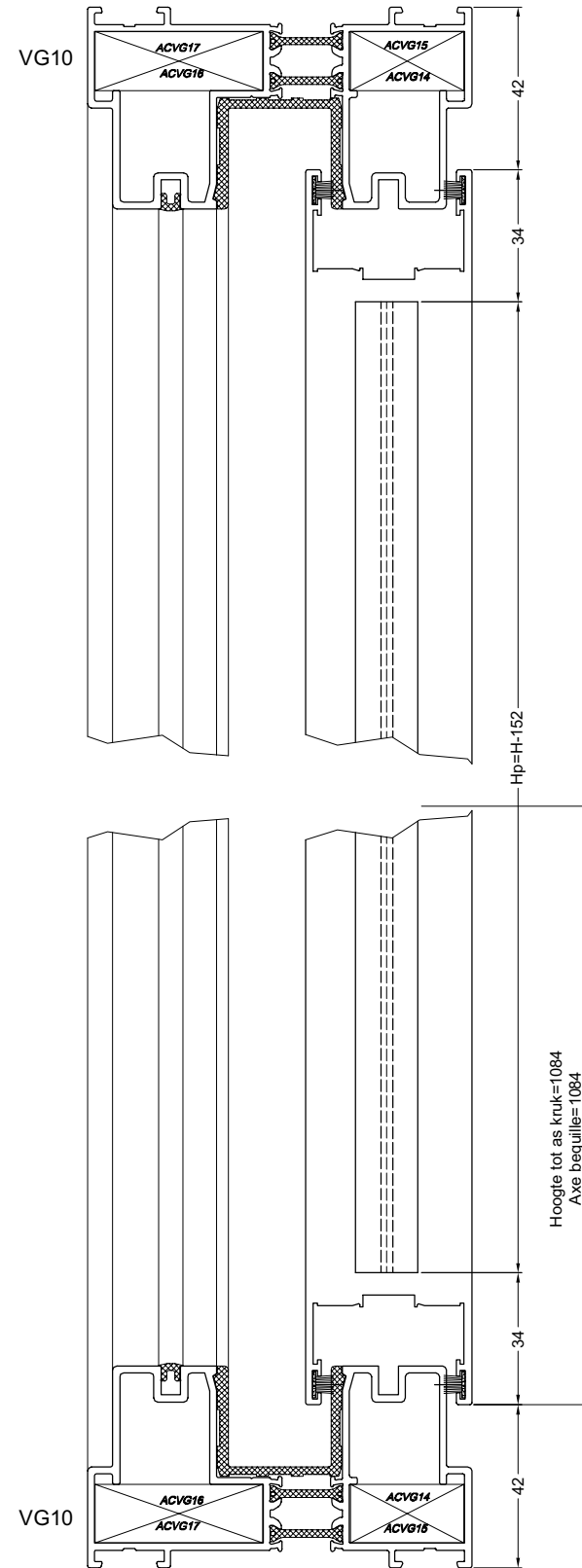


UITSPARING VOOR ACVG75 IN 4-DELIG SCHUIFRAAM
ENTAILLE POUR ACVG75 DANS 4-VANTAUX COULISSANTS
EINBAU FÜR ACVG75 IN 4 FLÜGEL SCHIEBEFENSTER
EMBEDDING FOR ACVG75 IN 4 PANEL SLIDING WINDOW

WERKTEKENINGEN - DESSINS DE CONSTRUCTION - KONSTRUKTIONZEICHNUNGEN - CONSTRUCTION DRAWINGS

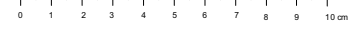
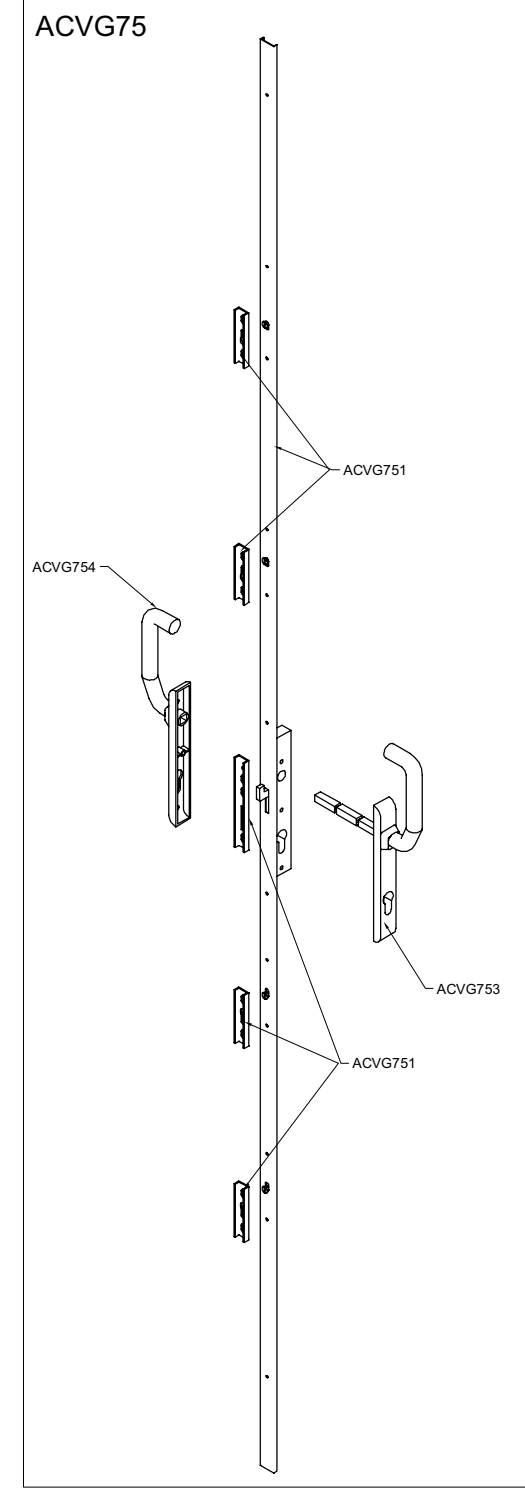
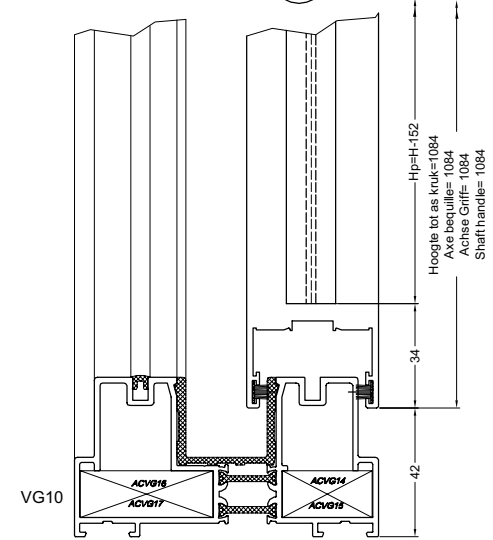
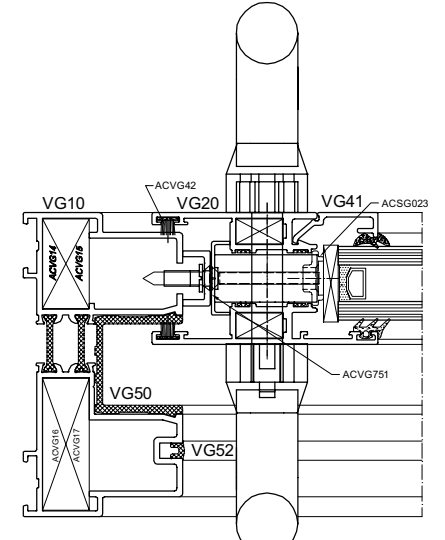
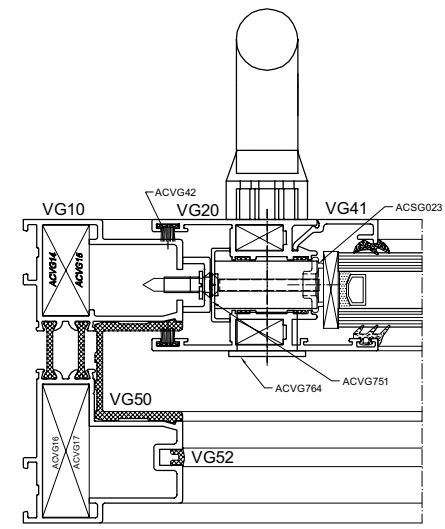
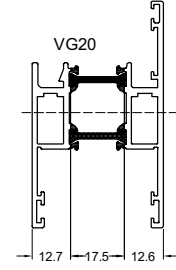
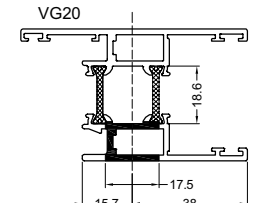
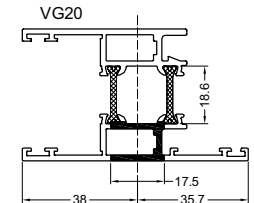
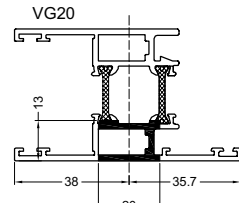
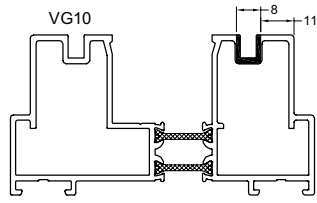
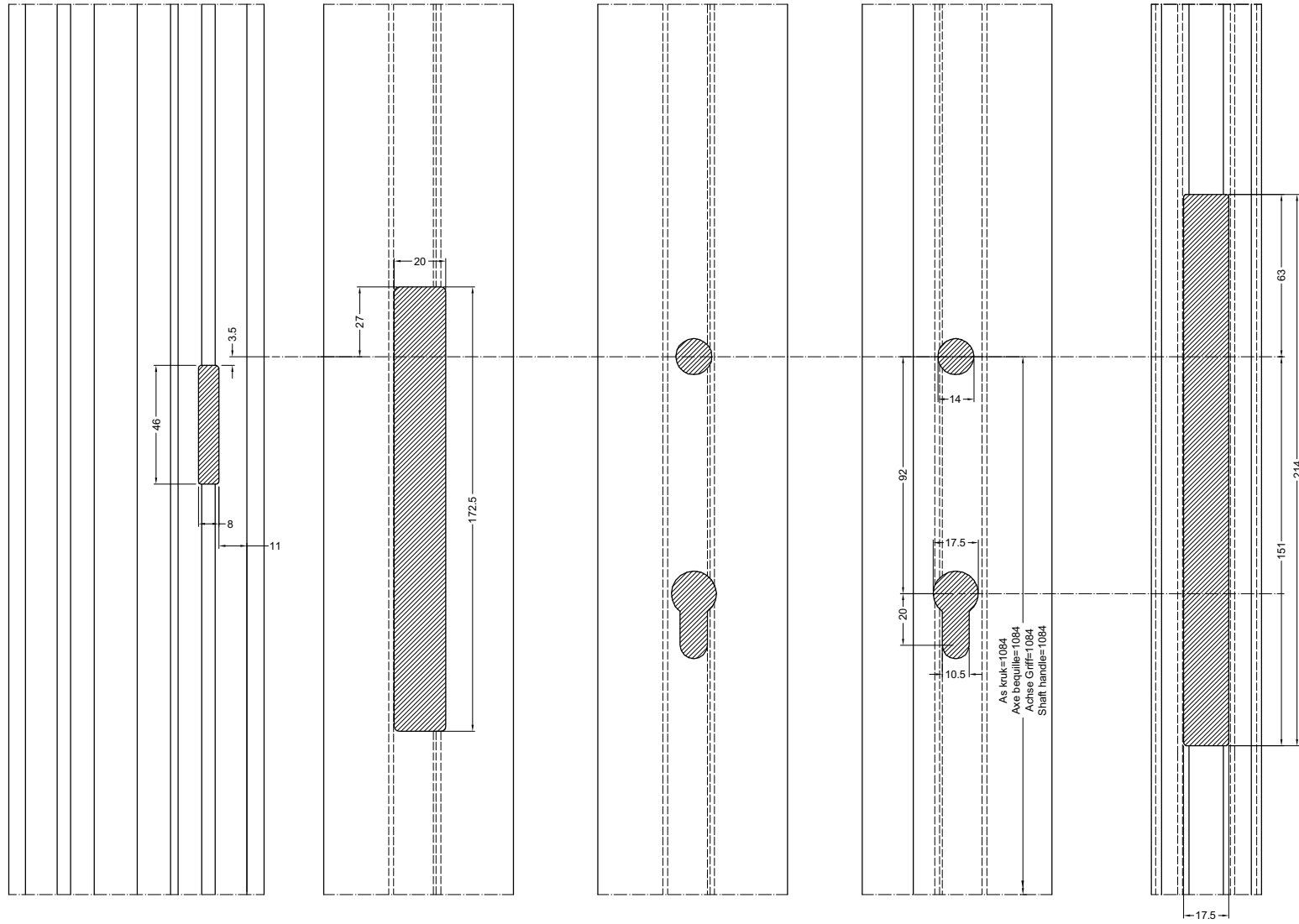


Hp=Hoogte meerpuntssluiting
Hp=Hauteur serrure a cinq points
Hp=Höhe 5 punkt schloss
Hp=Height 5 points lock



UITSPARING VOOR ACVG75 EN ACVG751
ENTAILLE POUR ACVG75 ET ACVG751
EINBAU FÜR ACVG75 ACVG751
EMBEDDING FOR ACVG75 ACVG751

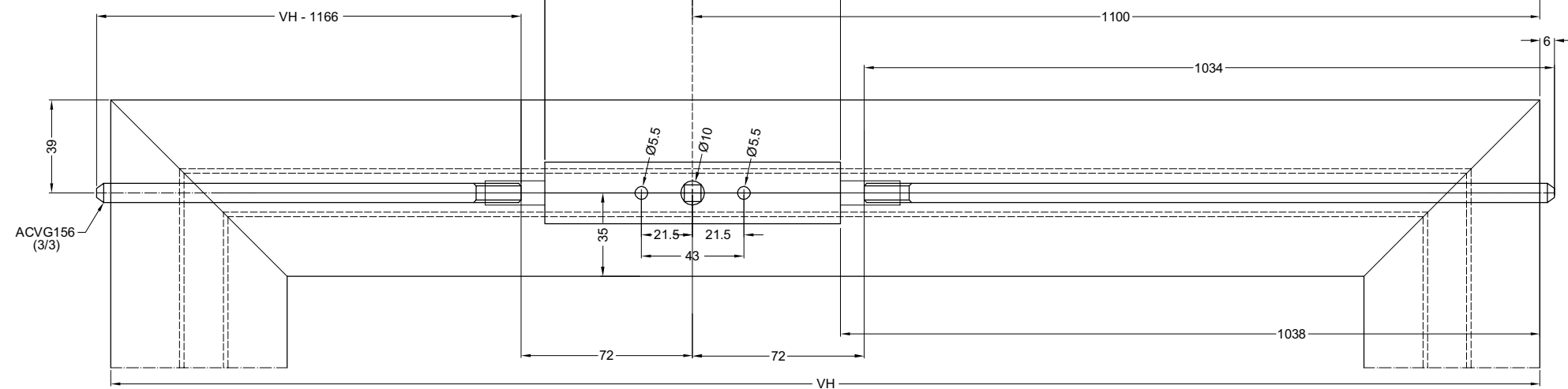
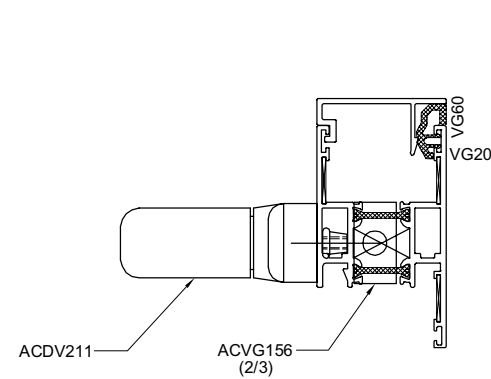
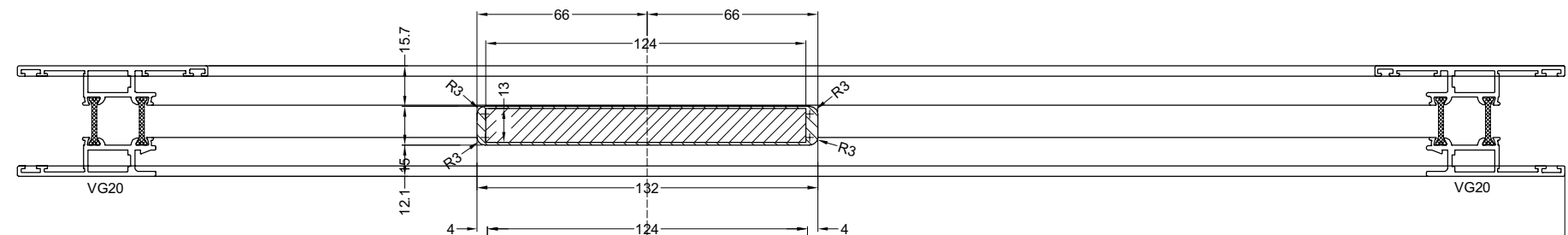
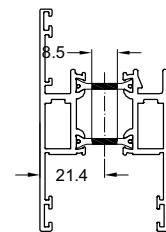

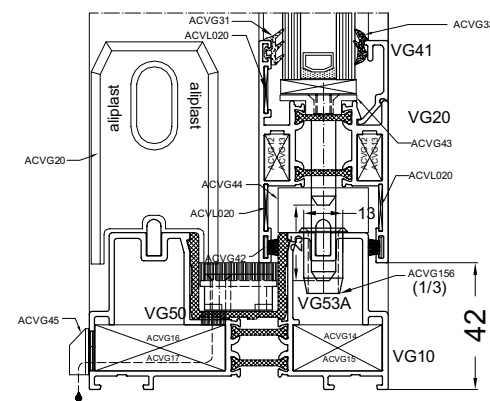
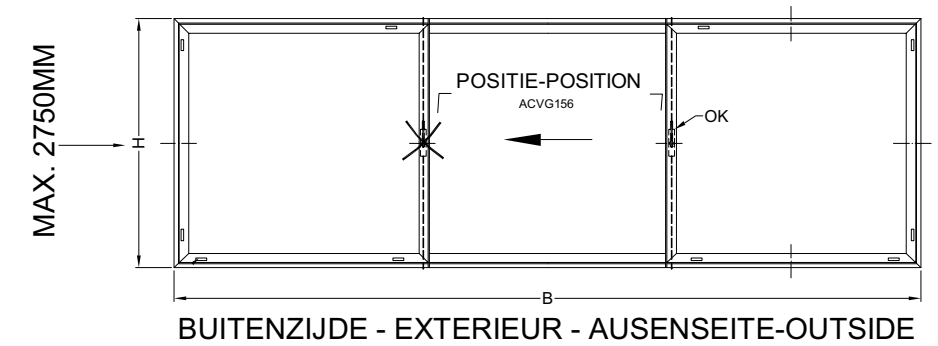
WERKTEKENINGEN - DESSINS DE CONSTRUCTION - KONSTRUKTIONZEICHNUNGEN - CONSTRUCTION DRAWINGS



Hp=Hoogte meerpuntsluiting
Hp=Hauteur serrure a cinq points
Hp=Höhe 5 punkt schloss
Hp=Height 5 points lock

UITSPARING VOOR ACVG156 IN 3-DELIG SCHUIFRAAM
ENTAILLE POUR ACVG156 DANS 3 VANTAUX COULISSANTS
EINBAU FÜR ACVG156 IN 3 FLÜGEL SCHIEBEFENSTER
EMBEDDING FOR ACVG156 IN 3 PANEL SLIDING WINDOW

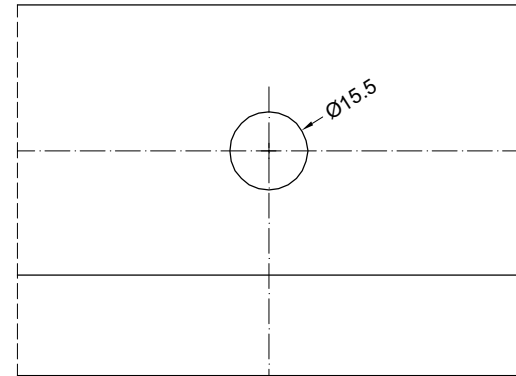
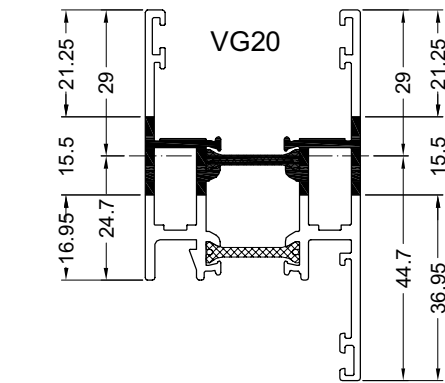
WERKTEKENINGEN - DESSINS DE CONSTRUCTION - KONSTRUKTIONZEICHNUNGEN - CONSTRUCTION DRAWINGS



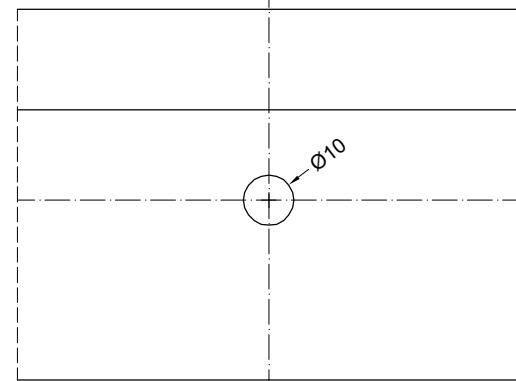
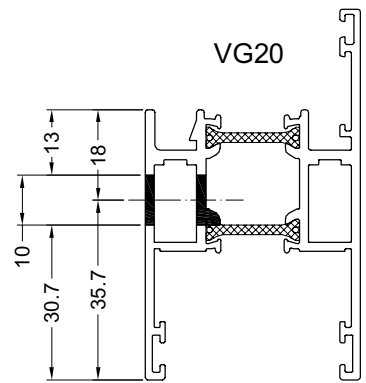
ONDERZIJDJE
DESSOUS
UNTERSEITE
BOTTOM

UITSPARING VOOR ACVG256
ENTAILLE POUR ACVG256
EINBAU FÜR ACVG256
EMBEDDING FOR ACVG256

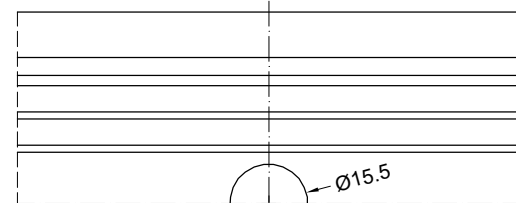
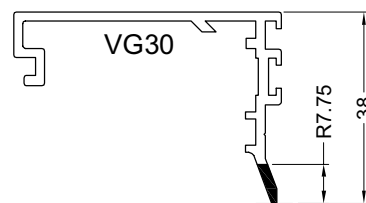
WERKTEKENINGEN - DESSINS DE CONSTRUCTION - KONSTRUKTIONZEICHNUNGEN - CONSTRUCTION DRAWINGS



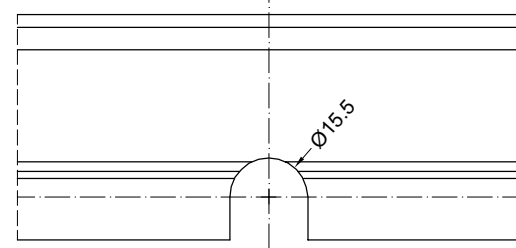
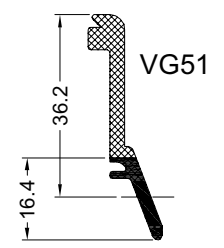
(B)



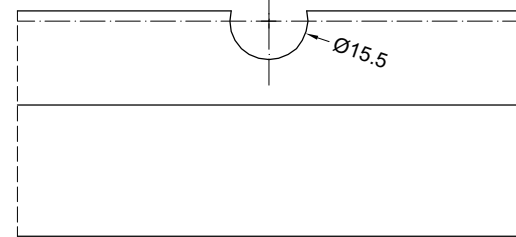
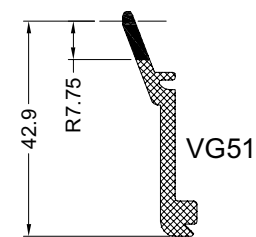
(A)



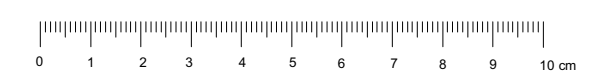
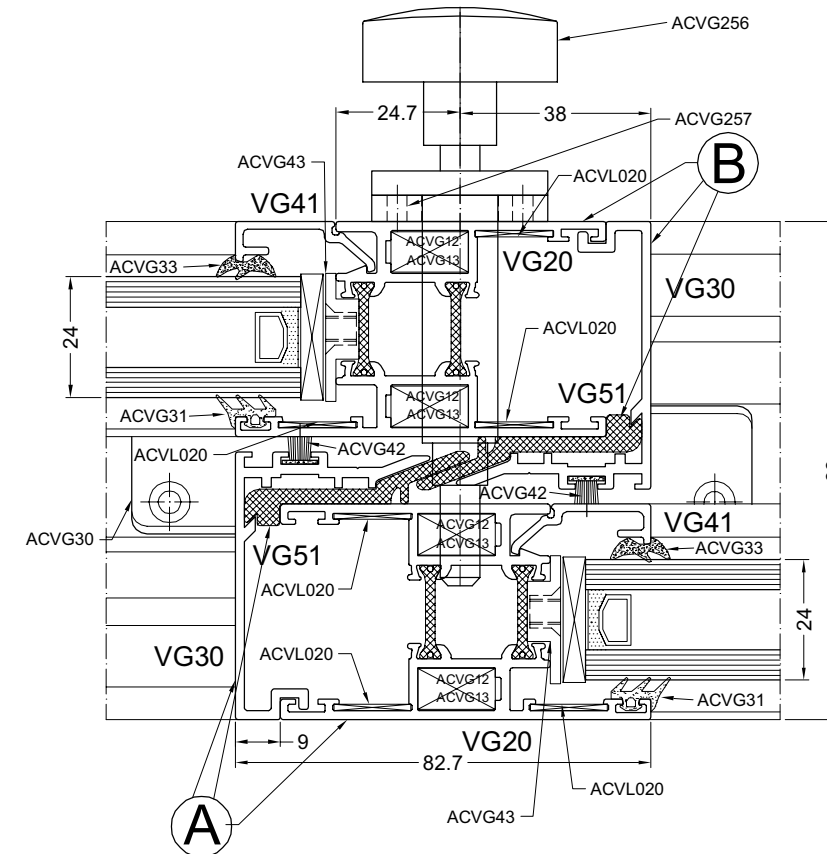
(B)



(B)



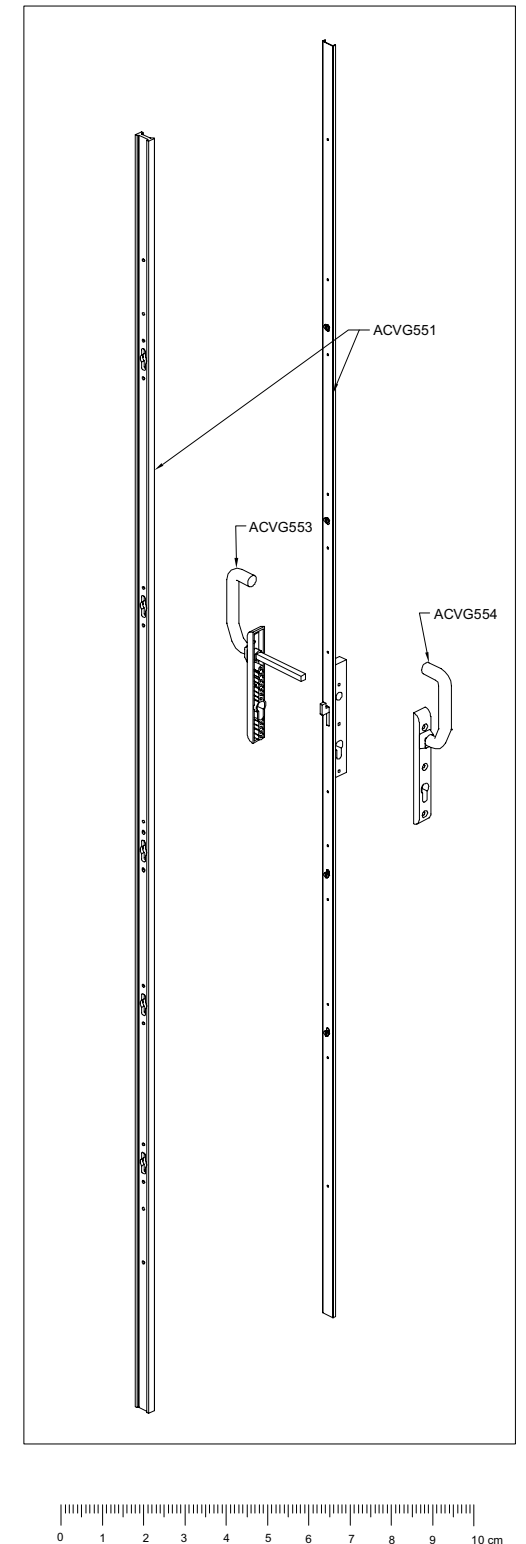
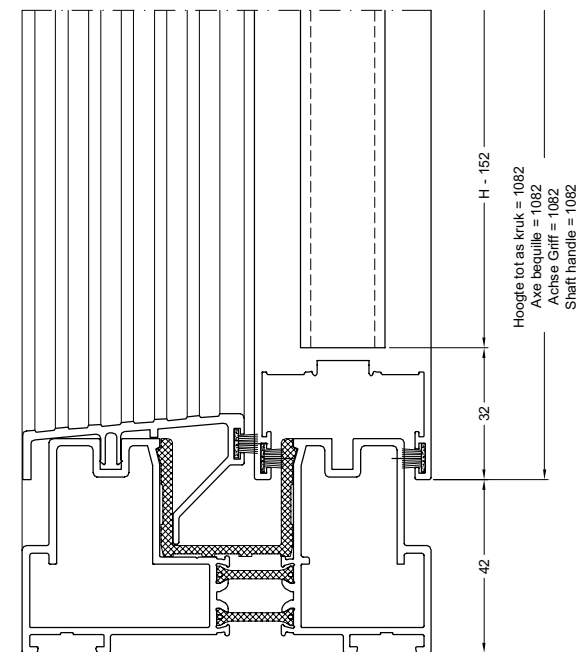
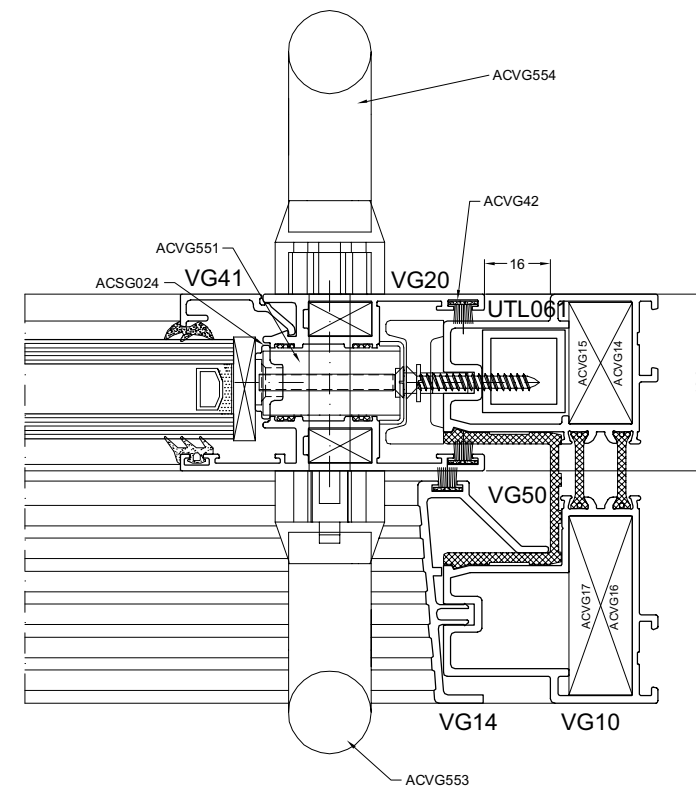
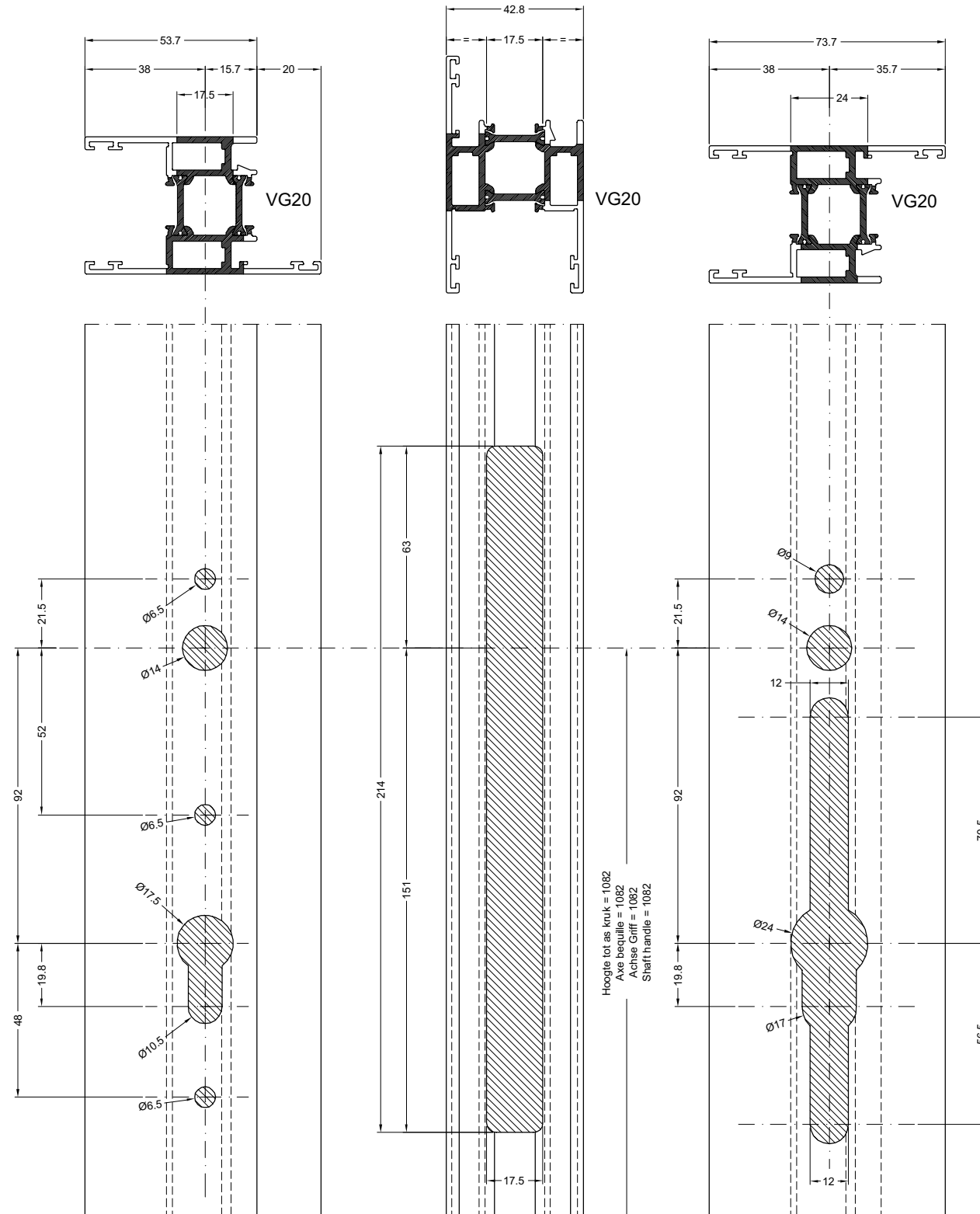
(A)



midvergrendel

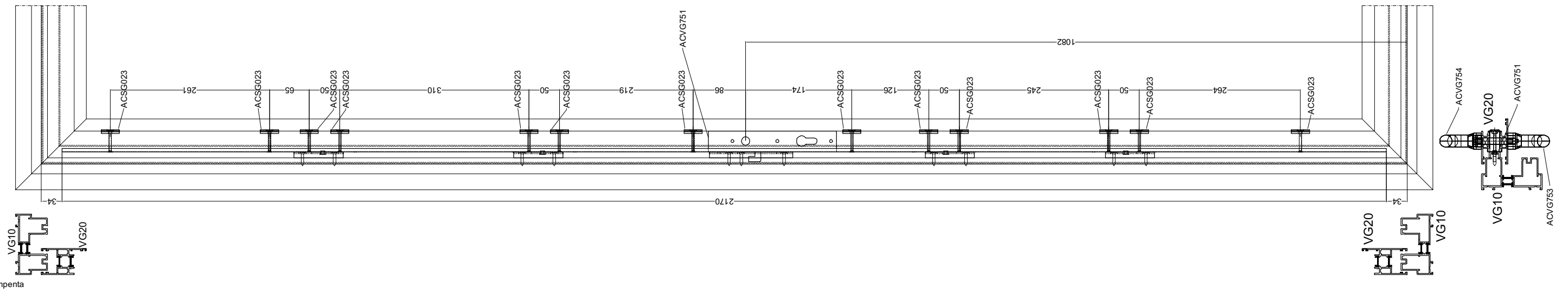
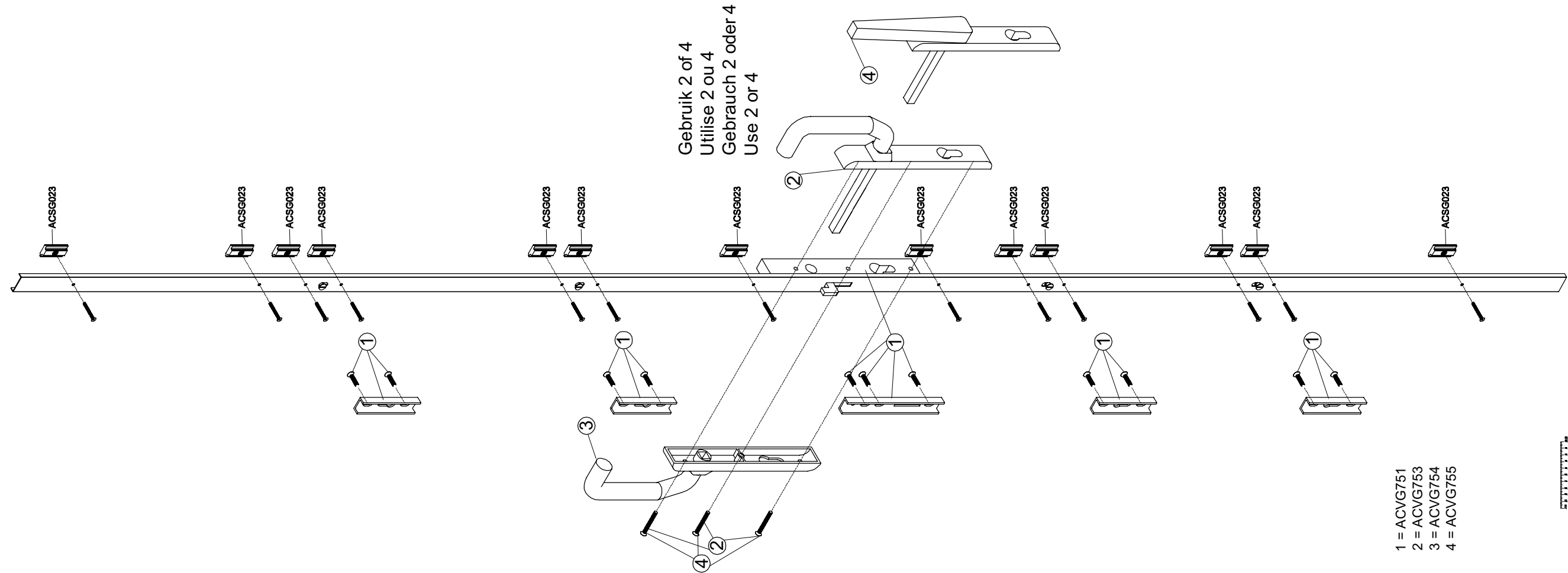
UITSPARING VOOR ACVG553 EN ACVG554
ENTAILLE POUR ACVG553 ET ACVG554
EINBAU FÜR ACVG553 UND ACVG554
EMBEDDING FOR ACVG553 AND ACVG554

WERKTEKENINGEN - DESSINS DE CONSTRUCTION - KONSTRUKTIONZEICHNUNGEN - CONSTRUCTION DRAWINGS



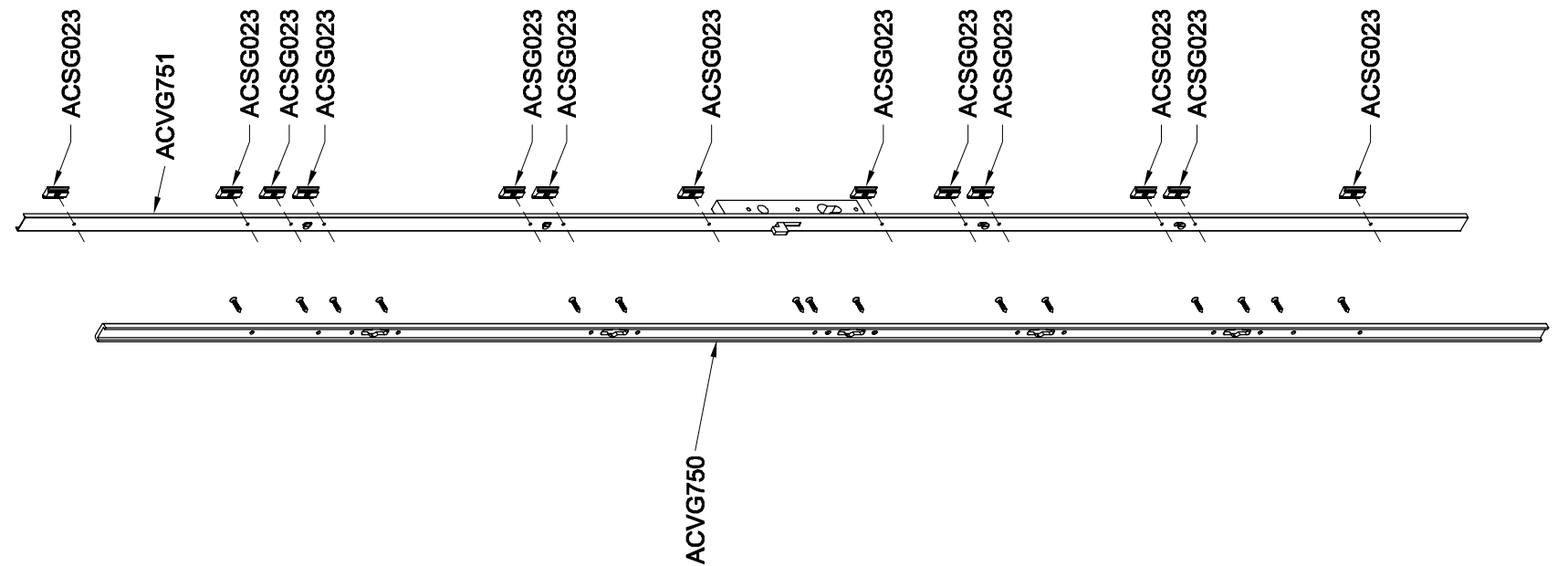
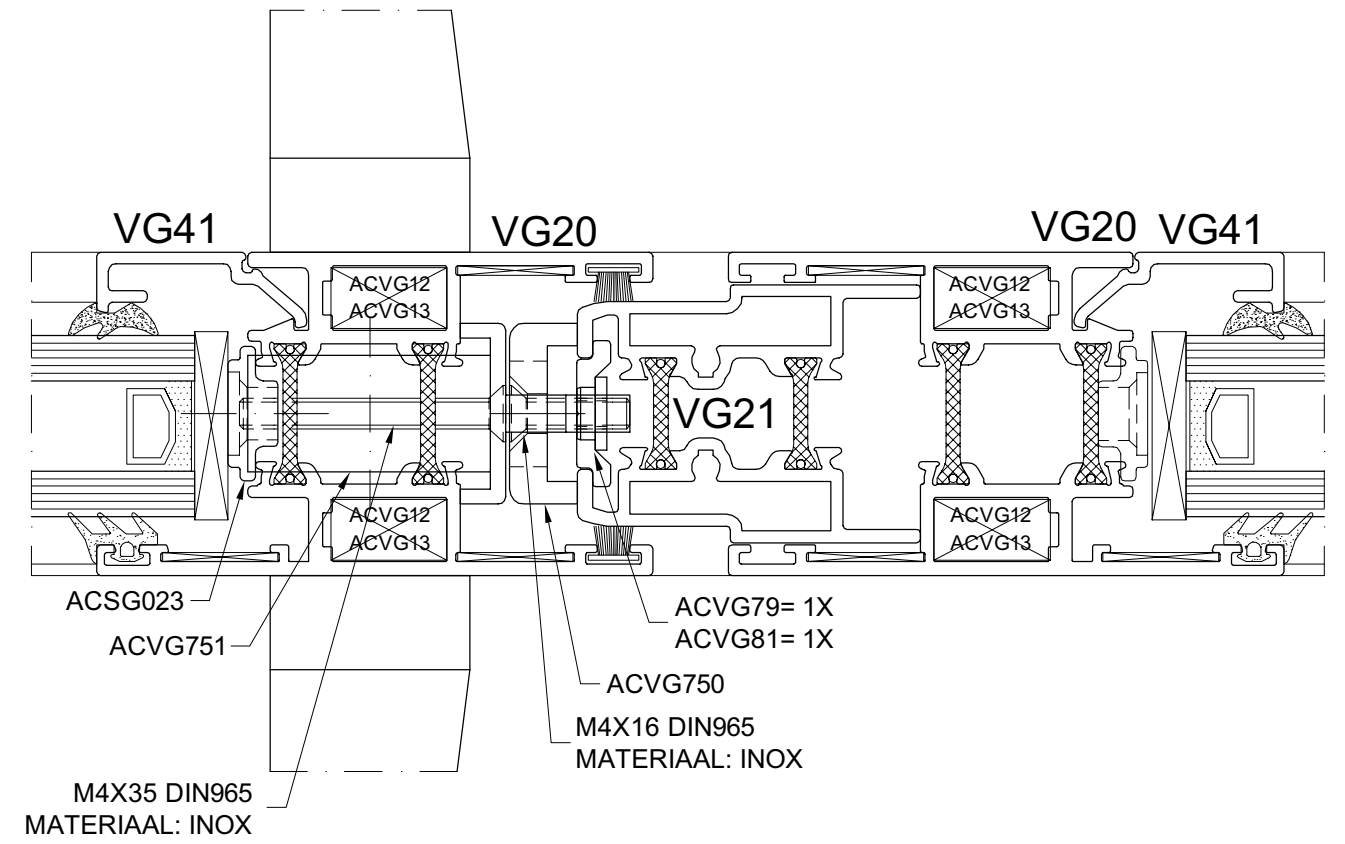
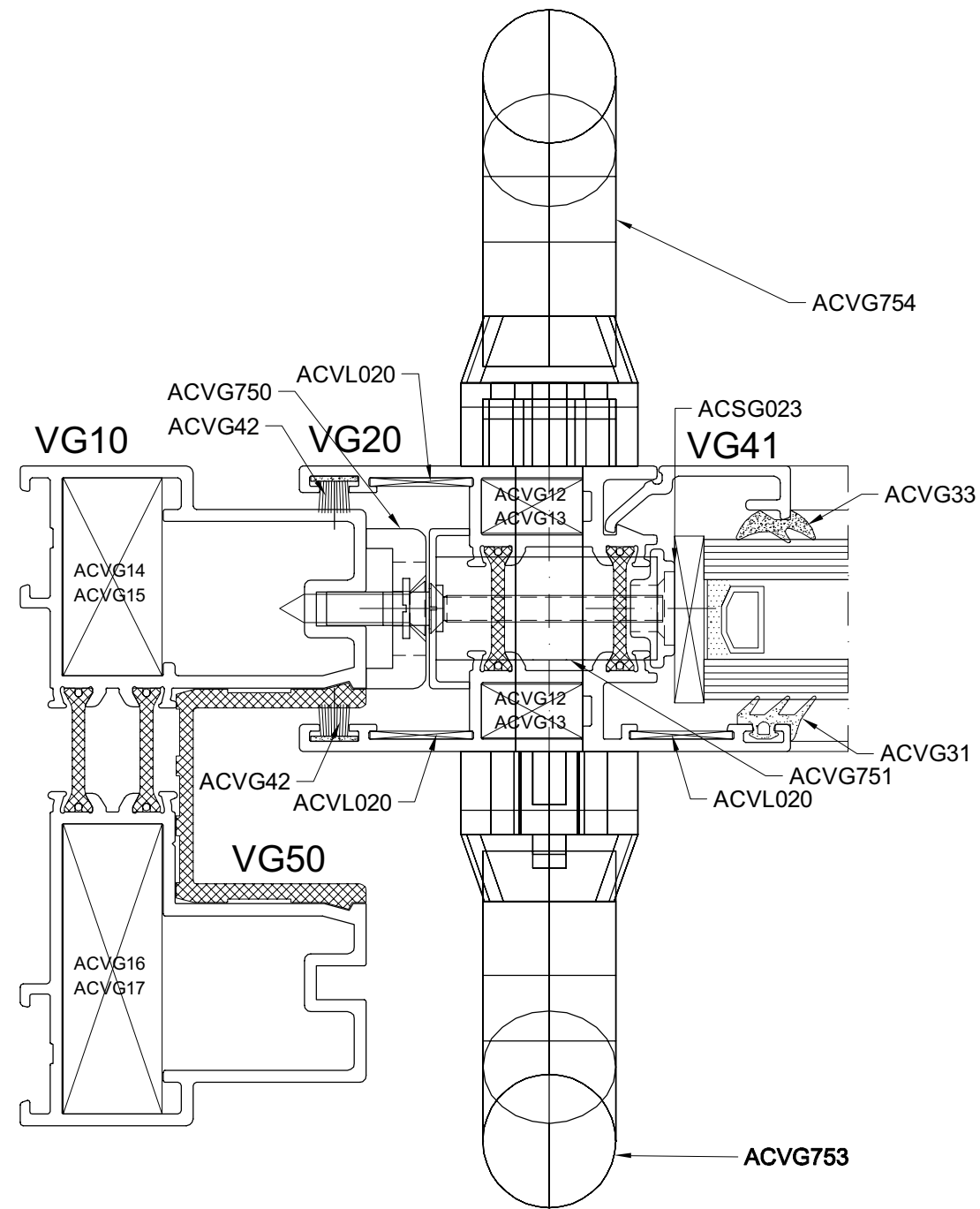
MONTAGE PENTALOCK
MONTAGE PENTALOCK
MONTAGE PENTALOCK
MONTAGE PENTALOCK

WERKTEKENINGEN - DESSINS DE CONSTRUCTION - KONSTRUKTIONZEICHNUNGEN - CONSTRUCTION DRAWINGS



MONTAGE ACVG750
MONTAGE ACVG750
MONTAGE ACVG750
MONTAGE ACVG750

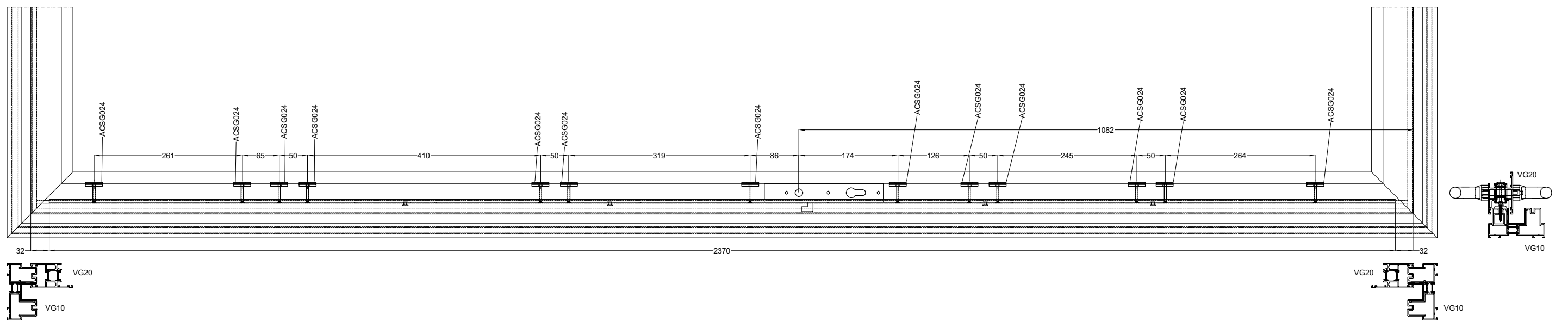
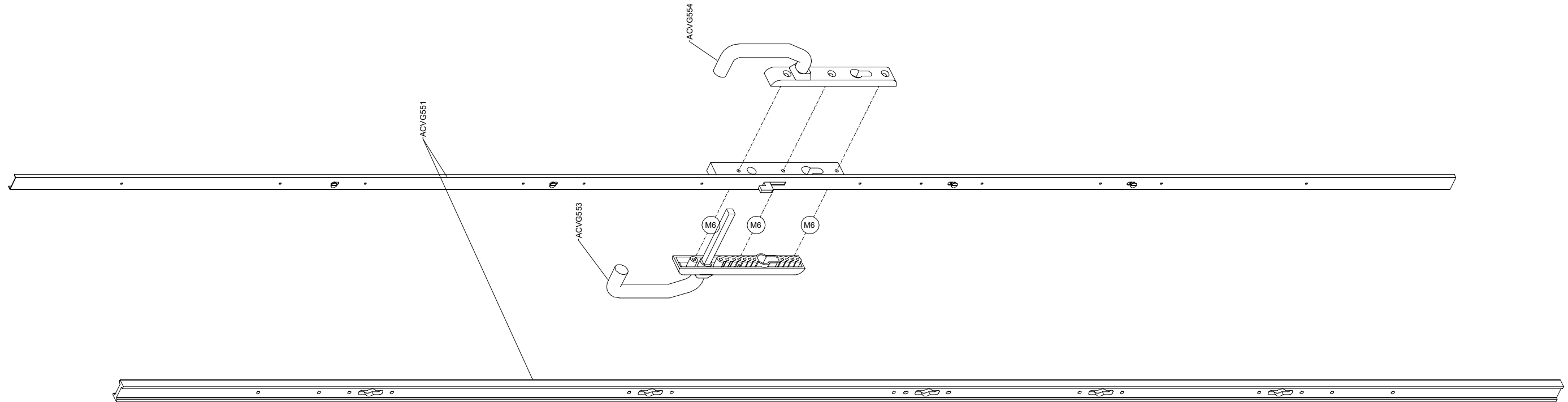
WERKTEKENINGEN - DESSINS DE CONSTRUCTION - KONSTRUKTIONZEICHNUNGEN - CONSTRUCTION DRAWINGS



macvg750

MONTAGE INBRAAK VERTRAGENDE PENTALOCK
 MONTAGE PENTALOCK ANTI EFFRACTION
 MONTAGE PENTALOCK EINBRUCHHEMMEND
 MONTAGE BRUGLARY PROOF PENTALOCK

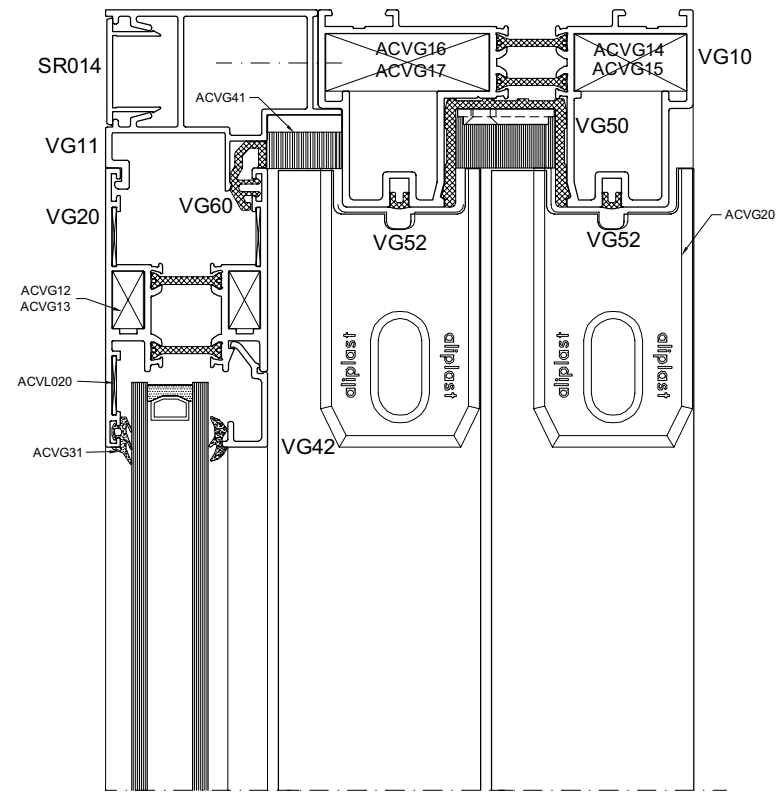
WERKTEKENINGEN - DESSINS DE CONSTRUCTION - KONSTRUKTIONZEICHNUNGEN - CONSTRUCTION DRAWINGS



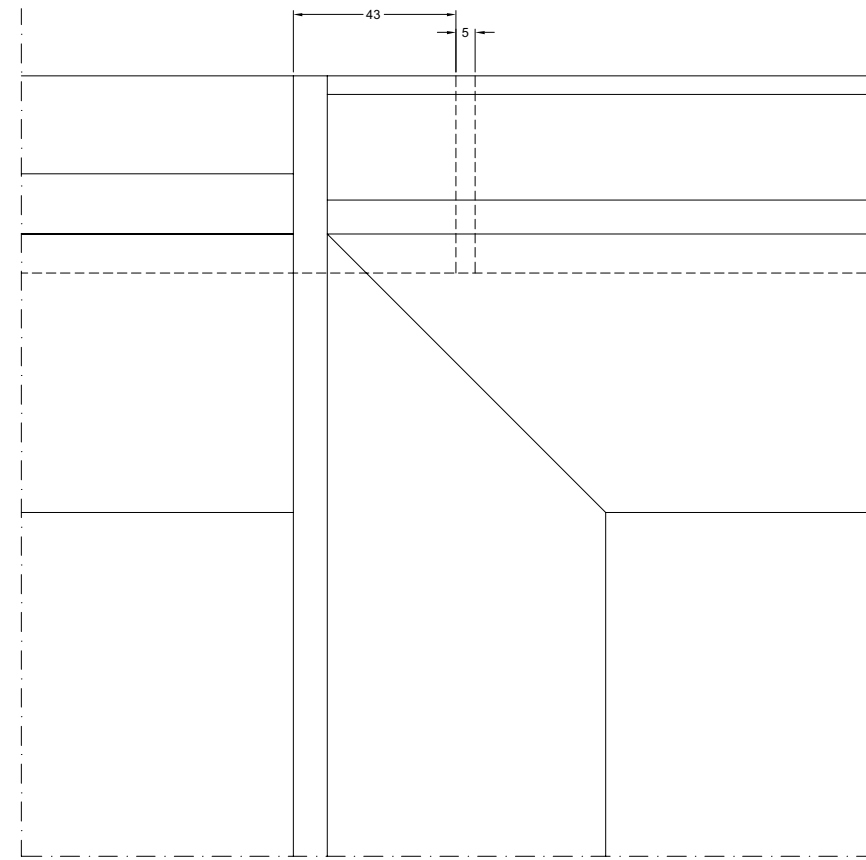
inbraak

BEWERKING VG10 MET VG11
USINAGE VG10 AVEC VG11
BEARBEITUNG VG10 MIT VG11
MACHINING VG10 WITH VG11

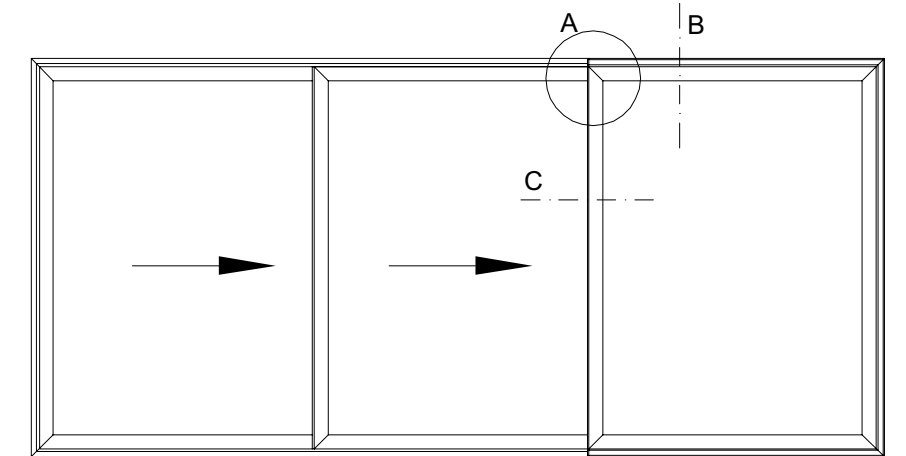
WERKTEKENINGEN - DESSINS DE CONSTRUCTION - KONSTRUKTIONZEICHNUNGEN - CONSTRUCTION DRAWINGS



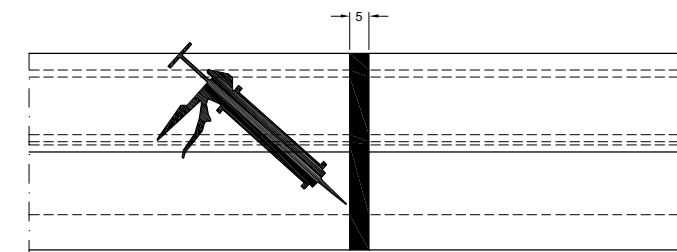
SNEDE B



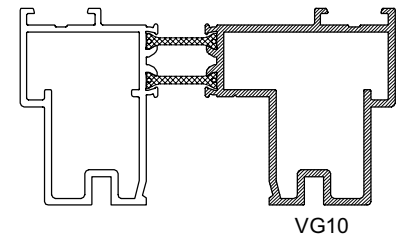
DETAIL A



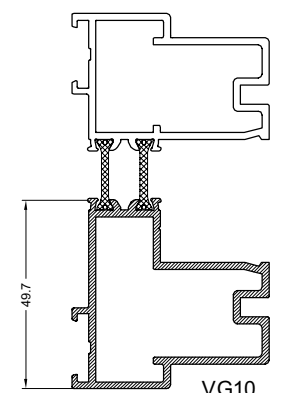
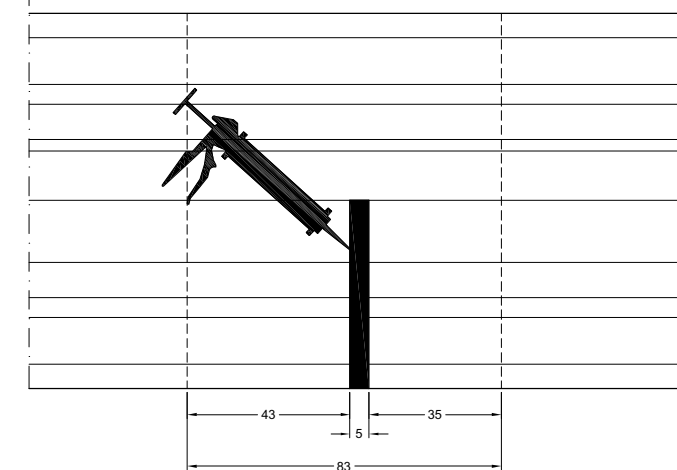
BUITENAANZICHT 3-DELIG SCHUIFFRAAM



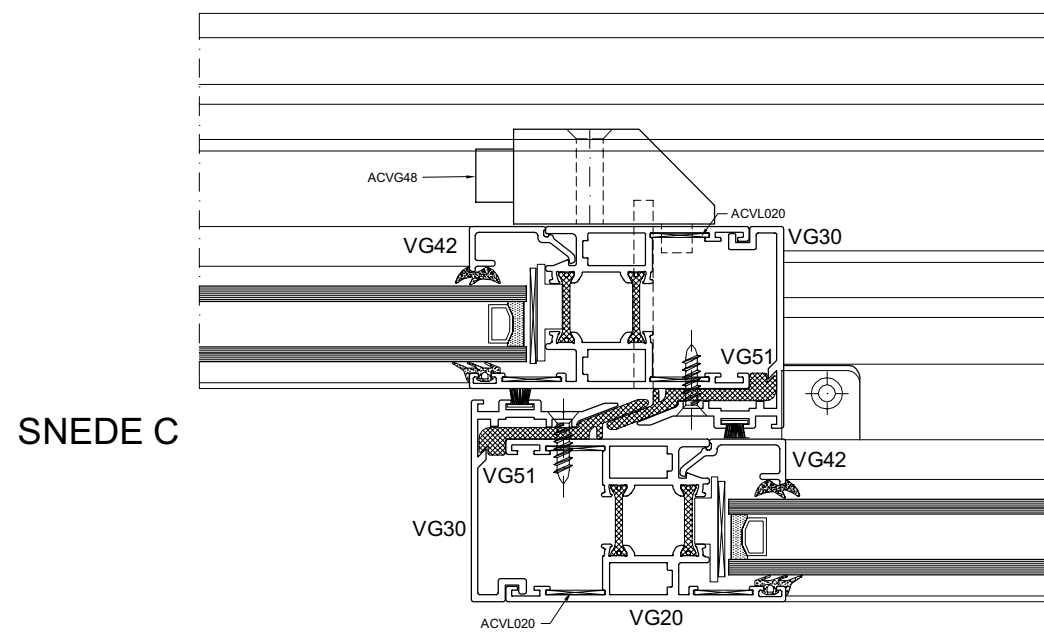
ZAAGSNEDE ENKEL IN BUITENSTE DEEL VG10



VG10



VG10



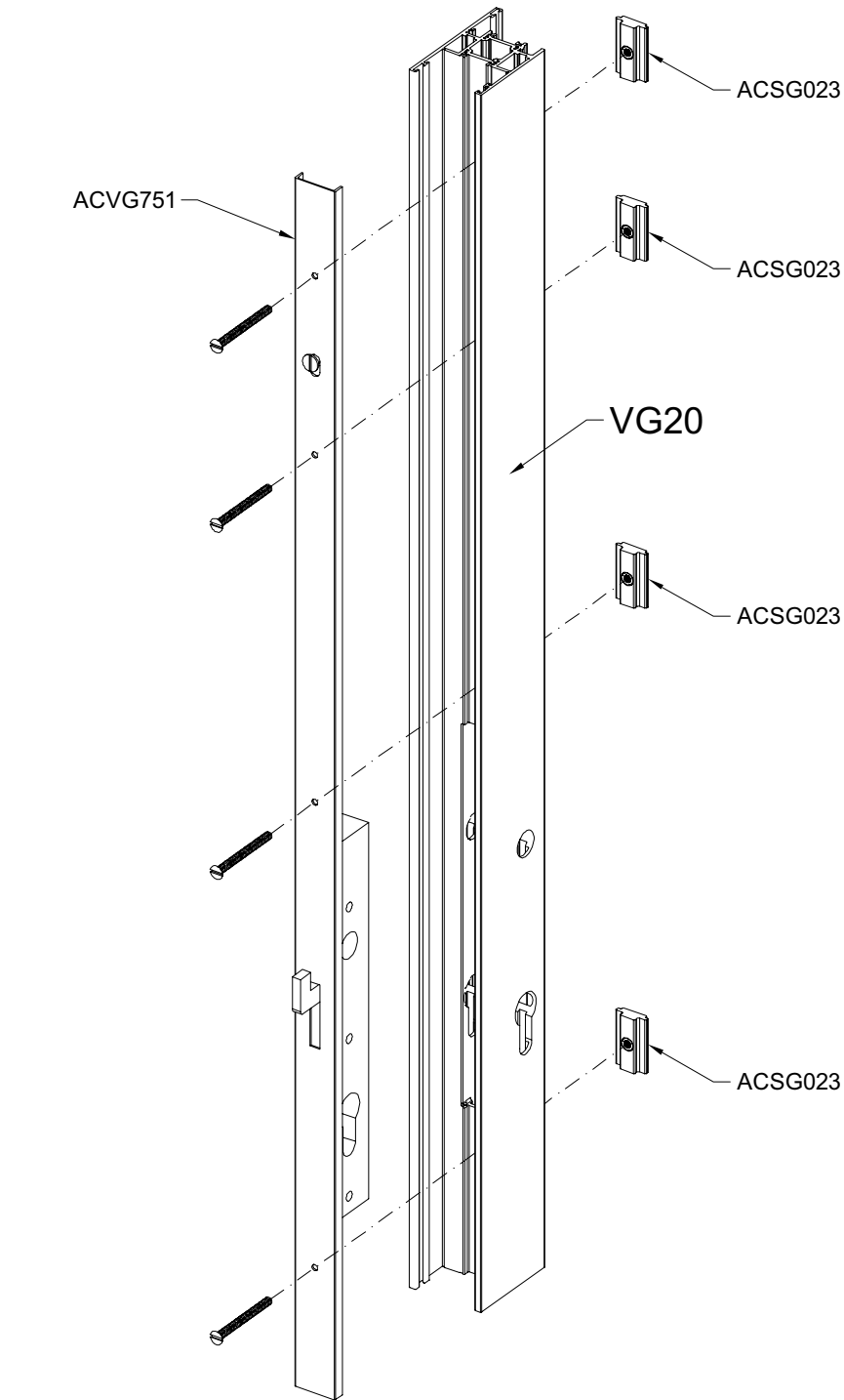
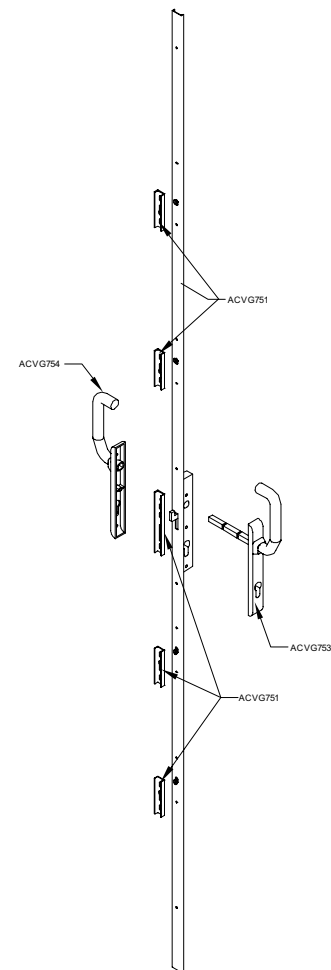
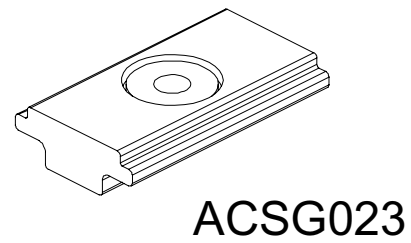
SNEDE C



vg3deelb

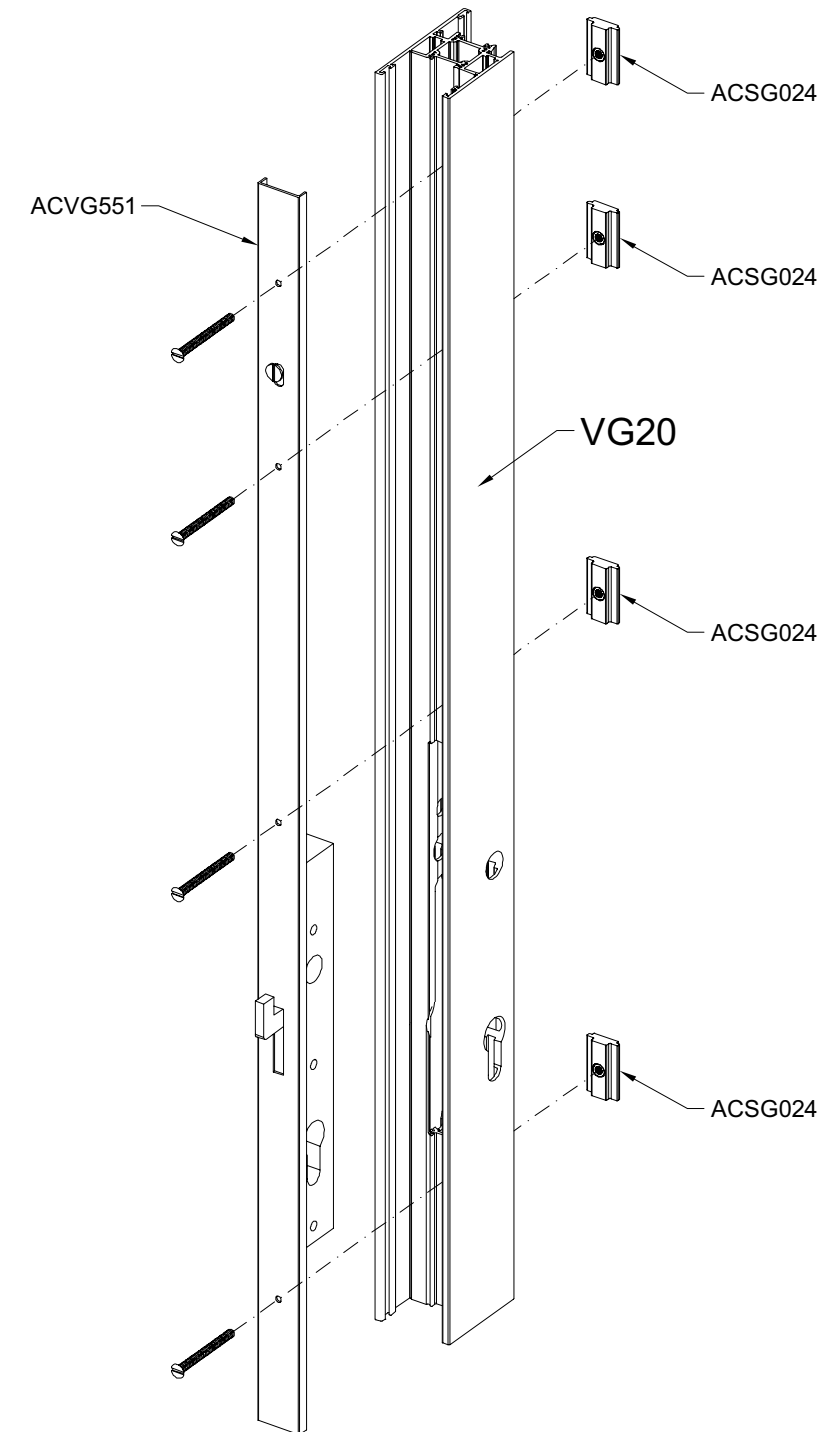
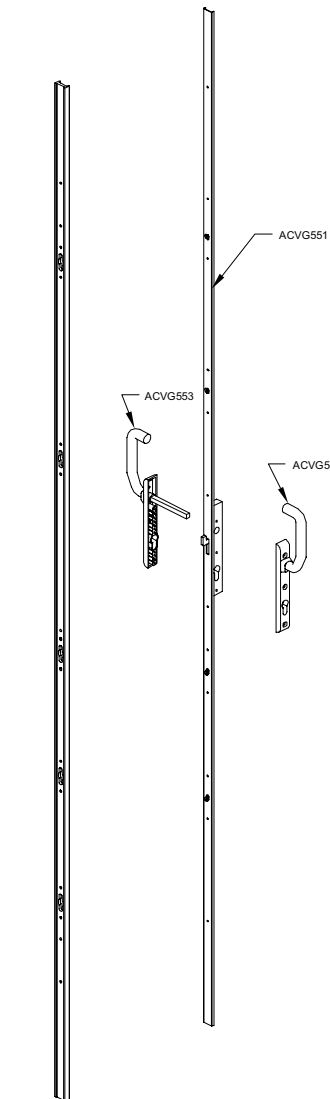
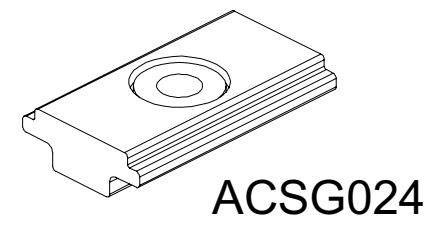
MONTAGE ACSG023 / ASCG024
MONTAGE ACSG023 / ACSG024
MONTAGE ACSG023 / ACSG024
MONTAGE ACSG023 / ACSG024

WERKTEKENINGEN - DESSINS DE CONSTRUCTION - KONSTRUKTIONZEICHNUNGEN - CONSTRUCTION DRAWINGS

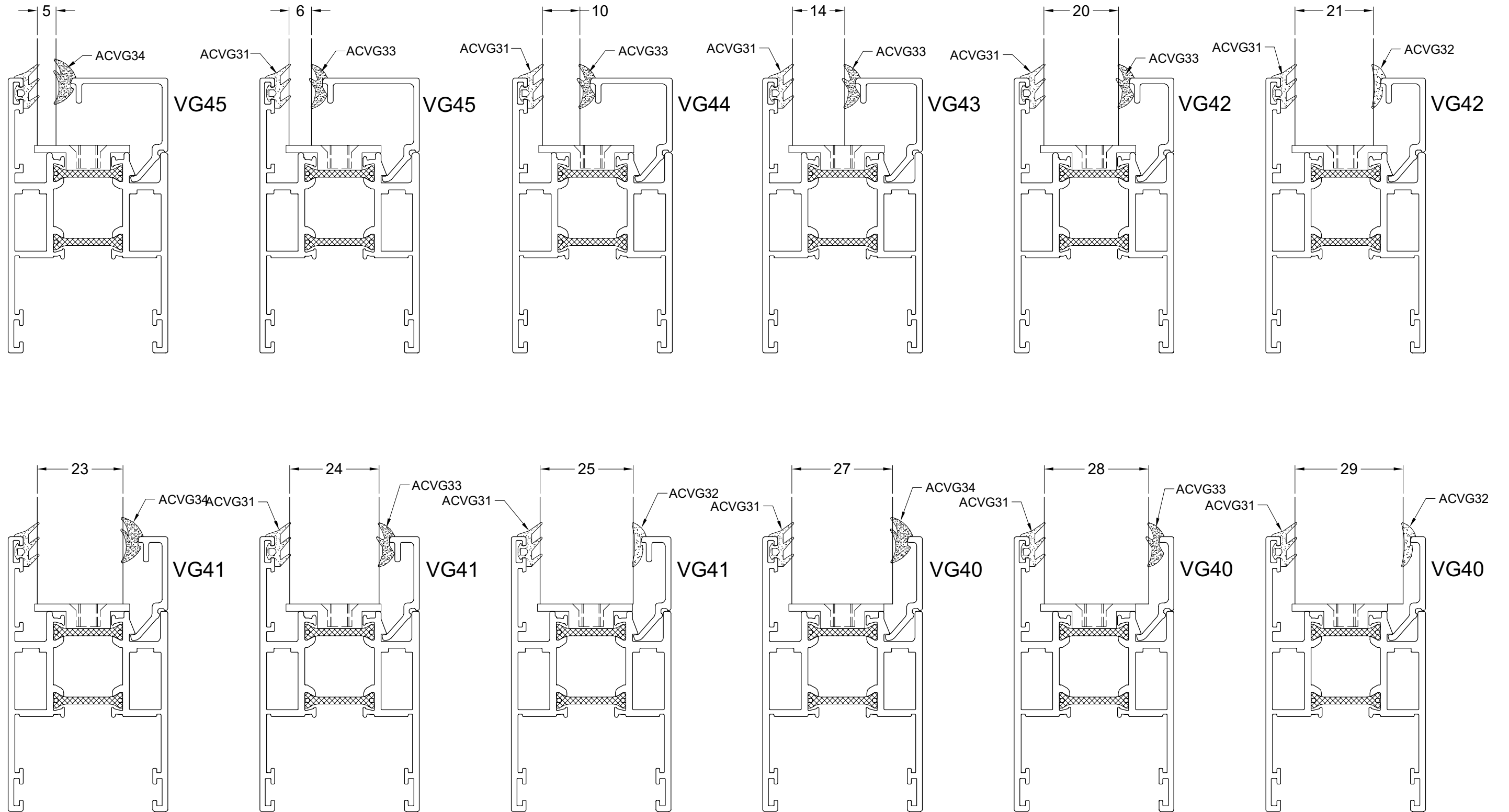


5 puntslot
Serrure 5 points
5 Punkt Schloss
Lock with 5 points

monacsg023



Inbraakvertragend 5 puntslot
Serrure 5 points - anti effraction
5 Punkt Schloss - einbruchhemmend
Lock with 5 points - burglary proof



werkt01

