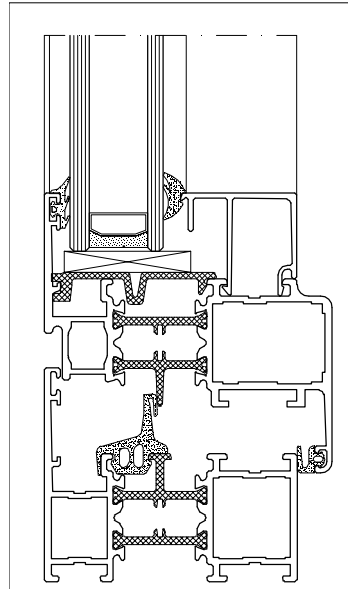


imperial

RAMEN EN DEUREN - 65mm
FENETRES ET PORTES - 65mm
FENSTER UND TUREN - 65mm
WINDOWS AND DOORS - 65mm



IPa	PROFIELEN _____ P. 33 PROFILS PROFILE PROFILES
IPb	TOEBEHOREN _____ P. 93 ACCESSOIRES ZUBEHORTEILE ACCESSORIES
IPc	DOORSNEDEN _____ P. 175 COUPES SCHNITT SECTIONS
IPd	STATICA _____ P. 343 STATIQUE STATIK STATICS
IPe	ZAAGTABELLEN _____ P. 347 TABLES DE SCIAGES ZUSCHNITT-TABELLEN SAWING TABLES
IPf	WERKTEKENINGEN _____ P. 385 DESSINS DE CONSTRUCTION KONSTRUKTIONZEICHNUNGEN CONSTRUCTION DRAWINGS

AFKORTINGEN / ABBREVIATIONS / ABKURZUNGEN / ABBREVIATIONS

BR = BRUT - BRUT - ROH - BRUT

AN = GEANODISEERD - ANODISE - ELOXIERT - ANODISED

AN (■) = GELAKT - LAQUE - LACKIERT - LACQUERED -- RAL9006M

KL = STANDAARDKLEUREN - COULEURS STANDARDS - BASIS FARBEN - BASIC COLORS

GS = SPECIAAL GEMOFFELD - LAQUE SPECIAL - SPECIALFARBE - SPECIAL COLOR

Z = ZWART - NOIR - SCHWARZ - BLACK

W = WIT - BLANC - WEISS - WHITE

De tekeningen die voorgesteld zijn op schaal 1:1, kunnen kleine maatafwijkingen vertonen, te wijten aan de reproductietechniek van deze catalogoog.

Les dessins représentés à l'échelle 1 peuvent avoir de légères variations dimensionnelles dues aux techniques de reproduction de ce catalogue.

Die Zeichnungen im Maßstab 1:1 können aus technischen Reproduktionsgründen leichte Messungsschwankungen darstellen.

The drawings represented on a scale 1 basis may have light dimensional variations due to the reproduction of the manual.

BUITENKADERS	P. 33
PROFILS D'ENCADREMENT KADERPROFILE OUTER FRAMES	
VLEUGELPROFIELEN	P. 44
OUVRANTS FLUGELPROFILE VENT PROFILES	
TUSSENREGELS	P. 54
TRAVERS SPROSSENPROFILE TRANSOMS	
STOLPPROFIELEN	P. 59
MAUCLAIRS STULP PROFILE DOUBLE CASEMENT PROFILES	
OMKEERPROFIELEN	P. 61
INVERSEURS UMKEHRUNG PROFILE REVERSING ROD	
HOEKPROFIELEN	P. 62
POTEAUX D'ANGLE ECKPROFILE CORNER PROFILES	
GLASLATTEN	P. 66
LATTES A VITRAGE GLASLEISTE GLAZING BEADS	
ROLLUIKPROFIELEN	P. 70
STORE PROFILS ROLLADEN PROFILE SHUTTER PROFILES	
DORPELPROFIELEN	P. 71
SEUILS SOLLPROFILE SILL MEMBERS	
PLINTPROFIELEN	P. 77
PROFILS DE PLINTHE SOCKELPROFILE TRANSOM	
OPZETPROFIELEN	P. 79
PROFILS REHAUSSEMENT ERHOHUNG PROFILE TRANSOM	

PROFIELEN DOORSLAANDE DEUR _____ P. 81

PROFILS PORTE VA ET VIENT
PENDELTUR PROFILE
SWINGDOOR PROFILES

AANSLUITPROFIELEN _____ P. 84

PROFILS POUR CHAMBRANLES
ANSCHLIESPROFILE
CASING PROFILES

DIVERSE PROFIELEN _____ P. 85

PROFILS DIVERS
DIVERS PROFILEN
VARIED PROFILES

RAMEN	P. 175
FENETRES RAHMEN WINDOWS	
RAMEN VOOR PVC BESLAG	P. 231
FENETRES AVEC QUINCAILLERIE PVC RAHMEN FUR PVC BESCHLAGE WINDOWS FOR PVC HARDWARE	
KIPSCHUIF	P. 237
COULISSANT A TRANSLATION KIPP-SCHIEBE TILT-SLIDE	
TUIMELRAAM	P. 243
FENETRE BASCULANTE SCHWINGFLUGEL PIVOTED WINDOW	
VLAKKE DEUR	P. 247
PORTE PLANE FLACH TUR FLAT DOOR	
OPDEK DEUR	P. 279
PORTE A FRAPPE ANSCHLAG TUR TOUCH DOOR	
PANEELDEUR	P. 287
PORTE PANNEAU PANALE TUR PANELDOOR	
DUITSE DEUR	P. 293
PORTE ALLEMAND DEUTSCHE TUR GERMAN DOOR	
PENDELDEUR	P. 311
PORTE VA ET VIENT PENDELTUR SWINGDOOR	
DEUR MET IP220	P. 319
PORTE AVEC IP220 TUR MIT IP220 DOOR WITH IP220	
DEUR MET IP127	P. 329
PORTE AVEC IP127 TUR MIT IP127 DOOR WITH IP127	

GLASTABELLEN

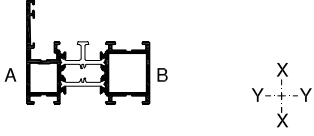
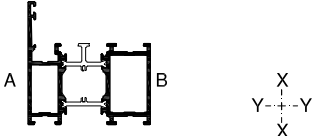
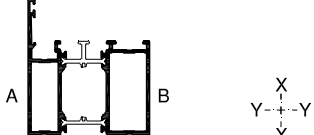
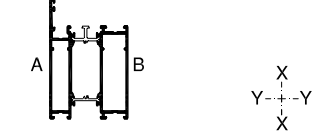
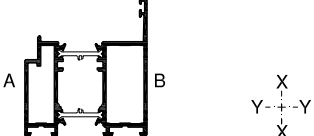
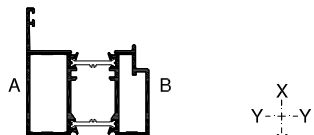
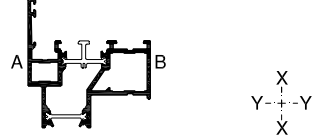
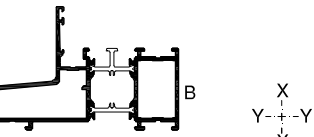
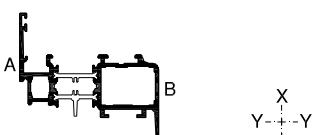
P. 337

TABLES DE VITRAGE
BEGLAZUNG TABELLEN
GLAZING TABLES

RAMEN	P. 345
FENETRES RAHMEN WINDOWS	
VLAKKE DEUR	P. 355
PORTE PLANE FLACH TUR INSIDE OPENING FLAT DOOR	
OPDEK DEUR	P. 363
PORTE A FRAPPE ANSCHLAG TUR INSIDE OPENING TOUCH DOOR	
DEUREN INBRAAKVERTRAGEND	P. 369
PORTES ANTI EFFRACTION TUR EINBRUCHHEMEND DOOR BURGLARY PROOF	
PENDELDEUR	P. 371
PORTE VA ET VIENT PENDELTUR SWINGDOOR	
PENDELDEUR MET ACIP431	P. 373
PORTE VA ET VIENT AVEC ACIP431 PENDELTUR MIT ACIP431 SWINGDOOR WITH ACIP431	
DUITSE DEUR	P. 375
PORTE ALLEMAND DEUTSCHE TUR GERMAN DOOR	
PANEEL DEUR	P. 380
PORTE PANNEAU PANALE TUR PANELDOOR	
DEUR MET IP220	P. 381
PORTE AVEC IP220 TUR MIT IP220 DOOR WITH IP220	

TOEPASSINGSBEREIK DRAAIKIP RAAM - KIPDRAAI RAAM _____	P. 383
PORTEE D'UTILISATION CHASSIS OSCILLO-BATTANT / MANOEUVRE LOGIQUE ANWENDUNGSBEREICH DREH-KIPPFENSTER / KIPDREH FENSTER APPLICATION LIMIT TILT AND TURN WINDOW / TILT BEFORE TURN WINDOW	
VARIABELE HOEKPROFIELEN _____	P. 384
POTEAUX D'ANGLE ECKPROFILE VARIABEL CORNER PROFILES	
HOEKEN EN T-VERBINDERS _____	P. 388
CLAMES ET ASSEMBLAGE-T ECKVERBINDERS UND T-VERBINDERS CORNERS AND CONNECTING BRACKETS	
KIPRAAM _____	P. 398
FENETRE BATTANT KIPFLUGEL TILT CASEMENT	
TUIMELRAAM _____	P. 399
FENETRE BASCULANTE SCHWINGFLUGEL PIVOTED WINDOW	
UITSPARING KRUK + WATERAFVOER _____	P. 404
ENTAILLE POUR CREMONE + DRAINAGE AUSSPARUNG FUR GETRIEBE + WASSERABSLUSS MACHINING FOR HANDLES + DRAINAGE	
MONTAGE ACIP054 _____	P. 405
MONTAGE ACIP054 MONTAGE ACIP054 MONTAGE ACIP054	
ROLLUIK _____	P. 406
GUIDE STORE ROLLADEN FUHRUNG ROLLING SHUTTER	
ONTLUCHTING EN ONTWATERING _____	P. 408
VENTILATION ET DRAINAGE ENTLUFTUNG UND ENTWASSERUNG VENTILATION AND DRAINING	
SLOTEN EN UITSPARINGEN _____	P. 409
SERRURES ET ENTAILLES SCHLOSSER UND EINBAU LOCKS AND EMBEDDING	
MONTAGE GRENDEL _____	P. 425
MONTAGE VERROU MONTAGE KANTRIEGEL MONTAGE BOLT	

MONTAGE SCHARNIER _____	P. 426
MONTAGE PAUMELLE MONTAGE TURBAND MONTAGE HINGE	
EINDSTUK DEUR _____	P. 428
PIECE D'ETANCHEITE PORTE DICHTUNGSSTUCK TUR SEALING DOOR	
PANIEKSLOT _____	P. 432
SERRURE ANTI-PANIQUE PANIK SCHLOSS PANIC LATCH	
MONTAGE PENDELDEUR _____	P. 436
MONTAGE PORTE VA ET VIENT MONTAGE PENDELTUR MONTAGE SWINGDOOR	
MONTAGE ACIP170, ACIP171 _____	P. 442
MONTAGE ACIP170, ACIP171 MONTAGE ACIP170, ACIP171 MONTAGE ACIP170, ACIP171	
MONTAGE IP123 / IP124 _____	P. 443
MONTAGE IP123 / IP124 MONTAGE IP123 / IP124 MONTAGE IP123 / IP124	

NUMMER NUMERO NUMBER	AFBEELDING IMAGE BILD PICTURE	BLAD PAGE SEITE PAGE	OMTREK PERIM. UMRIB PERIM. mm	MECH. MEC. MECH. MEC. mm	lx(cm4)	ly(cm4)	LENGTE LONG. LANGE LENGTH	VERP. PER EMB. PAR PACK PR.	BR	AN	KL	GS	M1
					Wx(cm3)	Wy(cm3)							
IP010		33	414.3	96	24.50 6.84	7.55 2.11	2.15 3.25 4.35 6.5	2	X	X	X	X	X
IP011		33	434	115	28.99 8.16	13.76 3.39	2.15 3.25 4.35 6.5	2	X	X	X	X	X
IP012		34	455.7	138	33.39 9.46	23.53 5.12	6.5	2	X	X	X	X	X
IP013		35	509.9	185.3	42.70 12.18	54.28 9.62	6.5	1	X	X	X	X	X
IP014		39	376.4	141.7	31.13 9.20	20.38 4.66	7	2	X	X	X	X	X
IP015		39	375.5	143	30.85 8.76	20.68 4.73	7	2	X	X	X	X	X
IP017		34	401	110.4	24.56 6.54	11.77 3.02	6.5	2	X	X	X	X	X
IP019		36	497.2	143	61.66 11.78	15.69 3.70	6.5	2	X	X	X	X	X
IP020		44	448.9	125.7	36.54 9.81	10.12 2.73	2.15 3.25 4.35 6.5	2	X	X	X	X	X

BR = BRUT - BRUT - ROH - BRUT

AN = ANODISATIE - ANODISE - ELOXIERT - ANODISED

KL = STANDAARDKLEUREN - COULEUR STANDARD - BASIS FARBEN - BASIC COLORS

GS = GEMOFFELD SPECIAAL - LAQUE SPECIAL - SPECIALFARBE - SPECIAL COLOR

M1 = BICOLOR - BICOLOR - BICOLOR - BICOLOR

A = BUITEN - EXTERIEUR - AUSSEN - OUTSIDE
B = BINNEN - INTERIEUR - INNEN - INSIDE

NUMMER NUMERO NUMBER	AFBEELDING IMAGE BILD PICTURE	BLAD PAGE SEITE PAGE	OMTREK PERIM. UMRIB. PERIM. mm	MECH. MEC. MECH. mm	Ix(cm4)	Iy(cm4)	LENGTE LONG. LANGE LENGTH	VERP. PER EMB. PAR PACK PR.	BR	AN	KL	GS	M1
					Wx(cm3)	Wy(cm3)							
IP021		44	470.9	143	41.10 10.96	17.45 4.15	6.5	2	X	X	X	X	X
IP023		49	488.3	162.5	49.12 12.90	28.95 6.14	7	2	X	X	X	X	X
IP024		51	477.6	166.6	35.78 10.76	27.16 5.76	7	2	X	X	X	X	X
IP025		51	477.6	167	34.40 9.21	27.14 5.75	7	2	X	X	X	X	X
IP027		77	647.3	287	65.76 19.13	152.57 20.26	1.08 6.5	1	X	X	X	X	X
IP030		54	515.7	114	28.22 7.27	11.72 3.04	2.15 3.25 4.35 6.5	2	X	X	X	X	X
IP031		54	535.9	139	32.66 8.59	19.39 4.46	2.15 3.25 4.35 6.5	2	X	X	X	X	X
IP032		55	556.9	161	37.25 9.90	31.25 6.38	2.15 3.25 4.35 6.5	2	X	X	X	X	X
IP033		56	643.8	245	53.81 14.82	115.45 16.49	6.5	1	X	X	X	X	X

BR = BRUT - BRUT - ROH - BRUT

AN = ANODISATIE - ANODISE - ELOXIERT - ANODISED

KL = STANDAARDKLEUREN - COULEUR STANDARD - BASIS FARBEN - BASIC COLORS

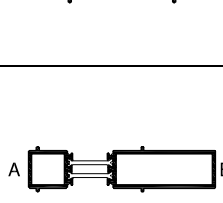








GS = GEMOFFELD SPECIAAL - LAQUE SPECIAL - SPECIALFARBE - SPECIAL COLOR

M1 = BICOLOR - BICOLOR - BICOLOR - BICOLOR

NUMMER NUMERO NUMBER	AFBEELDING IMAGE BILD PICTURE	BLAD PAGE SEITE PAGE	OMTREK PERIM. UMRIB PERIM. mm	MECH. MEC. MECH. MEC. mm	lx(cm4)	ly(cm4)	LENGTE LONG. LANGE LENGTH	VERP. PER EMB. PAR PACK PR.	BR	AN	KL	GS	M1
					Wx(cm3)	Wy(cm3)							
IP034		56	762.6	365	85.19 23.89	440.31 44.03	1.08 6.5	1	X	X	X	X	X
IP035		55	627.5	248	96.89 15.62	16.94 4.40	6.5	1	X	X	X	X	X
IP036		57	639.6	243	129.92 21.19	29.46 6.77	6.5	1	X	X	X	X	X
IP040		59	413.4	87	19.95 4.17	6.76 1.99	2.15 3.25 4.35 6.5	2	X	X	X	X	X
IP044		61	362.2	57	19.08 4.94	4.55 1.43	6.5	2	X	X	X	X	X
IP045		61	329.1	121	22.64 5.63	8.74 2.61	6.5	2	X	X	X	X	X
IP047		59	320.5	120	20.43 5.51	8.42 2.38	6.5	2	X	X	X	X	X
IP048		59	320.4	121	20.88 5.79	8.37 2.37	6.5	2	X	X	X	X	X
IP050		62	365.9	137	28.28 8.33	28.28 8.33	6.5	2	X	X	X	X	X

BR = BRUT - BRUT - ROH - BRUT
AN = ANODISATIE - ANODISE - ELOXIERT - ANODISED
KL = STANDAARDKLEUREN - COULEUR STANDARD - BASIS FARBEN - BASIC COLORS
GS = GEMOFFELD SPECIAAL - LAQUE SPECIAL - SPECIALFARBE - SPECIAL COLOR
M1 = BICOLOR - BICOLOR - BICOLOR - BICOLOR

A = BUITEN - EXTERIEUR - AUSSEN - OUTSIDE
B = BINNEN - INTERIEUR - INNEN - INSIDE

NUMMER NUMERO NUMBER	AFBEELDING IMAGE BILD PICTURE	BLAD PAGE SEITE PAGE	OMTREK PERIM. UMRIB. PERIM. mm	MECH. MEC. MECH. MEC. mm	Ix(cm4)		Iy(cm4)		LENGTE LONG. LANGE LENGTH	VERP. PER EMB. PAR PACK PR.	BR	AN	KL	GS	M1
					Wx(cm3)	Wy(cm3)	Wx(cm3)	Wy(cm3)							
IP053		63	213.7	41	15.25	1.68	6.5	2	X	X	X	X	X		
					4.69	1.40									
IP054		63	281.7	116	43.30	2.65	6.5	2	X	X	X	X	X		
					8.58	2.21									
IP055		74	193	49	-	-	1.3 6.5	2	X	X	X	X			
IP056		85	98.1	24.5	-	-	6.5		X	X	X	X			
IP057		71	430.3	132	43.31	2.94	6.5	2	X	X	X	X	X		
					7.59	1.52									
IP058		85	231.4	23	-	-	6.5	2	X	X	X	X			
IP065		69	230.9	69	-	-	6.5	6	X	X	X	X			
IP066		68	182.8	50	-	-	6.5	6	X	X	X	X			
IP070		85	133.3	37	-	-	1.3 6.5	6	X	X	X	X			

BR = BRUT - BRUT - ROH - BRUT
AN = ANODISATIE - ANODISE - ELOXIERT - ANODISED
KL = STANDAARDKLEUREN - COULEUR STANDARD - BASIS FARBEN - BASIC COLORS
GS = GEMOFFELD SPECIAAL - LAQUE SPECIAL - SPECIALFARBE - SPECIAL COLOR
M1 = BICOLOR - BICOLOR - BICOLOR - BICOLOR

NUMMER NUMERO NUMBER NUMBER	AFBEELDING IMAGE BILD PICTURE	BLAD PAGE SEITE PAGE	OMTREK PERIM. UMRIB PERIM. mm	MECH. MEC. MECH. MEC. mm	Ix(cm4)		LENGTE LONG. LANGE LENGTH	VERP. PER EMB. PAR PACK PR.	BR	AN	KL	GS	M1
					Wx(cm3)	Wy(cm3)							
IP071		85	105	29	-	-	6.5	6	X	X	X	X	
IP072		74	126.5	26	-	-	6.5	6	X	X	X	X	
IP074		74	133.8	44	-	-	6.5	6	X	X	X	X	
IP085		88	191.9	82.2	-	-	6.5	4	X	X	X	X	
IP090		74	235	67	-	-	6.5	2	X	X	X	X	
IP095		75	167.2	38.9	-	-	6.5	5	X	X	X	X	
IP110		40	477.5	119	28.07	11.86	6.5	2	X	X	X	X	X
					7.26	3.07							
IP111		40	497	138	32.52	19.61	6.5	2	X	X	X	X	X
					8.58	4.50							
IP112		41	520.5	161	36.60	31.45	6.5	2	X	X	X	X	X
					9.75	6.41							

BR = BRUT - BRUT - ROH - BRUT

AN = ANODISATIE - ANODISE - ELOXIERT - ANODISED

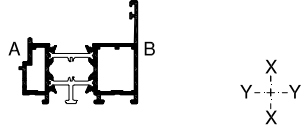
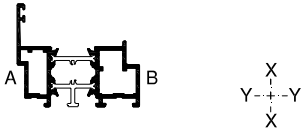
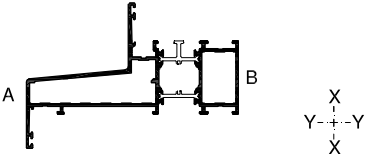
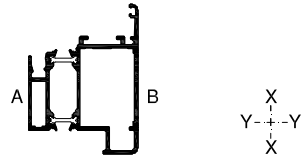

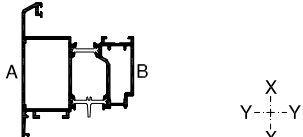
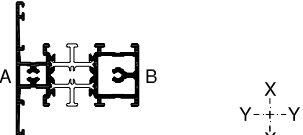
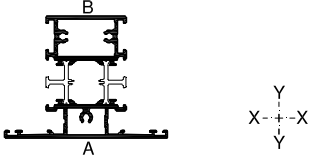

KL = STANDAARDKLEUREN - COULEUR STANDARD - BASIS FARBEN - BASIC COLORS

GS = GEMOFFELD SPECIAAL - LAQUE SPECIAL - SPECIALFARBE - SPECIAL COLOR

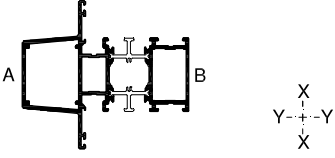

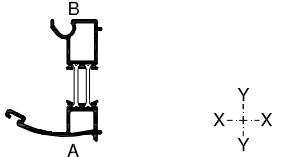
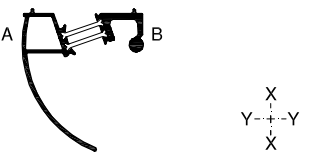
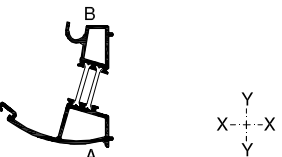

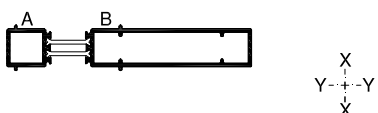


M1 = BICOLOR - BICOLOR - BICOLOR - BICOLOR

A = BUITEN - EXTERIEUR - AUSSEN - OUTSIDE

B = BINNEN - INTERIEUR - INNEN - INSIDE

NUMMER NUMERO NUMBER	AFBEELDING IMAGE BILD PICTURE	BLAD PAGE SEITE PAGE	OMTREK PERIM. UMRIB PERIM. mm	MECH. MEC. MECH. MEC. mm	Ix(cm4)	Iy(cm4)	LENGTE LONG. LANGE LENGTH	VERP. PER EMB. PAR PACK PR.	BR	AN	KL	GS	M1
					Wx(cm3)	Wy(cm3)							
IP114		42	322.2	105	20.87 5.98	7.30 2.13	6.5	2	X	X	X	X	X
IP115		42	325.7	124	22.36 6.45	7.25 2.12	6.5	2	X	X	X	X	X
IP119		38	616.4	190.5	129.01 19.90	21.67 4.75	6.5	1	X	X	X	X	X
IP123		49	368.3	154.5	24.47 7.6	24.31 5.47	6.5	2	X	X	X	X	X
IP124		85	132.6	19	-	-	6.5	6	X	X	X	X	
IP127		50	481.2	161	48.41 11.62	34.36 7.26	6.5		X	X	X	X	X
IP130		54	516.5	119	32.06 8.59	11.58 3.01	6.5	2	X	X	X	X	X
IP131		55	535.8	141.5	35.97 9.72	20.01 4.6	6.5	2	X	X	X	X	X
IP135		63	242.8	61.3	12.87 3.57	6.24 2.06	6.5	2	X	X	X	X	X

BR = BRUT - BRUT - ROH - BRUT
AN = ANODISATIE - ANODISE - ELOXIERT - ANODISED
KL = STANDAARDKLEUREN - COULEUR STANDARD - BASIS FARBEN - BASIC COLORS
GS = GEMOEFELD SPECIAAL - LAQUE SPECIAL - SPECIALFARBE - SPECIAL COLOR
M1 = BICOLOR - BICOLOR - BICOLOR - BICOLOR

NUMMER NUMERO NUMBER	AFBEELDING IMAGE BILD PICTURE	BLAD PAGE SEITE PAGE	OMTREK PERIM. UMRIB PERIM. mm	MECH. MEC. MEC. mm	lx(cm4)	ly(cm4)	LENGTE LONG. LANGE LENGTH	VERP. PER EMB. PAR PACK PR.	BR	AN	KL	GS	M1
					Wx(cm3)	Wy(cm3)							
IP136		57	594.8	198	72.91 14.21	26.00 5.98	6.5	1	X	X	X	X	X
IP151		65	331.5	80	22.53 6.58	6.12 1.59	6.5	2	X	X	X	X	X
IP152		65	309.6	63	16.49 4.42	6.07 1.77	6.5	2	X	X	X	X	X
IP153		65	390.4	119	24.64 7.14	22.60 4.23	6.5	2	X	X	X	X	X
IP154		65	330.2	75	17.91 4.66	10.46 2.58	6.5	2	X	X	X	X	X
IP155		64	383.5	253.2	135.01 17.73	4.17 3.48	6.5	2	X	X	X	X	X
IP156		64	343.5	213.2	91.25 13.86	3.6 3	6.5	2	X	X	X	X	X
IP162		86	177.5	46	-	-	6.5	10	X	X	X	X	
IP171		86	89	29	-	-	6.5	6	X	X	X	X	

BR = BRUT - BRUT - ROH - BRUT
AN = ANODISATIE - ANODISE - ELOXIERT - ANODISED
KL = STANDAARDKLEUREN - COULEUR STANDARD - BASIS FARBEN - BASIC COLORS
GS = GEMOFFELD SPECIAAL - LAQUE SPECIAL - SPECIALFARBE - SPECIAL COLOR
M1 = BICOLOR - BICOLOR - BICOLOR - BICOLOR

A = BUITEN - EXTERIEUR - AUSSEN - OUTSIDE
B = BINNEN - INTERIEUR - INNEN - INSIDE

NUMMER NUMERO NUMBER	AFBEELDING IMAGE BILD PICTURE	BLAD PAGE SEITE PAGE	OMTREK PERIM. UMRIB PERIM. mm	MECH. MEC. MECH. MEC. mm	Ix(cm4)	Iy(cm4)	LENGTE LONG. LANGE LENGTH	VERP. PER EMB. PAR PACK PR.	BR	AN	KL	GS	M1
					Wx(cm3)	Wy(cm3)							
IP172		86	82.9	41	-	-	6.5	6	X	X	X	X	
IP173		79	319.6	67.1	20.44	4.70	6.5	2	X	X	X	X	X
					6.29	2.85							
IP174		79	339.9	87.1	24.24	9.98	6.5	2	X	X	X	X	X
					7.46	4.64							
IP175		79	361.7	109.2	28.40	18.79	6.5	2	X	X	X	X	X
					8.73	6.96							
IP176		79	445.8	193.2	44.24	89.01	6.5	1	X	X	X	X	X
					13.61	18.54							
IP177		80	564.7	313.1	72.47	386.15	6.5	1	X	X	X	X	X
					22.30	49.51							
IP200		43	466.1	122.6	29.37	11.34	6.5	1	X	X	X	X	X
					8.9	2.94							
IP213		35	540.9	227	50.14	98.78	6.5	1	X	X	X	X	X
					14.40	14.81							
IP218		43	484.5	151	55.29	33.05	6.5	2	X	X	X	X	X
					12.78	7.56							

BR = BRUT - BRUT - ROH - BRUT

AN = ANODISATIE - ANODISE - ELOXIERT - ANODISED

KL = STANDAARDKLEUREN - COULEUR STANDARD - BASIS FARBEN - BASIC COLORS

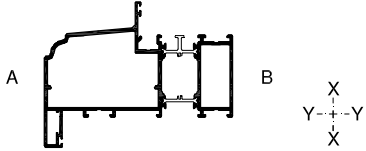
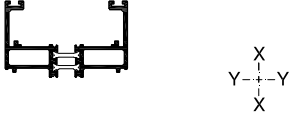

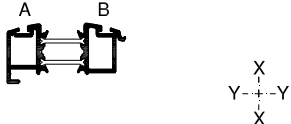


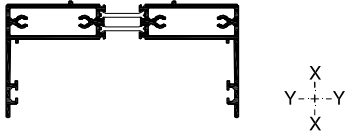

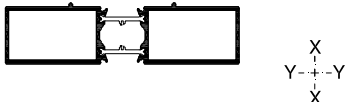
GS = GEMOFFELD SPECIAAL - LAQUE SPECIAL - SPECIALFARBE - SPECIAL COLOR

M1 = BICOLOR - BICOLOR - BICOLOR - BICOLOR

NUMMER NUMERO NUMBER	AFBEELDING IMAGE BILD PICTURE	BLAD PAGE SEITE PAGE	OMTREK PERIM. UMRIB PERIM. mm	MECH. MEC. MECH. MEC. mm	lx(cm4)	ly(cm4)	LENGTE LONG. LANGE LENGTH	VERP. PER EMB. PAR PACK PR.	BR	AN	KL	GS	M1
					Wx(cm3)	Wy(cm3)							
IP220		53	479.2	190.7	54.67 13.89	49.90 9.39	6.5	2	X	X	X	X	X
IP230		54	556.8	164.3	54.54 11.54	32.95 7.57	6.5	2	X	X	X	X	X
IP257		72	378.4	77	27.36 6.22	2.85 1.51	6.5	2	X	X	X	X	X
IP294		74	-	-	-	-	6.5	-	X				
	PVC												
IP319		37	576.3	161.2	122.47 19	22.99 5.33	6.5	1	X	X	X	X	X
IP320		50	460.8	138.2	39.14 9.62	10.17 2.75	6.5	1	X	X	X	X	X
IP330		58	598.9	181.5	91.08 14.68	34.91 8.03	6.5	1	X	X	X	X	X
IP335		58	563.2	165.1	55.75 11.53	36.83 8.46	6.5	1	X	X	X	X	X
IP357		71	347.7	87.7	18.55 4.75	3.05 1.44	6.5	2	X	X	X	X	X

BR = BRUT - BRUT - ROH - BRUT
AN = ANODISATIE - ANODISE - ELOXIERT - ANODISED
KL = STANDAARDKLEUREN - COULEUR STANDARD - BASIS FARBEN - BASIC COLORS
GS = GEMOFFELD SPECIAAL - LAQUE SPECIAL - SPECIALFARBE - SPECIAL COLOR
M1 = BICOLOR - BICOLOR - BICOLOR - BICOLOR

A = BUITEN - EXTERIEUR - AUSSEN - OUTSIDE
B = BINNEN - INTERIEUR - INNEN - INSIDE

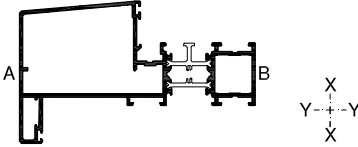
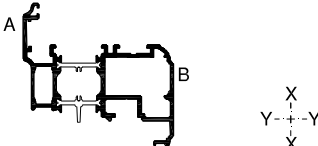
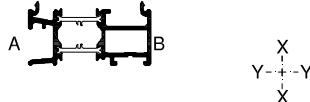






NUMMER NUMERO NUMBER	AFBEELDING IMAGE BILD PICTURE	BLAD PAGE SEITE PAGE	OMTREK PERIM. UMRIB. PERIM. mm	MECH. MEC. MECH. MEC. mm	Ix(cm4)	Iy(cm4)	LENGTE LONG. LANGE LENGTH	VERP. PER EMB. PAR PACK PR.	BR	AN	KL	GS	M1
					Wx(cm3)	Wy(cm3)							
IP419		37	637.2	182	175.38 27.03	54.22 10.77	6.5	1	X	X	X	X	X
IP420		81	355.7	136	23.82 7.35	5.42 2.29	6.5	2	X	X	X	X	X
IP422		81	-	-	-	-	6.5	-	X				
IP423		81	265.3	128	15.60 4.56	2.90 1.62	6.5	2	X	X	X	X	X
IP424		81	66.6	-	-	-	6.5	6	X			X	
IP425		81	98.1	32.5	-	-	6.5	6	X			X	
IP430		82	533.7	194	164.01 26.73	19.15 4.43	6.5	2	X	X	X	X	X
IP431		82	306.7	119	39.49 7.40	1.23 0.59	6.5	2	X	X	X	X	
IP432		82	352.3	270	94.47 15.27	9.03 5.37	6.5	2	X	X	X	X	X

BR = BRUT - BRUT - ROH - BRUT
AN = ANODISATIE - ANODISE - ELOXIERT - ANODISED
KL = STANDAARDKLEUREN - COULEUR STANDARD - BASIS FARBEN - BASIC COLORS
GS = GEMOFFELD SPECIAAL - LAQUE SPECIAL - SPECIALFARBE - SPECIAL COLOR
M1 = BICOLOR - BICOLOR - BICOLOR - BICOLOR

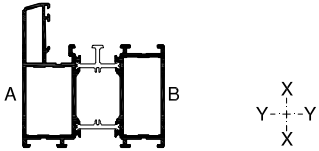
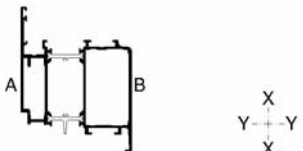
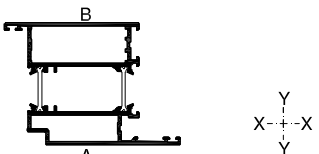
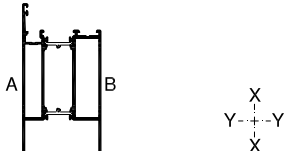
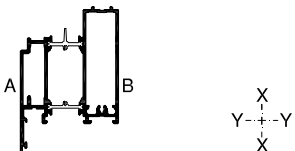


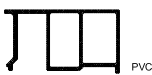

NUMMER NUMERO NUMBER	AFBEELDING IMAGE BILD PICTURE	BLAD PAGE SEITE PAGE	OMTREK PERIM. UMRIB PERIM. mm	MECH. MEC. MEC. mm	Ix(cm4)		Iy(cm4)		LENGTE LONG. LANGE LENGTH	VERP. PER EMB. PAR PACK PR.	BR	AN	KL	GS	M1
					Wx(cm3)	Wy(cm3)									
IP435		83	128.1	34	-	-	-	-	5.5	6	X	X	X	X	
IP436		83	217.5	93	-	-	-	-	5.5	2	X	X	X	X	
IP437		83	121	-	-	-	-	-	5.5	6	X				
IP438		83	91.2	24	-	-	-	-	5.5	6	X	X	X	X	
IP439		83	-	-	-	-	-	-	5.5	10					
	PVC														
IP457		71	466.6	137	34.14	4.03	6.5	2	2	2	X	X	X	X	X
					6.88	2.21									
IP458		72	411.7	81	22.66	3.65	6.5	2	2	2	X	X	X	X	X
					6.45	1.96									
IP510		86	81.6	38	-	-	-	-	6.5	6	X	X	X	X	
IP515		86	57.2	27	-	-	-	-	6.5	6	X	X	X	X	

BR = BRUT - BRUT - ROH - BRUT
 AN = ANODISATIE - ANODISE - ELOXIERT - ANODISED
 KL = STANDAARDKLEUREN - COULEUR STANDARD - BASIS FARBEN - BASIC COLORS
 GS = GEMOFFELD SPECIAAL - LAQUE SPECIAL - SPECIALFARBE - SPECIAL COLOR
 M1 = BICOLOR - BICOLOR - BICOLOR - BICOLOR

A = BUITEN - EXTERIEUR - AUSSEN - OUTSIDE
 B = BINNEN - INTERIEUR - INNEN - INSIDE

NUMMER NUMERO NUMBER	AFBEELDING IMAGE BILD PICTURE	BLAD PAGE SEITE PAGE	OMTREK PERIM. UMRIB PERIM. mm	MECH. MEC. MECH. mm	I _x (cm ⁴)		I _y (cm ⁴)		LENGTE LONG. LANGE LENGTH	VERP. PER EMB. PAR PACK PR.	BR	AN	KL	GS	M1
					W _x (cm ³)	W _y (cm ³)									
IP519		36	586.6	179.5	144.5	31.07	6.5	1	X	X	X	X	X	X	
					21.16	7.99									
IP520		48	505.9	153.7	48.69	18.78	6.5	2	X	X	X	X	X	X	
					11.88	4.61									
IP557		72	332.6	93	18,43	3,37	6.5	2	X	X	X	X	X	X	
					5.54	1.88									
IP561		66	96.2	25.1	-	-	6.5	6	X	X	X	X			
IP564		68	111.2	48	-	-	6.5	6	X	X	X	X			
IP566		67	109	44.9	-	-	6.5	6	X	X	X	X			
IP568		68	131.1	53.4	-	-	6.5	6	X	X	X	X			
IP569		68	137.3	57.8	-	-	6.5	6	X	X	X	X			
IP570		86	52	-	-	-	2	1	X	X	X	X			

BR = BRUT - BRUT - ROH - BRUT
AN = ANODISATIE - ANODISE - ELOXIERT - ANODISED
KL = STANDAARDKLEUREN - COULEUR STANDARD - BASIS FARBEN - BASIC COLORS
GS = GEMOFFELD SPECIAAL - LAQUE SPECIAL - SPECIALFARBE - SPECIAL COLOR
M1 = BICOLOR - BICOLOR - BICOLOR - BICOLOR

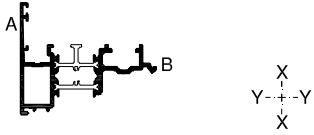

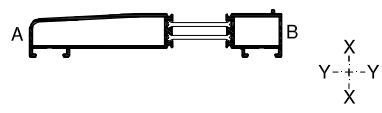


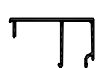



NUMMER NUMERO NUMBER	AFBEELDING IMAGE BILD PICTURE	BLAD PAGE SEITE PAGE	OMTREK PERIM. UMRIB PERIM. mm	MECH. MEC. MECH. MEC. mm	lx(cm4)		ly(cm4)		LENGTE LONG. LANGE LENGTH	VERP. PER EMB. PAR PACK PR.	BR	AN	KL	GS	M1
					Wx(cm3)	Wy(cm3)									
IP610		41	476.8	142.6	47.50 11.64	30.50 6.89	6.5	2	X	X	X	X	X	X	
IP623		52	506.8	176.8	54.11 14.13	41.66 8.08	6.5	2	X	X	X	X	X	X	
IP624		52	442.6	171.1	38.09 11.30	35.95 7.14	6.5	2	X	X	X	X	X	X	
IP627		78	554.1	242	51.54 14.81	83.43 12.96	1.08 6.5	1	X	X	X	X	X	X	
IP643		53	451.2	162.2	39.83 12.16	43.67 8.54	1.08 6.5	2	X	X	X	X	X	X	
IP656		88	141.9	64.4	-	-	6.5	6	X	X	X	X			
IP670		76	126	28.8	-	-	1.08 6.5	6	X	X	X	X			
IP671		88	-	-	-	-	6.5	-	X						
IP672		76	103.8	19.3	-	-	1.08 6.5	6	X	X	X	X			

BR = BRUT - BRUT - ROH - BRUT
AN = ANODISATIE - ANODISE - ELOXIERT - ANODISED
KL = STANDAARDKLEUREN - COULEUR STANDARD - BASIS FARBEN - BASIC COLORS
GS = GEMOFFELD SPECIAAL - LAQUE SPECIAL - SPECIALFARBE - SPECIAL COLOR
M1 = BICOLOR - BICOLOR - BICOLOR - BICOLOR

A = BUITEN - EXTERIEUR - AUSSEN - OUTSIDE
B = BINNEN - INTERIEUR - INNEN - INSIDE










NUMMER NUMERO NUMBER	AFBEELDING IMAGE BILD PICTURE	BLAD PAGE SEITE PAGE	OMTREK PERIM. UMRIB PERIM. mm	MECH. MEC. MECH. MEC. mm	Ix(cm4)	Iy(cm4)	LENGTE LONG. LANGE LENGTH	VERP. PER EMB. PAR PACK PR.	BR	AN	KL	GS	M1
					Wx(cm3)	Wy(cm3)							
IP690		76	248.7	69.5	-	-	1.08 6.5	6	X	X	X	X	
IP691		76	229.7	60	-	-	1.08 6.5	6	X	X	X	X	
IP720		45	459.3	120	35.88 9.59	9.84 2.66	6.5	2	X	X	X	X	X
IP721		45	479.3	140	40.14 10.79	16.92 4.04	6.5	2	X	X	X	X	X
IP723		48	519	176.8	52.75 13.71	41.06 7.94	6.5	2	X	X	X	X	X
IP725		46	468	111.1	37.6 9.98	10.1 2.74	6.5		X	X	X	X	X
IP726		46	488.1	131.1	42.9 11.58	17.36 4.14	6.5		X	X	X	X	X
IP727		47	472.8	113.9	37.25 9.85	10.09 2.74	6.5		X	X	X	X	X
IP728		47	493	133.8	41.47 11.04	17.33 4.15	6.5		X	X	X	X	X

BR = BRUT - BRUT - ROH - BRUT
AN = ANODISATIE - ANODISE - ELOXIERT - ANODISED
KL = STANDAARDKLEUREN - COULEUR STANDARD - BASIS FARBEN - BASIC COLORS
GS = GEMOFFELD SPECIAAL - LAQUE SPECIAL - SPECIALFARBE - SPECIAL COLOR
M1 = BICOLOR - BICOLOR - BICOLOR - BICOLOR









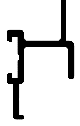
NUMMER NUMERO NUMBER NUMBER	AFBEELDING IMAGE BILD PICTURE	BLAD PAGE SEITE PAGE	OMTREK PERIM. UMRIB PERIM. mm	MECH. MEC. MECH. MEC. mm	lx(cm4)	ly(cm4)	LENGTE LONG. LANGE LENGTH	VERP. PER EMB. PAR PACK PR.	BR	AN	KL	GS	M1
					Wx(cm3)	Wy(cm3)							
IP740		60	421.9	85	21.67 4.63	6.64 1.93	6.5	2	X	X	X	X	X
IP891		88	176.4	75.7	-	-	6.5		X	X	X	X	
IN357		72	379.5	121.3	95.62 14.25	2.86 2.29	6.5		X	X	X	X	X
SP065		69	201.8	59.4	-	-	6.5	6	X	X	X	X	
SP066		69	209.8	63.4	-	-	6.5	6	X	X	X	X	
SP067		69	218	69.1	-	-	6.5	6	X	X	X	X	
UTL033		88	80	80	-	-	6	10	X	X	X	X	
VG60		82	-	-	-	-	7	20	X				
VL59		87	48	-	-	-	6	20	X	X			

BR = BRUT - BRUT - ROH - BRUT
AN = ANODISATIE - ANODISE - ELOXIERT - ANODISED
KL = STANDAARDKLEUREN - COULEUR STANDARD - BASIS FARBEN - BASIC COLORS
GS = GEMOFFELD SPECIAAL - LAQUE SPECIAL - SPECIALFARBE - SPECIAL COLOR
M1 = BICOLOR - BICOLOR - BICOLOR - BICOLOR

A = BUITEN - EXTERIEUR - AUSSEN - OUTSIDE
B = BINNEN - INTERIEUR - INNEN - INSIDE


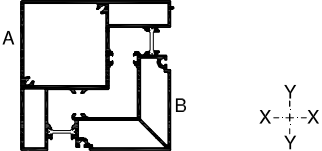







NUMMER NUMERO NUMBER	AFBEELDING IMAGE BILD PICTURE	BLAD PAGE SEITE PAGE	OMTREK PERIM. UMRIB PERIM. mm	MECH. MEC. MECH. MEC. mm	Ix(cm4)		LENGTE LONG. LANGE LENGTH	VERP. PER EMB. PAR PACK PR.	BR	AN	KL	GS	M1
					Wx(cm3)	Wy(cm3)							
VL60		87	46.2	-	-	-	6	20	X	X			
VL61		66	92.1	29	-	-	6.5	10	X	X	X	X	
VL62		67	146.6	40	-	-	6.5	10	X	X	X	X	
VL63		67	152.7	44	-	-	6.5	10	X	X	X	X	
VL64		68	169.2	50	-	-	6.5	6	X	X	X	X	
VL65		68	195.8	59	-	-	6.5	6	X	X	X	X	
VL66		67	140.1	40	-	-	6.5	10	X	X	X	X	
VL67		87	77.8	42.7	-	-	6.5	6	X	X	X	X	
VL68		87	83.4	44	-	-	6.5	6	X	X	X	X	

BR = BRUT - BRUT - ROH - BRUT
AN = ANODISATIE - ANODISE - ELOXIERT - ANODISED
KL = STANDAARDKLEUREN - COULEUR STANDARD - BASIS FARBEN - BASIC COLORS
GS = GEMOFFELD SPECIAAL - LAQUE SPECIAL - SPECIALFARBE - SPECIAL COLOR
M1 = BICOLOR - BICOLOR - BICOLOR - BICOLOR










NUMMER NUMERO NUMBER NUMBER	AFBEELDING IMAGE BILD PICTURE	BLAD PAGE SEITE PAGE	OMTREK PERIM. UMRIB PERIM. mm	MECH. MEC. MECH. MEC. mm	lx(cm4)	ly(cm4)	LENGTE LONG. LANGE LENGTH	VERP. PER EMB. PAR PACK PR.	BR	AN	KL	GS	M1
					Wx(cm3)	Wy(cm3)							
VL69		87	67.9	36	-	-	6	10	X	X	X	X	
VL70		70	347.5	40	-	-	6.5	2	X	X	X	X	
VL71		70	279	107	-	-	4.5 6.5	2	X	X	X	X	
VL72		75	101	29	-	-	6.5	10	X	X	X	X	
VL73		75	144.6	25.1	-	-	6.5	10	X	X	X	X	
VL75		87	54.6	-	-	-	6.5	10	X				
VL76		75	146.6	51	-	-	6.5	6	X	X	X	X	
VL77		84	190.9	-	-	-	6.5	-	X				
VL78		84	206.6	-	-	-	6.5	-	X				

BR = BRUT - BRUT - ROH - BRUT
 AN = ANODISATIE - ANODISE - ELOXIERT - ANODISED
 KL = STANDAARDKLEUREN - COULEUR STANDARD - BASIS FARBEN - BASIC COLORS
 GS = GEMOFFELD SPECIAAL - LAQUE SPECIAL - SPECIALFARBE - SPECIAL COLOR
 M1 = BICOLOR - BICOLOR - BICOLOR - BICOLOR

A = BUITEN - EXTERIEUR - AUSSEN - OUTSIDE
 B = BINNEN - INTERIEUR - INNEN - INSIDE

NUMMER NUMERO NUMBER	AFBEELDING IMAGE BILD PICTURE	BLAD PAGE SEITE PAGE	OMTREK PERIM. UMRIB PERIM. mm	MECH. MEC. MECH. MEC. mm	Ix(cm4)	Iy(cm4)	LENGTE LONG. LANGE LENGTH	VERP. PER EMB. PAR PACK PR.	BR	AN	KL	GS	M1
					Wx(cm3)	Wy(cm3)							
VL92		75	131	26	-	-	6.5	6	X	X	X	X	
VL155		62	476.7	317	157.55	157.55	4.7	1	X	X	X	X	X
VL159		87	52.9	-	-	-	6	-		X			
VL161		66	123.8	31	-	-	6.5	6	X	X	X	X	
VL162		67	162	39	-	-	6.5	10	X	X	X	X	
VL163		67	158.9	37	-	-	6.5	10	X	X	X	X	
VL164		68	174	45	-	-	6.5	6	X	X	X	X	
VL166		67	155.2	36	-	-	6.5	10	X	X	X	X	
VL167		68	165.6	41.7	-	-	6.5	6	X	X	X	X	

BR = BRUT - BRUT - ROH - BRUT
AN = ANODISATIE - ANODISE - ELOXIERT - ANODISED
KL = STANDAARDKLEUREN - COULEUR STANDARD - BASIS FARBEN - BASIC COLORS
GS = GEMOFFELD SPECIAAL - LAQUE SPECIAL - SPECIALFARBE - SPECIAL COLOR
M1 = BICOLOR - BICOLOR - BICOLOR - BICOLOR

NUMMER NUMERO NUMBER NUMBER	AFBEELDING IMAGE BILD PICTURE	BLAD PAGE SEITE PAGE	OMTREK PERIM. UMRIB PERIM. mm	MECH. MEC. MECH. MEC. mm	lx(cm4)	ly(cm4)	LENGTE LONG. LANGE LENGTH	VERP. PER EMB. PAR PACK PR.	BR	AN	KL	GS	M1
					Wx(cm3)	Wy(cm3)							
VL479		73	162.9	83	-	-	6.5	2	X	X	X	X	
VL480		73	251.6	115	-	-	6.5	2	X	X	X	X	
VL481		73	311.8	147	-	-	6.5	2	X	X	X	X	
VL482		73	365.3	180.1	-	-	6.5	2	X	X	X	X	
VL483		73	425.5	209.7	-	-	6.5	2	X	X	X	X	
VL484		73	493.4	243	-	-	6.5	2	X	X	X	X	
VL486		73	600.5	300.5	-	-	6.5	2	X	X	X	X	
VL561		66	90.5	35.6	-	-	6.5	6	X	X	X	X	
VL562		67	90	38.7	-	-	6.5	6	X	X	X	X	

BR = BRUT - BRUT - ROH - BRUT

AN = ANODISATIE - ANODISE - ELOXIERT - ANODISED

KL = STANDAARDKLEUREN - COULEUR STANDARD - BASIS FARBEN - BASIC COLORS

GS = GEMOFFELD SPECIAAL - LAQUE SPECIAL - SPECIALFARBE - SPECIAL COLOR

M1 = BICOLOR - BICOLOR - BICOLOR - BICOLOR

A = BUITEN - EXTERIEUR - AUSSEN - OUTSIDE

B = BINNEN - INTERIEUR - INNEN - INSIDE

PROFIELEN - PROFILS - PROFILE - PROFILES

NUMMER NUMERO NUMBER	AFBEELDING IMAGE BILD PICTURE	BLAD PAGE SEITE PAGE	OMTREK PERIM. UMRIB PERIM. mm	MECH. MEC. MECH. MEC. mm	Ix(cm4)		Iy(cm4)		LENGTE LONG. LONGE LENGTH	VERP. PER EMB. PAR PACK PR.	BR	AN	KL	GS	M1
					Wx(cm3)	Wy(cm3)	Wx(cm3)	Wy(cm3)							
VL610		66	109.4	30	-	-	-	-	6.5	10	X	X	X	X	
VL611		66	117.4	34	-	-	-	-	6.5	10	X	X	X	X	
VL612		66	121.3	36	-	-	-	-	6.5	10	X	X	X	X	
VL630		68	160	48	-	-	-	-	6.5	6	X	X	X	X	
VL640		68	187.8	52	-	-	-	-	6.5	6	X	X	X	X	
VR023A		74	89.2	-	-	-	-	7	-	-	X				
VR075		87	54.1	-	-	-	-	6.5	-	-	X	Z			
VT081		90	653.8	303	-	-	-	5.4	1		X	X	X	X	
VT084		89	89.2	-	-	-	-	6.5	2		X				


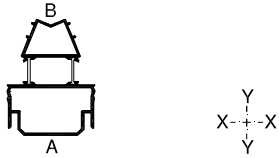
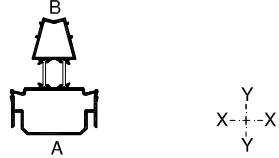
BR = BRUT - BRUT - ROH - BRUT

AN = ANODISATIE - ANODISE - ELOXIERT - ANODISED

KL = STANDAARDKLEUREN - COULEUR STANDARD - BASIS FARBEN - BASIC COLORS

GS = GEMOFFELD SPECIAAL - LAQUE SPECIAL - SPECIALFARBE - SPECIAL COLOR

M1 = BICOLOR - BICOLOR - BICOLOR - BICOLOR

NUMMER NUMERO NUMBER NUMBER	AFBEELDING IMAGE BILD PICTURE	BLAD PAGE SEITE PAGE	OMTREK PERIM. UMRIB PERIM. mm	MECH. MEC. MECH. MEC. mm	lx(cm4)	ly(cm4)	LENGTE LONG. LANGE LENGTH	VERP. PER EMB. PAR PACK PR.	BR	AN	KL	GS	M1
					Wx(cm3)	Wy(cm3)							
VT085		89	318.2	162.2	-	-	6.5	2	X	X	X	X	
VT180		91	417	112	65.78	38.55	5.4	1	X	X	X	X	X
					12.01	10.46							
VT182		91	437.9	105	64.14	34.49	5.4	1	X	X	X	X	X
					11.24	9.33							

BR = BRUT - BRUT - ROH - BRUT

AN = ANODISATIE - ANODISE - ELOXIERT - ANODISED

KL = STANDAARDKLEUREN - COULEUR STANDARD - BASIS FARBEN - BASIC COLORS

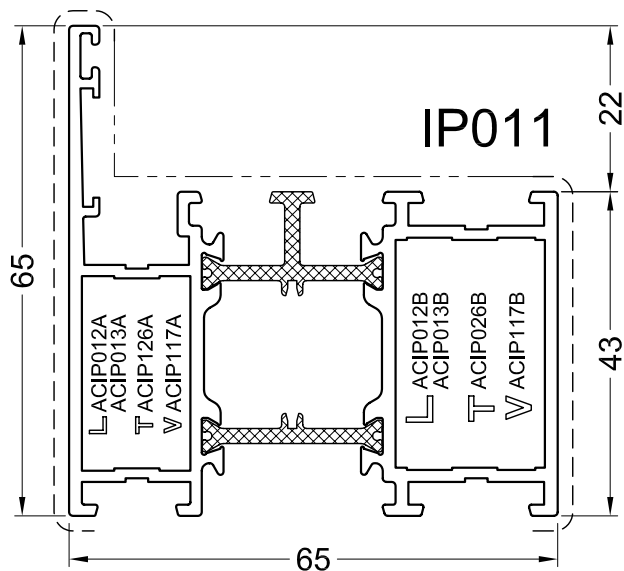
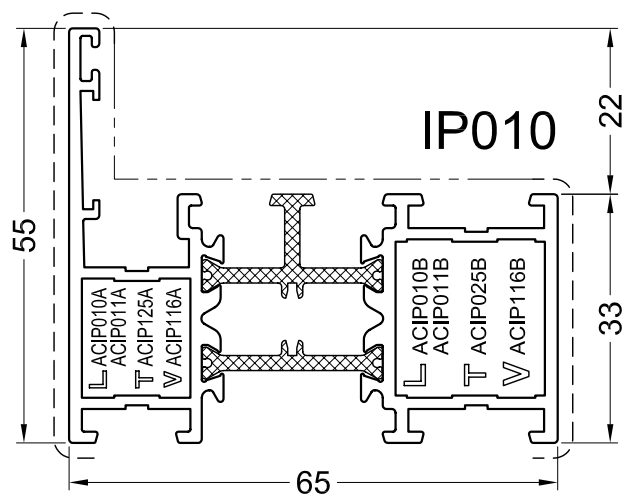
GS = GEMOFFELD SPECIAAL - LAQUE SPECIAL - SPECIALFARBE - SPECIAL COLOR

M1 = BICOLOR - BICOLOR - BICOLOR - BICOLOR

A = BUITEN - EXTERIEUR - AUSSEN - OUTSIDE
B = BINNEN - INTERIEUR - INNEN - INSIDE

BUITENKADERS
PROFILS D'ENCADREMENT
KADERPROFILE
OUTER FRAMES

PROFIELEN - PROFILS- PROFILE - PROFILES



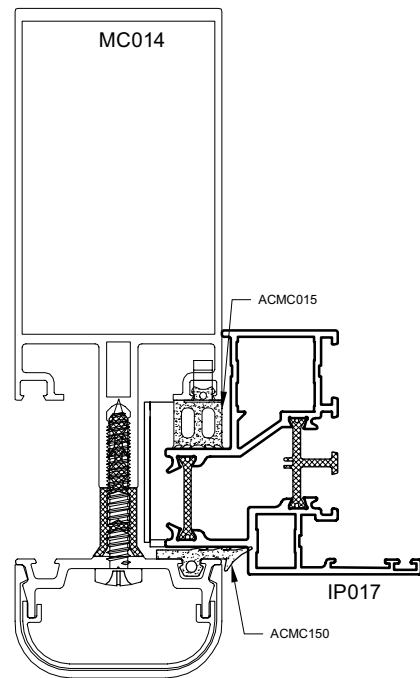
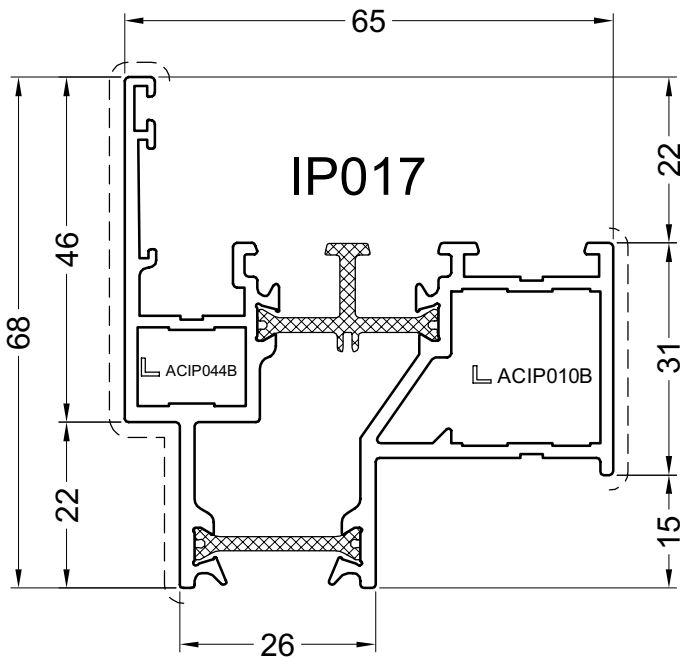
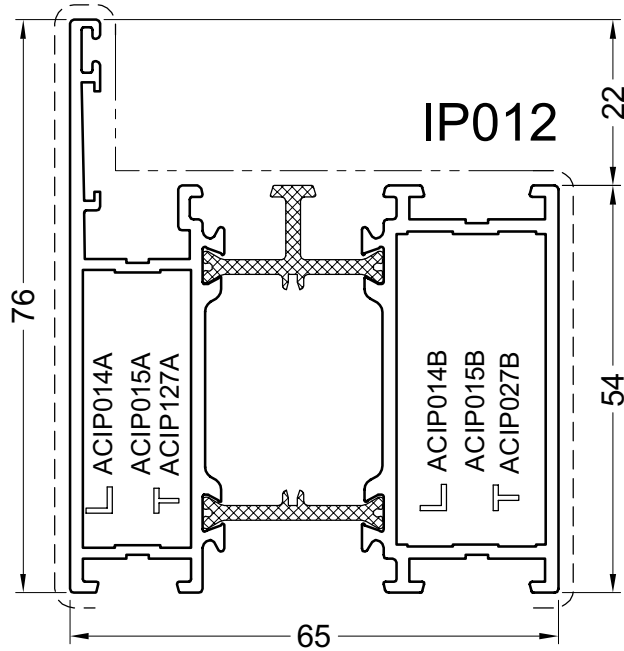
ipa01

Primaire zichtbare zijde
Face visible primaire
Primär sichtbare Seite
Primary visible side

Secundaire zichtbare zijde
Face visible secondaire
Secondär sichtbare Seite
Secondary visible side

BUITENKADERS
PROFILS D'ENCADREMENT
KADERPROFILE
OUTER FRAMES

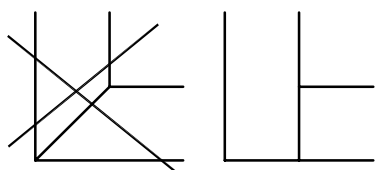
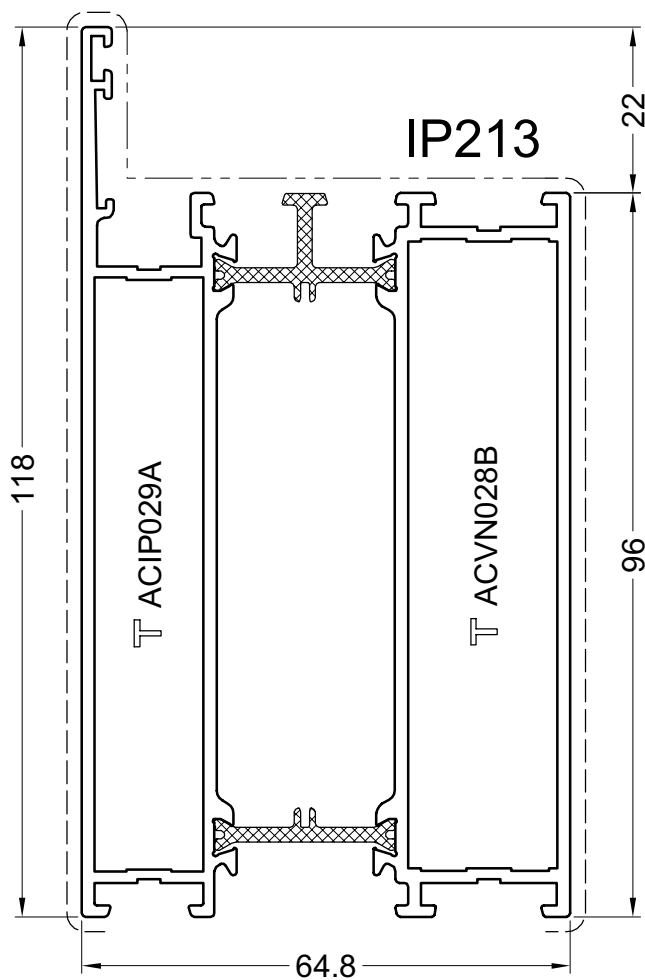
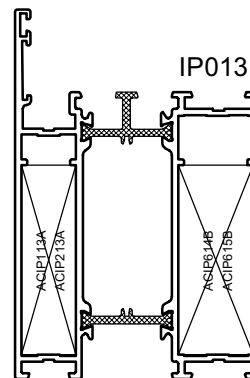
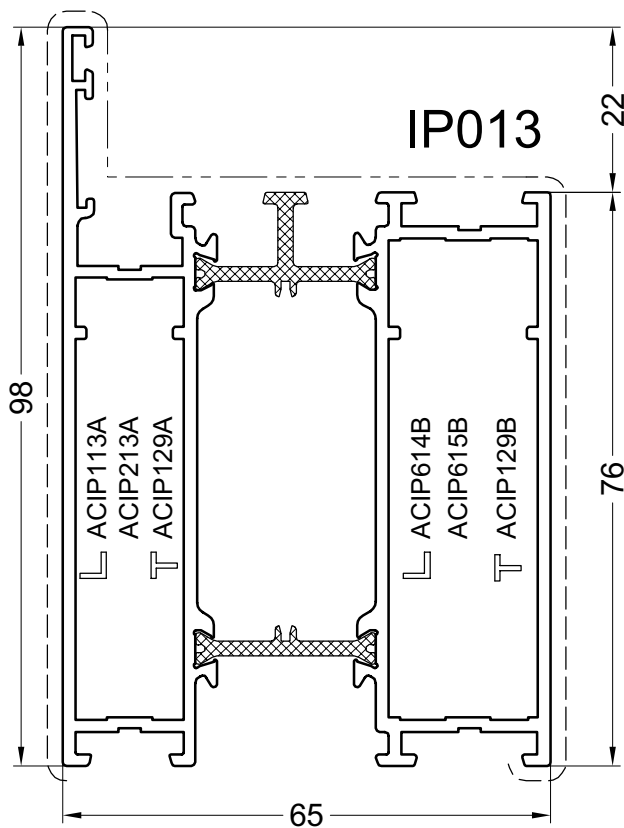
PROFIELEN - PROFILS- PROFILE - PROFILES



ipa02

BUITENKADERS
PROFILS D'ENCADREMENT
KADERPROFILE
OUTER FRAMES

PROFIELEN - PROFILS- PROFILE - PROFILES



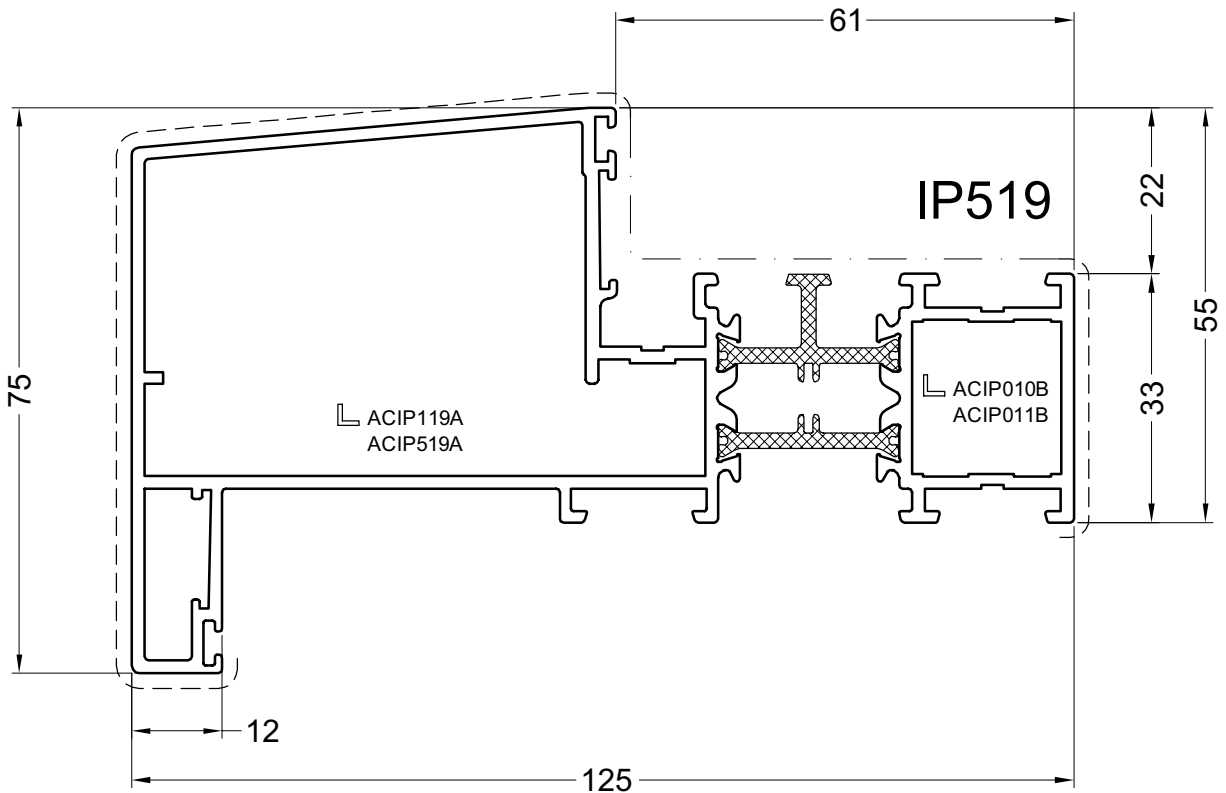
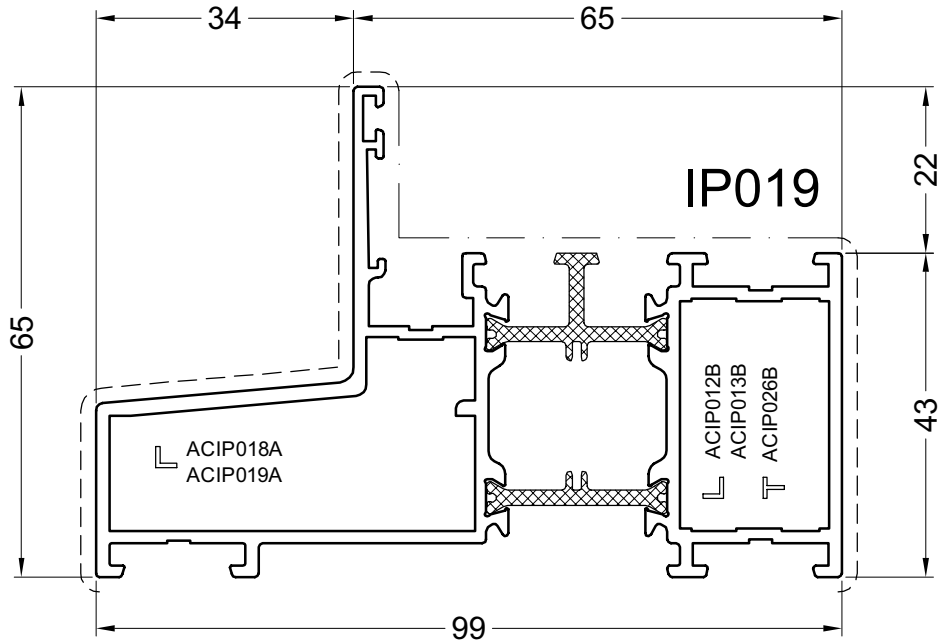
ipa02b

Primaire zichtbare zijde
Face visible primaire
Primär sichtbare Seite
Primary visible side

Secundaire zichtbare zijde
Face visible secondaire
Secondär sichtbare Seite
Secondary visible side

BUITENKADERS
PROFILS D'ENCADREMENT
KADERPROFILE
OUTER FRAMES

PROFIELEN - PROFILS - PROFILE - PROFILES



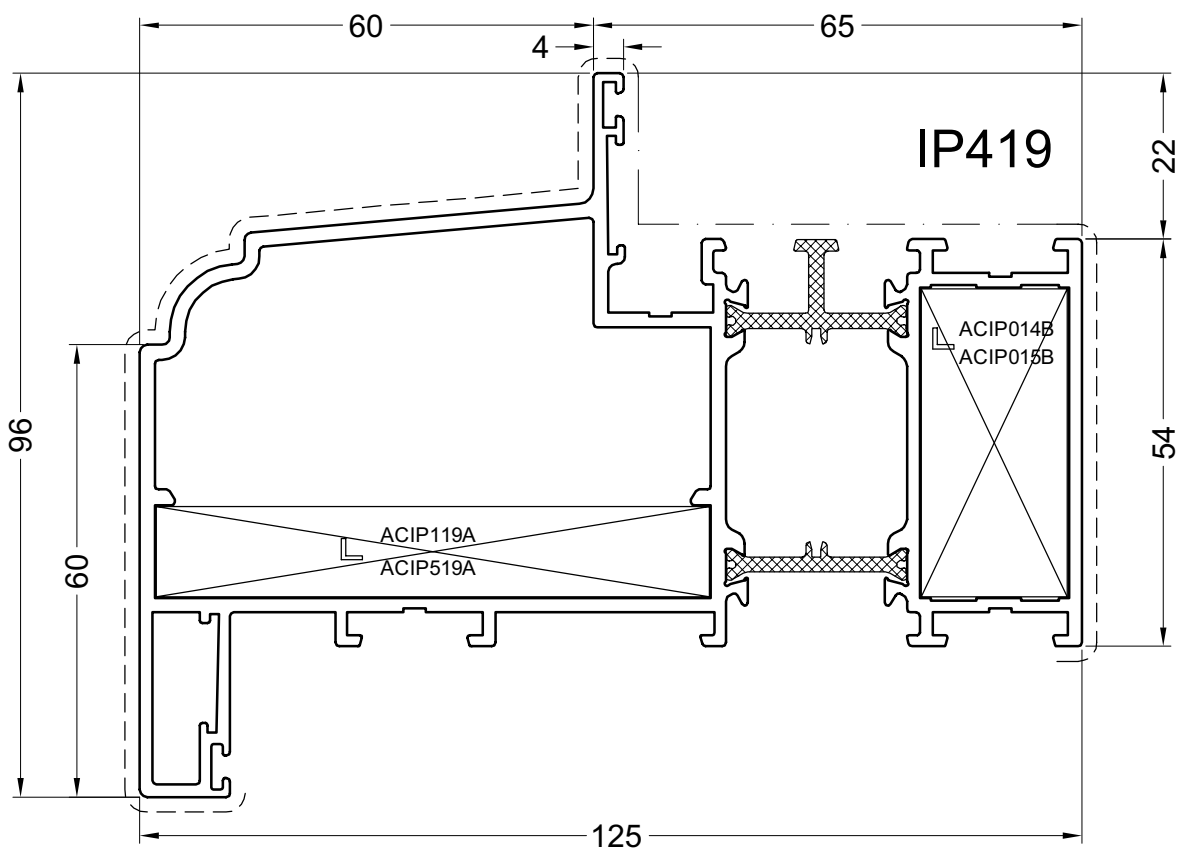
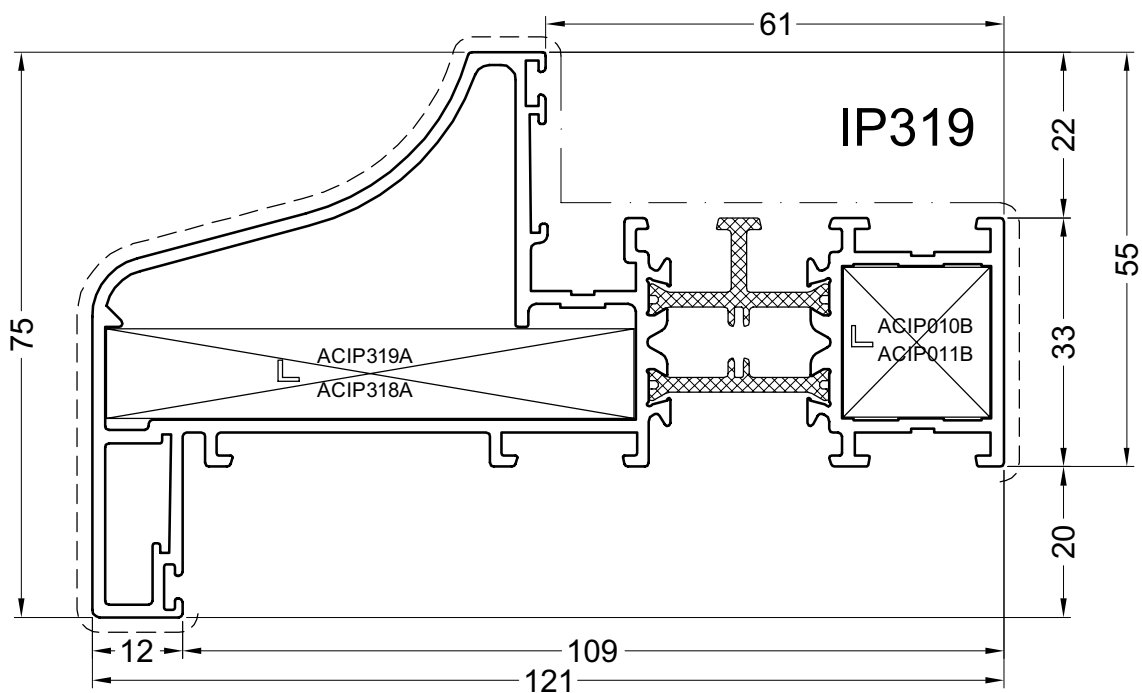
ipa30

Primaire zichtbare zijde
Face visible primaire
Primär sichtbare Seite
Primary visible side

Secundaire zichtbare zijde
Face visible secondaire
Secondär sichtbare Seite
Secondary visible side

BUITENKADERS
PROFILS D'ENCADREMENT
KADERPROFILE
OUTER FRAMES

PROFIELEN - PROFILS- PROFILE - PROFILES



ipa30b

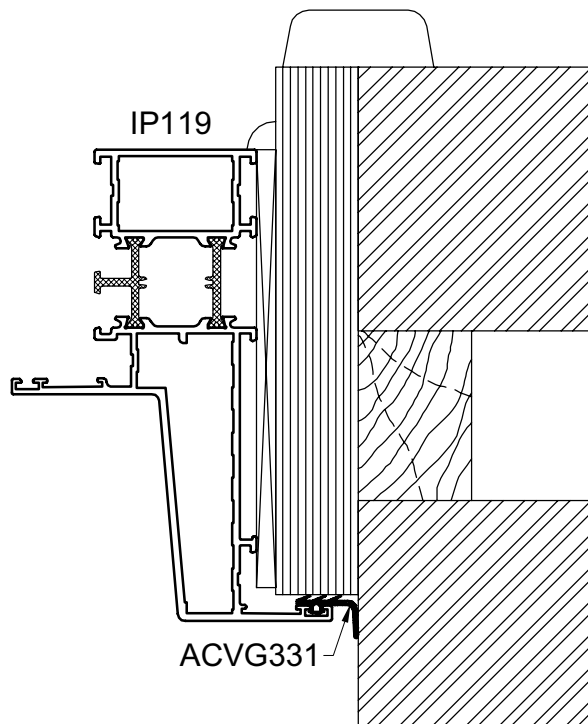
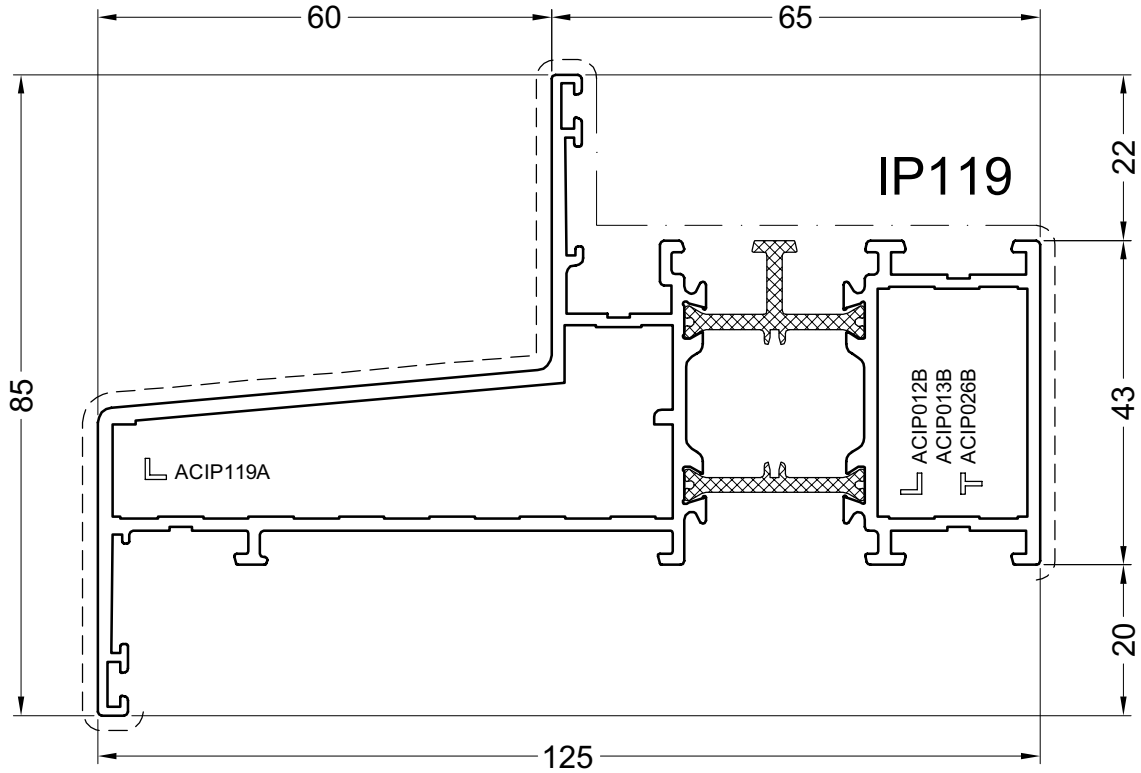
Primaire zichtbare zijde
Face visible primaire
Primär sichtbare Seite
Primary visible side

Secundaire zichtbare zijde
Face visible secondaire
Secondär sichtbare Seite
Secondary visible side

27/8/07

BUITENKADERS
PROFILS D'ENCADREMENT
KADERPROFILE
OUTER FRAMES

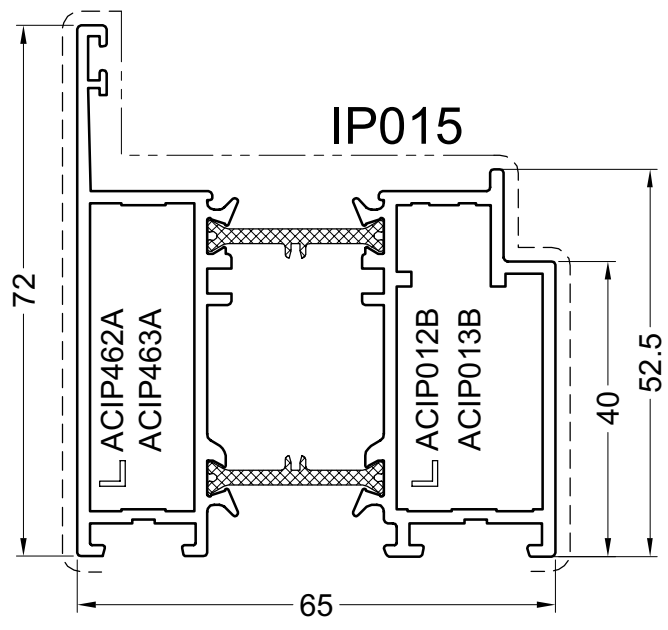
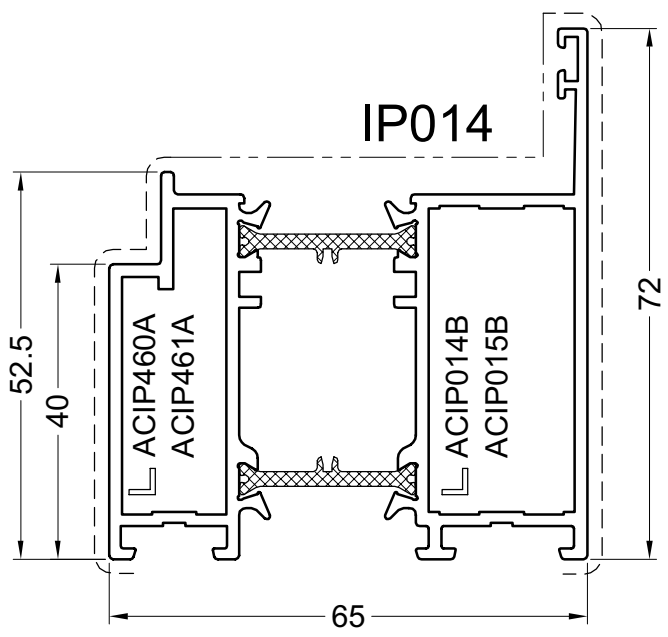
PROFIELEN - PROFILS - PROFILE - PROFILES



ipa30a

BUITENKADERS
PROFILS D'ENCADREMENT
KADERPROFILE
OUTER FRAMES

PROFIELEN - PROFILS- PROFILE - PROFILES



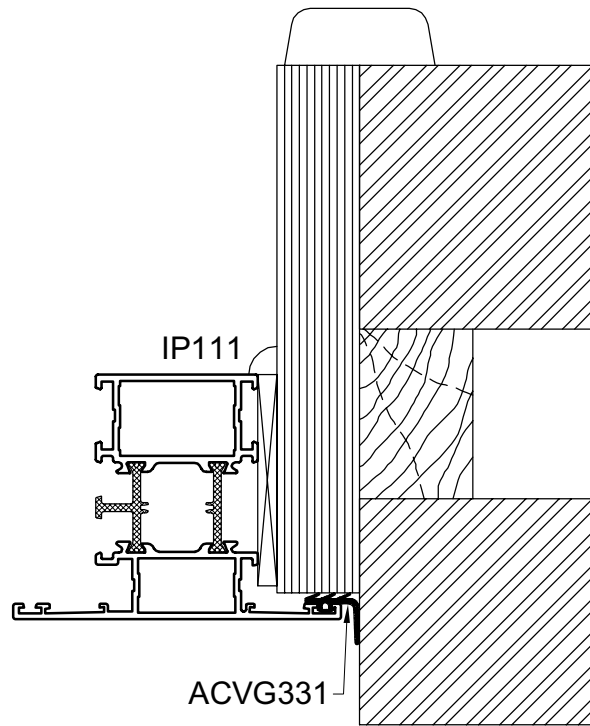
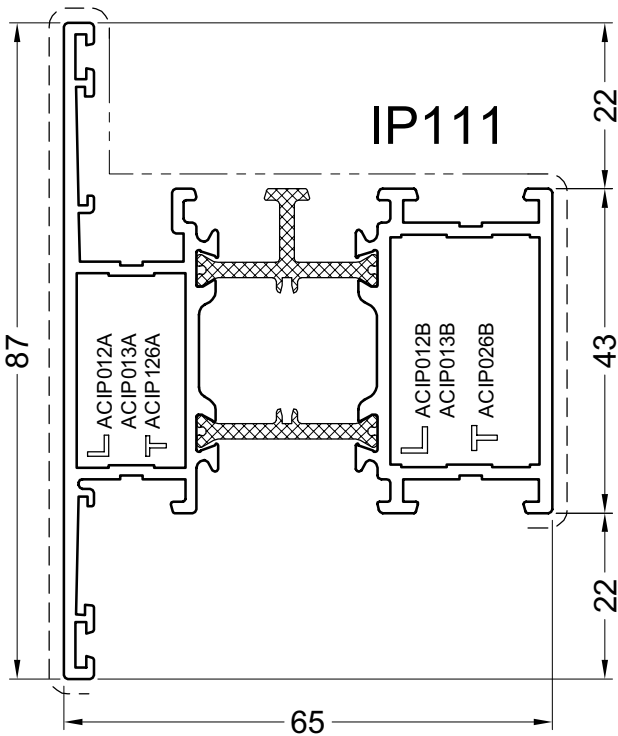
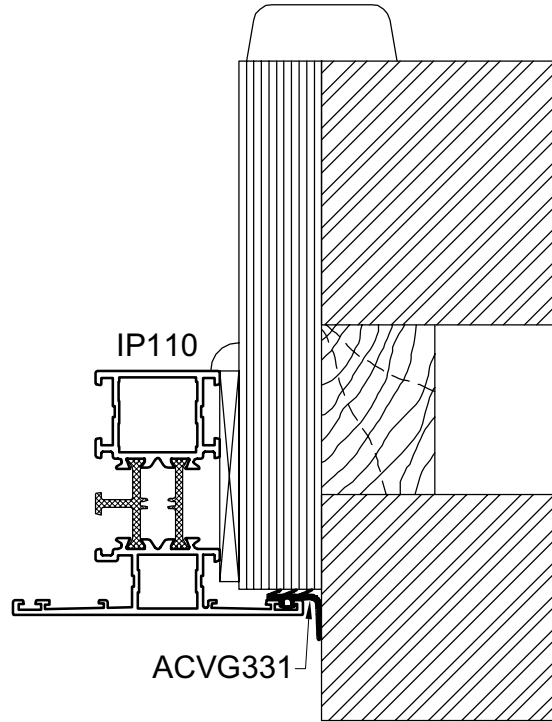
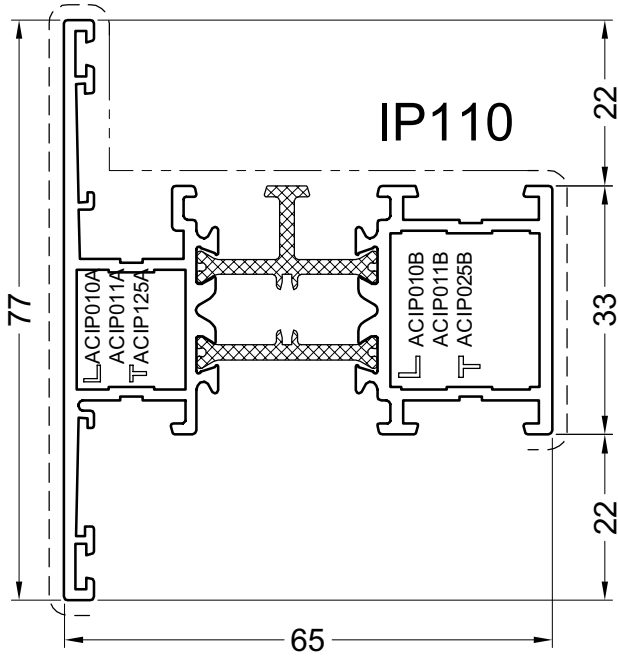
ipa03

Primaire zichtbare zijde
Face visible primaire
Primär sichtbare Seite
Primary visible side

Secundaire zichtbare zijde
Face visible secondaire
Secondär sichtbare Seite
Secondary visible side

BUITENKADERS
PROFILS D'ENCADREMENT
KADERPROFILE
OUTER FRAMES

PROFIELEN - PROFILS - PROFILE - PROFILES



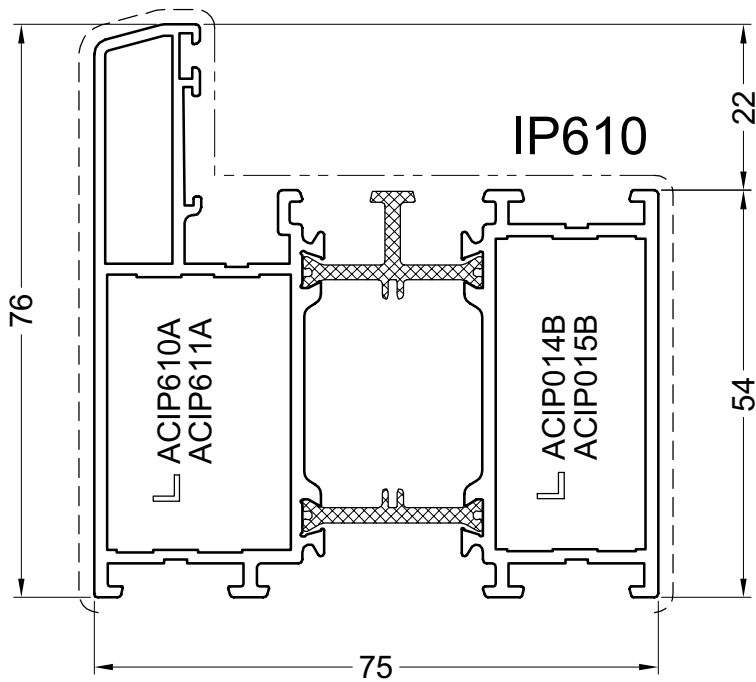
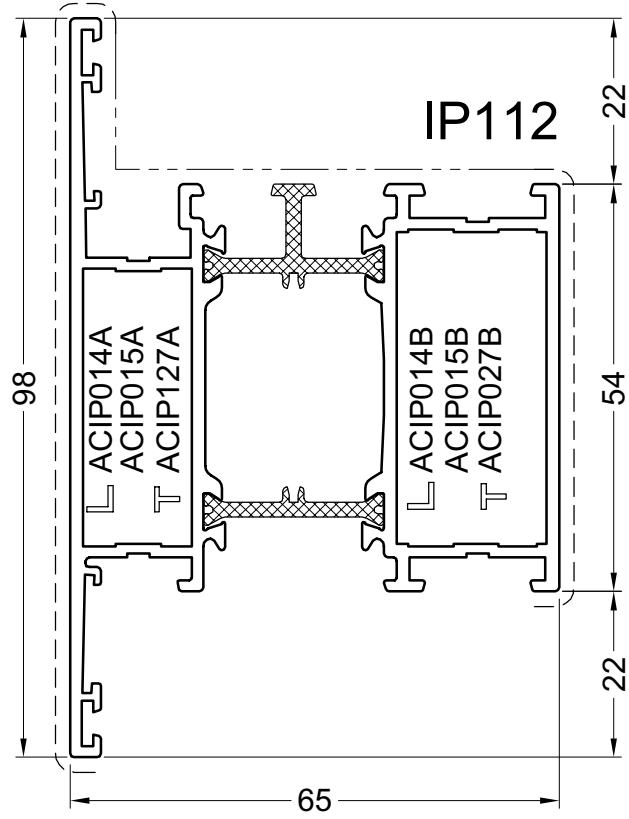
ipa13a

Primaire zichtbare zijde
Face visible primaire
Primär sichtbare Seite
Primary visible side

Secundaire zichtbare zijde
Face visible secondaire
Secondär sichtbare Seite
Secondary visible side

BUITENKADERS
PROFILS D'ENCADREMENT
KADERPROFILE
OUTER FRAMES

PROFIELEN - PROFILS - PROFILE - PROFILES



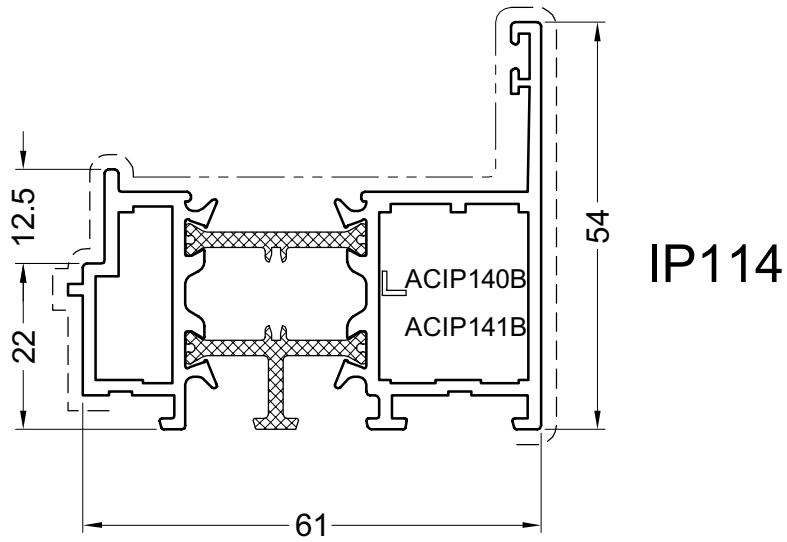
IPA13B

Primaire zichtbare zijde
Face visible primaire
Primär sichtbare Seite
Primary visible side

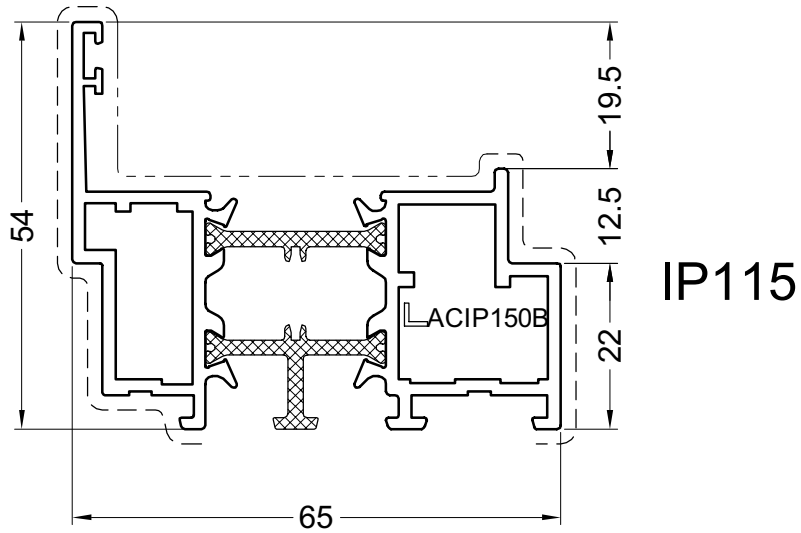
Secundaire zichtbare zijde
Face visible secondaire
Secondär sichtbare Seite
Secondary visible side

BUITENKADERS
PROFILS D'ENCADREMENT
KADERPROFILE
OUTER FRAMES

PROFIELEN - PROFILS - PROFILE - PROFILES



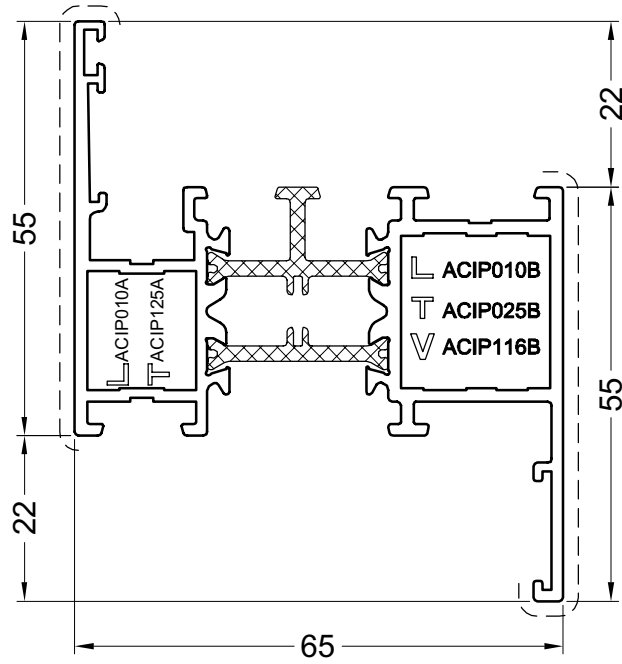
IP114



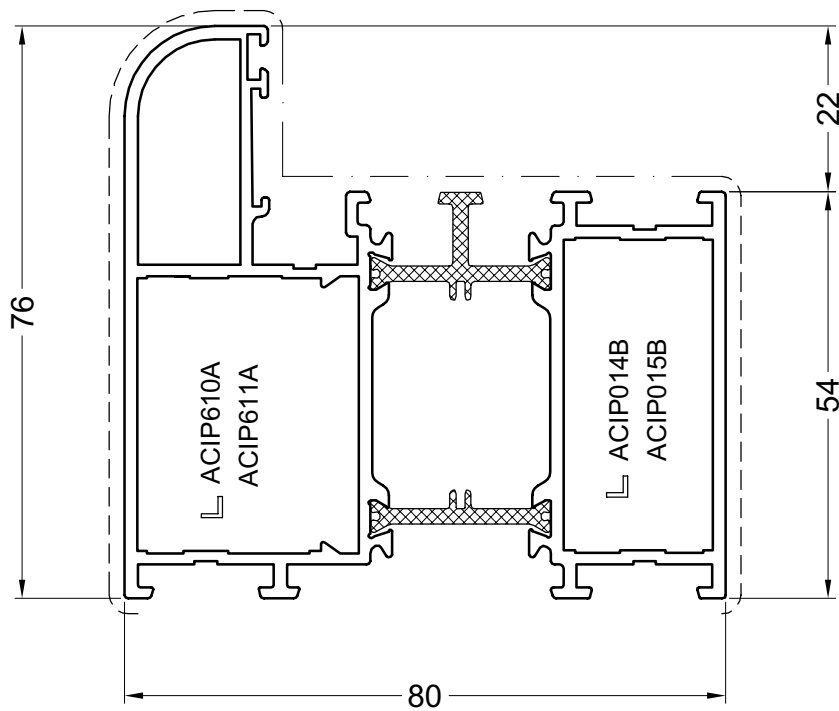
IP115

ipa23

IP200



IP218



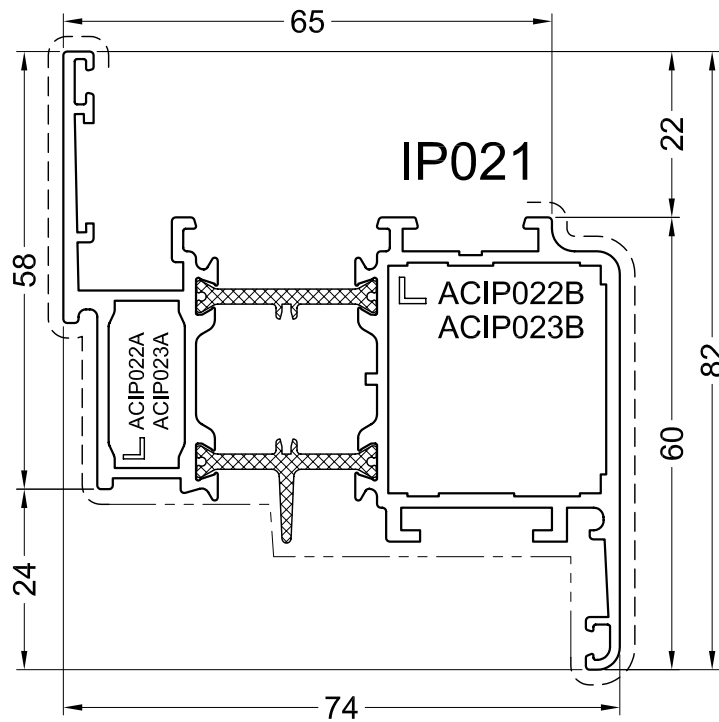
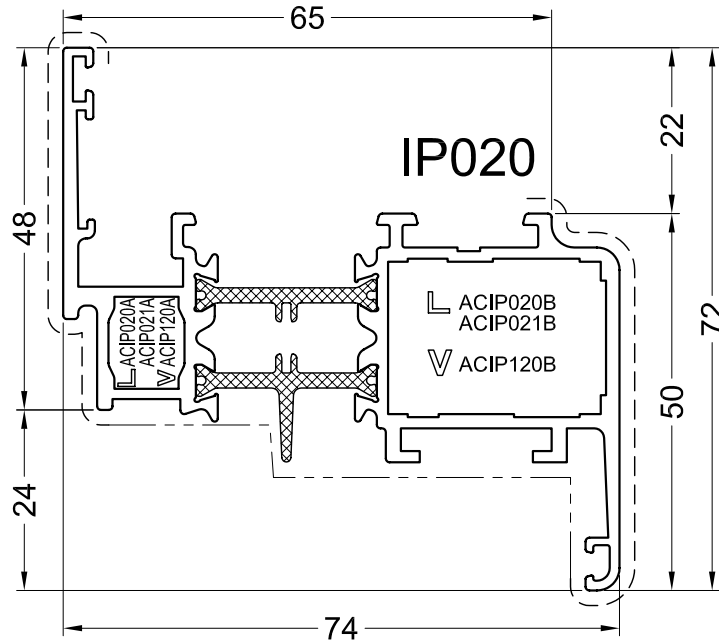
ipa13f

Primaire zichtbare zijde
Face visible primaire
Primär sichtbare Seite
Primary visible side

Secundaire zichtbare zijde
Face visible secondaire
Secondär sichtbare Seite
Secondary visible side

VLEUGELPROFIELEN
OUVRANTS
FLUGELPROFILE
VENT PROFILES

PROFIELEN - PROFILS - PROFILE - PROFILES

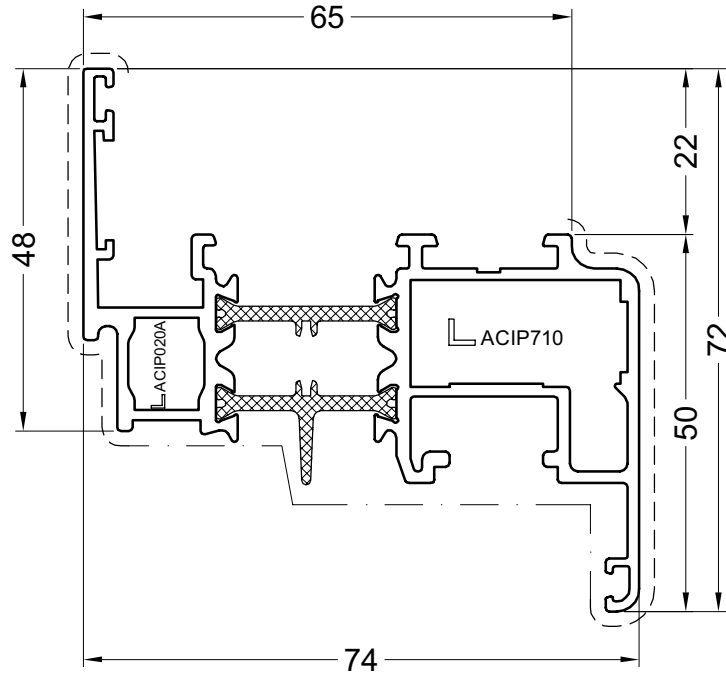


ipa04

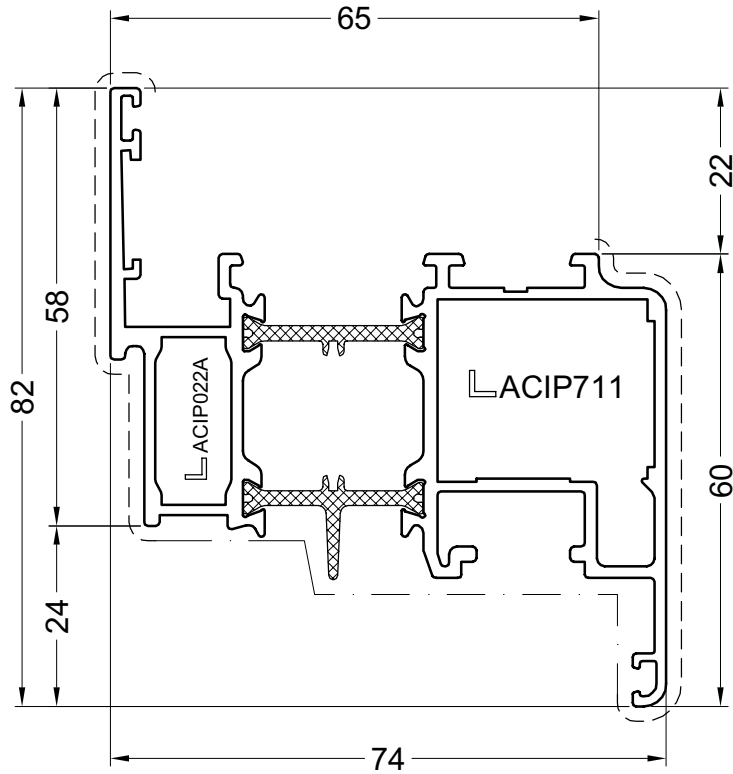
Primaire zichtbare zijde
Face visible primaire
Primär sichtbare Seite
Primary visible side

Secundaire zichtbare zijde
Face visible secondaire
Secondär sichtbare Seite
Secondary visible side

IP720



IP721

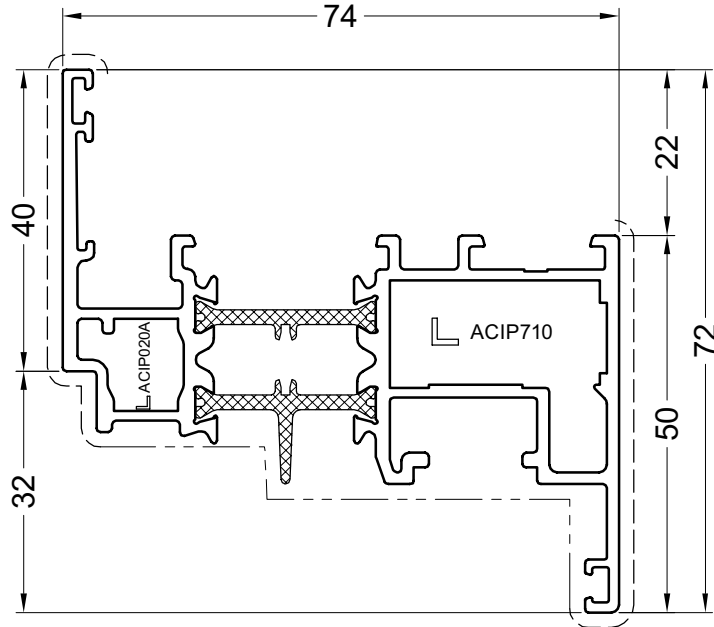


ipa39

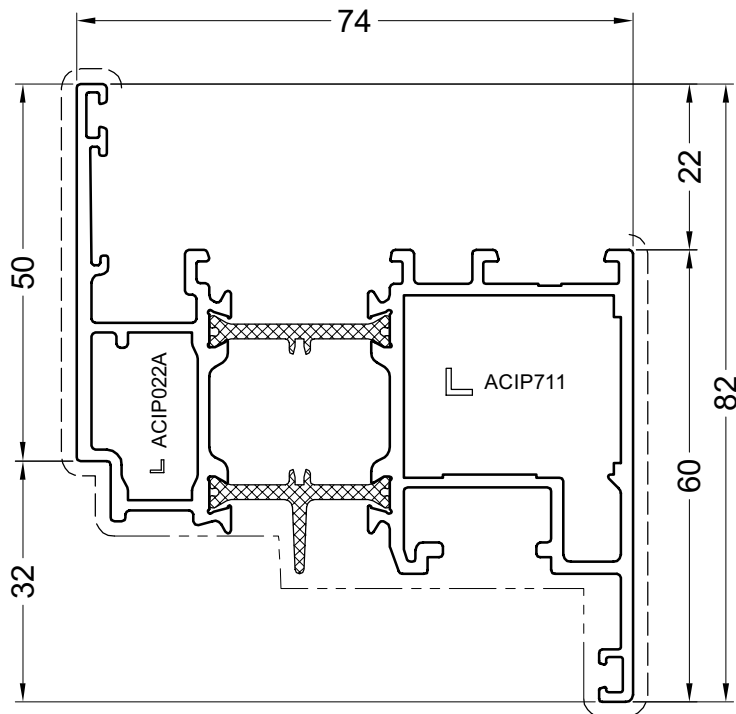
Primaire zichtbare zijde
Face visible primaire
Primär sichtbare Seite
Primary visible side

Secundaire zichtbare zijde
Face visible secondaire
Secondär sichtbare Seite
Secondary visible side

IP725

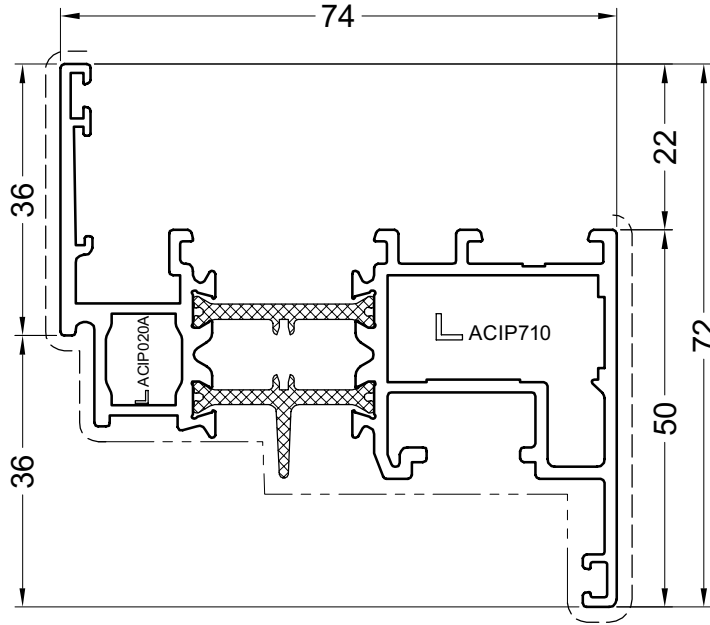


IP726

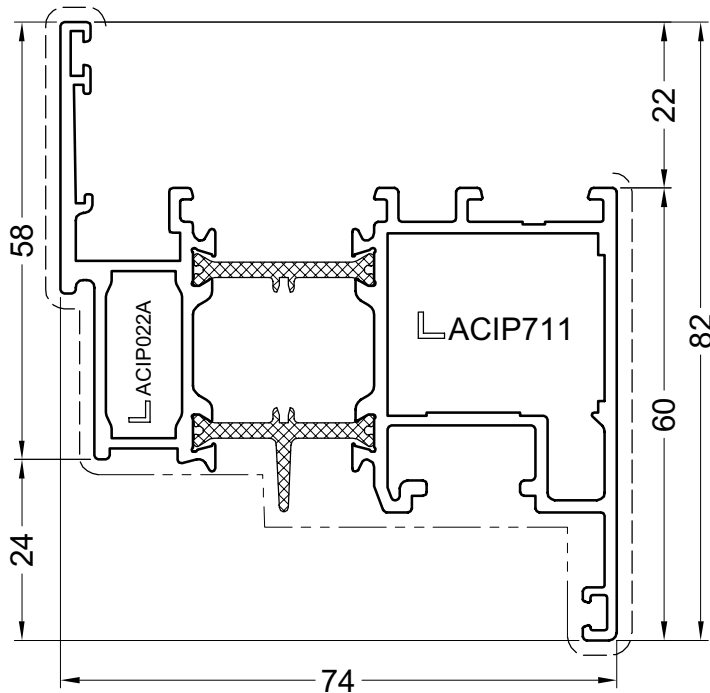


ipa47

IP727



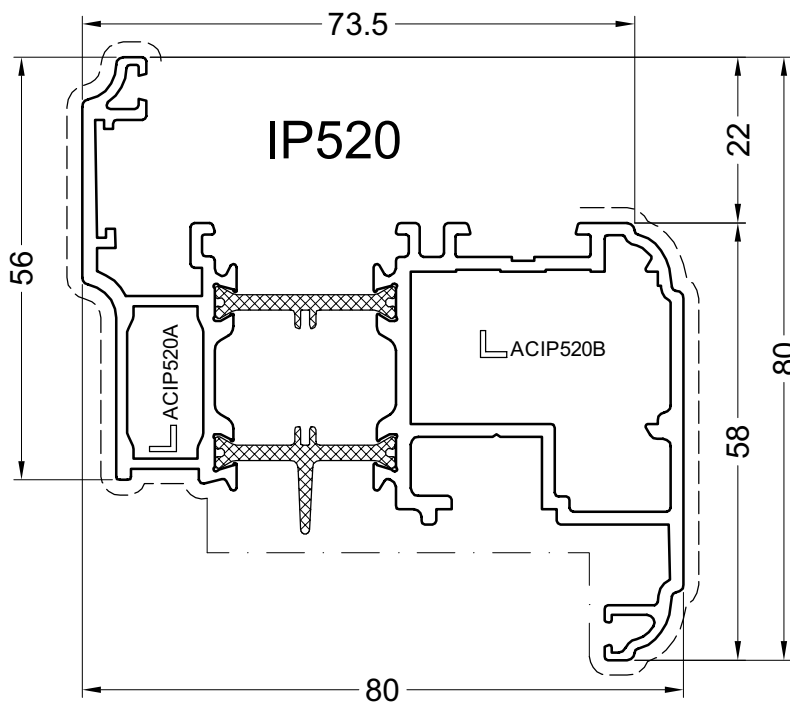
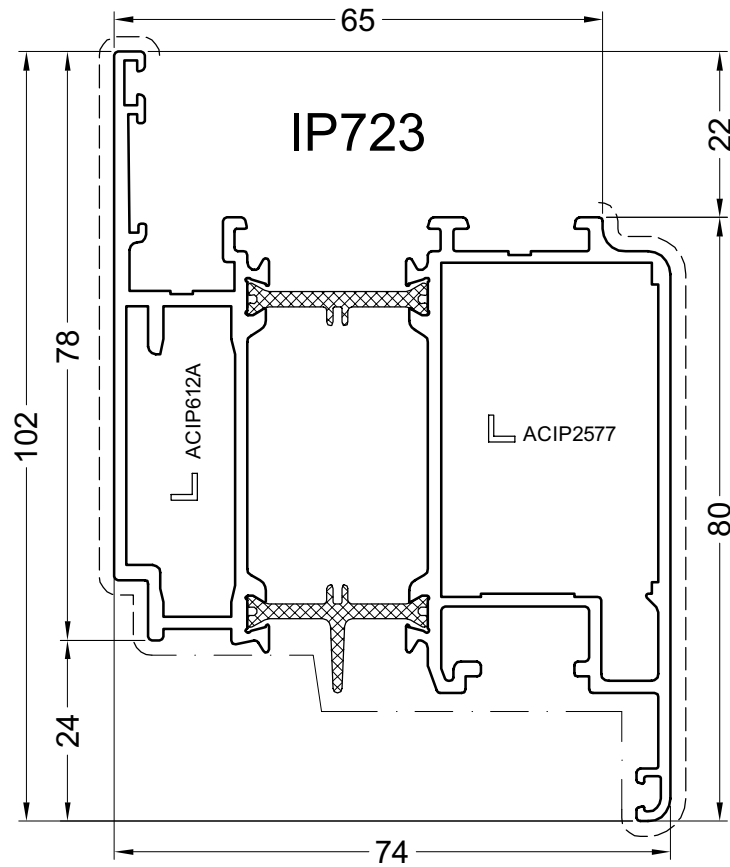
IP728



ipa48

Primaire zichtbare zijde
Face visible primaire
Primär sichtbare Seite
Primary visible side

Secundaire zichtbare zijde
Face visible secondaire
Secondär sichtbare Seite
Secondary visible side



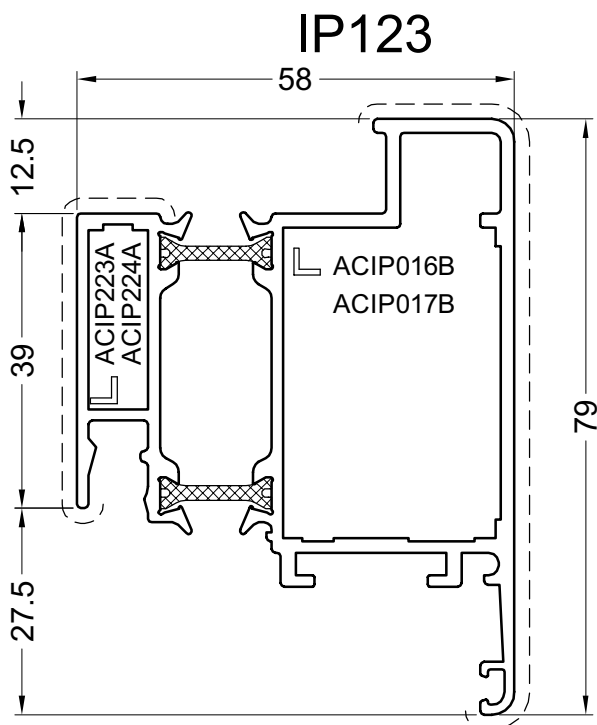
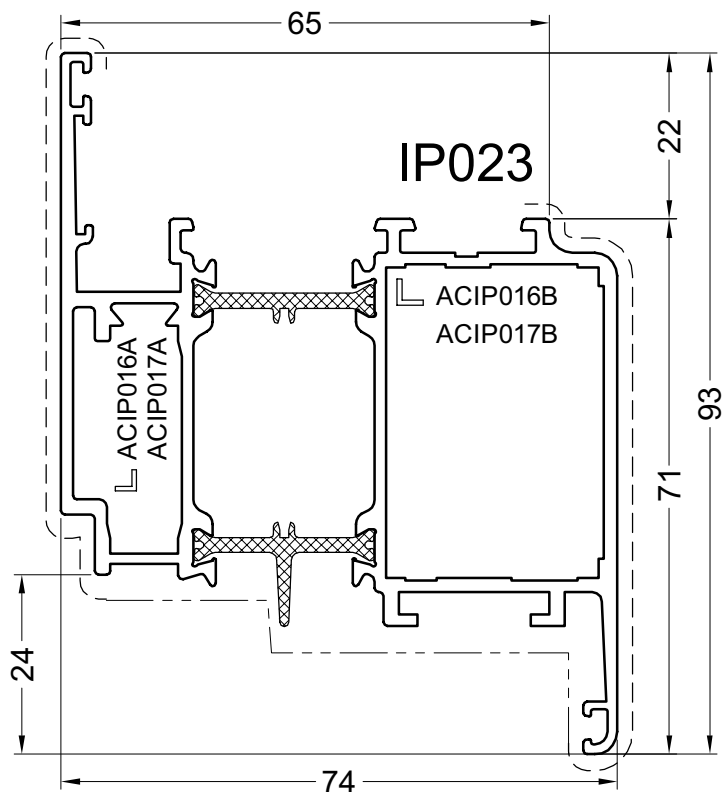
ipa42

Primaire zichtbare zijde
Face visible primaire
Primär sichtbare Seite
Primary visible side

Secundaire zichtbare zijde
Face visible secondaire
Secondär sichtbare Seite
Secondary visible side

VLEUGELPROFIELEN
OUVRANTS
FLUGELPROFILE
VENT PROFILES

PROFIELEN - PROFILS- PROFILE - PROFILES



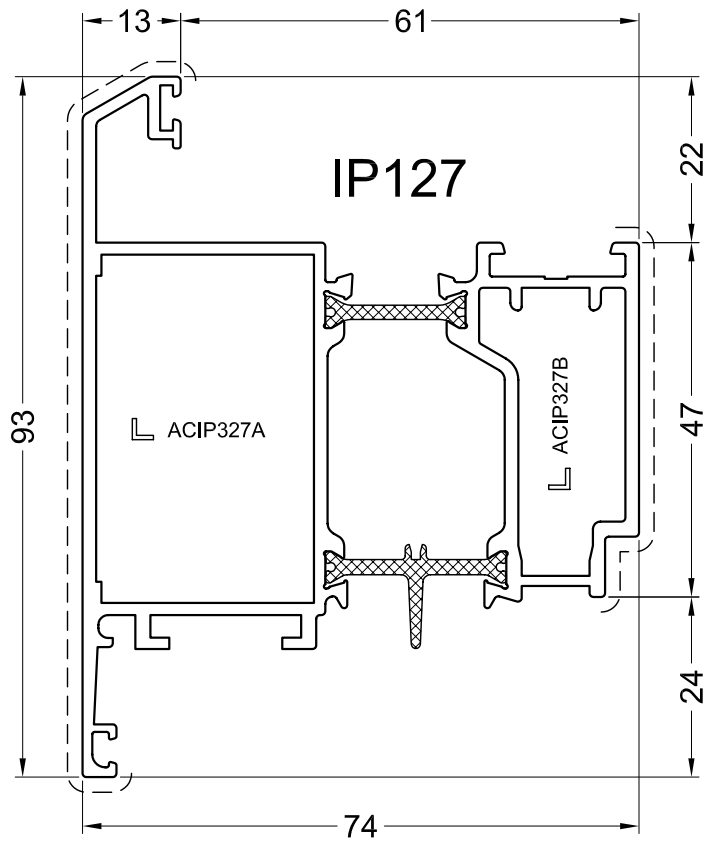
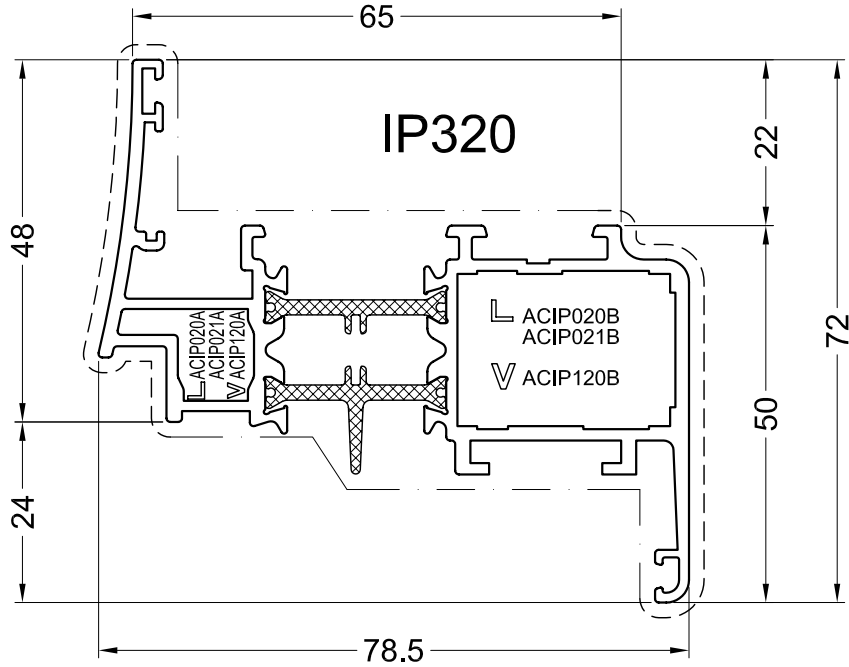
ipa05

Primaire zichtbare zijde
Face visible primaire
Primär sichtbare Seite
Primary visible side

Secundaire zichtbare zijde
Face visible secondaire
Secondär sichtbare Seite
Secondary visible side

VLEUGELPROFIELEN
OUVRANTS
FLUGELPROFILE
VENT PROFILES

PROFIELEN - PROFILS - PROFILE - PROFILES



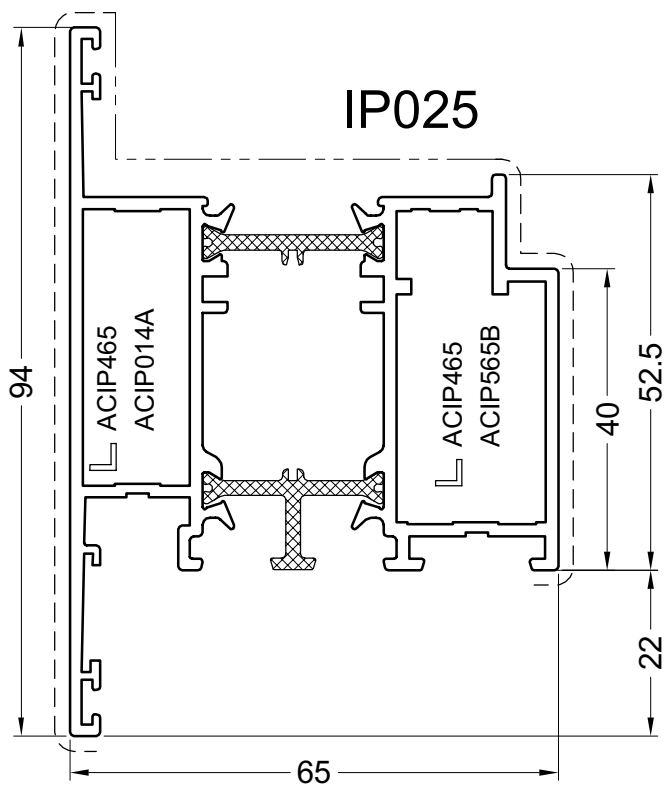
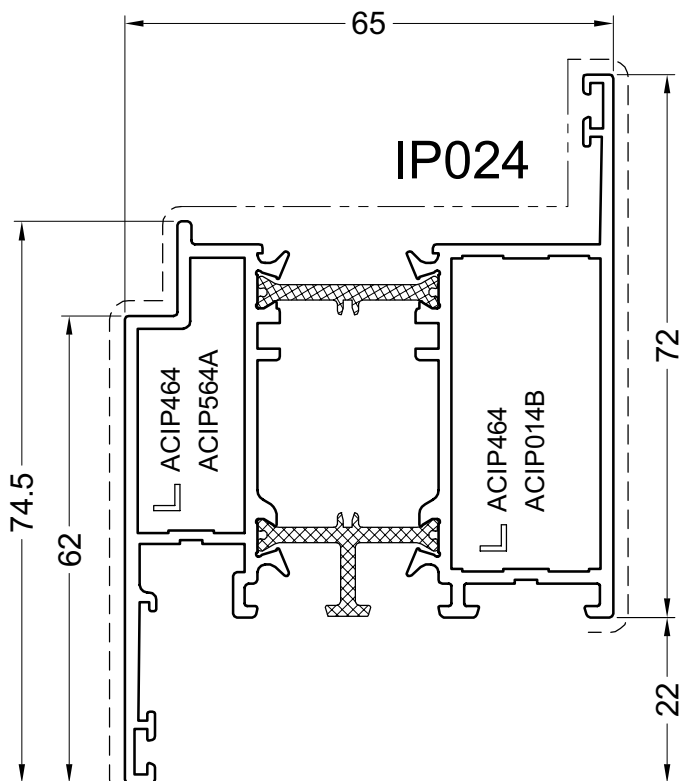
ipa14

Primaire zichtbare zijde
Face visible primaire
Primär sichtbare Seite
Primary visible side

Secundaire zichtbare zijde
Face visible secondaire
Secondär sichtbare Seite
Secondary visible side

VLEUGELPROFIELEN
OUVRANTS
FLUGELPROFILE
VENT PROFILES

PROFIELEN - PROFILS- PROFILE - PROFILES



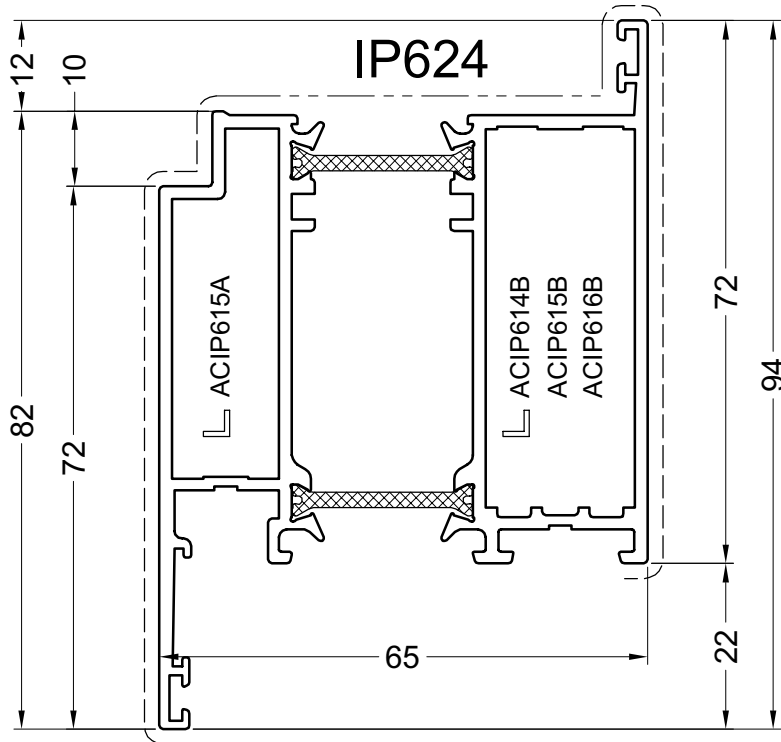
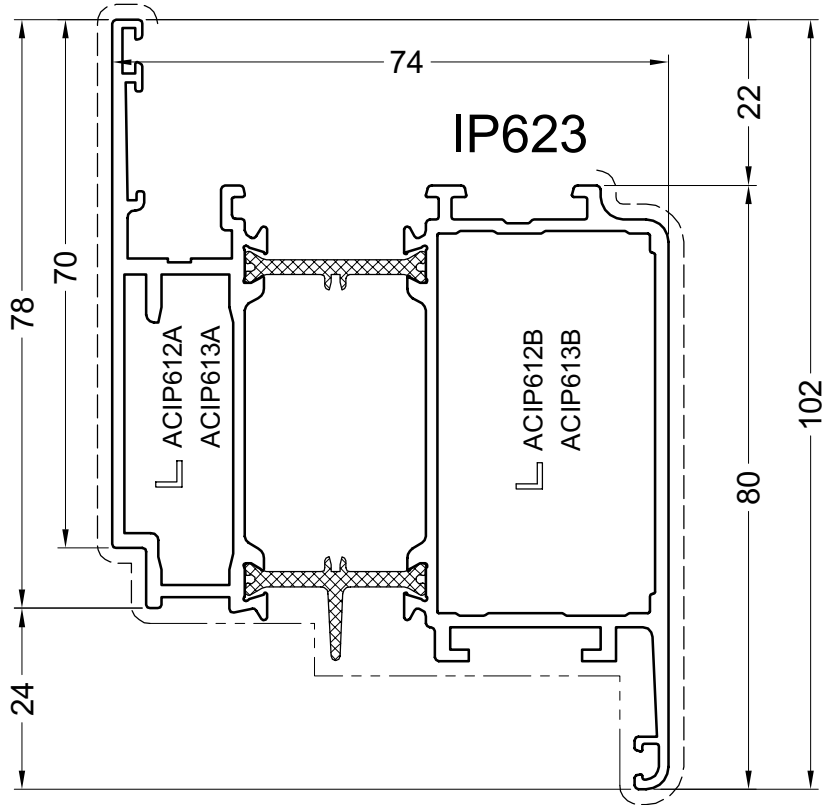
ipa06

Primaire zichtbare zijde
Face visible primaire
Primär sichtbare Seite
Primary visible side

Secundaire zichtbare zijde
Face visible secondaire
Secondär sichtbare Seite
Secondary visible side

VLEUGELPROFIELEN
OUVRANTS
FLUGELPROFILE
VENT PROFILES

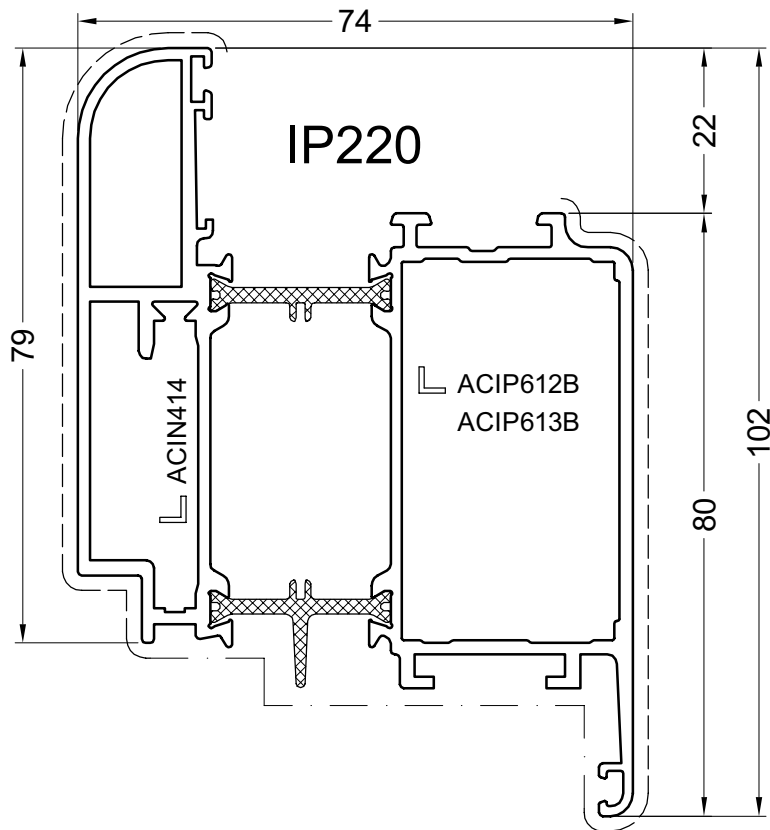
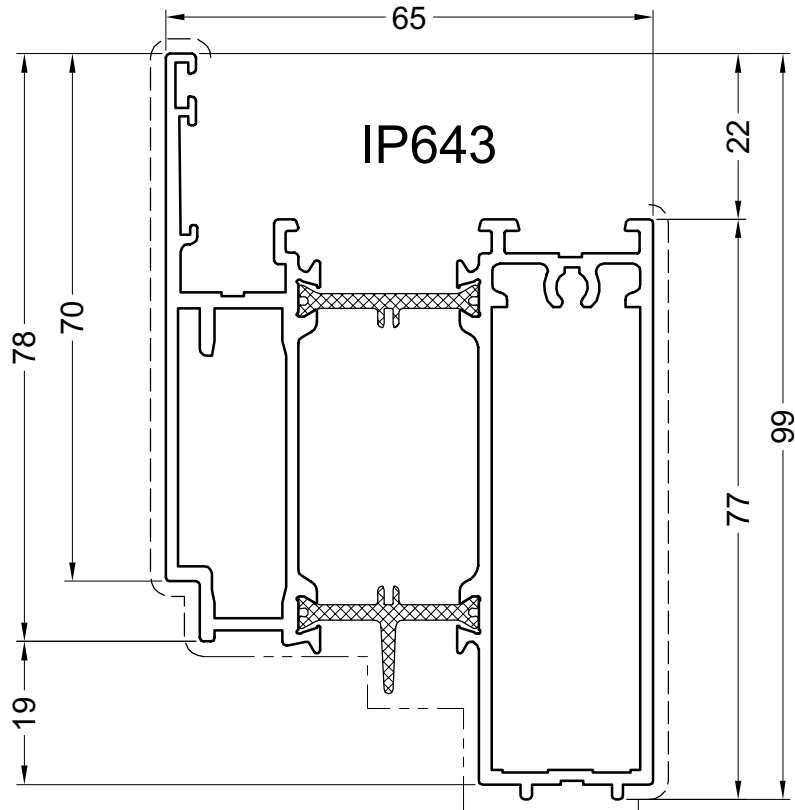
PROFIELEN - PROFILS - PROFILE - PROFILES



ipa33

Primaire zichtbare zijde
Face visible primaire
Primär sichtbare Seite
Primary visible side

Secundaire zichtbare zijde
Face visible secondaire
Secondär sichtbare Seite
Secondary visible side



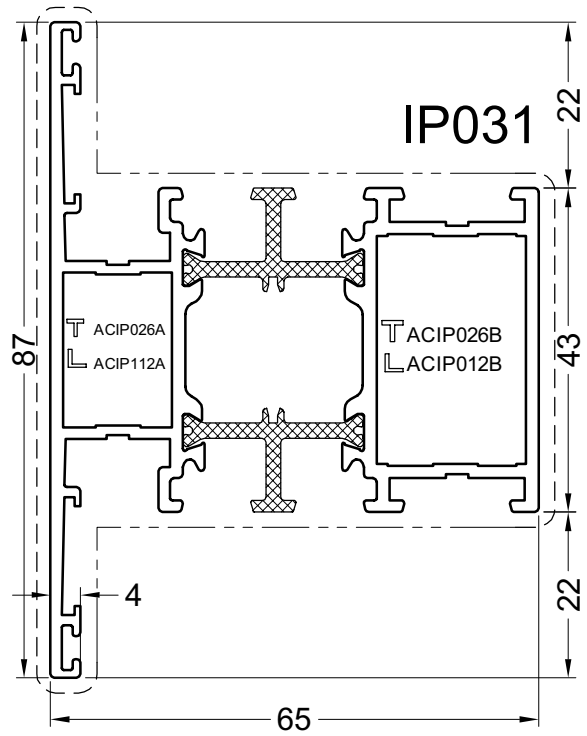
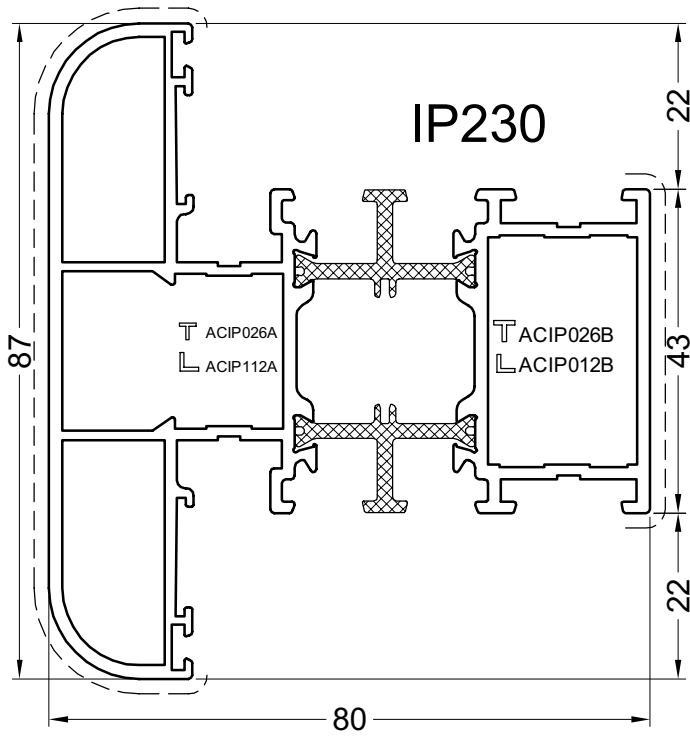
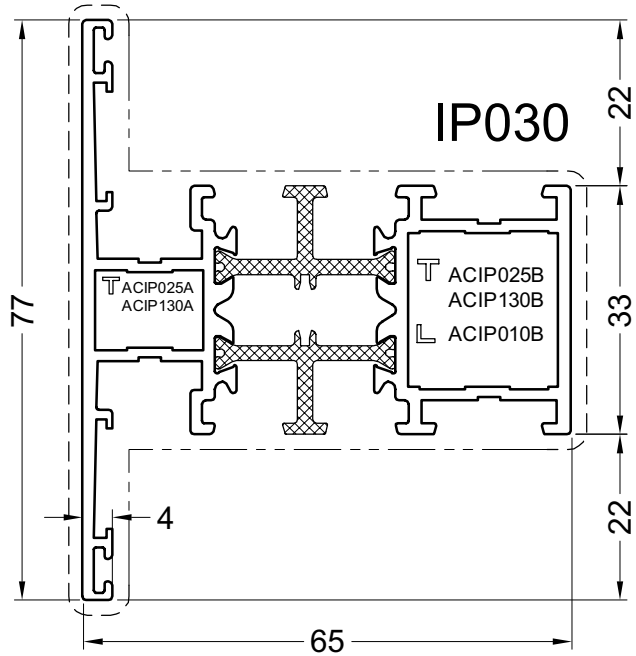
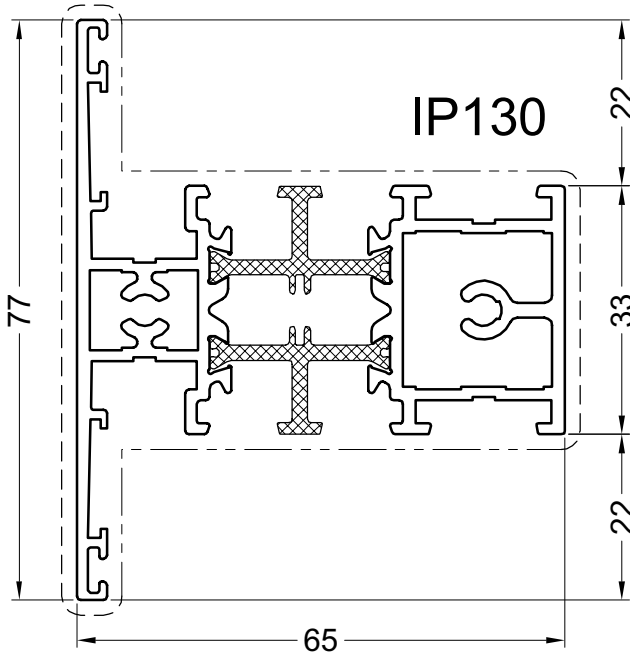
ipa34

Primaire zichtbare zijde
Face visible primaire
Primär sichtbare Seite
Primary visible side

Secundaire zichtbare zijde
Face visible secondaire
Secondär sichtbare Seite
Secondary visible side

TUSSENREGELS
TRAVERS
SPROSSENPROFILE
TRANSOMS

PROFIELEN - PROFILS - PROFILE - PROFILS



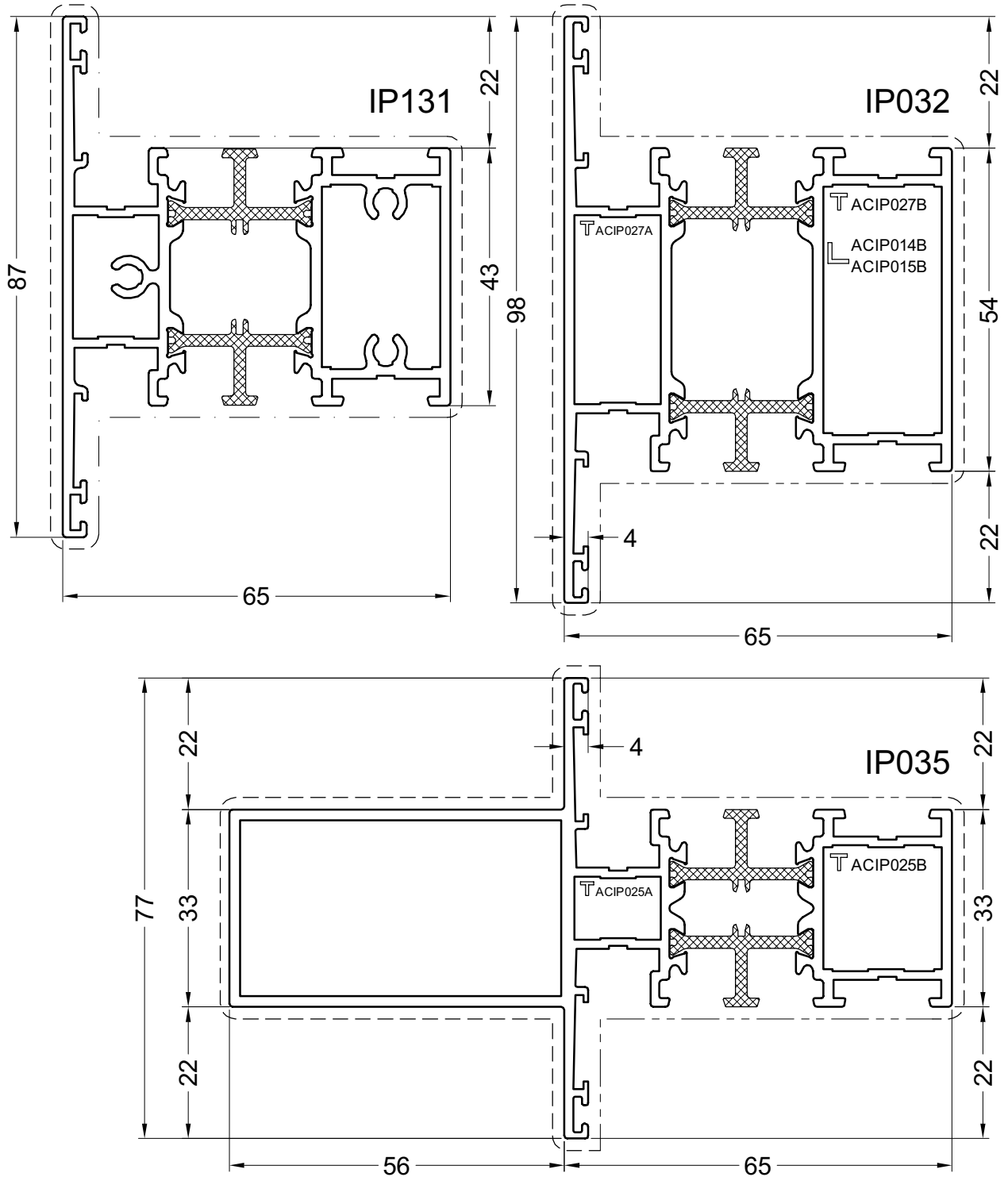
ipa07

Primaire zichtbare zijde
Face visible primaire
Primär sichtbare Seite
Primary visible side

Secundaire zichtbare zijde
Face visible secondaire
Secondär sichtbare Seite
Secondary visible side

TUSSENREGELS
TRAVERS
SPROSSENPROFIE
TRANSOMS

PROFIELEN - PROFILS- PROFILE - PROFILES



ipa08

Primaire zichtbare zijde
Face visible primaire
Primär sichtbare Seite
Primary visible side

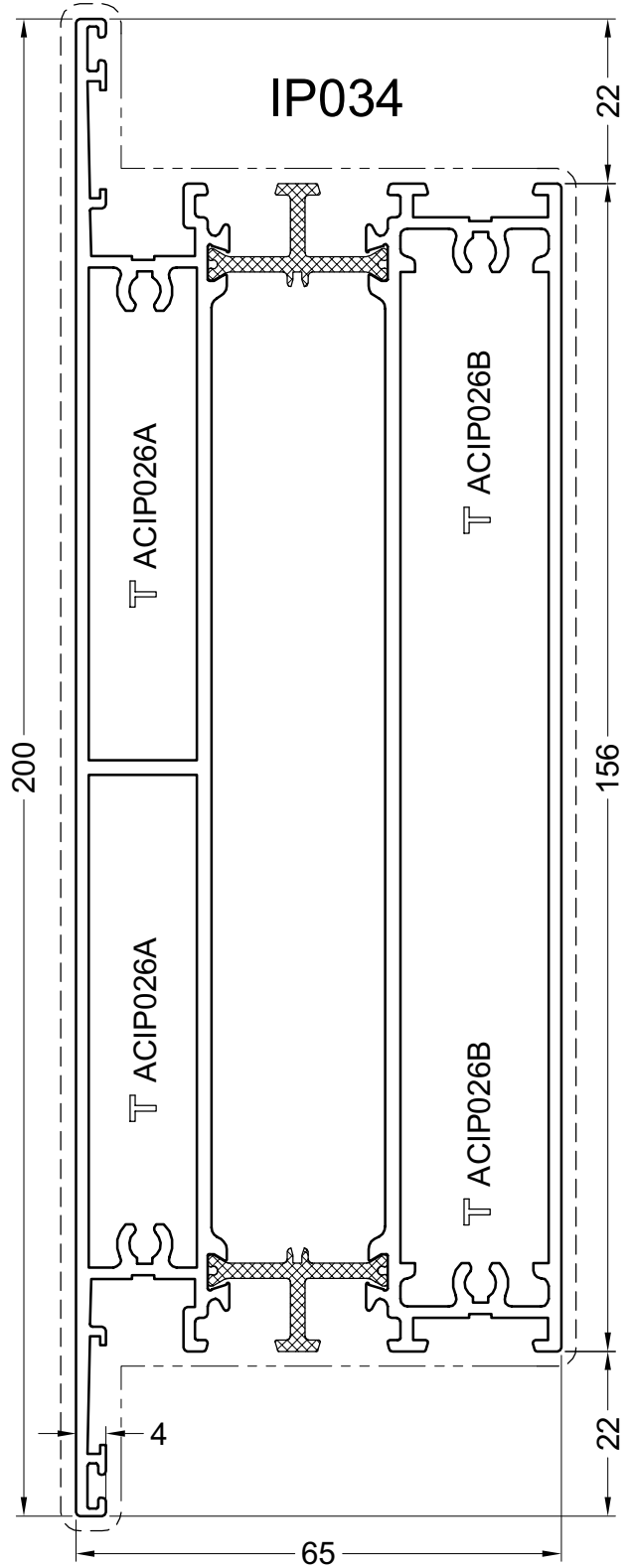
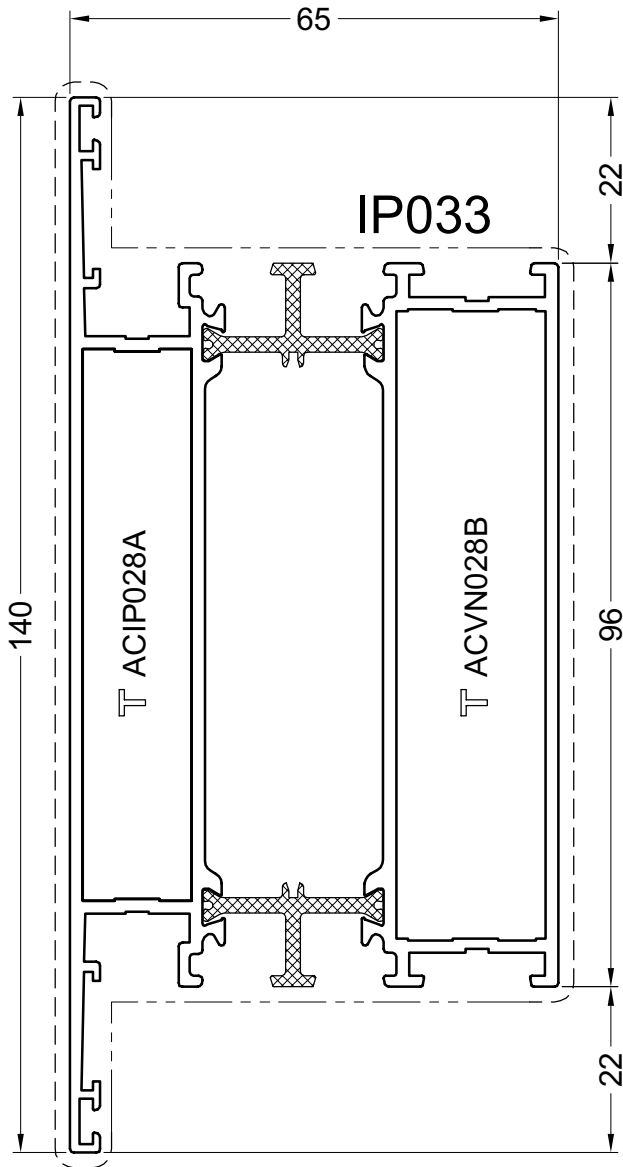
Secundaire zichtbare zijde
Face visible secondaire
Secondär sichtbare Seite
Secondary visible side

27/8/07

55

TUSSENREGELS
TRAVERS
SPROSSENPROFILE
TRANSOMS

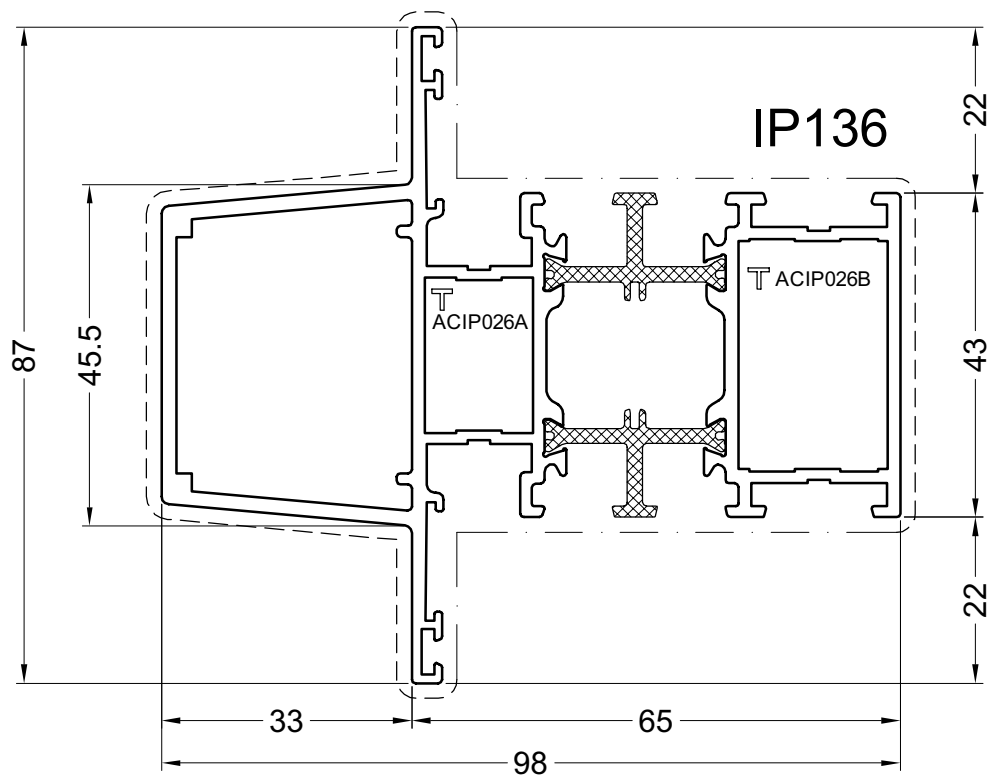
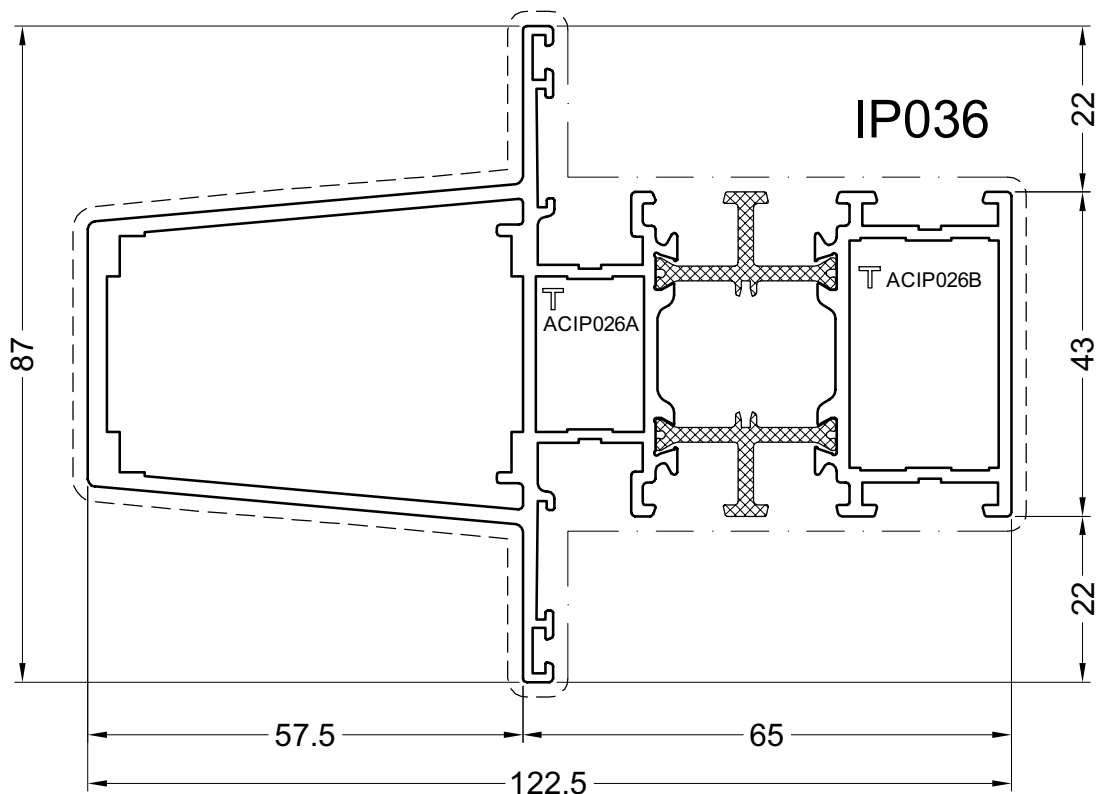
PROFIELEN - PROFILS - PROFILE - PROFILES



ipa09

TUSSENREGELS
TRAVERS
SPROSSENPROFIE
TRANSOMS

PROFIELEN - PROFILS- PROFILE - PROFILES



ipa31

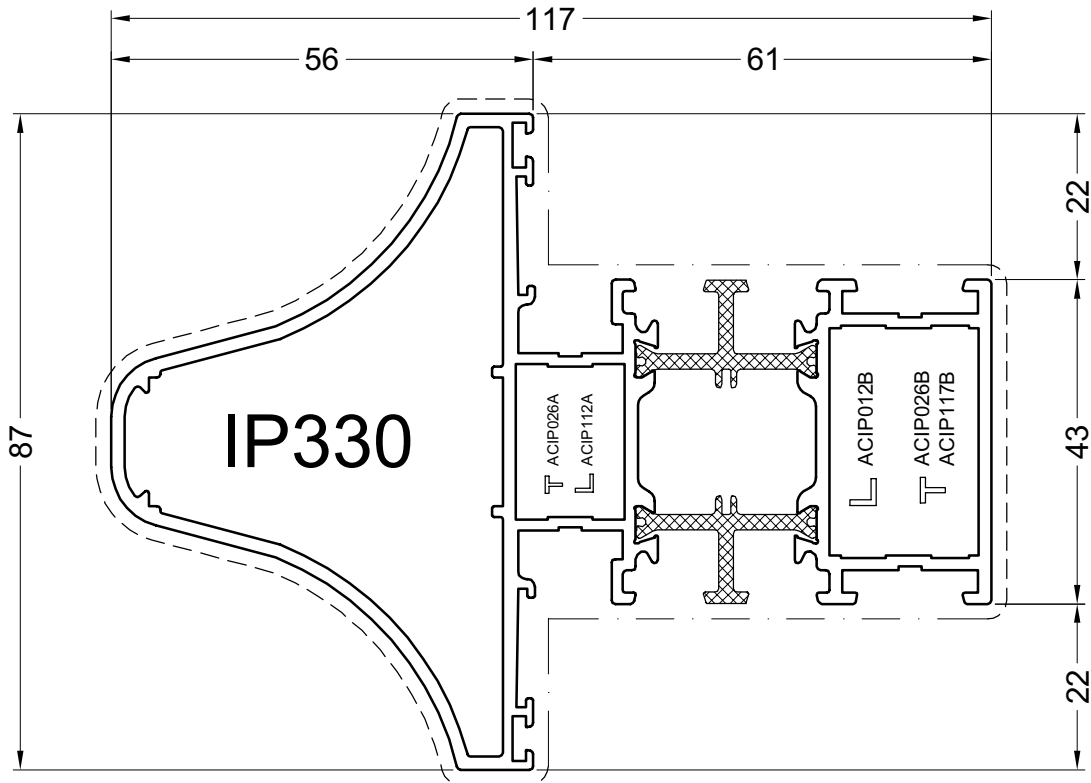
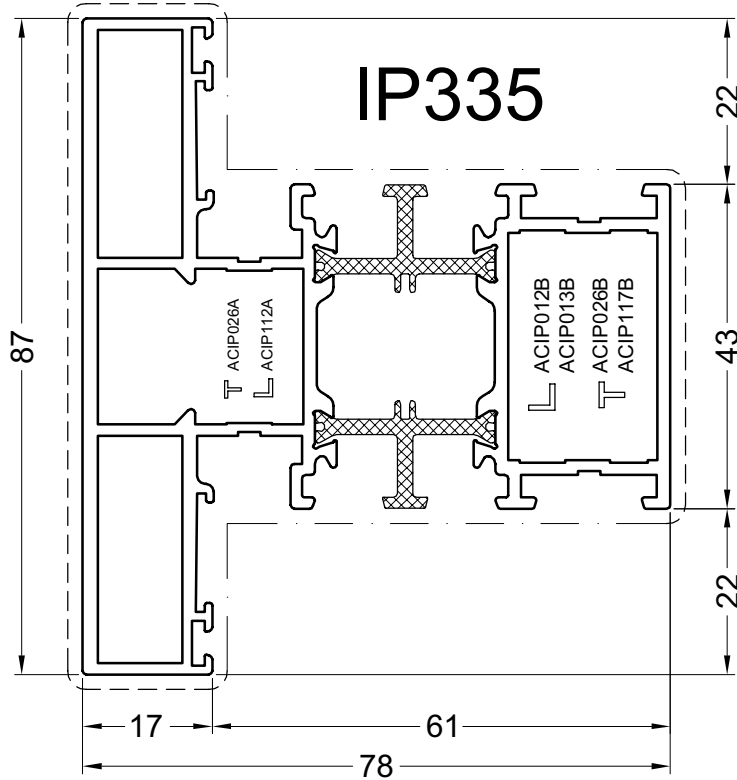
Primaire zichtbare zijde
Face visible primaire
Primär sichtbare Seite
Primary visible side

Secundaire zichtbare zijde
Face visible secondaire
Secondär sichtbare Seite
Secondary visible side

27/8/07

TUSSENREGELS
TRAVERS
SPROSSENPROFILE
TRANSOMS

PROFIELEN - PROFILS - PROFILE - PROFILES



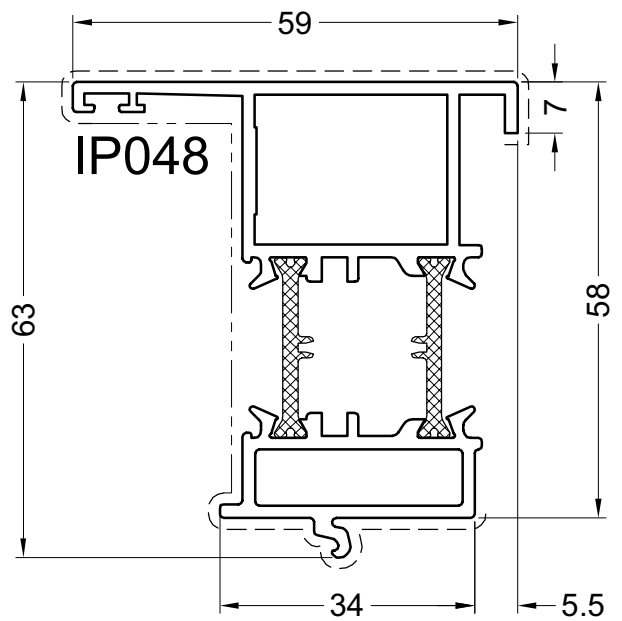
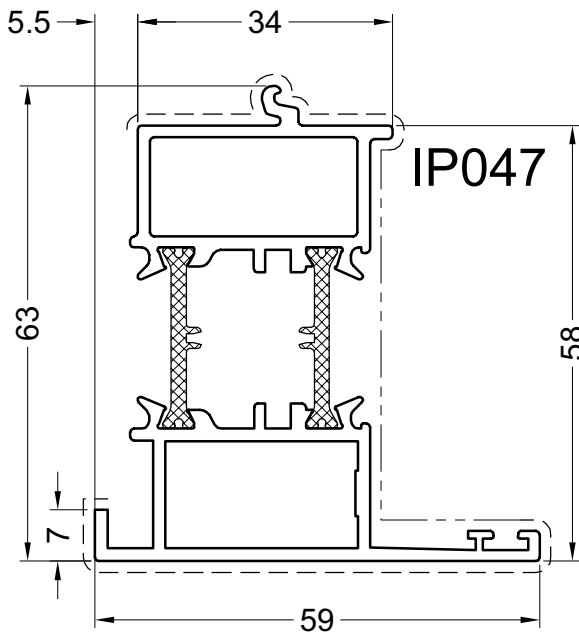
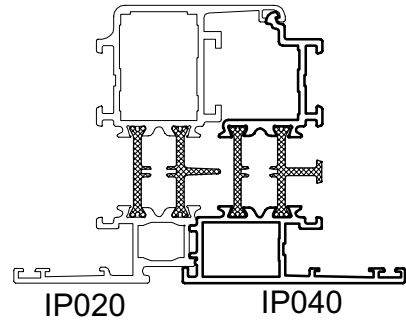
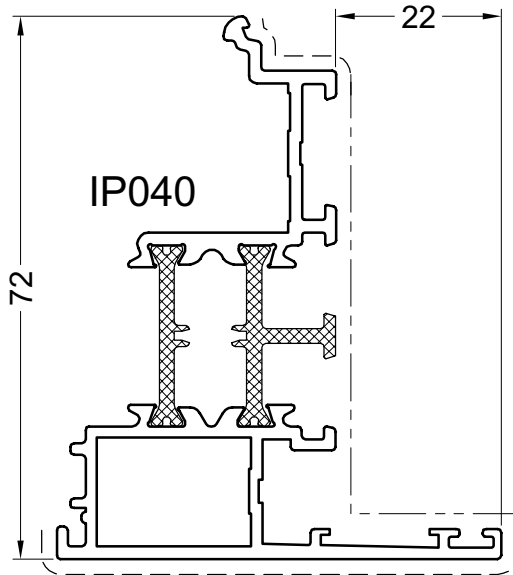
ipa31a

Primaire zichtbare zijde
Face visible primaire
Primär sichtbare Seite
Primary visible side

Secundaire zichtbare zijde
Face visible secondaire
Secondär sichtbare Seite
Secondary visible side

STOLPPROFIELEN
MAUCLAIRS
STULP PROFILE
DOUBLE CASEMENT PROFILES

PROFIELEN - PROFILS- PROFILE - PROFILES



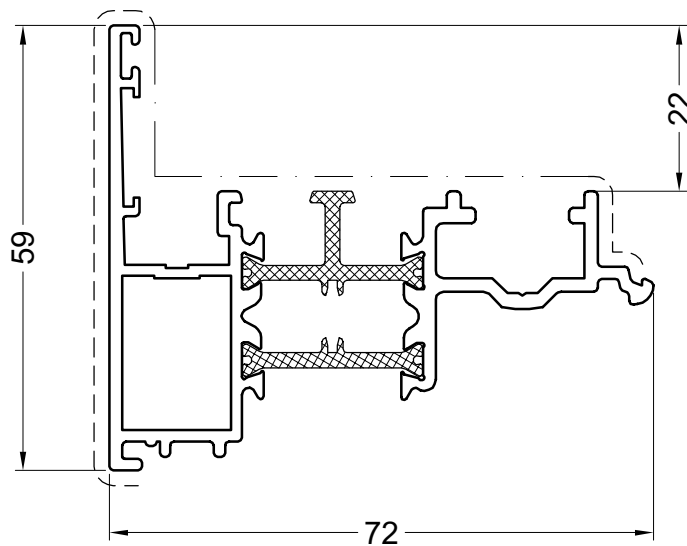
ipa22

Primaire zichtbare zijde
Face visible primaire
Primär sichtbare Seite
Primary visible side

Secundaire zichtbare zijde
Face visible secondaire
Secondär sichtbare Seite
Secondary visible side

27/8/07

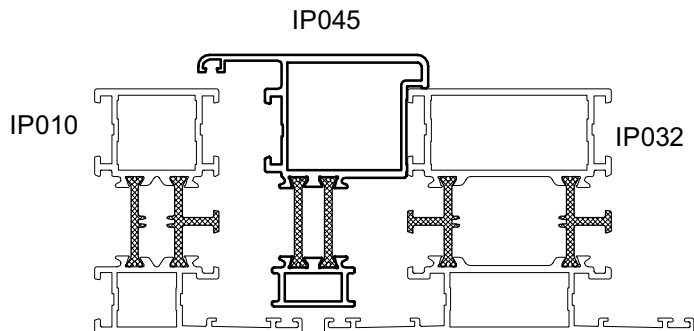
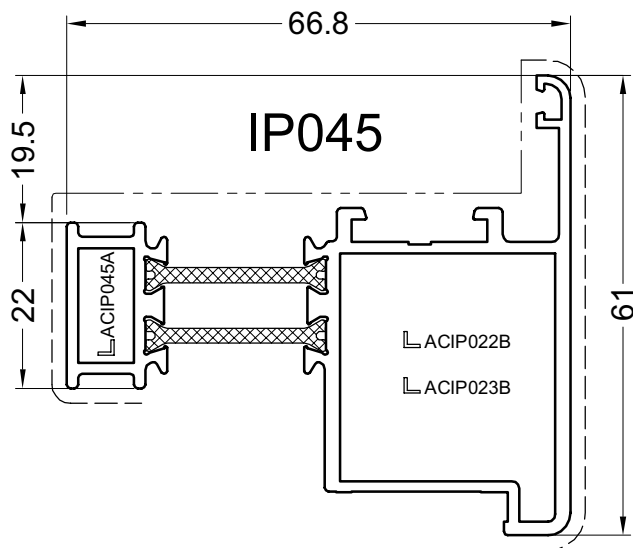
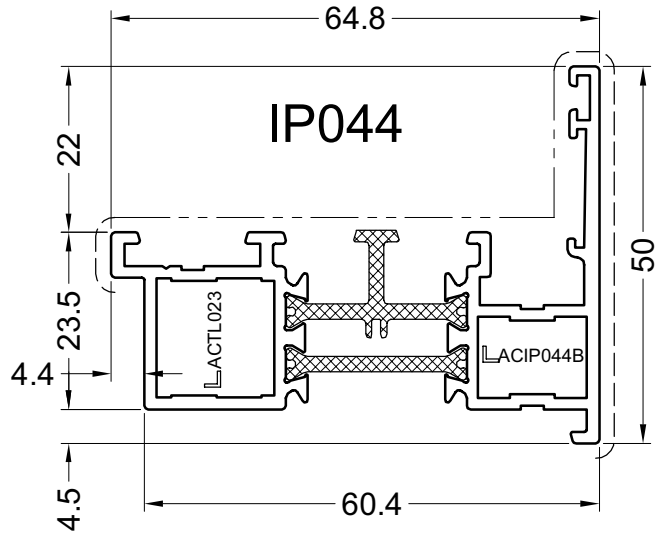
IP740



ipa40

OMKEERPROFIELEN
INVERSEURS
UMKEHRUNG PROFILE
REVERSING ROD

PROFIELEN - PROFILS- PROFILE - PROFILES



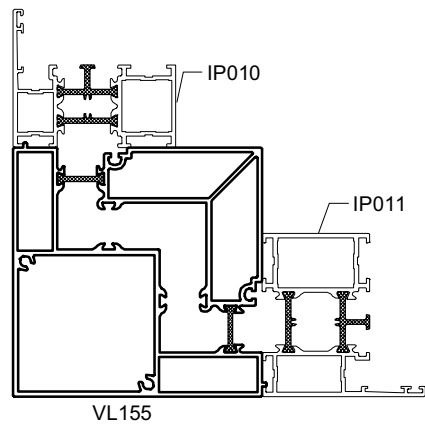
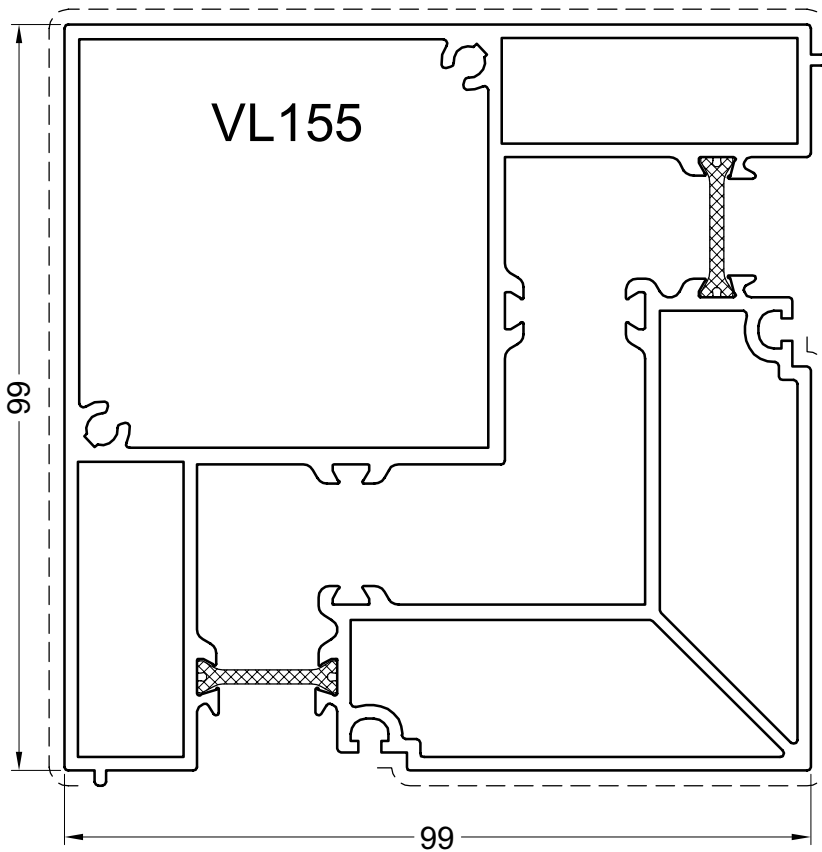
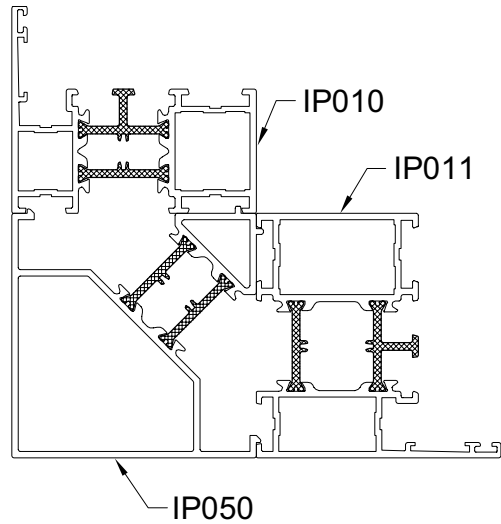
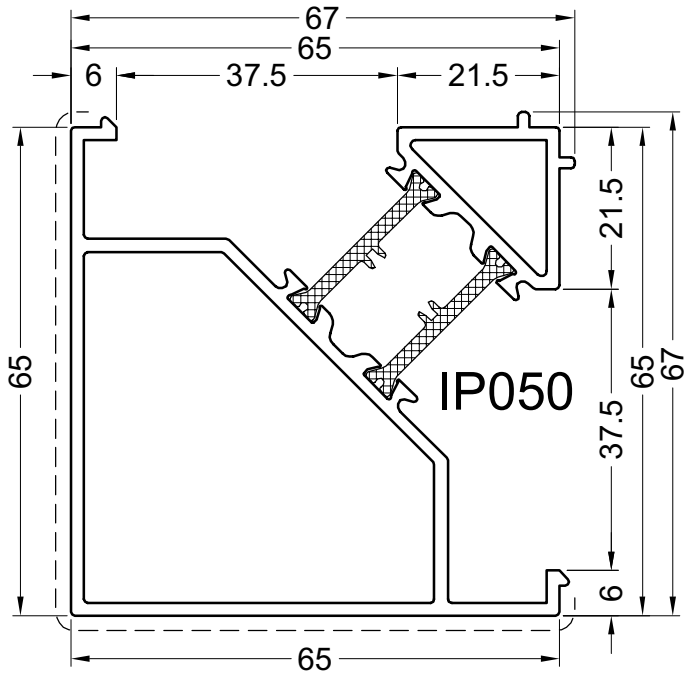
ipa45

Primaire zichtbare zijde
Face visible primaire
Primär sichtbare Seite
Primary visible side

Secundaire zichtbare zijde
Face visible secondaire
Secondär sichtbare Seite
Secondary visible side

HOEKPROFIELEN
POTEAUX D'ANGLE
ECKPROFILE
CORNER PROFILES

PROFIELEN - PROFILS - PROFILE - PROFILES



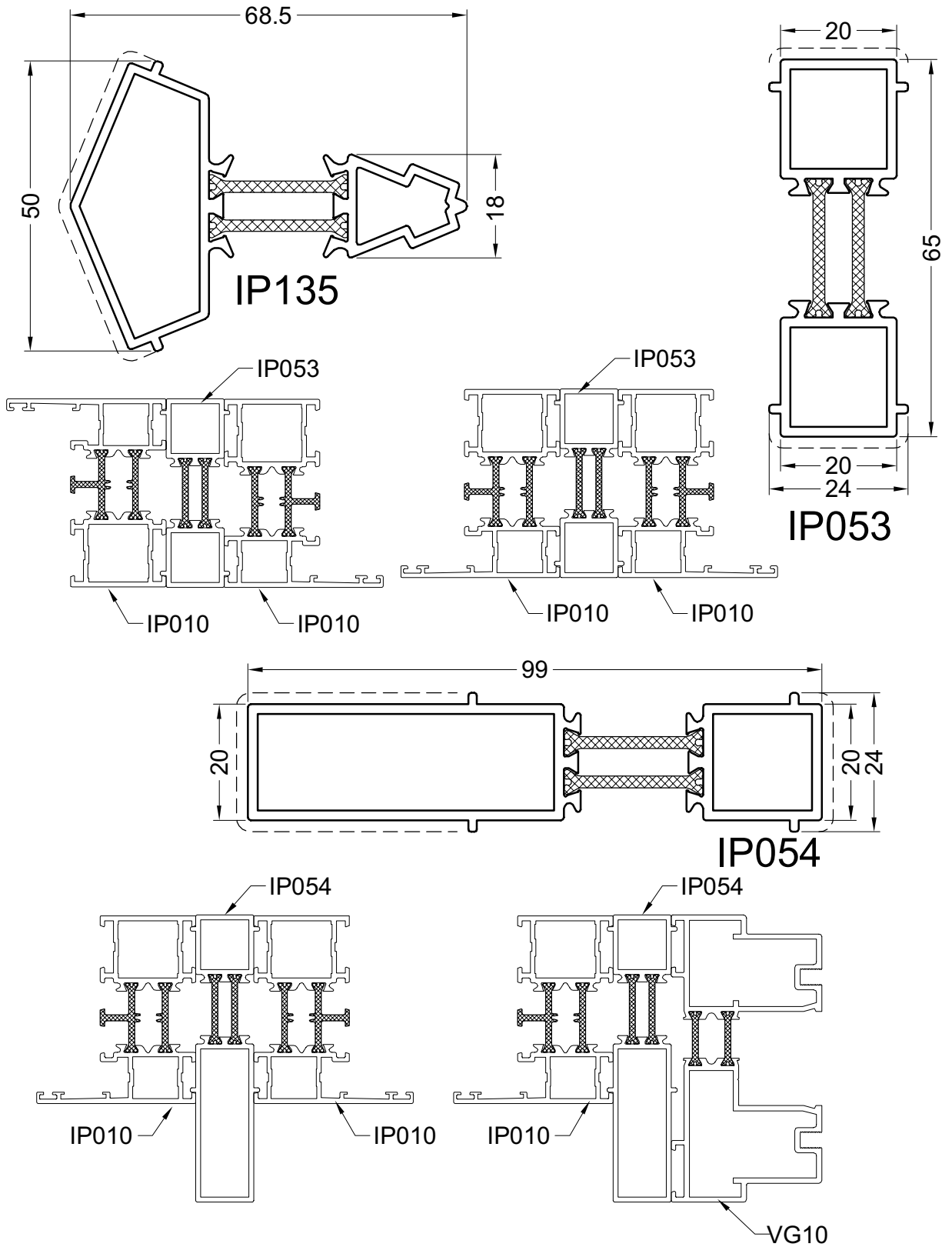
ipa10

Primaire zichtbare zijde
Face visible primaire
Primär sichtbare Seite
Primary visible side

Secundaire zichtbare zijde
Face visible secondaire
Secondär sichtbare Seite
Secondary visible side

HOEKPROFIELEN
POTEAUX D'ANGLE
ECKPROFILE
CORNER PROFILES

PROFIELEN - PROFILS- PROFILE - PROFILES



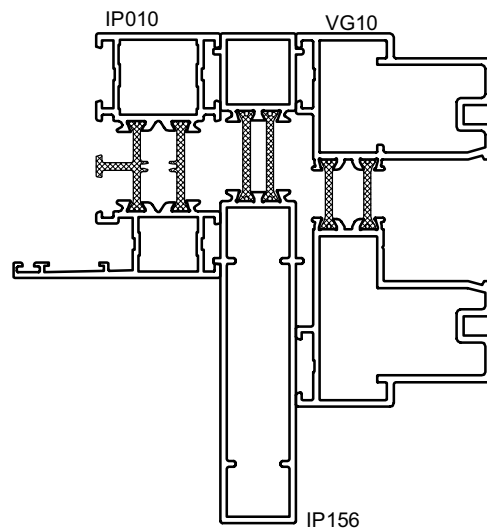
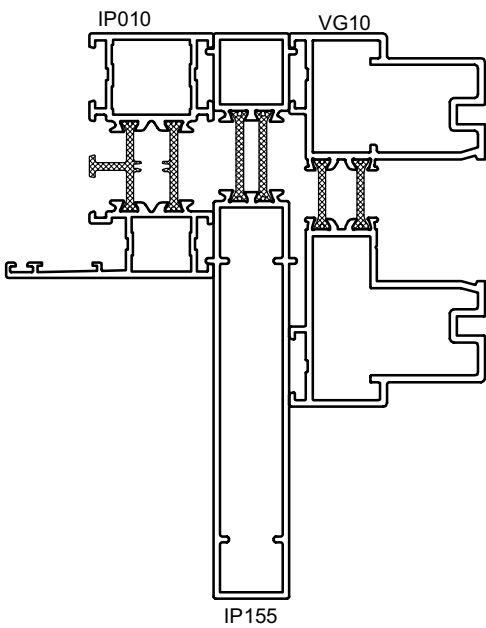
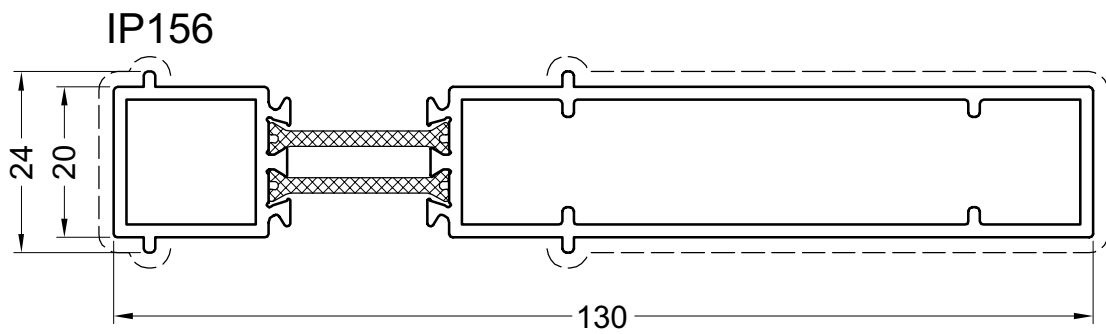
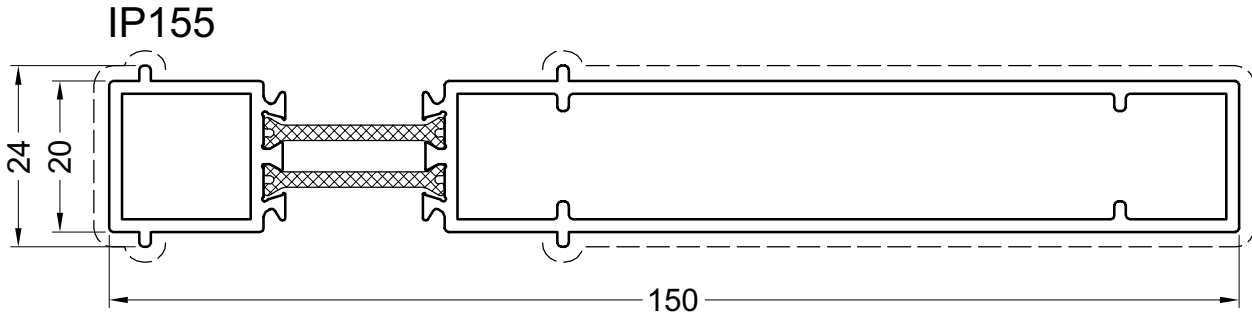
ipa11

Primaire zichtbare zijde
Face visible primaire
Primär sichtbare Seite
Primary visible side

Secundaire zichtbare zijde
Face visible secondaire
Secondär sichtbare Seite
Secondary visible side

HOEKPROFIELEN
POTEAUX D'ANGLE
ECKPROFILE
CORNER PROFILES

PROFIELEN - PROFILS- PROFILE - PROFILES



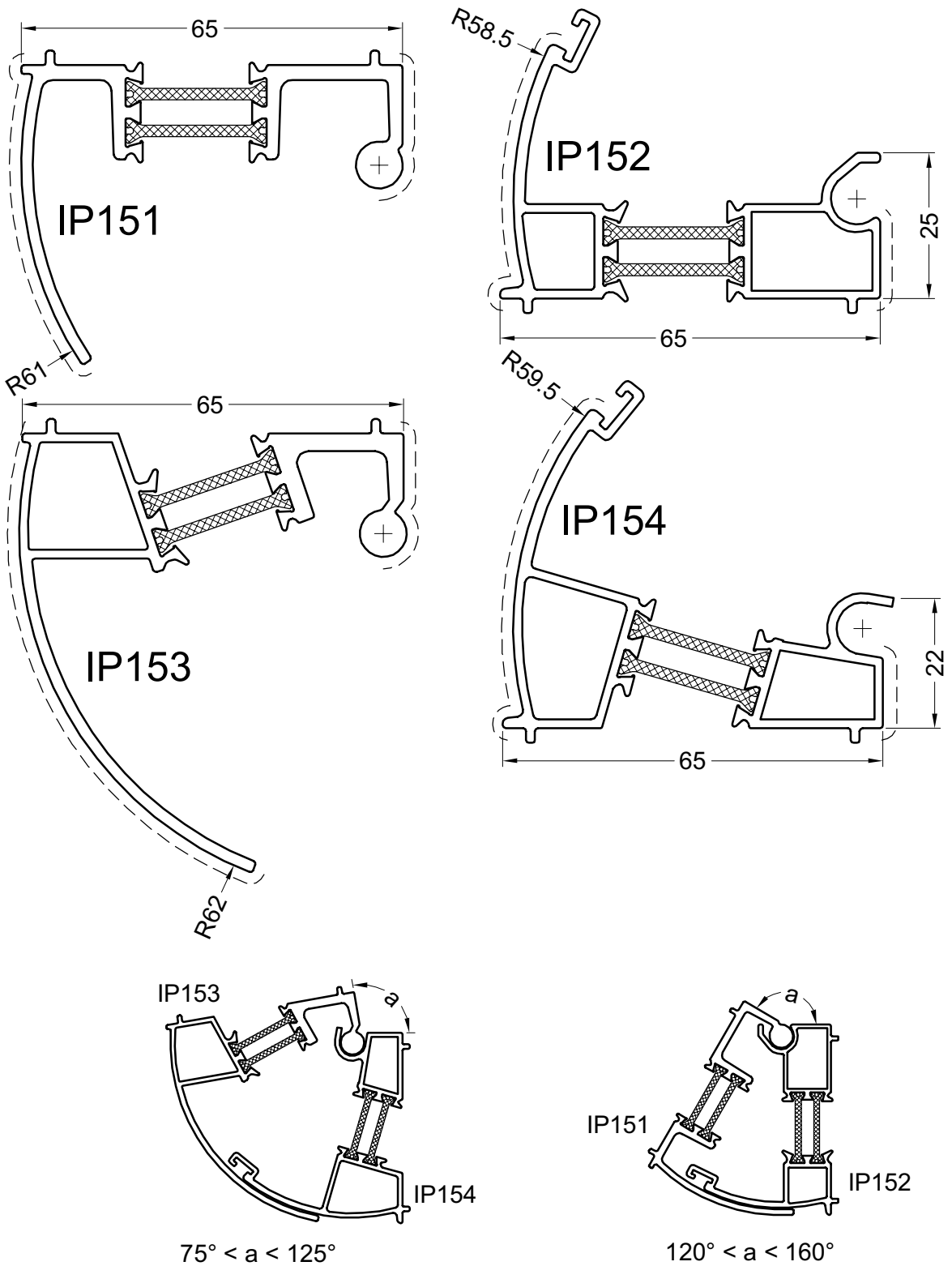
ipa43

Primaire zichtbare zijde
Face visible primaire
Primär sichtbare Seite
Primary visible side

Secundaire zichtbare zijde
Face visible secondaire
Secondär sichtbare Seite
Secondary visible side

HOEKPROFIELEN
POTEAUX D'ANGLE
ECKPROFILE
CORNER PROFILES

PROFIELEN - PROFILS- PROFILE - PROFILES



ipa24

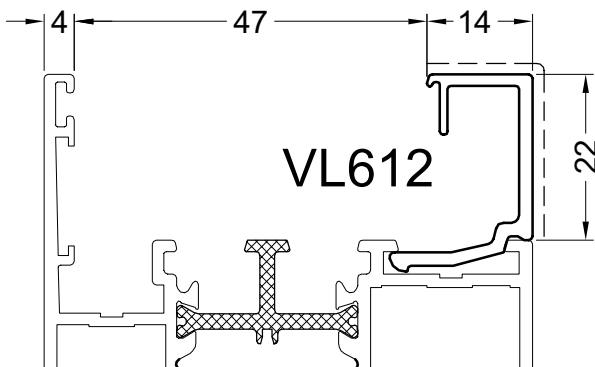
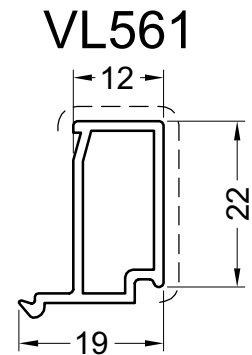
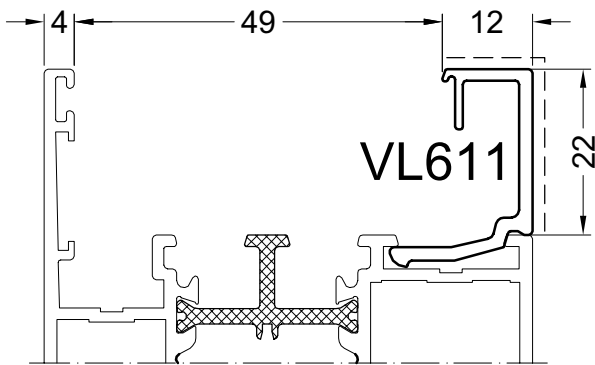
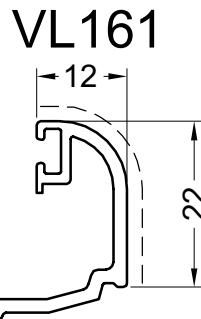
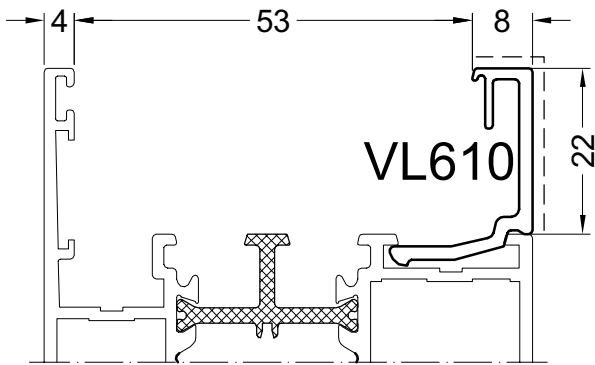
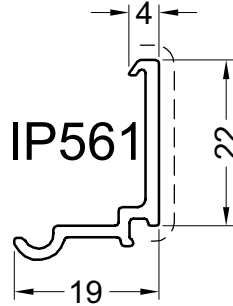
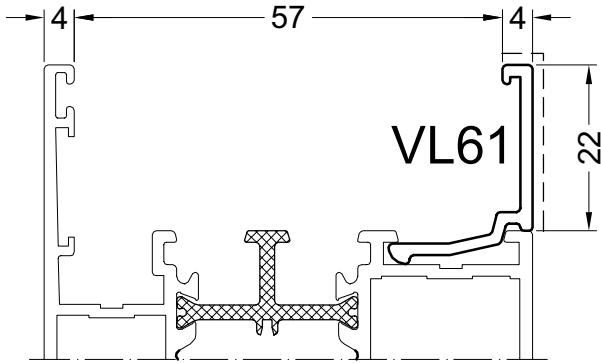
Primaire zichtbare zijde
Face visible primaire
Primär sichtbare Seite
Primary visible side

Secundaire zichtbare zijde
Face visible secondaire
Secondär sichtbare Seite
Secondary visible side

27/8/07

GLASLATTEN
LATTES A VITRAGE
GLASLEISTE
GLAZING BEADS

PROFIELEN - PROFILS- PROFILE - PROFILES



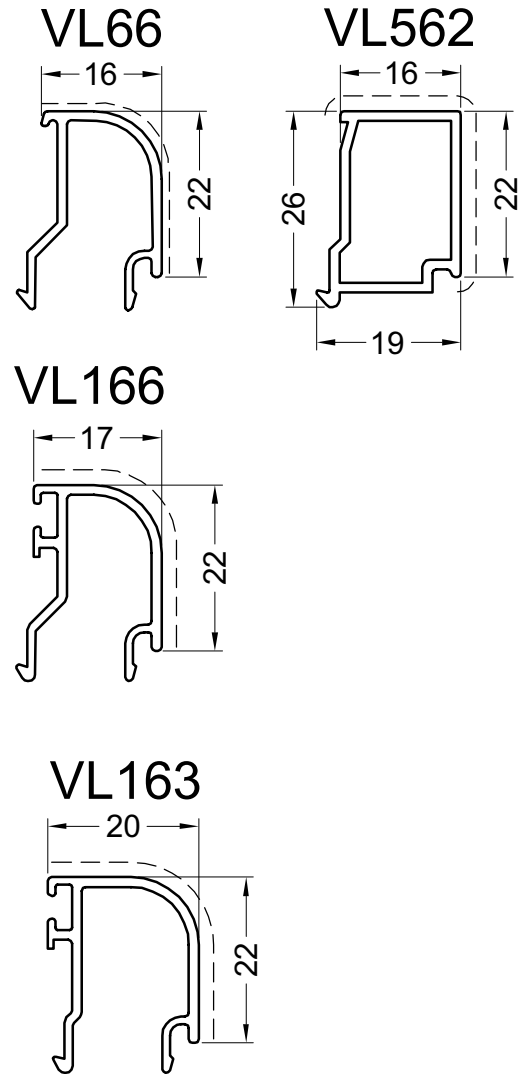
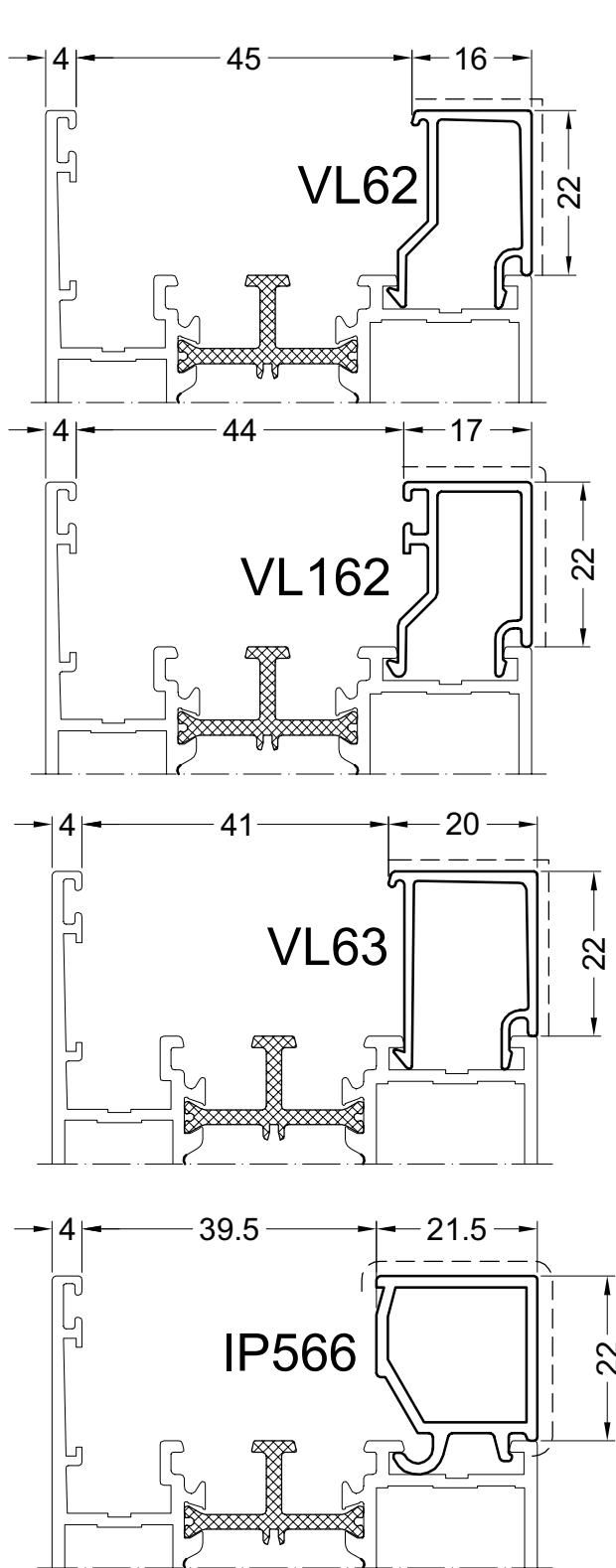
ipa17

Primaire zichtbare zijde
Face visible primaire
Primär sichtbare Seite
Primary visible side

Secundaire zichtbare zijde
Face visible secondaire
Secondär sichtbare Seite
Secondary visible side

GLASLATTEN
LATTES A VITRAGE
GLASLEISTE
GLAZING BEADS

PROFIELEN - PROFILS- PROFILE - PROFILES



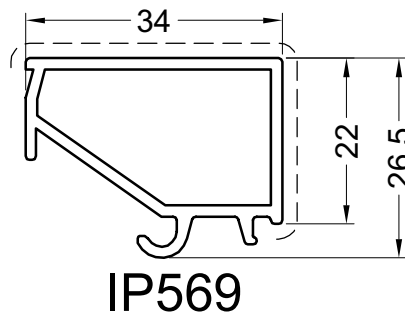
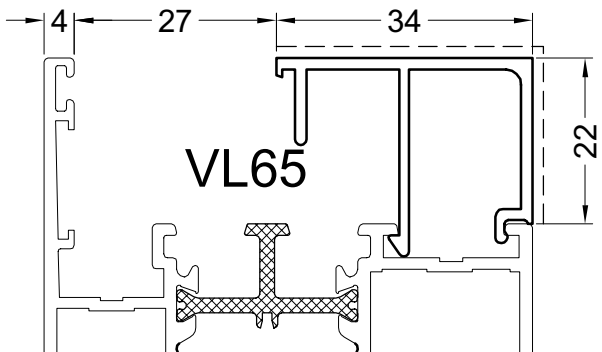
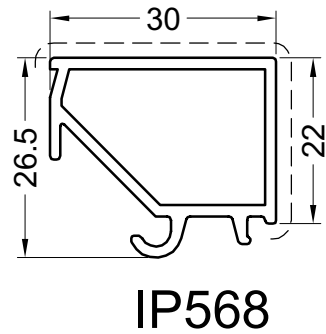
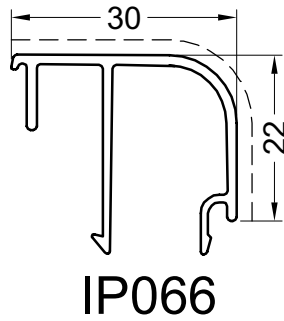
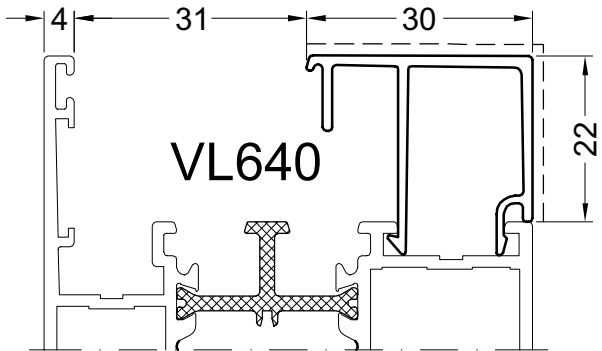
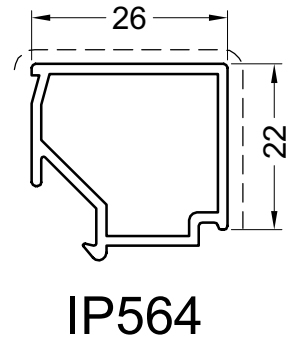
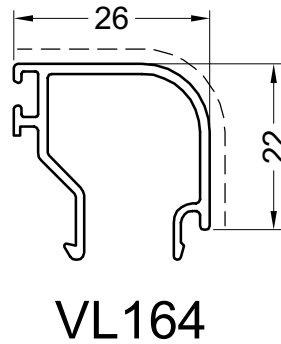
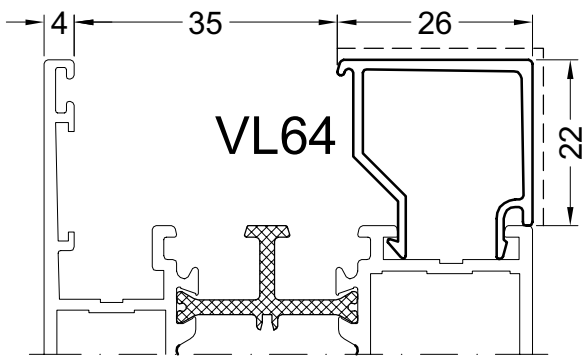
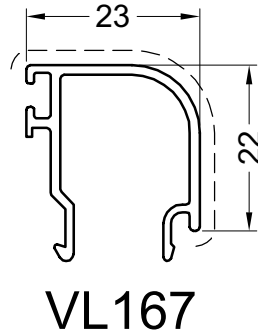
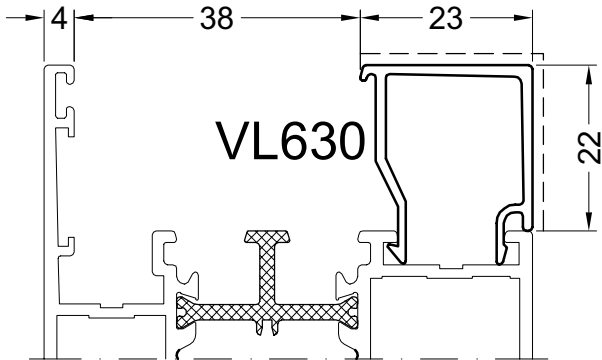
ipa18

Primaire zichtbare zijde
Face visible primaire
Primär sichtbare Seite
Primary visible side

Secundaire zichtbare zijde
Face visible secondaire
Secondär sichtbare Seite
Secondary visible side

GLASLATTEN
LATTES A VITRAGE
GLASLEISTE
GLAZING BEADS

PROFIELEN - PROFILS - PROFILE - PROFILES



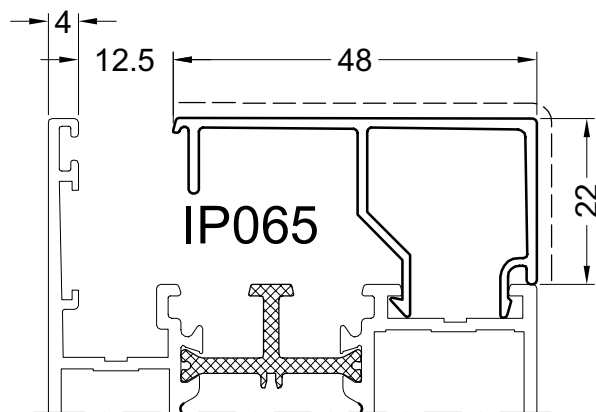
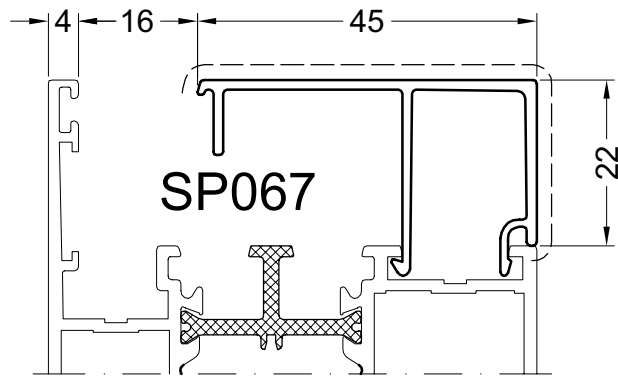
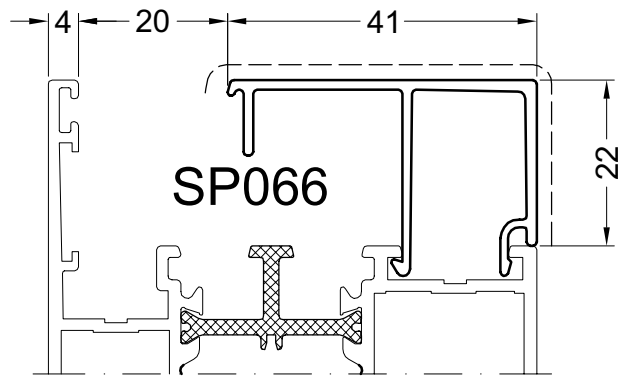
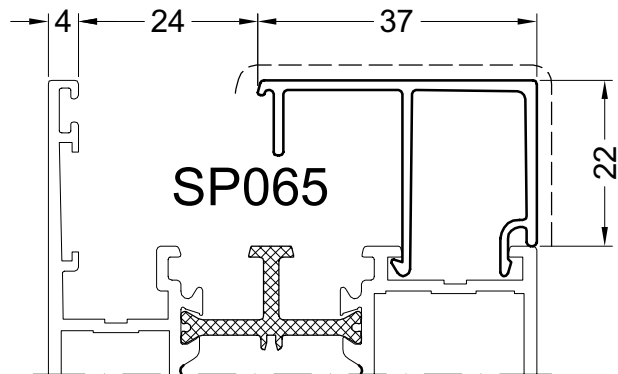
ipa25

Primaire zichtbare zijde
Face visible primaire
Primär sichtbare Seite
Primary visible side

Secundaire zichtbare zijde
Face visible secondaire
Secondär sichtbare Seite
Secondary visible side

GLASLATTEN
LATTES A VITRAGE
GLASLEISTE
GLAZING BEADS

PROFIELEN - PROFILS- PROFILE - PROFILES



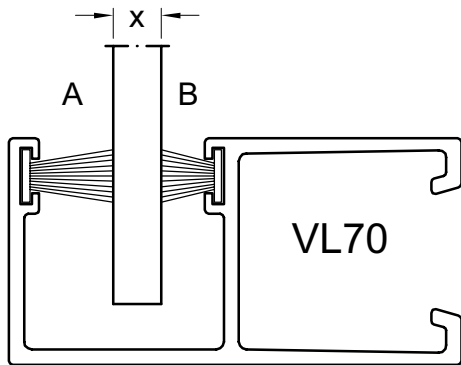
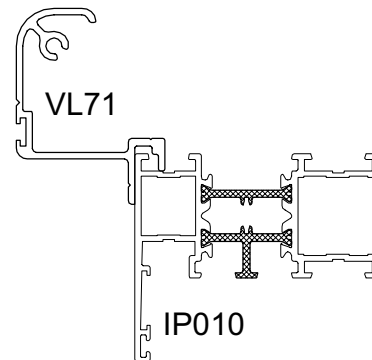
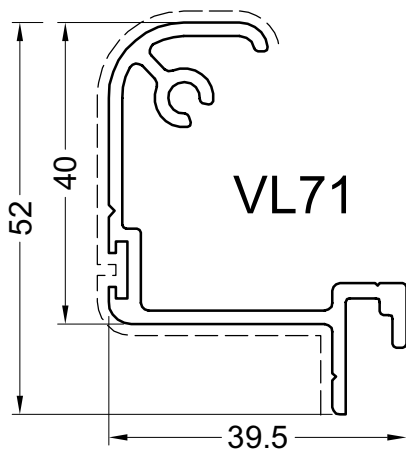
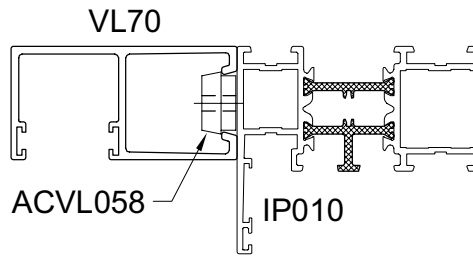
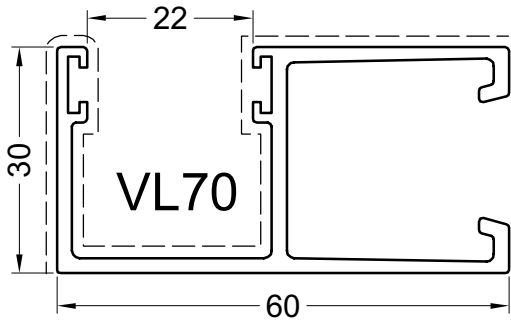
ipa25b

Primaire zichtbare zijde
Face visible primaire
Primär sichtbare Seite
Primary visible side

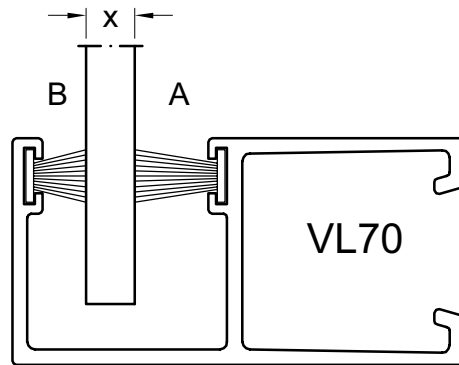
Secundaire zichtbare zijde
Face visible secondaire
Secondär sichtbare Seite
Secondary visible side

ROLLUIKPROFIELEN
PROFILS STORE
ROLLADEN PROFILE
SHUTTER PROFILES

PROFIELEN - PROFILS - PROFILE - PROFILES



OR



X	A	B
6 → 8	ACSR011	ACSR011
8 → 12	ACSR011	ACVL033
12 → 14	ACSR011	ACVG042
14 → 15	ACVL033	ACVL033
15 → 17	ACVL033	ACVG042
17 → 18	ACVG042	ACVG042

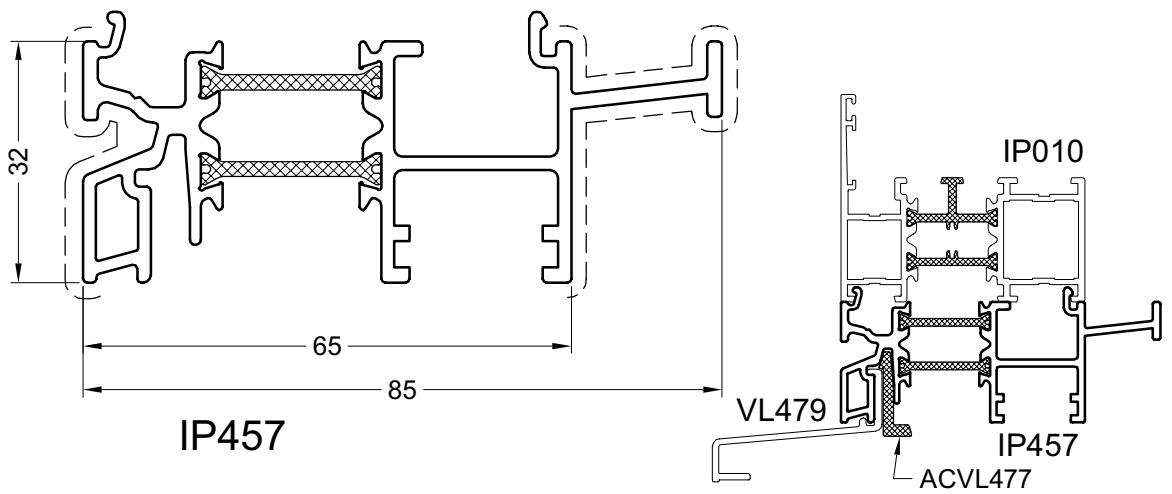
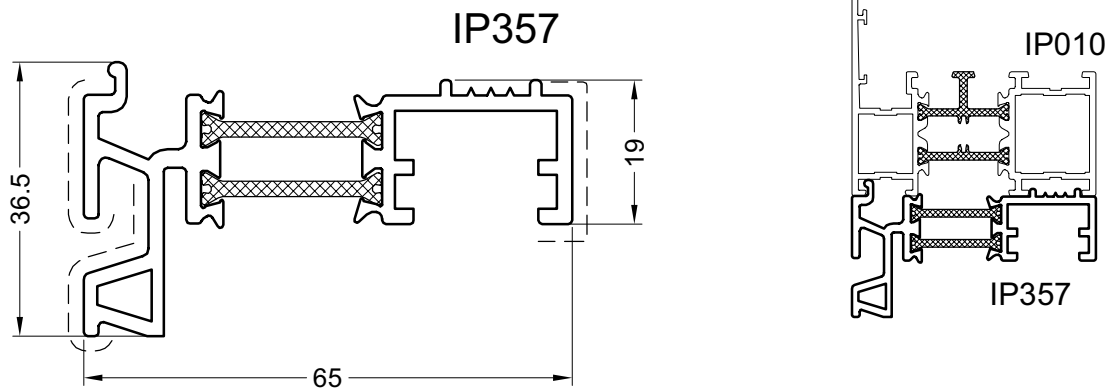
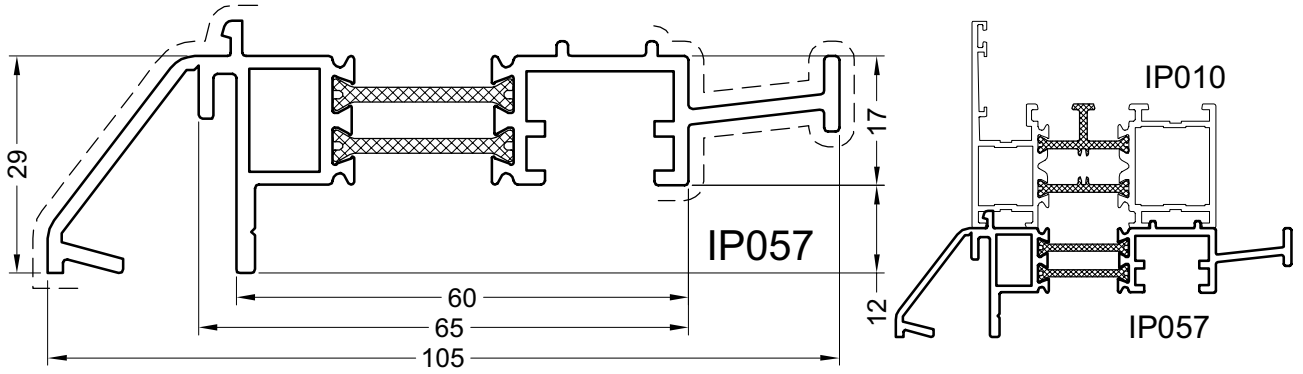
ROLTABEL

Primaire zichtbare zijde
Face visible primaire
Primär sichtbare Seite
Primary visible side

Secundaire zichtbare zijde
Face visible secondaire
Secondär sichtbare Seite
Secondary visible side

DORPELPROFIELEN
SEUILS
SOLLPROFIELE
SILL MEMBERS

PROFIELEN - PROFILS- PROFILE - PROFILES



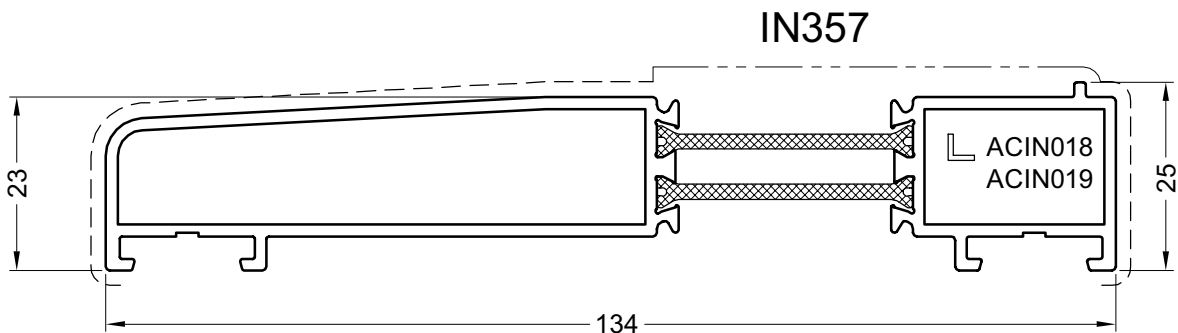
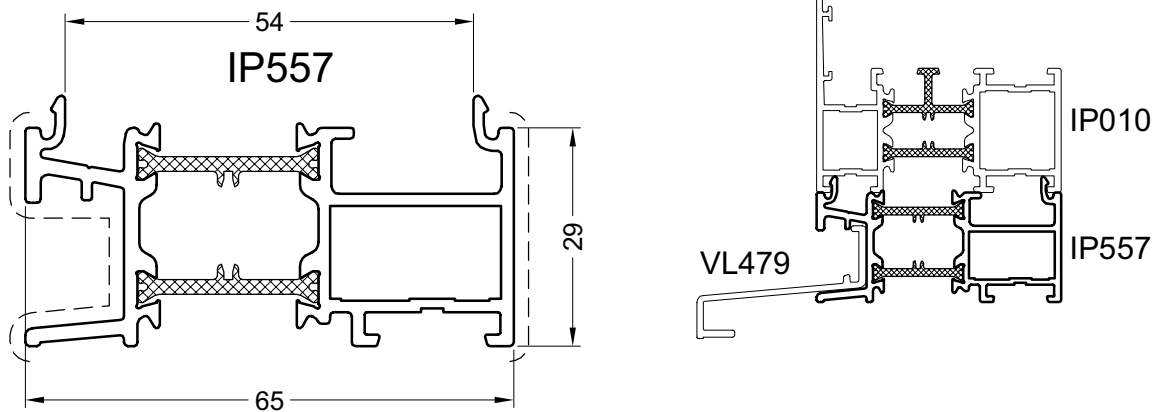
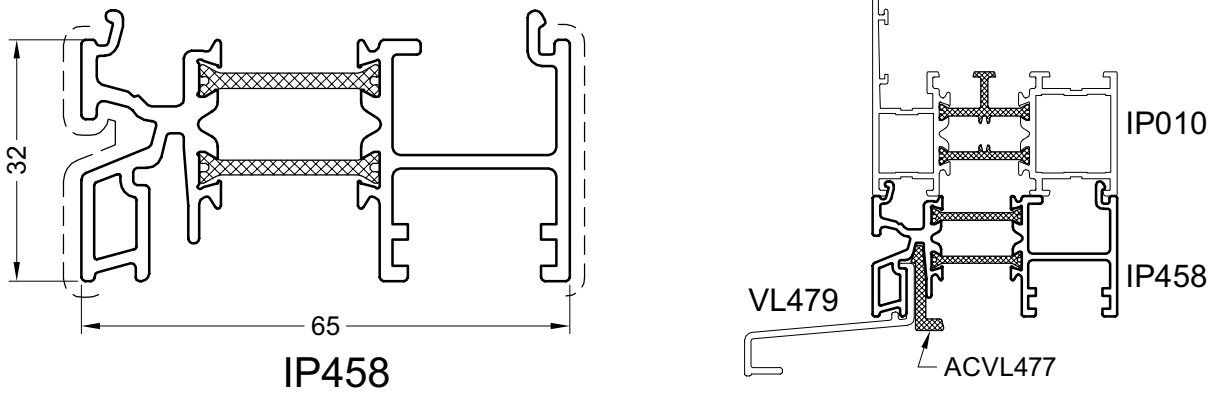
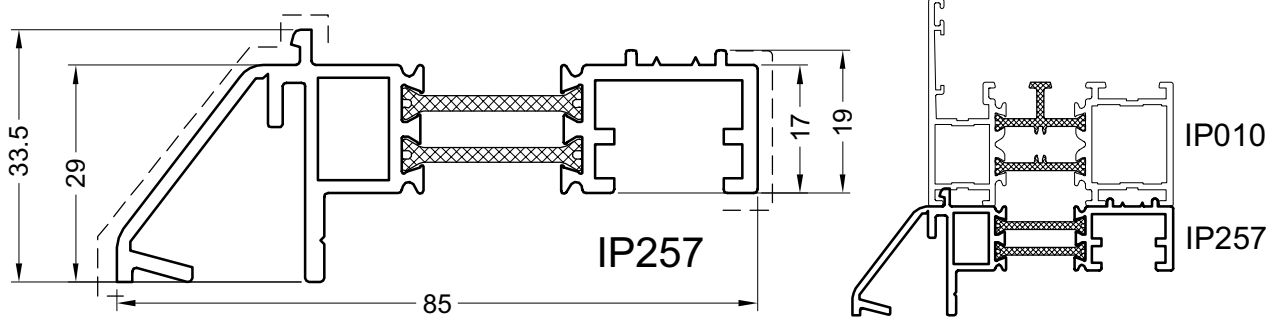
ipa13

Primaire zichtbare zijde
Face visible primaire
Primär sichtbare Seite
Primary visible side

Secundaire zichtbare zijde
Face visible secondaire
Secundär sichtbare Seite
Secondary visible side

DORPELPROFIELEN
SEUILS
SOLLPROFILE
SILL MEMBERS

PROFIELEN - PROFILS - PROFILE - PROFILES



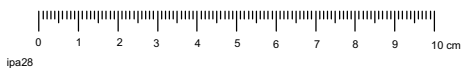
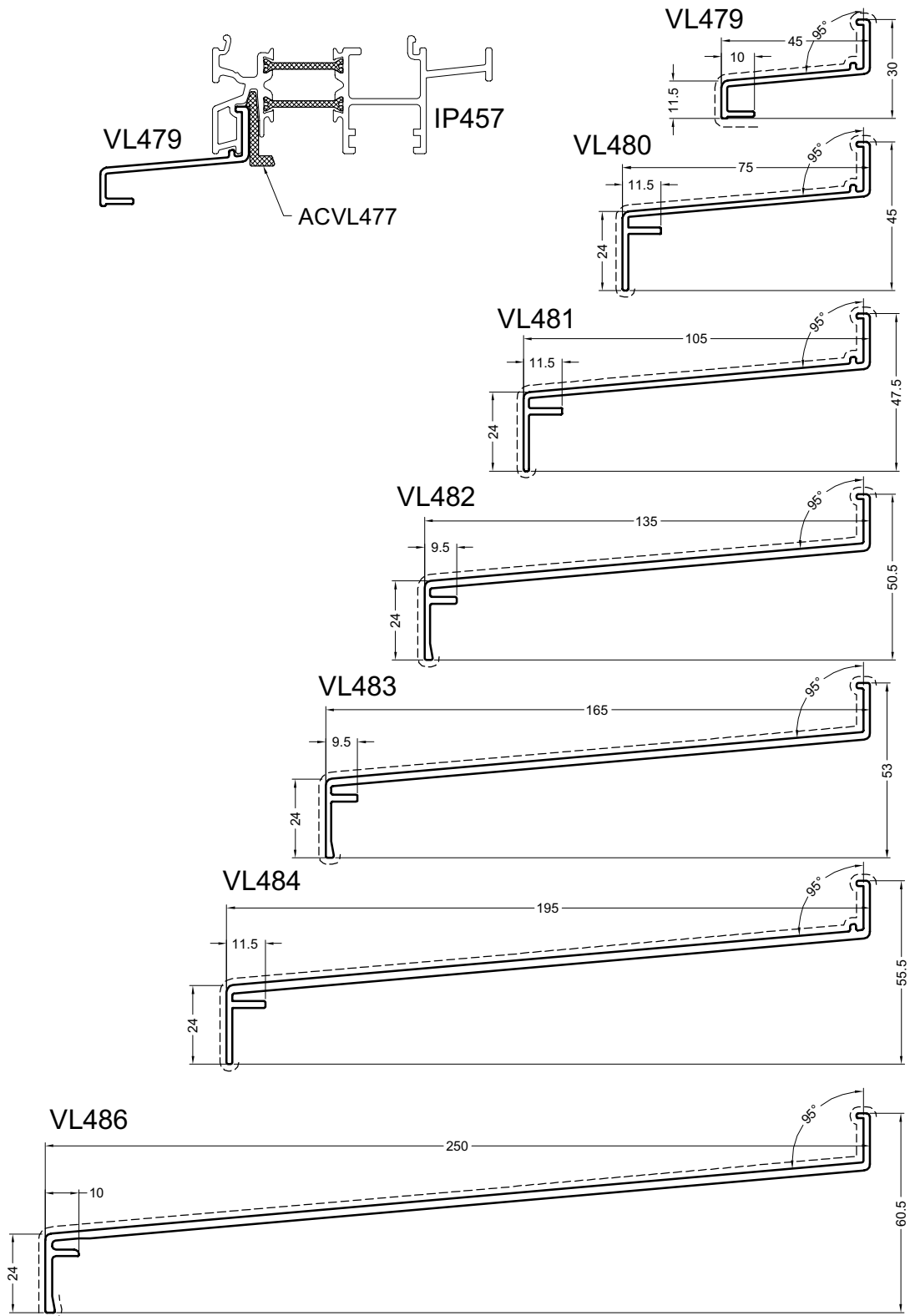
ipa13e

Primaire zichtbare zijde
Face visible primaire
Primär sichtbare Seite
Primary visible side

Secundaire zichtbare zijde
Face visible secondaire
Secondär sichtbare Seite
Secondary visible side

DORPELPROFIELEN
SEUILS
SOLLPROFIELE
SILL MEMBERS

PROFIELEN - PROFILS- PROFILE - PROFILES



ipa28

Primaire zichtbare zijde
Face visible primaire
Primär sichtbare Seite
Primary visible side

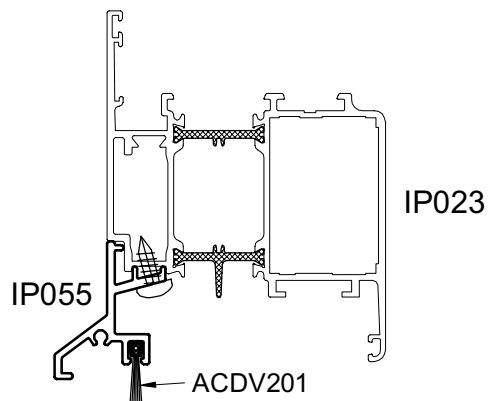
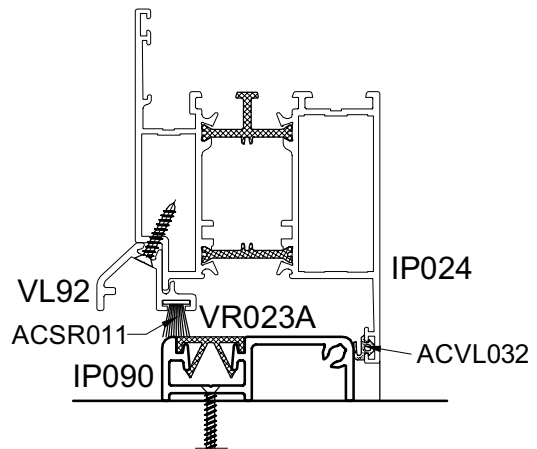
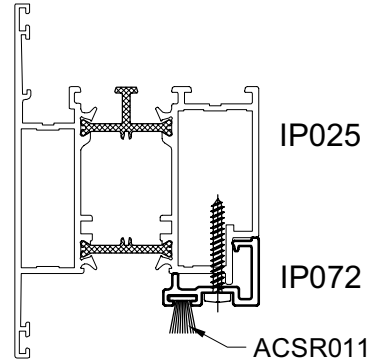
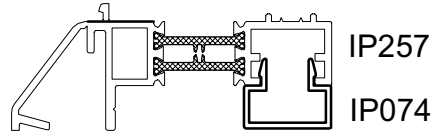
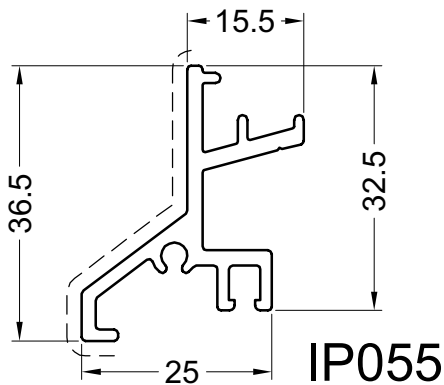
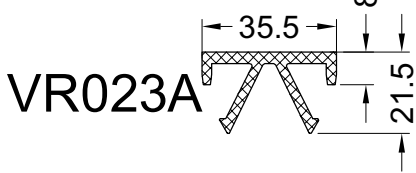
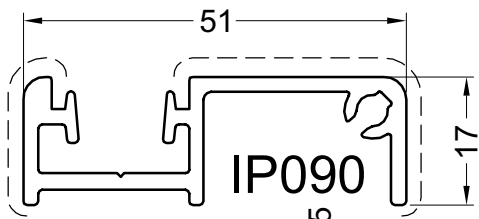
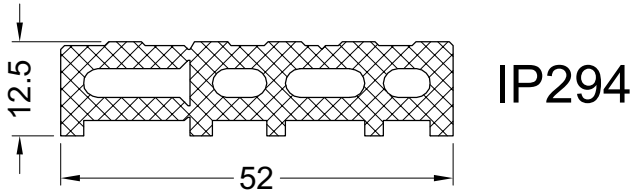
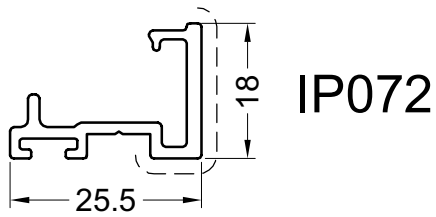
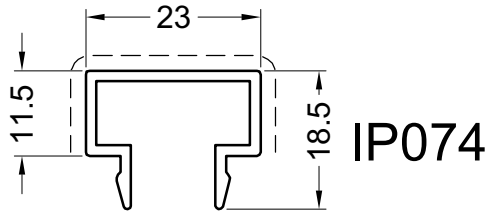
Secundaire zichtbare zijde
Face visible secondaire
Secondär sichtbare Seite
Secondary visible side

27/8/07

73

DORPELPROFIELEN
SEUILS
SOLLPROFILE
SILL MEMBERS

PROFIELEN - PROFILS - PROFILE - PROFILES



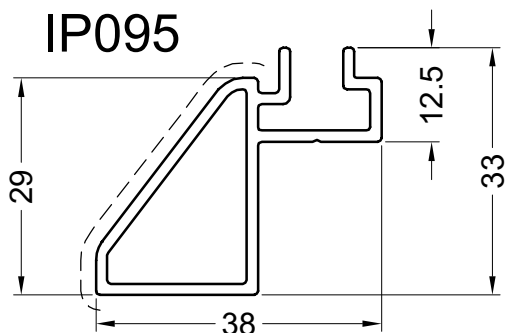
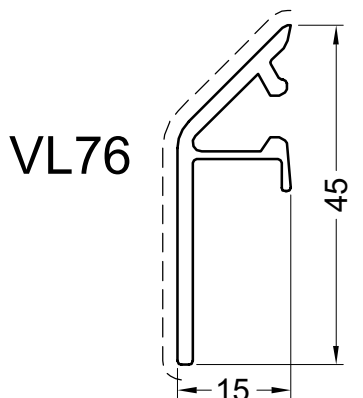
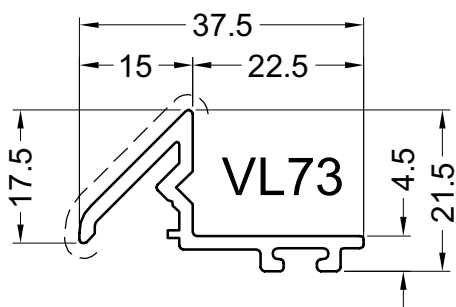
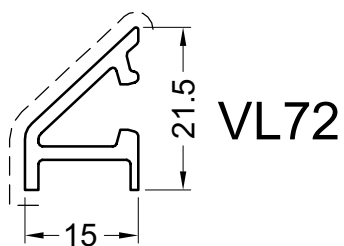
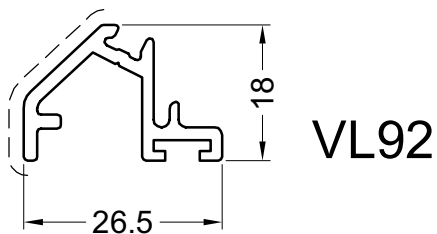
ipa29

Primaire zichtbare zijde
Face visible primaire
Primär sichtbare Seite
Primary visible side

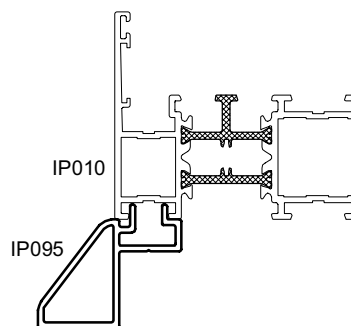
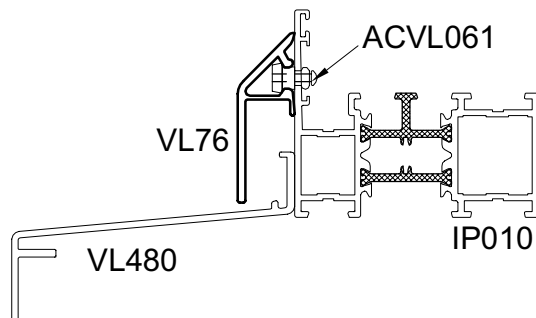
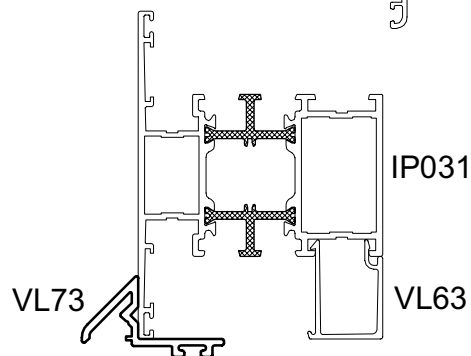
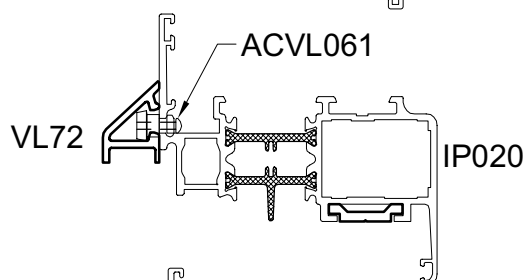
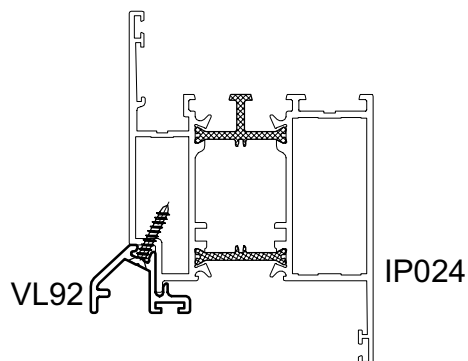
Secundaire zichtbare zijde
Face visible secondaire
Secondär sichtbare Seite
Secondary visible side

DORPELPROFIELEN
SEUILS
SOLLPROFIELE
SILL MEMBERS

PROFIELEN - PROFILS- PROFILE - PROFILES



ipa19



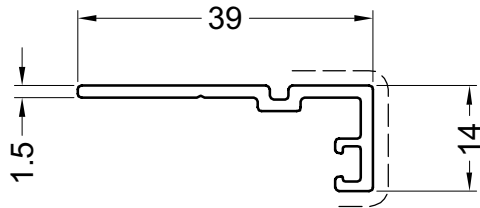
Primaire zichtbare zijde
Face visible primaire
Primär sichtbare Seite
Primary visible side

Secundaire zichtbare zijde
Face visible secondaire
Secondär sichtbare Seite
Secondary visible side

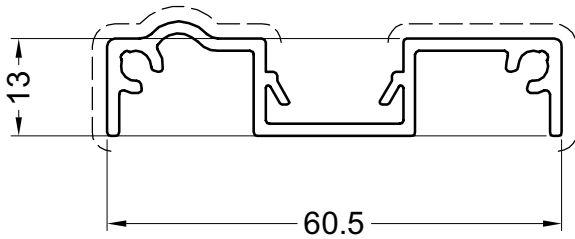
DORPELPROFIELEN
SEUILS
SOLLPROFILE
SILL MEMBERS

PROFIELEN - PROFILS- PROFILE - PROFILES

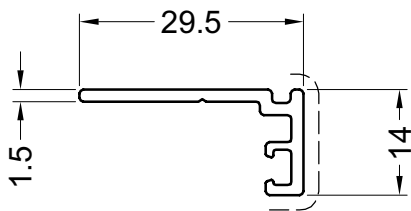
IP670



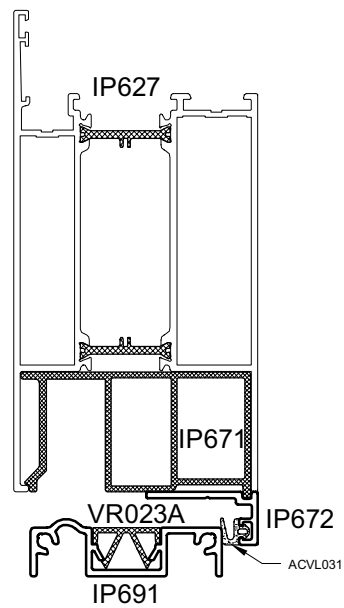
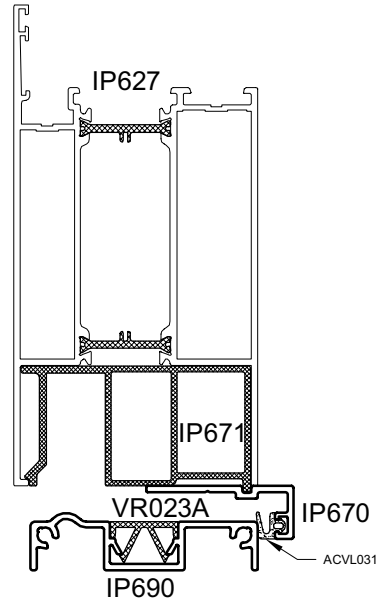
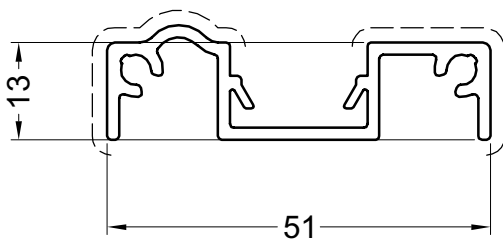
IP690



IP672



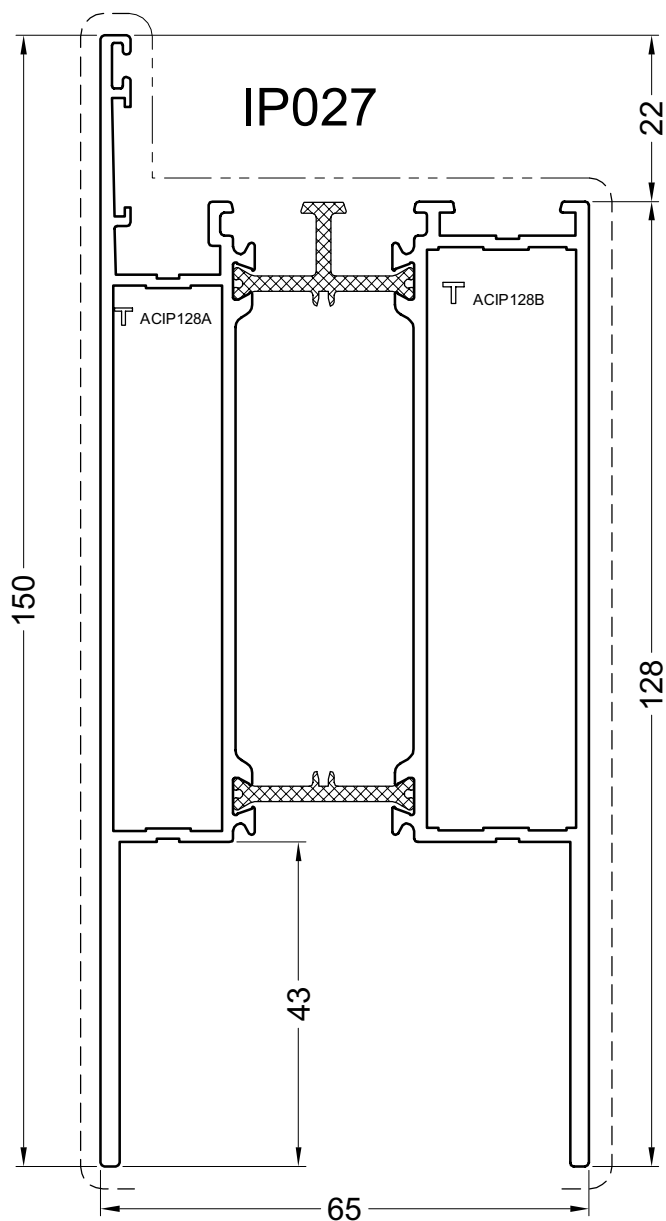
IP691



ipa37

PLINTPROFIELEN
PROFILS DE PLINTHE
SOCKELPROFILE
TRANSOM

PROFIELEN - PROFILS- PROFILE - PROFILES



ipa21

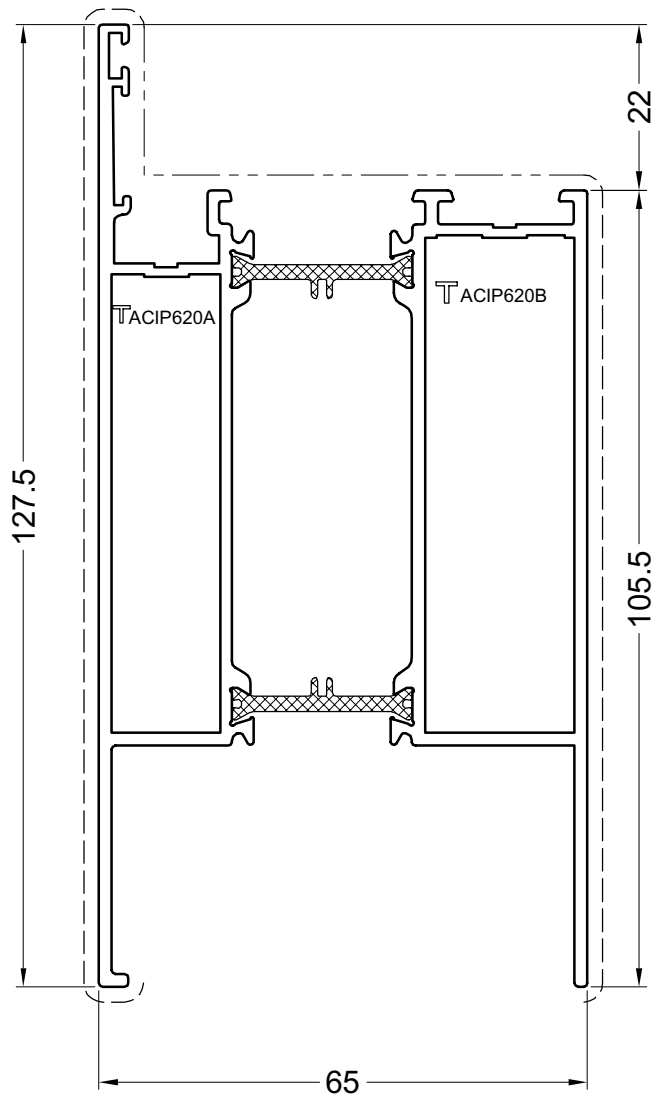
Primaire zichtbare zijde
Face visible primaire
Primär sichtbare Seite
Primary visible side

Secundaire zichtbare zijde
Face visible secondaire
Secondär sichtbare Seite
Secondary visible side

27/8/07

77

IP627

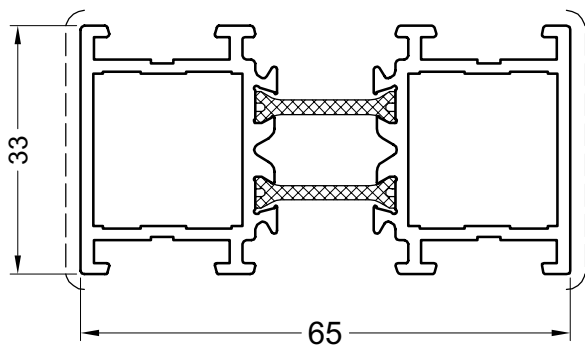


ipa35

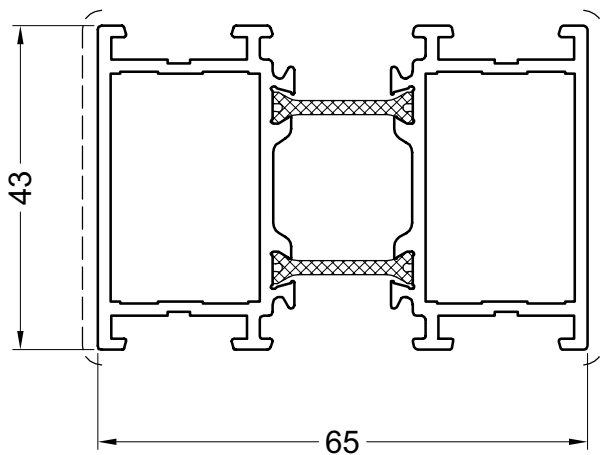
OPZETPROFIELEN
PROFILS REHAUSSEMENT
ERHOHUNG PROFILE
ELEVATION PROFILES

PROFIELEN - PROFILS- PROFILE - PROFILES

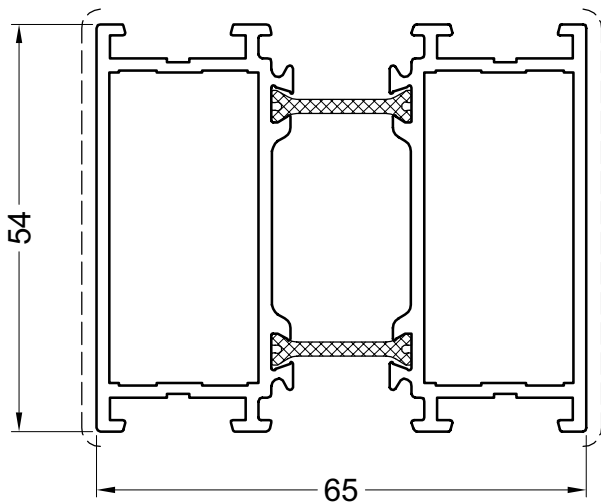
IP173



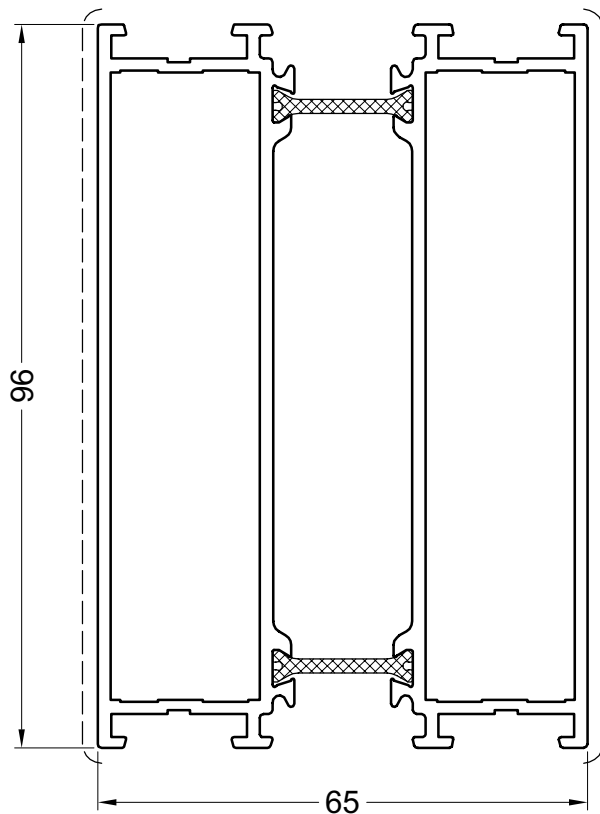
IP174



IP175



IP176




ipa38

Primaire zichtbare zijde
Face visible primaire
Primär sichtbare Seite
Primary visible side

Secundaire zichtbare zijde
Face visible secondaire
Secondär sichtbare Seite
Secondary visible side

IP177

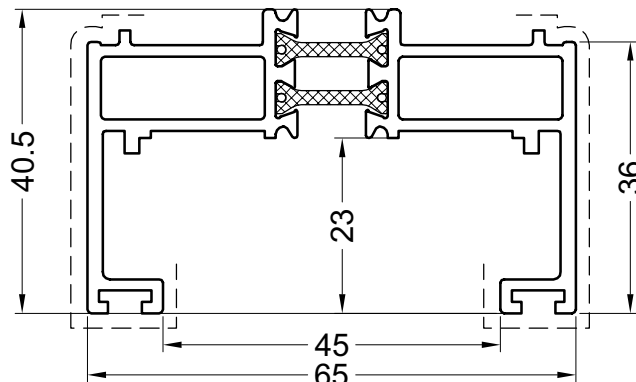


ipa44

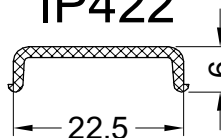
PROFIELEN DOORSLAANDE DEUR
PROFILS PORTE VA ET VIENT
PENDELTUR PROFILE
SWINGDOOR PROFILES

PROFIELEN - PROFILS- PROFILE - PROFILES

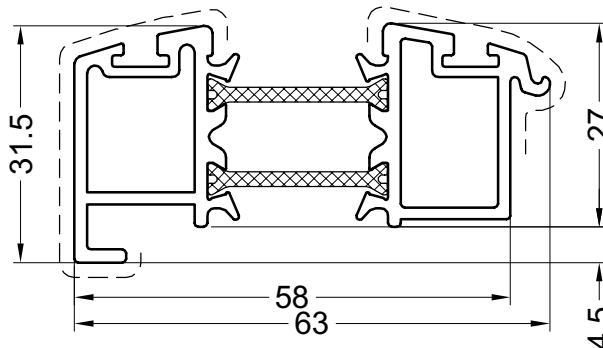
IP420



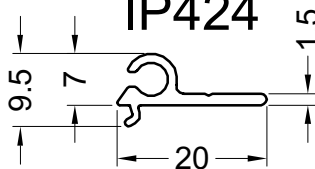
IP422



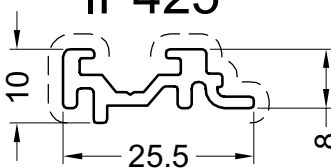
IP423



IP424



IP425



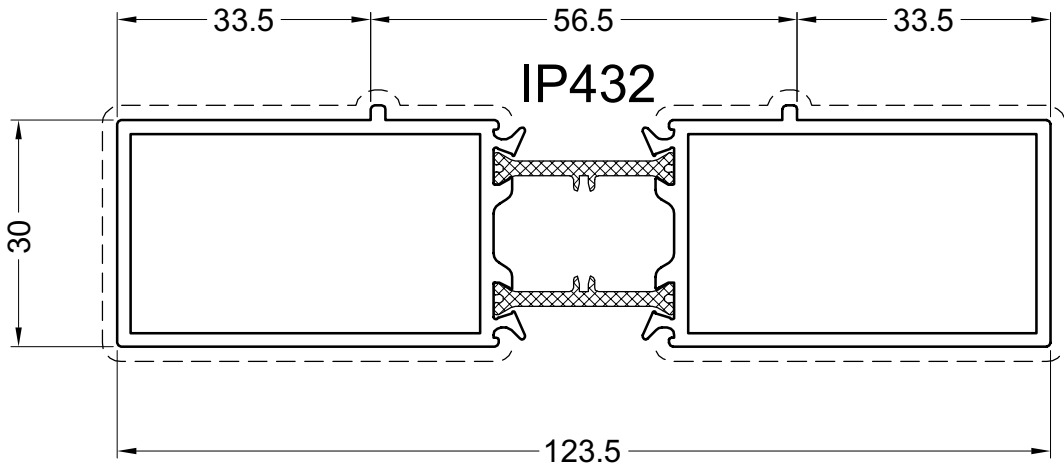
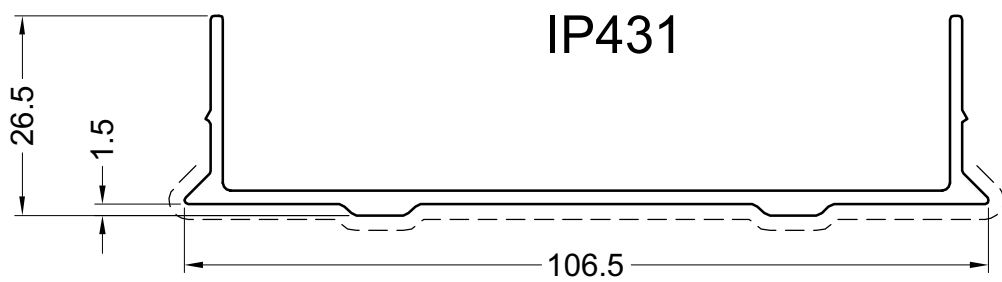
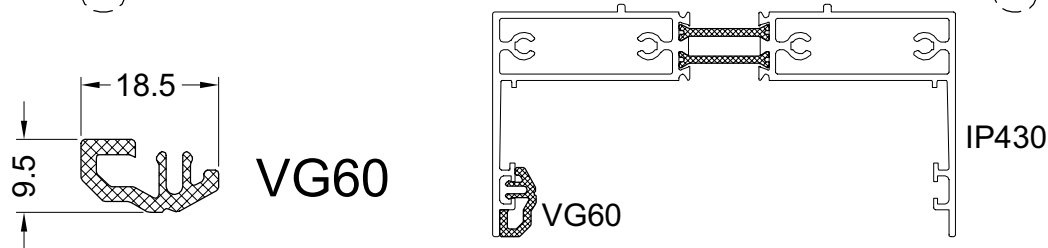
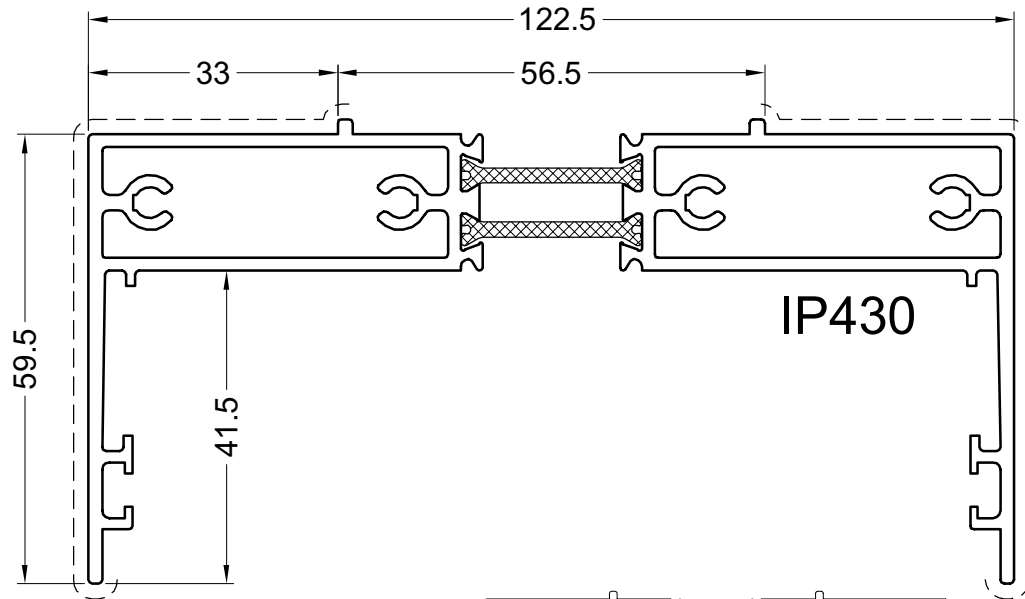
ipa13c

Primaire zichtbare zijde
Face visible primaire
Primär sichtbare Seite
Primary visible side

Secundaire zichtbare zijde
Face visible secondaire
Secondär sichtbare Seite
Secondary visible side

PROFIELEN DOORSLAANDE DEUR
PROFILS PORTE VA ET VIENT
PENDELTUR PROFILE
SWINGDOOR PROFILES

PROFIELEN - PROFILS - PROFILE - PROFILES

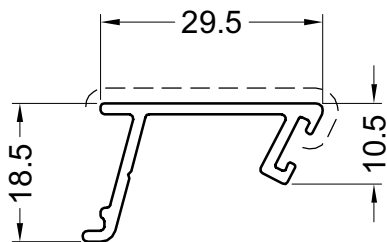


ipa13d

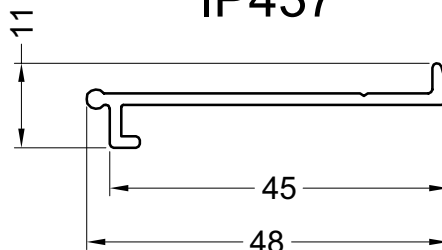
PROFIELEN DOORSLAANDE DEUR
PROFILS PORTE VA ET VIENT
PENDELTUR PROFILE
SWINGDOOR PROFILES

PROFIELEN - PROFILS- PROFILE - PROFILES

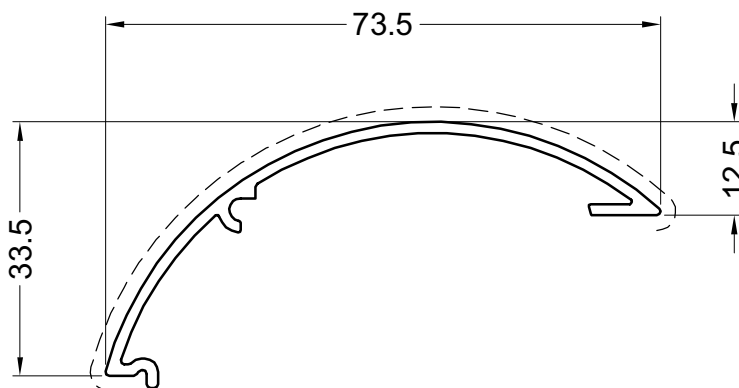
IP435



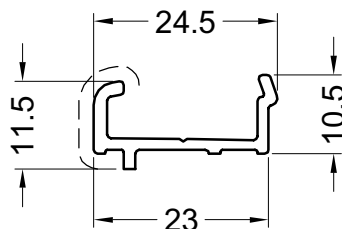
IP437



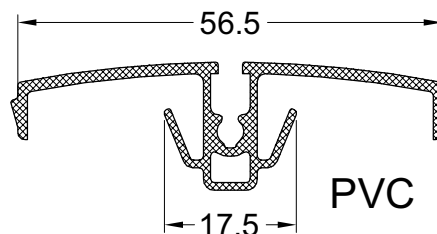
IP436



IP438



IP439



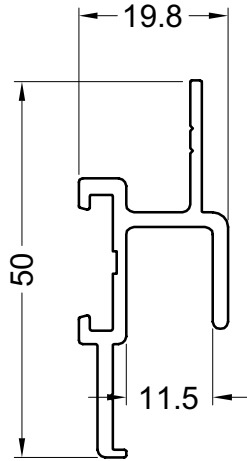
ipa41

Primaire zichtbare zijde
Face visible primaire
Primär sichtbare Seite
Primary visible side

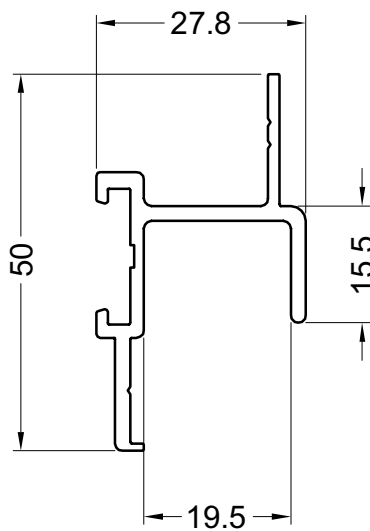
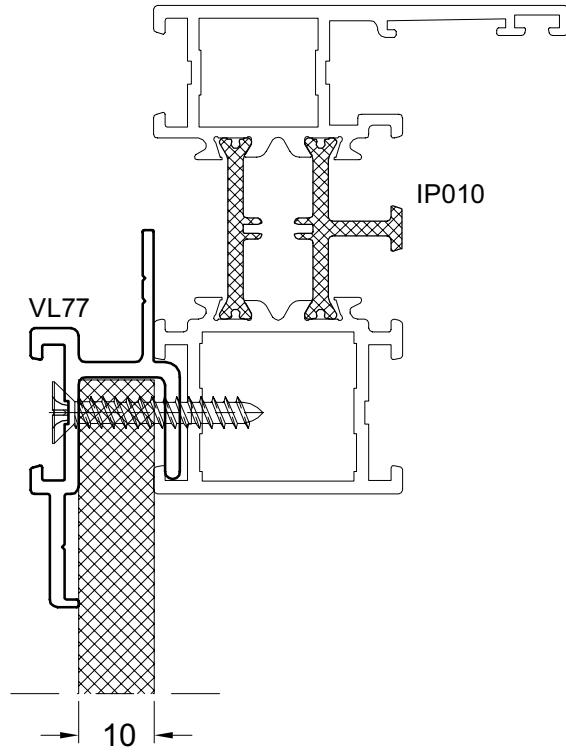
Secundaire zichtbare zijde
Face visible secondaire
Secondär sichtbare Seite
Secondary visible side

AANSLUITPROFIELEN
PROFILS POUR CHAMBRANLES
ANSCHLIESPROFILE
CASING PROFILES

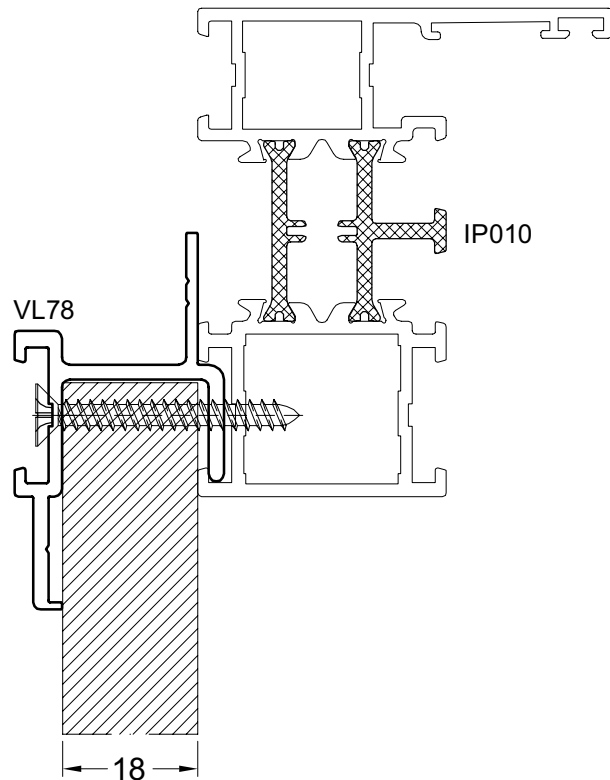
PROFIELEN - PROFILS - PROFILE - PROFILES



VL77



VL78



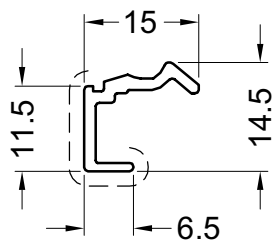
Ipa49

Primaire zichtbare zijde
Face visible primaire
Primär sichtbare Seite
Primary visible side

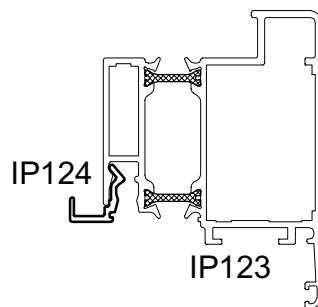
Secundaire zichtbare zijde
Face visible secondaire
Secondär sichtbare Seite
Secondary visible side

DIVERSE PROFIELEN
PROFILS DIVERS
DIVERS PROFILN
VARIED PROFILES

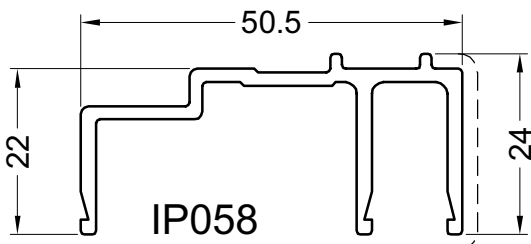
PROFIELEN - PROFILS - PROFILE - PROFILES



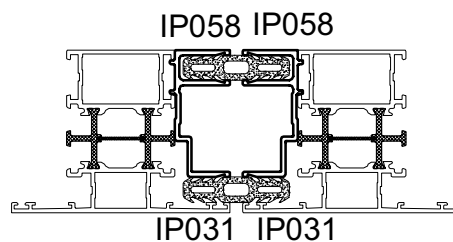
IP124



IP123

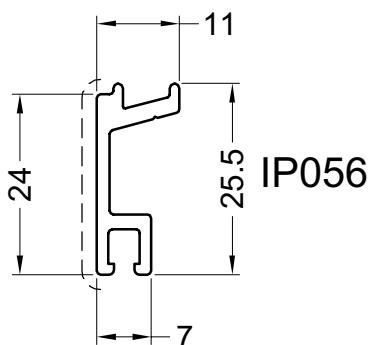


IP058

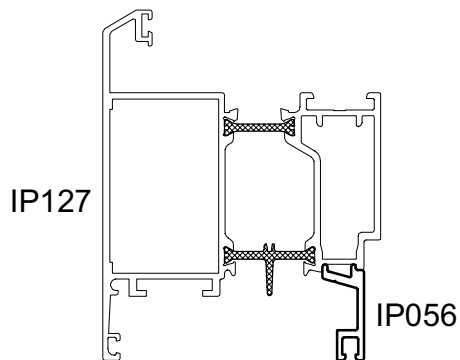


IP058 IP058

IP031 IP031

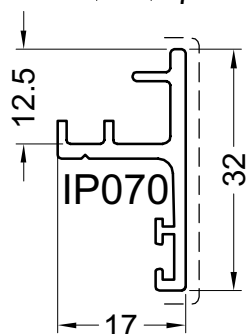


IP056

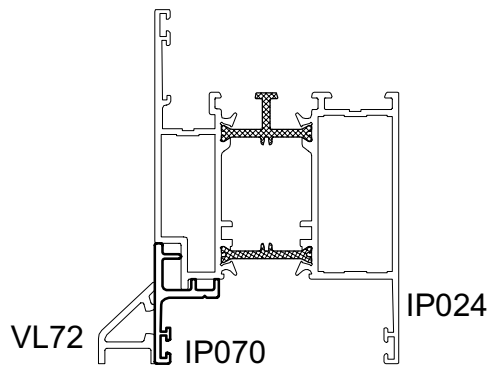


IP127

IP056



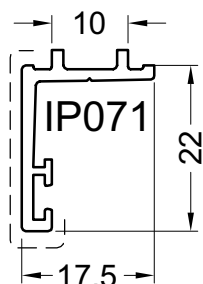
IP070



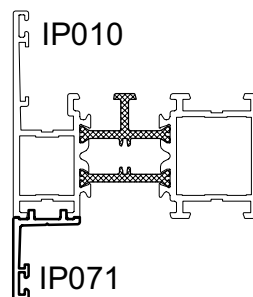
VL72

IP070

IP024



IP071



IP010

IP071

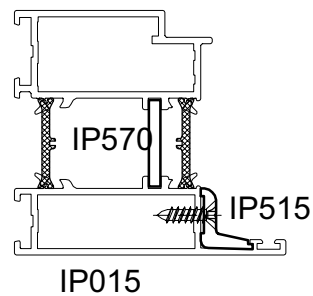
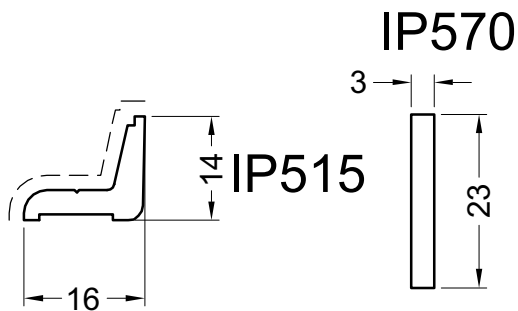
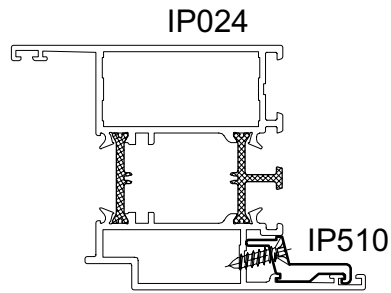
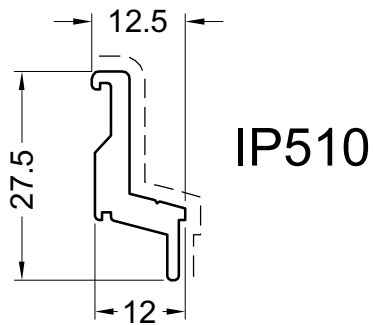
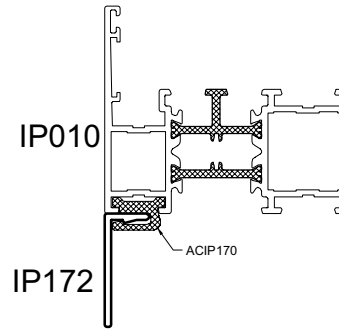
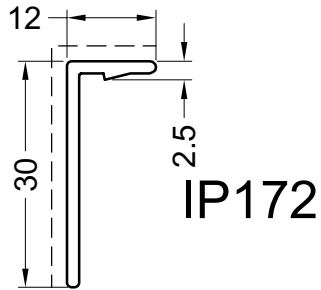
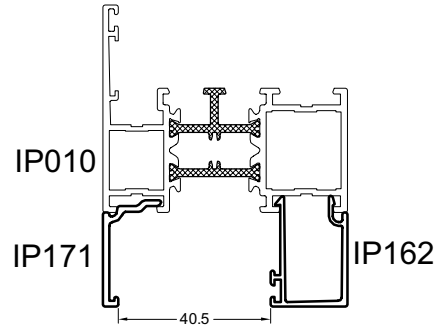
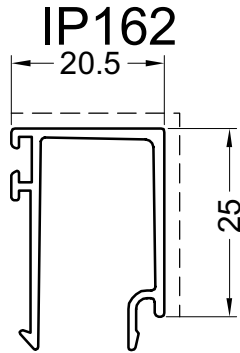
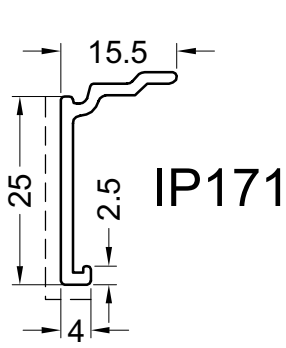
ipa12

Primaire zichtbare zijde
Face visible primaire
Primär sichtbare Seite
Primary visible side

Secundaire zichtbare zijde
Face visible secondaire
Secondär sichtbare Seite
Secondary visible side

DIVERSE PROFIELEN
PROFILS DIVERS
DIVERS PROFILN
VARIED PROFILES

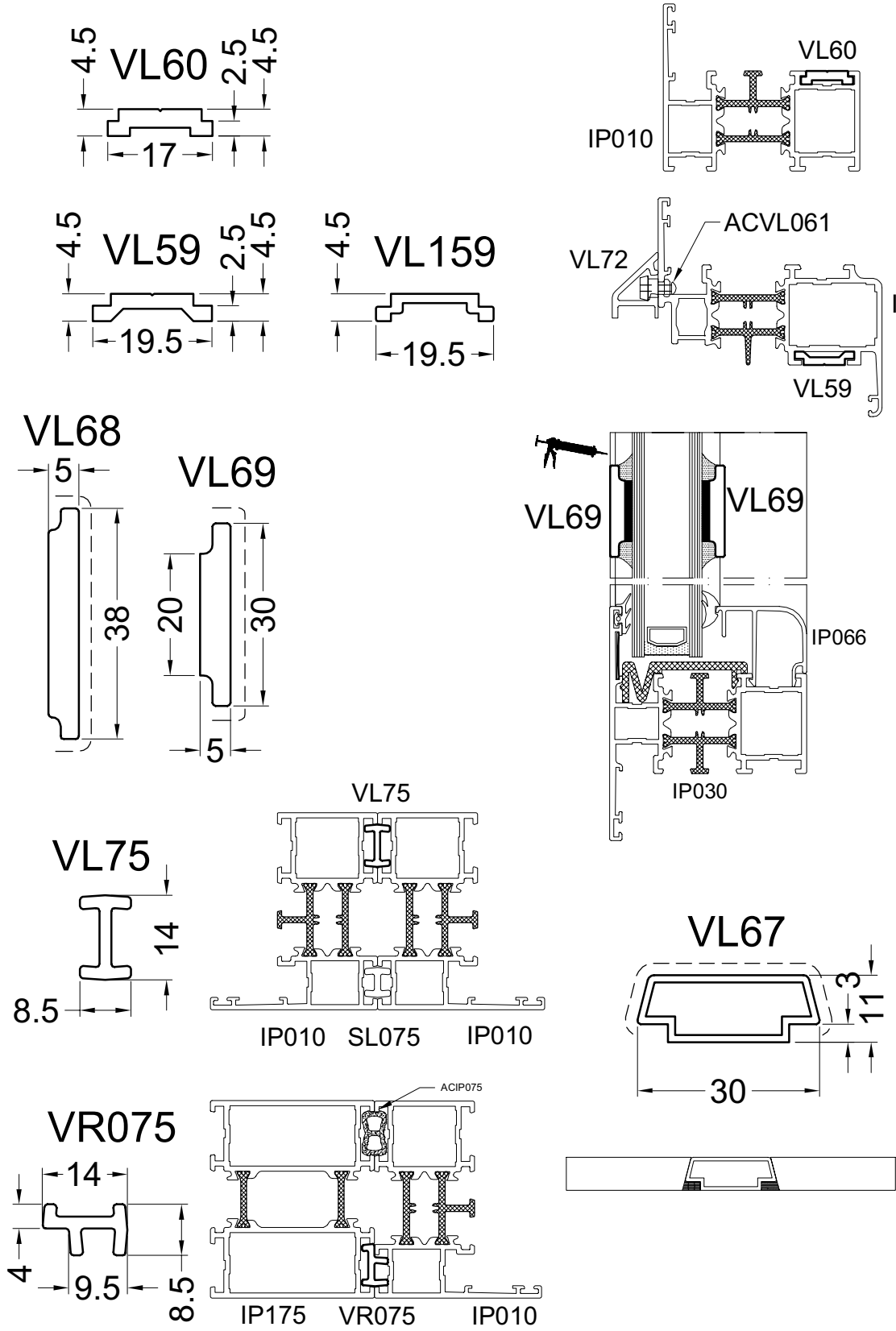
PROFIELEN - PROFILS - PROFILE - PROFILES



ipa26

DIVERSE PROFIELEN
PROFILS DIVERS
DIVERS PROFILN
VARIED PROFILES

PROFIELEN - PROFILS - PROFILE - PROFILES



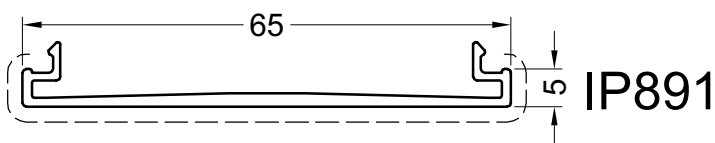
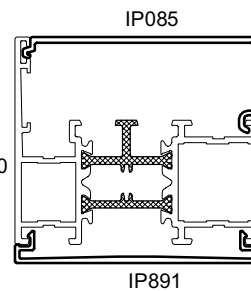
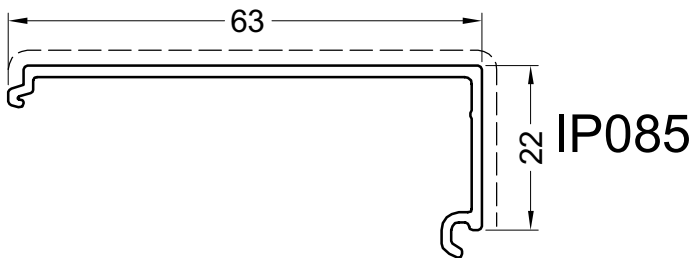
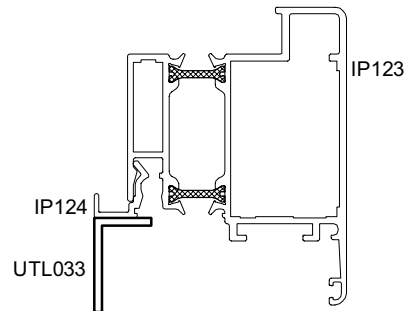
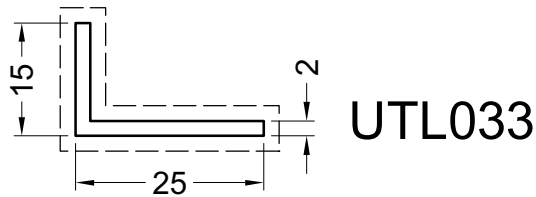
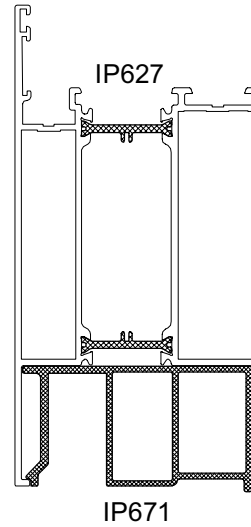
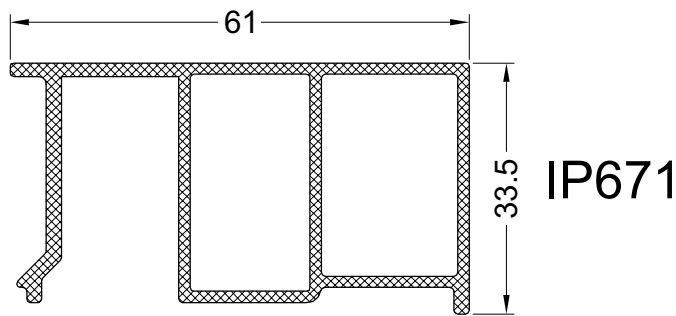
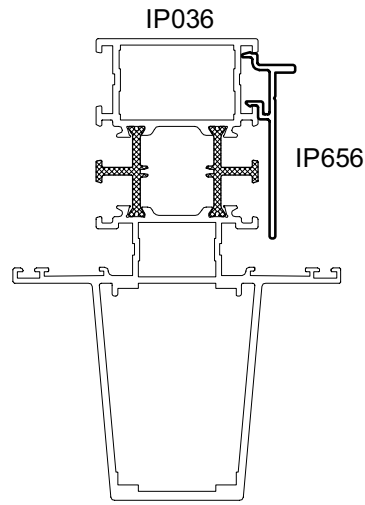
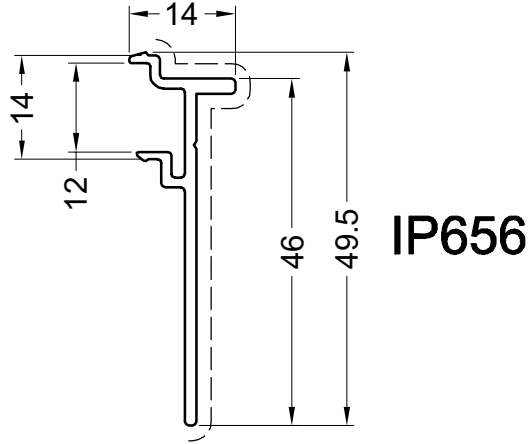
ipa20

Primaire zichtbare zijde
Face visible primaire
Primär sichtbare Seite
Primary visible side

Secundaire zichtbare zijde
Face visible secondaire
Secondär sichtbare Seite
Secondary visible side

DIVERSE PROFIELEN
PROFILS DIVERS
DIVERS PROFILN
VARIED PROFILES

PROFIELEN - PROFILS - PROFILE - PROFILES



ipa36

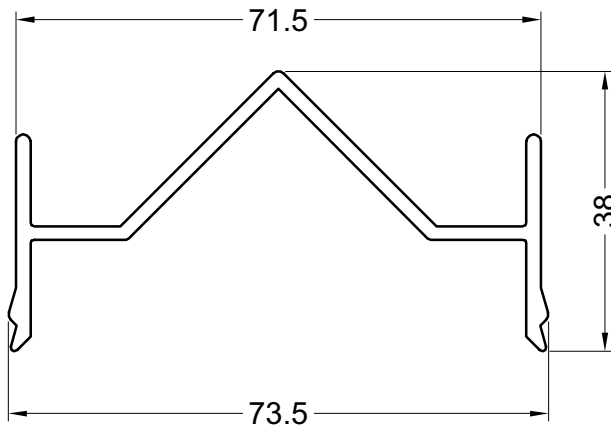
Primaire zichtbare zijde
Face visible primaire
Primär sichtbare Seite
Primary visible side

Secundaire zichtbare zijde
Face visible secondaire
Secondär sichtbare Seite
Secondary visible side

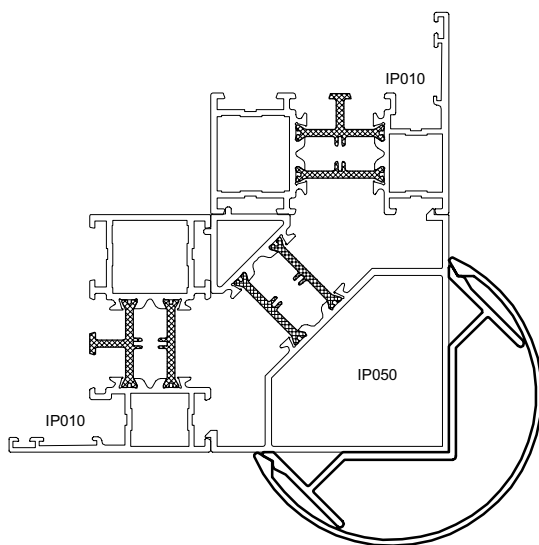
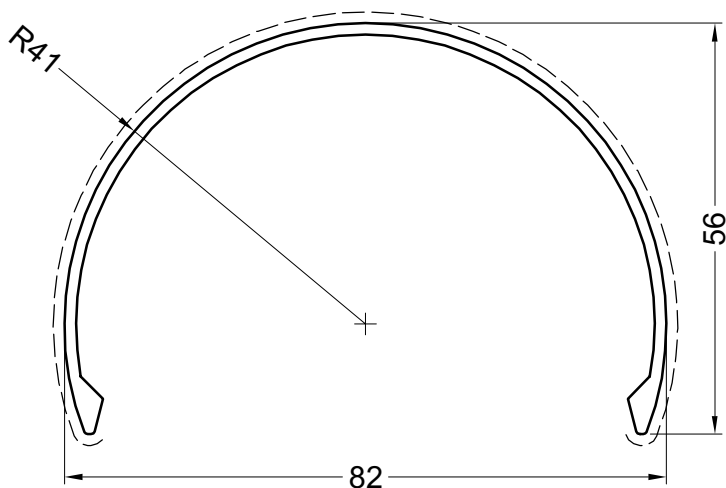
DIVERSE PROFIELEN
PROFILS DIVERS
DIVERS PROFILN
VARIED PROFILES

PROFIELEN - PROFILS- PROFILE - PROFILES

VT084



VT085



ipa46

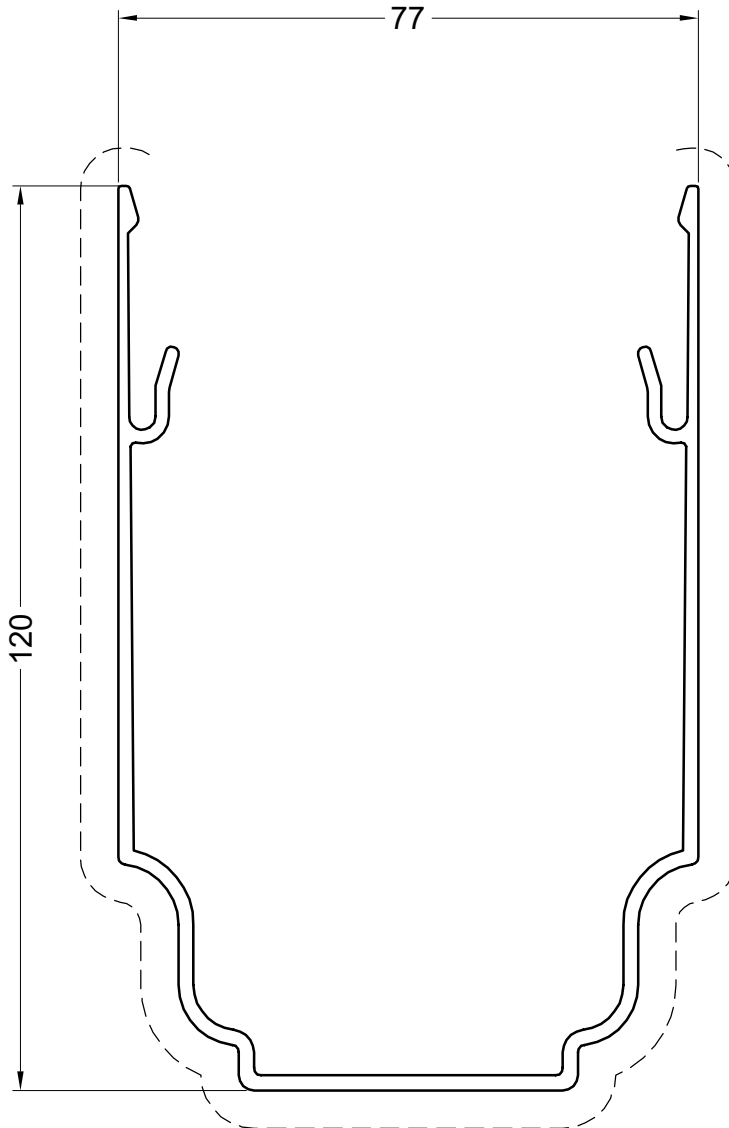
Primaire zichtbare zijde
Face visible primaire
Primär sichtbare Seite
Primary visible side

Secundaire zichtbare zijde
Face visible secondaire
Secondär sichtbare Seite
Secondary visible side

DIVERSE PROFIELEN
PROFILS DIVERS
DIVERS PROFILEN
VARIED PROFILES

PROFIELEN - PROFILS- PROFILE - PROFILES

VT081

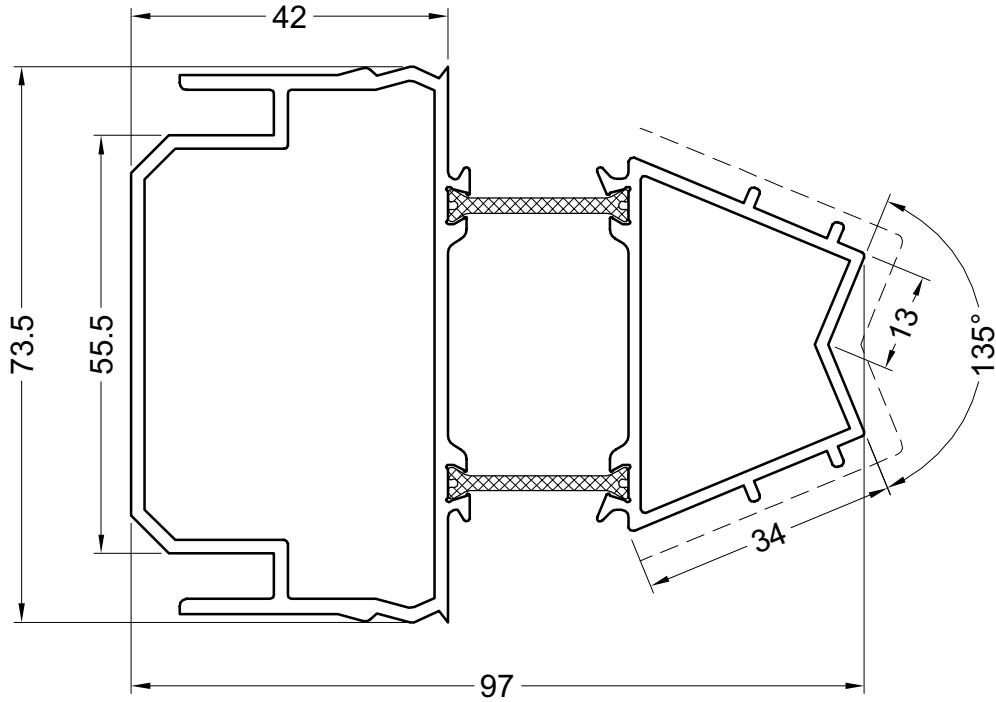


blada20

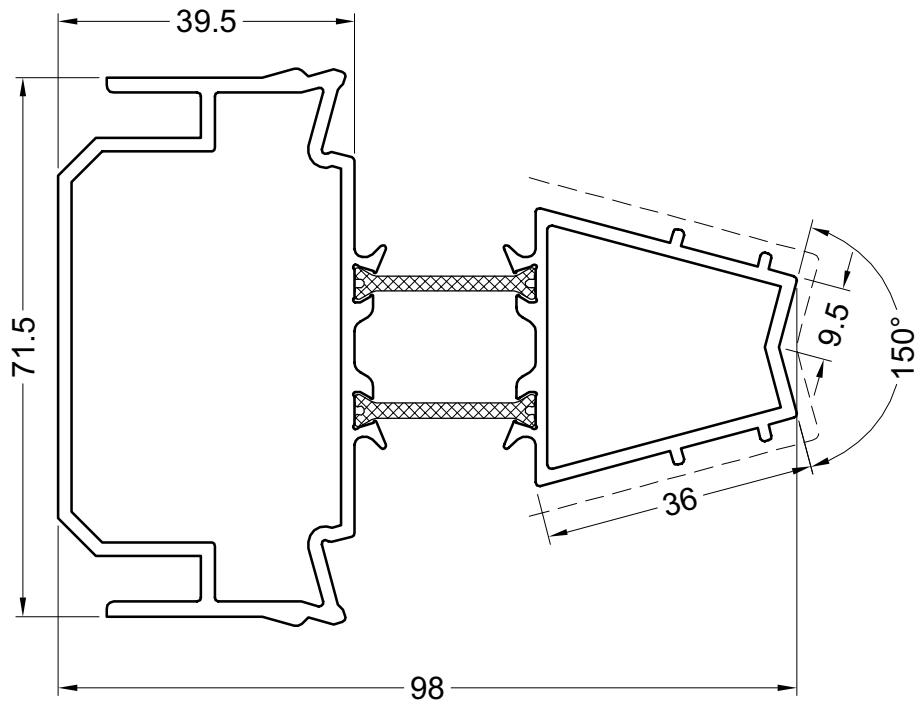
DIVERSE PROFIELEN
PROFILS DIVERS
DIVERS PROFILS
VARIED PROFILES

PROFIELEN - PROFILS - PROFILE - PROFILES

VT180










VT182



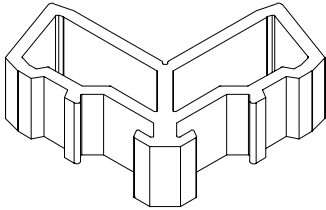


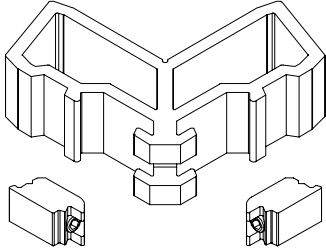



blada12b

Primaire zichtbare zijde
Face visible primaire
Primär sichtbare Seite
Primary visible side



Secundaire zichtbare zijde
Face visible secondaire
Secondär sichtbare Seite
Secondary visible side

	Verp. per Emb. par Pack pr. Pack pr.	Einheid Unit	Toepassing Application Anwendung Application	Kleur Couleur Farbe Color												
 <p>ACIP010A -Pershoek voor buitenste kamer -Clame à presser pour chambre extérieure -Eckverbinder Stanzbar für aussere kammer -Clamping corner for outside chamber</p> <p>X=15mm Y=14mm</p>	1 48	Stuk Pièce Stück Pièce	IP010 IP110	<table border="1"> <tr><td>BR</td><td></td></tr> <tr><td>AN</td><td></td></tr> <tr><td>KL</td><td></td></tr> <tr><td>GS</td><td></td></tr> <tr><td>Z</td><td></td></tr> <tr><td>W</td><td></td></tr> </table>	BR		AN		KL		GS		Z		W	
BR																
AN																
KL																
GS																
Z																
W																
 <p>ACIP010B -Pershoek voor binnenste kamer -Clame à presser pour chambre intérieure -Eckverbinder Stanzbar für innere kammer -Clamping corner for inside chamber</p> <p>X=20mm Y=20mm</p>	1 48	Stuk Pièce Stück Pièce	IP010 IP017 IP030 IP110	<table border="1"> <tr><td>BR</td><td></td></tr> <tr><td>AN</td><td></td></tr> <tr><td>KL</td><td></td></tr> <tr><td>GS</td><td></td></tr> <tr><td>Z</td><td></td></tr> <tr><td>W</td><td></td></tr> </table>	BR		AN		KL		GS		Z		W	
BR																
AN																
KL																
GS																
Z																
W																
 <p>ACIP011A -Schroefhoek voor buitenste kamer -Clame à visser pour chambre extérieure -Eckverbinder schraubbar für aussere kammer -Square coupling joint for outside chamber</p> <p>X=15mm Y=14mm</p> <p> ACVG65</p>	1 48	Stuk Pièce Stück Pièce	IP010 IP110	<table border="1"> <tr><td>BR</td><td></td></tr> <tr><td>AN</td><td></td></tr> <tr><td>KL</td><td></td></tr> <tr><td>GS</td><td></td></tr> <tr><td>Z</td><td></td></tr> <tr><td>W</td><td></td></tr> </table>	BR		AN		KL		GS		Z		W	
BR																
AN																
KL																
GS																
Z																
W																
 <p>ACIP011B -Schroefhoek voor binnenste kamer -Clame à visser pour chambre intérieure -Eckverbinder schraubbar für innere kammer -Square coupling joint for inside chamber</p> <p>X=20mm Y=20mm</p> <p> ACVG66</p>	1 48	Stuk Pièce Stück Pièce	IP010 IP110	<table border="1"> <tr><td>BR</td><td></td></tr> <tr><td>AN</td><td></td></tr> <tr><td>KL</td><td></td></tr> <tr><td>GS</td><td></td></tr> <tr><td>Z</td><td></td></tr> <tr><td>W</td><td></td></tr> </table>	BR		AN		KL		GS		Z		W	
BR																
AN																
KL																
GS																
Z																
W																
 <p>ACIP012A -Pershoek voor buitenste kamer -Clame à presser pour chambre extérieure -Eckverbinder Stanzbar für aussere kammer -Clamping corner for outside chamber</p> <p>X=25mm Y=14mm</p>	1 48	Stuk Pièce Stück Pièce	IP011	<table border="1"> <tr><td>BR</td><td></td></tr> <tr><td>AN</td><td></td></tr> <tr><td>KL</td><td></td></tr> <tr><td>GS</td><td></td></tr> <tr><td>Z</td><td></td></tr> <tr><td>W</td><td></td></tr> </table>	BR		AN		KL		GS		Z		W	
BR																
AN																
KL																
GS																
Z																
W																





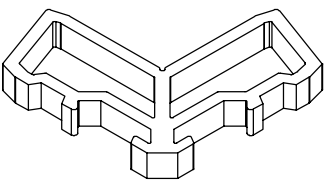
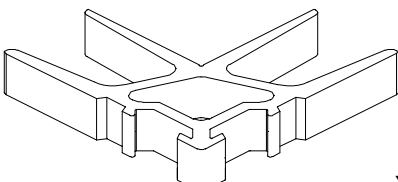
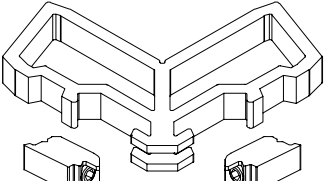



		Verp. per Emb. par Pack pr. Pack pr.	Eenheid Unité Einheit Unit	Toepassing Application Anwendung Application	Kleur Couleur Farbe Color												
 <p>ACIP012B -Pershoek voor binnenste kamer -Clame à presser pour chambre intérieure -Eckverbinder Stanzbar für innere kammer -Clamping corner for inside chamber</p> <p>X=30mm Y=20mm</p>		1 48	Stuk Pièce Stück Piece	IP011 IP019 IP031 IP119	<table border="1"> <tr><td>BR</td><td></td></tr> <tr><td>AN</td><td></td></tr> <tr><td>KL</td><td></td></tr> <tr><td>GS</td><td></td></tr> <tr><td>Z</td><td></td></tr> <tr><td>W</td><td></td></tr> </table>	BR		AN		KL		GS		Z		W	
BR																	
AN																	
KL																	
GS																	
Z																	
W																	
 <p>ACIP013A -Schroefhoek voor buitenste kamer -Clame à visser pour chambre extérieure -Eckverbinder schraubbar für aussere kammer -Square coupling joint for outside chamber</p> <p>X=25mm Y=14mm</p>  ACVG65		1 48	Stuk Pièce Stück Piece	IP011	<table border="1"> <tr><td>BR</td><td></td></tr> <tr><td>AN</td><td></td></tr> <tr><td>KL</td><td></td></tr> <tr><td>GS</td><td></td></tr> <tr><td>Z</td><td></td></tr> <tr><td>W</td><td></td></tr> </table>	BR		AN		KL		GS		Z		W	
BR																	
AN																	
KL																	
GS																	
Z																	
W																	
 <p>ACIP013B -Schroefhoek voor binnenste kamer -Clame à visser pour chambre intérieure -Eckverbinder schraubbar für innere kammer -Square coupling joint for inside chamber</p> <p>X=30mm Y=20mm</p>  ACVG66		1 48	Stuk Pièce Stück Piece	IP011 IP019 IP031 IP119	<table border="1"> <tr><td>BR</td><td></td></tr> <tr><td>AN</td><td></td></tr> <tr><td>KL</td><td></td></tr> <tr><td>GS</td><td></td></tr> <tr><td>Z</td><td></td></tr> <tr><td>W</td><td></td></tr> </table>	BR		AN		KL		GS		Z		W	
BR																	
AN																	
KL																	
GS																	
Z																	
W																	
 <p>ACIP014A -Pershoek voor buitenste kamer -Clame à presser pour chambre extérieure -Eckverbinder Stanzbar für aussere kammer -Clamping corner for outside chamber</p> <p>X=36mm Y=14mm</p>		1 24	Stuk Pièce Stück Piece	IP012 IP025 IP112	<table border="1"> <tr><td>BR</td><td></td></tr> <tr><td>AN</td><td></td></tr> <tr><td>KL</td><td></td></tr> <tr><td>GS</td><td></td></tr> <tr><td>Z</td><td></td></tr> <tr><td>W</td><td></td></tr> </table>	BR		AN		KL		GS		Z		W	
BR																	
AN																	
KL																	
GS																	
Z																	
W																	
 <p>ACIP014B -Pershoek voor binnenste kamer -Clame à presser pour chambre intérieure -Eckverbinder Stanzbar für innere kammer -Clamping corner for inside chamber</p> <p>X=41mm Y=20mm</p>		1 24	Stuk Pièce Stück Piece	IP012 IP014 IP024 IP032 IP112 IP218 IP610	<table border="1"> <tr><td>BR</td><td></td></tr> <tr><td>AN</td><td></td></tr> <tr><td>KL</td><td></td></tr> <tr><td>GS</td><td></td></tr> <tr><td>Z</td><td></td></tr> <tr><td>W</td><td></td></tr> </table>	BR		AN		KL		GS		Z		W	
BR																	
AN																	
KL																	
GS																	
Z																	
W																	

BR = BRUT - BRUT - ROH - BRUT
 AN (X) = ANODISATIE - ANODISE - ELOXIERT - ANODISED
 AN (■) = GELAKT - LAQUE - LACKIERT - LACQUERED -- RAL9006M
 KL = STANDAARDKLEUREN - COULEUR STANDARD - BASIS FARBEN - BASIC COLORS
 GS = GEMOFFELD SPECIAAL - LAQUE SPECIAL - SPECIALFARBE - SPECIAL COLOR
 Z = ZWART - NOIR - SCHWARZ - BLACK
 W = WIT - BLANC - WEISS - WHITE

 GEREEDSCHAP - OUTILLAGE
 WERKZEUG - TOOL
 BEVESTIGING - FIXATION
 BEFESTIGUNG - FIXATION



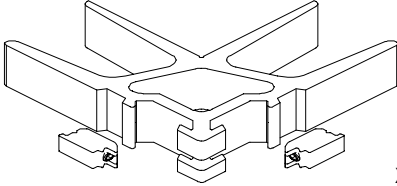

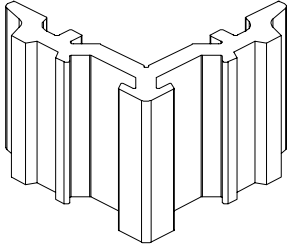
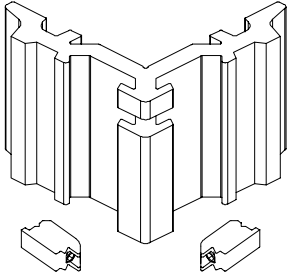



	Verp. per Emb. par Pack pr. Pack pr.	Einheid Unit Einheit Unit	Toepassing Application Anwendung Application	Kleur Couleur Farbe Color												
 <p>ACIP015A</p> <ul style="list-style-type: none"> -Schroefhoek voor buitenste kamer -Clame à visser pour chambre extérieure -Eckverbinder schraubbar für aussere kammer -Square coupling joint for outside chamber <p>X=36mm Y=14mm</p> <p> ACVG65</p>	1 48	Stuk Pièce Stück Pièce	IP012 IP112	<table border="1"> <tr><td>BR</td><td></td></tr> <tr><td>AN</td><td></td></tr> <tr><td>KL</td><td></td></tr> <tr><td>GS</td><td></td></tr> <tr><td>Z</td><td></td></tr> <tr><td>W</td><td></td></tr> </table>	BR		AN		KL		GS		Z		W	
BR																
AN																
KL																
GS																
Z																
W																
 <p>ACIP015B</p> <ul style="list-style-type: none"> -Schroefhoek voor binnenste kamer -Clame à visser pour chambre intérieure -Eckverbinder schraubbar für innere kammer -Square coupling joint for inside chamber <p>X=41mm Y=20mm</p> <p> ACVG66</p>	1 48	Stuk Pièce Stück Pièce	IP012 IP014 IP032 IP112 IP218 IP610	<table border="1"> <tr><td>BR</td><td></td></tr> <tr><td>AN</td><td></td></tr> <tr><td>KL</td><td></td></tr> <tr><td>GS</td><td></td></tr> <tr><td>Z</td><td></td></tr> <tr><td>W</td><td></td></tr> </table>	BR		AN		KL		GS		Z		W	
BR																
AN																
KL																
GS																
Z																
W																
 <p>ACIP016A</p> <ul style="list-style-type: none"> -Pershoek voor buitenste kamer -Clame à presser pour chambre extérieure -Eckverbinder Stanzbar für aussere kammer -Clamping corner for outside chamber <p>X=30mm Y= 8mm</p>	1 24	Stuk Pièce Stück Pièce	IP023	<table border="1"> <tr><td>BR</td><td></td></tr> <tr><td>AN</td><td></td></tr> <tr><td>KL</td><td></td></tr> <tr><td>GS</td><td></td></tr> <tr><td>Z</td><td></td></tr> <tr><td>W</td><td></td></tr> </table>	BR		AN		KL		GS		Z		W	
BR																
AN																
KL																
GS																
Z																
W																
 <p>ACIP016B</p> <ul style="list-style-type: none"> -Pershoek voor binnenste kamer -Clame à presser pour chambre intérieure -Eckverbinder Stanzbar für innere kammer -Clamping corner for inside chamber <p>X=41mm Y=28mm</p>	1 24	Stuk Pièce Stück Pièce	IP023 IP123	<table border="1"> <tr><td>BR</td><td></td></tr> <tr><td>AN</td><td></td></tr> <tr><td>KL</td><td></td></tr> <tr><td>GS</td><td></td></tr> <tr><td>Z</td><td></td></tr> <tr><td>W</td><td></td></tr> </table>	BR		AN		KL		GS		Z		W	
BR																
AN																
KL																
GS																
Z																
W																
 <p>ACIP017A</p> <ul style="list-style-type: none"> -Schroefhoek voor buitenste kamer -Clame à visser pour chambre extérieure -Eckverbinder schraubbar für aussere kammer -Square coupling joint for outside chamber <p>X=30mm Y= 8mm</p> <p> ACVG65</p>	1 48	Stuk Pièce Stück Pièce	IP023	<table border="1"> <tr><td>BR</td><td></td></tr> <tr><td>AN</td><td></td></tr> <tr><td>KL</td><td></td></tr> <tr><td>GS</td><td></td></tr> <tr><td>Z</td><td></td></tr> <tr><td>W</td><td></td></tr> </table>	BR		AN		KL		GS		Z		W	
BR																
AN																
KL																
GS																
Z																
W																

BR = BRUT - BRUT - ROH - BRUT
 AN (X) = ANODISATIE - ANODISE - ELOXIERT - ANODISED
 AN (■) = GELAKT - LAQUE - LACKIERT - LACQUERED -- RAL9006M
 KL = STANDAARDKLEUREN - COULEUR STANDARD - BASIS FARBEN - BASIC COLORS
 GS = GEMOFFELD SPECIAAL - LAQUE SPECIAL - SPECIALFARBE - SPECIAL COLOR
 Z = ZWART - NOIR - SCHWARZ - BLACK
 W = WIT - BLANC - WEISS - WHITE





GEREEDSCHAP - OUTILLAGE
 WERKZEUG - TOOL
 BEVESTIGING - FIXATION
 BEFESTIGUNG - FIXATION





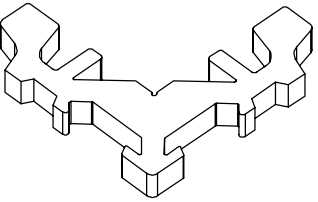
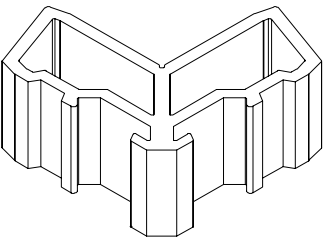




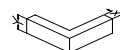
		Verp. per Emb. par Pack pr. Pack pr.	Eenheid Unité Einheit Unit	Toepassing Application Anwendung Application	Kleur Couleur Farbe Color											
 <p>ACIP017B -Schroefhoek voor binnenste kamer -Clame à visser pour chambre intérieure -Eckverbinder schraubbar für innere kammer -Square coupling joint for inside chamber</p> <p>X=41mm Y=28mm</p>  ACVG66	1 48	Stuk Pièce Stück Pièce	IP023 IP123	<table border="1"> <tr><td>BR</td><td></td></tr> <tr><td>AN</td><td></td></tr> <tr><td>KL</td><td></td></tr> <tr><td>GS</td><td></td></tr> <tr><td>Z</td><td></td></tr> <tr><td>W</td><td></td></tr> </table>	BR		AN		KL		GS		Z		W	
BR																
AN																
KL																
GS																
Z																
W																
 <p>ACIP018A -Pershoek voor buitenste kamer -Clame à presser pour chambre extérieure -Eckverbinder Stanzbar für aussere Kammer -Clamping corner for outside chamber</p> <p>X=15mm Y=48mm</p>	1 48	Stuk Pièce Stück Pièce	IP019	<table border="1"> <tr><td>BR</td><td></td></tr> <tr><td>AN</td><td></td></tr> <tr><td>KL</td><td></td></tr> <tr><td>GS</td><td></td></tr> <tr><td>Z</td><td></td></tr> <tr><td>W</td><td></td></tr> </table>	BR		AN		KL		GS		Z		W	
BR																
AN																
KL																
GS																
Z																
W																
 <p>ACIP019A -Schroefhoek voor buitenste kamer -Clame à visser pour chambre extérieure -Eckverbinder schraubbar für aussere Kammer -Square coupling joint for outside chamber</p> <p>X=15mm Y=48mm</p>  ACVG66	1 48	Stuk Pièce Stück Pièce	IP019	<table border="1"> <tr><td>BR</td><td></td></tr> <tr><td>AN</td><td></td></tr> <tr><td>KL</td><td></td></tr> <tr><td>GS</td><td></td></tr> <tr><td>Z</td><td></td></tr> <tr><td>W</td><td></td></tr> </table>	BR		AN		KL		GS		Z		W	
BR																
AN																
KL																
GS																
Z																
W																
 <p>ACIP020A -Pershoek voor buitenste kamer -Clame à presser pour chambre extérieure -Eckverbinder Stanzbar für aussere Kammer -Clamping corner for outside chamber</p> <p>X=12mm Y= 8mm</p>	1 48	Stuk Pièce Stück Pièce	IP020	<table border="1"> <tr><td>BR</td><td></td></tr> <tr><td>AN</td><td></td></tr> <tr><td>KL</td><td></td></tr> <tr><td>GS</td><td></td></tr> <tr><td>Z</td><td></td></tr> <tr><td>W</td><td></td></tr> </table>	BR		AN		KL		GS		Z		W	
BR																
AN																
KL																
GS																
Z																
W																
 <p>ACIP020B -Pershoek voor binnenste kamer -Clame à presser pour chambre intérieure -Eckverbinder Stanzbar für innere kammer -Clamping corner for inside chamber</p> <p>X=20mm Y=28mm</p>	1 48	Stuk Pièce Stück Pièce	IP020	<table border="1"> <tr><td>BR</td><td></td></tr> <tr><td>AN</td><td></td></tr> <tr><td>KL</td><td></td></tr> <tr><td>GS</td><td></td></tr> <tr><td>Z</td><td></td></tr> <tr><td>W</td><td></td></tr> </table>	BR		AN		KL		GS		Z		W	
BR																
AN																
KL																
GS																
Z																
W																

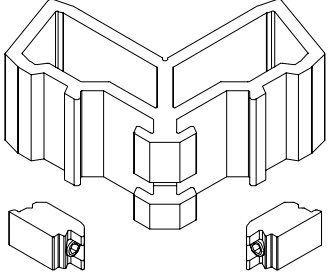

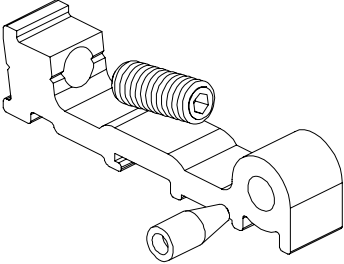

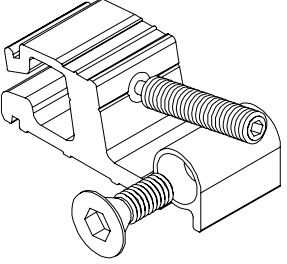

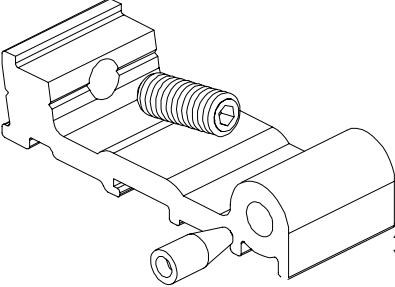

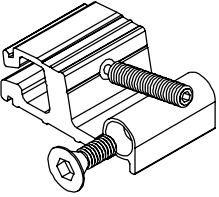

BR = BRUT - BRUT - ROH - BRUT
 AN (X) = ANODISATIE - ANODISE - ELOXIERT - ANODISED
 AN (■) = GELAKT - LAQUE - LACKIERT - LACQUERED -- RAL9006M
 KL = STANDAARDKLEUREN - COULEUR STANDARD - BASIS FARBEN - BASIC COLORS
 GS = GEMOFFELD SPECIAAL - LAQUE SPECIAL - SPECIALFARBE - SPECIAL COLOR
 Z = ZWART - NOIR - SCHWARZ - BLACK
 W = WIT - BLANC - WEISS - WHITE

 GEREEDSCHAP - OUTILLAGE
 WERKZEUG - TOOL
 BEVESTIGING - FIXATION
 BEFESTIGUNG - FIXATION





	Verp. per Emb. par Pack pr. Pack pr.	Einheid Unit	Toepassing Application Anwendung	Kleur Couleur Farbe Color												
 <p>ACIP021A -Schroefhoek voor buitenste kamer -Clame à visser pour chambre extérieure -Eckverbinder schraubbar für aussere kamer -Square coupling joint for outside chamber</p> <p> ACVG65</p> <p>X=12mm Y= 8mm</p>	1 24	Stuk Pièce Stück Piece	IP020	<table border="1"> <tr><td>BR</td><td></td></tr> <tr><td>AN</td><td></td></tr> <tr><td>KL</td><td></td></tr> <tr><td>GS</td><td></td></tr> <tr><td>Z</td><td></td></tr> <tr><td>W</td><td></td></tr> </table>	BR		AN		KL		GS		Z		W	
BR																
AN																
KL																
GS																
Z																
W																
 <p>ACIP021B -Schroefhoek voor binnenste kamer -Clame à visser pour chambre intérieure -Eckverbinder schraubbar für innere kamer -Square coupling joint for inside chamber</p> <p> ACVG66</p> <p>X=20mm Y=28mm</p>	1 24	Stuk Pièce Stück Piece	IP020	<table border="1"> <tr><td>BR</td><td></td></tr> <tr><td>AN</td><td></td></tr> <tr><td>KL</td><td></td></tr> <tr><td>GS</td><td></td></tr> <tr><td>Z</td><td></td></tr> <tr><td>W</td><td></td></tr> </table>	BR		AN		KL		GS		Z		W	
BR																
AN																
KL																
GS																
Z																
W																
 <p>ACIP022A -Pershoek voor buitenste kamer -Clame à presser pour chambre extérieure -Eckverbinder Stanzbar für aussere kamer -Clamping corner for outside chamber</p> <p>X=22mm Y= 8mm</p>	1 48	Stuk Pièce Stück Piece	IP021	<table border="1"> <tr><td>BR</td><td></td></tr> <tr><td>AN</td><td></td></tr> <tr><td>KL</td><td></td></tr> <tr><td>GS</td><td></td></tr> <tr><td>Z</td><td></td></tr> <tr><td>W</td><td></td></tr> </table>	BR		AN		KL		GS		Z		W	
BR																
AN																
KL																
GS																
Z																
W																
 <p>ACIP022B -Pershoek voor binnenste kamer -Clame à presser pour chambre intérieure -Eckverbinder Stanzbar für innere kamer -Clamping corner for inside chamber</p> <p>X=30mm Y=28mm</p>	1 48	Stuk Pièce Stück Piece	IP021 IP045	<table border="1"> <tr><td>BR</td><td></td></tr> <tr><td>AN</td><td></td></tr> <tr><td>KL</td><td></td></tr> <tr><td>GS</td><td></td></tr> <tr><td>Z</td><td></td></tr> <tr><td>W</td><td></td></tr> </table>	BR		AN		KL		GS		Z		W	
BR																
AN																
KL																
GS																
Z																
W																
 <p>ACIP023A -Schroefhoek voor buitenste kamer -Clame à visser pour chambre extérieure -Eckverbinder schraubbar für aussere kamer -Square coupling joint for outside chamber</p> <p> ACVG65</p> <p>X=22mm Y= 8mm</p>	1 24	Stuk Pièce Stück Piece	IP021	<table border="1"> <tr><td>BR</td><td></td></tr> <tr><td>AN</td><td></td></tr> <tr><td>KL</td><td></td></tr> <tr><td>GS</td><td></td></tr> <tr><td>Z</td><td></td></tr> <tr><td>W</td><td></td></tr> </table>	BR		AN		KL		GS		Z		W	
BR																
AN																
KL																
GS																
Z																
W																

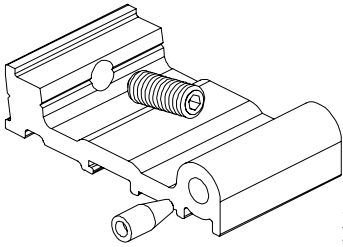





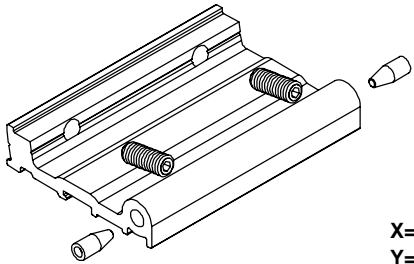

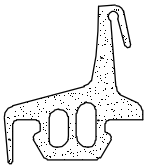


	Verp. per Emb. par Pack pr. Pack pr.	Eenheid Unité Einheit Unit	Toepassing Application Anwendung Application	Kleur Couleur Farbe Color												
 <p>ACIP023B -Schroefhoek voor binnenste kamer -Clame à visser pour chambre intérieure -Eckverbinder schraubbar für innere kammer -Square coupling joint for inside chamber</p> <p>X=30mm Y=28mm</p> <p> ACVG66</p>	1 24	Stuk Pièce Stück Pièce	IP021 IP045	<table border="1"> <tr><td>BR</td><td></td></tr> <tr><td>AN</td><td></td></tr> <tr><td>KL</td><td></td></tr> <tr><td>GS</td><td></td></tr> <tr><td>Z</td><td></td></tr> <tr><td>W</td><td></td></tr> </table>	BR		AN		KL		GS		Z		W	
BR																
AN																
KL																
GS																
Z																
W																
 <p>ACIP025A -T-verbinding voor buitenste kamer -Assemblage-T pour chambre extérieure -T-verbinder für aussere kammer -Connecting bracket for outside chamber</p> <p>X=10mm Y=12mm</p> <p> ACVG65 ACVG66</p>	1 24	Stuk Pièce Stück Pièce	IP010 IP030 IP035	<table border="1"> <tr><td>BR</td><td></td></tr> <tr><td>AN</td><td></td></tr> <tr><td>KL</td><td></td></tr> <tr><td>GS</td><td></td></tr> <tr><td>Z</td><td></td></tr> <tr><td>W</td><td></td></tr> </table>	BR		AN		KL		GS		Z		W	
BR																
AN																
KL																
GS																
Z																
W																
 <p>ACIP025B -T-verbinding voor binnenste kamer -Assemblage-T pour chambre intérieure -T-verbinder für innere kammer -Connecting bracket for inside chamber</p> <p>X=20mm Y=20mm</p> <p> ACVL150 ACVG66</p>	1 24	Stuk Pièce Stück Pièce	IP030 IP010 IP035	<table border="1"> <tr><td>BR</td><td></td></tr> <tr><td>AN</td><td></td></tr> <tr><td>KL</td><td></td></tr> <tr><td>GS</td><td></td></tr> <tr><td>Z</td><td></td></tr> <tr><td>W</td><td></td></tr> </table>	BR		AN		KL		GS		Z		W	
BR																
AN																
KL																
GS																
Z																
W																
 <p>ACIP026A -T-verbinding voor buitenste kamer -Assemblage-T pour chambre extérieure -T-verbinder für aussere kammer -Connecting bracket for outside chamber</p> <p>X=20mm Y=12mm</p> <p> ACVG65 ACVG66</p>	1 24	Stuk Pièce Stück Pièce	IP031 IP036 IP136	<table border="1"> <tr><td>BR</td><td></td></tr> <tr><td>AN</td><td></td></tr> <tr><td>KL</td><td></td></tr> <tr><td>GS</td><td></td></tr> <tr><td>Z</td><td></td></tr> <tr><td>W</td><td></td></tr> </table>	BR		AN		KL		GS		Z		W	
BR																
AN																
KL																
GS																
Z																
W																
 <p>ACIP026B -T-verbinding voor binnenste kamer -Assemblage-T pour chambre intérieure -T-verbinder für innere kammer -Connecting bracket for inside chamber</p> <p>X=30mm Y=20mm</p> <p> ACVL150 ACVG66</p>	1 24	Stuk Pièce Stück Pièce	IP031 IP011 IP019 IP119 IP036 IP136	<table border="1"> <tr><td>BR</td><td></td></tr> <tr><td>AN</td><td></td></tr> <tr><td>KL</td><td></td></tr> <tr><td>GS</td><td></td></tr> <tr><td>Z</td><td></td></tr> <tr><td>W</td><td></td></tr> </table>	BR		AN		KL		GS		Z		W	
BR																
AN																
KL																
GS																
Z																
W																

BR = BRUT - BRUT - ROH - BRUT
 AN (X) = ANODISATIE - ANODISE - ELOXIERT - ANODISED
 AN (■) = GELAKT - LAQUE - LACKIERT - LACQUERED -- RAL9006M
 KL = STANDAARDKLEUREN - COULEUR STANDARD - BASIS FARBEN - BASIC COLORS
 GS = GEMOFFELD SPECIAAL - LAQUE SPECIAL - SPECIALFARBE - SPECIAL COLOR
 Z = ZWART - NOIR - SCHWARZ - BLACK
 W = WIT - BLANC - WEISS - WHITE

 GEREEDSCHAP - OUTILLAGE
 WERKZEUG - TOOL
 BEVESTIGING - FIXATION
 BEFESTIGUNG - FIXATION



		Verp. per Emb. par Pack pr.	Einheid Unité Einheit Unit	Toepassing Application Anwendung Application	Kleur Couleur Farbe Color											
 <p>ACIP027A -T-verbinding voor buitenste kamer -Assemblage-T pour chambre extérieure -T-verbinder für aussere kamer -Connecting bracket for outside chamber</p> <p>X=30mm Y=13mm</p> <p> ACVG65 ACVG66</p>	1 24	Stuk Pièce Stück Piece	IP032	<table border="1"> <tr><td>BR</td><td></td></tr> <tr><td>AN</td><td></td></tr> <tr><td>KL</td><td></td></tr> <tr><td>GS</td><td></td></tr> <tr><td>Z</td><td></td></tr> <tr><td>W</td><td></td></tr> </table>	BR		AN		KL		GS		Z		W	
BR																
AN																
KL																
GS																
Z																
W																
 <p>ACIP027B -T-verbinding voor binnenste kamer -Assemblage-T pour chambre intérieure -T-verbinder für innere kamer -Connecting bracket for inside chamber</p> <p>X=41mm Y=20mm</p> <p> ACVL150 ACVG66</p>	1 24	Stuk Pièce Stück Piece	IP032 IP012 IP112	<table border="1"> <tr><td>BR</td><td></td></tr> <tr><td>AN</td><td></td></tr> <tr><td>KL</td><td></td></tr> <tr><td>GS</td><td></td></tr> <tr><td>Z</td><td></td></tr> <tr><td>W</td><td></td></tr> </table>	BR		AN		KL		GS		Z		W	
BR																
AN																
KL																
GS																
Z																
W																
 <p>ACIP028A -T-verbinding voor buitenste kamer -Assemblage-T pour chambre extérieure -T-verbinder für aussere kamer -Connecting bracket for outside chamber</p> <p>X=72mm Y=13mm</p> <p> ACVL150 ACVG66</p>	1	Stuk Pièce Stück Piece	IP033	<table border="1"> <tr><td>BR</td><td></td></tr> <tr><td>AN</td><td></td></tr> <tr><td>KL</td><td></td></tr> <tr><td>GS</td><td></td></tr> <tr><td>Z</td><td></td></tr> <tr><td>W</td><td></td></tr> </table>	BR		AN		KL		GS		Z		W	
BR																
AN																
KL																
GS																
Z																
W																
 <p>ACIP029A -T-verbinding voor buitenste kamer -Assemblage-T pour chambre extérieure -T-verbinder für aussere kamer -Connecting bracket for outside chamber</p> <p>X=78mm Y=13mm</p> <p> ACVL150 ACVG66</p>	1	Stuk Pièce Stück Piece	IP213	<table border="1"> <tr><td>BR</td><td></td></tr> <tr><td>AN</td><td></td></tr> <tr><td>KL</td><td></td></tr> <tr><td>GS</td><td></td></tr> <tr><td>Z</td><td></td></tr> <tr><td>W</td><td></td></tr> </table>	BR		AN		KL		GS		Z		W	
BR																
AN																
KL																
GS																
Z																
W																
 <p>ACIP030 -Middendichting -Joint centrale -Mitteldichtung -Central gasket</p>	100	m	IP010 IP011 IP012 IP030 IP031 IP032 IP034 IP035 IP040	<table border="1"> <tr><td>BR</td><td></td></tr> <tr><td>AN</td><td></td></tr> <tr><td>KL</td><td></td></tr> <tr><td>GS</td><td></td></tr> <tr><td>Z</td><td></td></tr> <tr><td>W</td><td></td></tr> </table>	BR		AN		KL		GS		Z		W	
BR																
AN																
KL																
GS																
Z																
W																

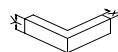
BR = BRUT - BRUT - ROH - BRUT
 AN (X) = ANODISATIE - ANODISE - ELOXIERT - ANODISED
 AN (■) = GELAKT - LAQUE - LACKIERT - LACQUERED -- RAL9006M
 KL = STANDAARDKLEUREN - COULEUR STANDARD - BASIS FARBEN - BASIC COLORS
 GS = GEMOFFELD SPECIAAL - LAQUE SPECIAL - SPECIALFARBE - SPECIAL COLOR
 Z = ZWART - NOIR - SCHWARZ - BLACK
 W = WIT - BLANC - WEISS - WHITE


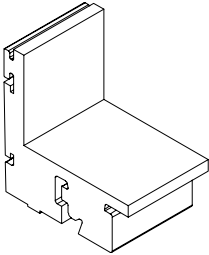





GEREEDSCHAP - OUTILLAGE
WERKZEUG - TOOL



BEVESTIGING - FIXATION
BEFESTIGUNG - FIXATION



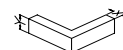
		Verp. per Emb. par Pack pr. Pack pr.	Eenheid Unité Einheit Unit	Toepassing Application Anwendung Application	Kleur Couleur Farbe Color
	ACIP034 -Hoekstuk voor middendichting ACIP030 -Coin pour joint centrale ACIP030 -Eckstück für Mitteldichtung ACIP030 -Corner for central gasket ACIP030	1	Stuk Pièce Stück Piece	IP010 IP011 IP012 IP030 IP031 IP032 IP034 IP035 IP040	BR AN KL GS Z W
	ACIP035 -Afdichtingsmousse voor tussenregels -Mousse d'étanchement pour travers -Abdichtungsmousse für Sprossenprofilen -Sealing mousse for transoms	1	Stuk Pièce Stück Piece	IP010 IP011 IP012 IP013 IP130	BR AN KL GS Z W
	ACIP040 -Thermische onderbreking 9mm -Coupure thermique 9mm -Isolierstege 9mm -Insulation strip 9mm	100	m	IP010 IP020 IP030 IP035 IP040 IP050 IP110	BR AN KL GS Z W
	ACIP041 -Thermische onderbreking 19mm -Coupure thermique 19mm -Isolierstege 19mm -Insulation strip 19mm	100	m	IP011 IP021 IP031 IP111	BR AN KL GS Z W
	ACIP042 -Thermische onderbreking 29mm -Coupure thermique 29mm -Isolierstege 29mm -Insulation strip 29mm	100	m	IP012 IP023 IP032 IP112	BR AN KL GS Z W

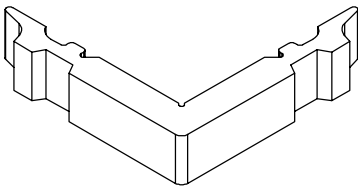
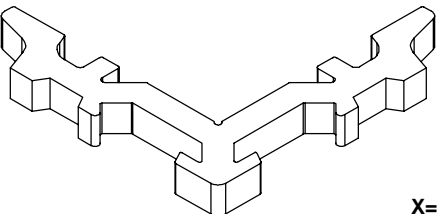
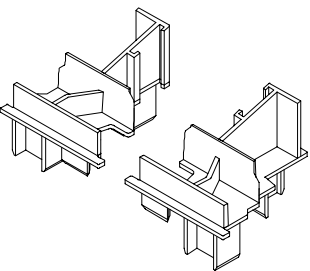

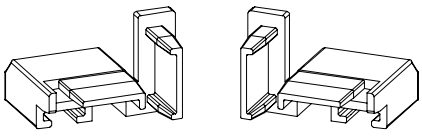
BR = BRUT - BRUT - ROH - BRUT
 AN (X) = ANODISATIE - ANODISE - ELOXIERT - ANODISED
 AN (■) = GELAKT - LAQUE - LACKIERT - LACQUERED -- RAL9006M
 KL = STANDAARDKLEUREN - COULEUR STANDARD - BASIS FARBEN - BASIC COLORS
 GS = GEMOFFELD SPECIAAL - LAQUE SPECIAL - SPECIALFARBE - SPECIAL COLOR
 Z = ZWART - NOIR - SCHWARZ - BLACK
 W = WIT - BLANC - WEISS - WHITE



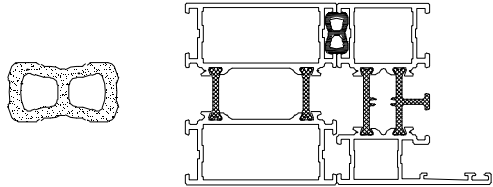


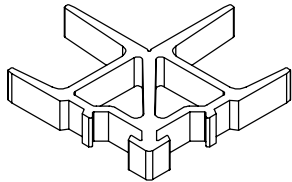
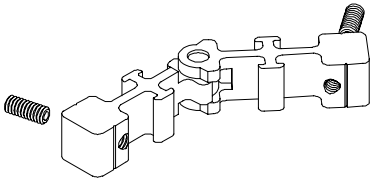

GEREEDSCHAP - OUTILLAGE
 WERKZEUG - TOOL

BEVESTIGING - FIXATION
 BEFESTIGUNG - FIXATION





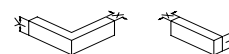
		Verp. per Emb. par Pack pr.	Einheid Unité Einheit Unit	Toepassing Application Anwendung Application	Kleur Couleur Farbe Color											
 <p>ACIP044B</p> <ul style="list-style-type: none"> -Pershoek voor binnenste kamer -Clame à presser pour chambre interieure -Eckverbinder Stanzbar für innere kammer -Clamping corner for inside chamber <p>X=10mm Y=14mm</p>	1	Stuk Pièce Stück Piece	IP017 IP044	<table border="1"> <tr><td>BR</td><td></td></tr> <tr><td>AN</td><td></td></tr> <tr><td>KL</td><td></td></tr> <tr><td>GS</td><td></td></tr> <tr><td>Z</td><td></td></tr> <tr><td>W</td><td></td></tr> </table>	BR		AN		KL		GS		Z		W	
BR																
AN																
KL																
GS																
Z																
W																
 <p>ACIP045A</p> <ul style="list-style-type: none"> -Pershoek voor buitenste kamer -Clame à presser pour chambre exterieure -Eckverbinder Stanzbar für aussere kammer -Clamping corner for outside chamber <p>X=15mm Y= 7mm</p>	1	Stuk Pièce Stück Piece	IP045	<table border="1"> <tr><td>BR</td><td></td></tr> <tr><td>AN</td><td></td></tr> <tr><td>KL</td><td></td></tr> <tr><td>GS</td><td></td></tr> <tr><td>Z</td><td></td></tr> <tr><td>W</td><td></td></tr> </table>	BR		AN		KL		GS		Z		W	
BR																
AN																
KL																
GS																
Z																
W																
 <p>ACIP054</p> <ul style="list-style-type: none"> -Stolpeindstuk -Embout maucclair -Stulpendstück -Sealing double casement 	1	Set	IP040	<table border="1"> <tr><td>BR</td><td></td></tr> <tr><td>AN</td><td></td></tr> <tr><td>KL</td><td></td></tr> <tr><td>GS</td><td></td></tr> <tr><td>Z</td><td>X</td></tr> <tr><td>W</td><td>X</td></tr> </table>	BR		AN		KL		GS		Z	X	W	X
BR																
AN																
KL																
GS																
Z	X															
W	X															
 <p>ACIP057</p> <ul style="list-style-type: none"> -Glassteun -Support calle de vitrage -Klotz-Anflage -Glazing support 	1	Stuk Pièce Stück Piece	IP010 IP011 IP012 IP02* IP03* IP110 IP111 IP112	<table border="1"> <tr><td>BR</td><td></td></tr> <tr><td>AN</td><td></td></tr> <tr><td>KL</td><td></td></tr> <tr><td>GS</td><td></td></tr> <tr><td>Z</td><td></td></tr> <tr><td>W</td><td></td></tr> </table>	BR		AN		KL		GS		Z		W	
BR																
AN																
KL																
GS																
Z																
W																
 <p>ACIP072</p> <ul style="list-style-type: none"> -Eindstuk -Pièce latérale -Abdichtung -Sealing 	1	Set	IP072	<table border="1"> <tr><td>BR</td><td></td></tr> <tr><td>AN</td><td></td></tr> <tr><td>KL</td><td></td></tr> <tr><td>GS</td><td></td></tr> <tr><td>Z</td><td>X</td></tr> <tr><td>W</td><td>X</td></tr> </table>	BR		AN		KL		GS		Z	X	W	X
BR																
AN																
KL																
GS																
Z	X															
W	X															

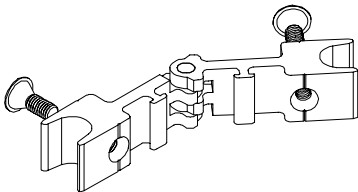

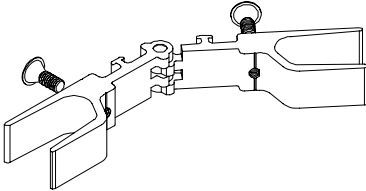

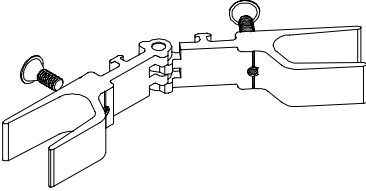

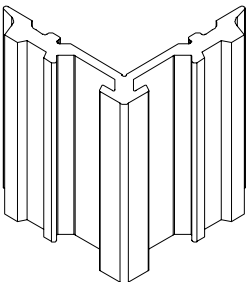
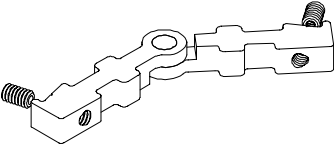



		Verp. per Emb. par Pack pr. Pack pr.	Eenheid Unité Einheit Unit	Toepassing Application Anwendung Application	Kleur Couleur Farbe Color												
	<p>ACIP075</p> <ul style="list-style-type: none"> -Koppelrubber -Gache couplage -Kupplung gummi -Coupling gasket 	50	m	IP010 IP011 IP012 IP013 IP014 IP015 IP174 IP175 IP176 IP177 IP213 IP610	<table border="1"> <tr><td>BR</td><td></td></tr> <tr><td>AN</td><td></td></tr> <tr><td>KL</td><td></td></tr> <tr><td>GS</td><td></td></tr> <tr><td>Z</td><td>X</td></tr> <tr><td>W</td><td></td></tr> </table>	BR		AN		KL		GS		Z	X	W	
BR																	
AN																	
KL																	
GS																	
Z	X																
W																	
	<p>ACIP095</p> <ul style="list-style-type: none"> -Eindstuk -Pièce latérale -Abdichtung -Sealing 	1	Set	IP095	<table border="1"> <tr><td>BR</td><td></td></tr> <tr><td>AN</td><td></td></tr> <tr><td>KL</td><td></td></tr> <tr><td>GS</td><td></td></tr> <tr><td>Z</td><td>X</td></tr> <tr><td>W</td><td>X</td></tr> </table>	BR		AN		KL		GS		Z	X	W	X
BR																	
AN																	
KL																	
GS																	
Z	X																
W	X																
 <p>X=20mm Y=14mm</p>	<p>ACIP112A</p> <ul style="list-style-type: none"> -Pershoek voor buitenste kamer -Clame à presser pour chambre extérieure -Eckverbinder Stanzbar für aussere kammer -Clamping corner for outside chamber 	1 24	Stuk Pièce Stück Piece	IP031	<table border="1"> <tr><td>BR</td><td></td></tr> <tr><td>AN</td><td></td></tr> <tr><td>KL</td><td></td></tr> <tr><td>GS</td><td></td></tr> <tr><td>Z</td><td></td></tr> <tr><td>W</td><td></td></tr> </table>	BR		AN		KL		GS		Z		W	
BR																	
AN																	
KL																	
GS																	
Z																	
W																	
 <p>X=50mm Y=14mm</p>	<p>ACIP113A</p> <ul style="list-style-type: none"> -Pershoek voor buitenste kamer -Clame à presser pour chambre extérieure -Eckverbinder Stanzbar für aussere kammer -Clamping corner for outside chamber 	1	Stuk Pièce Stück Piece	IP013	<table border="1"> <tr><td>BR</td><td></td></tr> <tr><td>AN</td><td></td></tr> <tr><td>KL</td><td></td></tr> <tr><td>GS</td><td></td></tr> <tr><td>Z</td><td></td></tr> <tr><td>W</td><td></td></tr> </table>	BR		AN		KL		GS		Z		W	
BR																	
AN																	
KL																	
GS																	
Z																	
W																	
 <p>X=15mm Y=14mm</p> <p> ACVG65</p>	<p>ACIP116A</p> <ul style="list-style-type: none"> -Variabele hoek voor buitenste kamer -Clame variable pour chambre extérieur -Verstelbare eckverbinder für aussere kammer -Adjustable bracket for outside chamber 	1 24	Stuk Pièce Stück Piece	IP010	<table border="1"> <tr><td>BR</td><td></td></tr> <tr><td>AN</td><td></td></tr> <tr><td>KL</td><td></td></tr> <tr><td>GS</td><td></td></tr> <tr><td>Z</td><td></td></tr> <tr><td>W</td><td></td></tr> </table>	BR		AN		KL		GS		Z		W	
BR																	
AN																	
KL																	
GS																	
Z																	
W																	

BR = BRUT - BRUT - ROH - BRUT
 AN (X) = ANODISATIE - ANODISE - ELOXIERT - ANODISED
 AN (■) = GELAKT - LAQUE - LACKIERT - LACQUERED -- RAL9006M
 KL = STANDAARDKLEUREN - COULEUR STANDARD - BASIS FARBEN - BASIC COLORS
 GS = GEMOFFELD SPECIAAL - LAQUE SPECIAL - SPECIALFARBE - SPECIAL COLOR
 Z = ZWART - NOIR - SCHWARZ - BLACK
 W = WIT - BLANC - WEISS - WHITE

 GEREEDSCHAP - OUTILLAGE
 WERKZEUG - TOOL
 BEVESTIGING - FIXATION
 BEFESTIGUNG - FIXATION



	Verp. per Emb. par Pack pr. Pack pr.	Einheid Unit	Toepassing Application Anwendung Application	Kleur Couleur Farbe Color												
 <p>ACIP116B -Variabele hoek voor binnenste kamer -Clame variable pour chambre intérieur -Verstelbare eckverbinder für innere kammer -Adjustable bracket for inside chamber</p> <p>X=20mm Y=20mm</p> <p> ACVL150</p>	1 24	Stuk Pièce Stück Pièce	IP010	<table border="1"> <tr><td>BR</td><td></td></tr> <tr><td>AN</td><td></td></tr> <tr><td>KL</td><td></td></tr> <tr><td>GS</td><td></td></tr> <tr><td>Z</td><td></td></tr> <tr><td>W</td><td></td></tr> </table>	BR		AN		KL		GS		Z		W	
BR																
AN																
KL																
GS																
Z																
W																
 <p>ACIP117A -Variabele hoek voor buitenste kamer -Clame variable pour chambre extérieur -Verstelbare eckverbinder für aussere kammer -Adjustable bracket for outside chamber</p> <p>X=25mm Y=14mm</p> <p> ACVG66</p>	1 24	Stuk Pièce Stück Pièce	IP011	<table border="1"> <tr><td>BR</td><td></td></tr> <tr><td>AN</td><td></td></tr> <tr><td>KL</td><td></td></tr> <tr><td>GS</td><td></td></tr> <tr><td>Z</td><td></td></tr> <tr><td>W</td><td></td></tr> </table>	BR		AN		KL		GS		Z		W	
BR																
AN																
KL																
GS																
Z																
W																
 <p>ACIP117B -Variabele hoek voor binnenste kamer -Clame variable pour chambre intérieur -Verstelbare eckverbinder für innere kammer -Adjustable bracket for inside chamber</p> <p>X=30mm Y=20mm</p> <p> ACVL150</p>	1 24	Stuk Pièce Stück Pièce	IP011	<table border="1"> <tr><td>BR</td><td></td></tr> <tr><td>AN</td><td></td></tr> <tr><td>KL</td><td></td></tr> <tr><td>GS</td><td></td></tr> <tr><td>Z</td><td></td></tr> <tr><td>W</td><td></td></tr> </table>	BR		AN		KL		GS		Z		W	
BR																
AN																
KL																
GS																
Z																
W																
 <p>ACIP119A -Pershoek voor buitenste kamer -Clame à presser pour chambre extérieure -Eckverbinder stanzzbar für aussere Kammer -Clamping corner for outside chamber</p> <p>X=12mm Y=74mm</p>	1 48	Stuk Pièce Stück Pièce	IP119	<table border="1"> <tr><td>BR</td><td></td></tr> <tr><td>AN</td><td></td></tr> <tr><td>KL</td><td></td></tr> <tr><td>GS</td><td></td></tr> <tr><td>Z</td><td></td></tr> <tr><td>W</td><td></td></tr> </table>	BR		AN		KL		GS		Z		W	
BR																
AN																
KL																
GS																
Z																
W																
 <p>ACIP120A -Variabele hoek voor buitenste kamer -Clame variable pour chambre extérieur -Verstelbare eckverbinder für aussere kammer -Adjustable bracket for outside chamber</p> <p>X=12mm Y= 8mm</p> <p> ACVG65</p>	1 24	Stuk Pièce Stück Pièce	IP020	<table border="1"> <tr><td>BR</td><td></td></tr> <tr><td>AN</td><td></td></tr> <tr><td>KL</td><td></td></tr> <tr><td>GS</td><td></td></tr> <tr><td>Z</td><td></td></tr> <tr><td>W</td><td></td></tr> </table>	BR		AN		KL		GS		Z		W	
BR																
AN																
KL																
GS																
Z																
W																

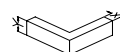
BR = BRUT - BRUT - ROH - BRUT
 AN (X) = ANODISATIE - ANODISE - ELOXIERT - ANODISED
 AN (■) = GELAKT - LAQUE - LACKIERT - LACQUERED -- RAL9006M
 KL = STANDAARDKLEUREN - COULEUR STANDARD - BASIS FARBEN - BASIC COLORS
 GS = GEMOFFELD SPECIAAL - LAQUE SPECIAL - SPECIALFARBE - SPECIAL COLOR
 Z = ZWART - NOIR - SCHWARZ - BLACK
 W = WIT - BLANC - WEISS - WHITE

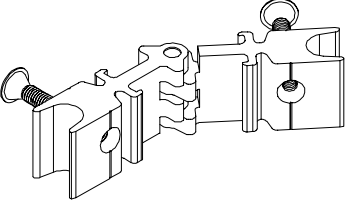

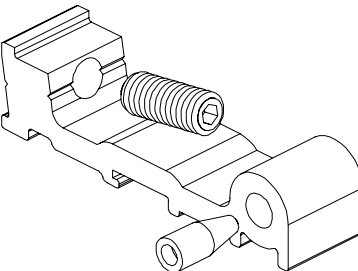

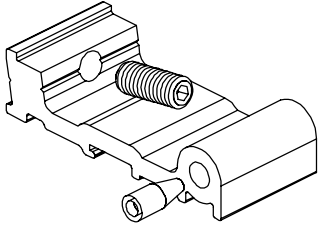

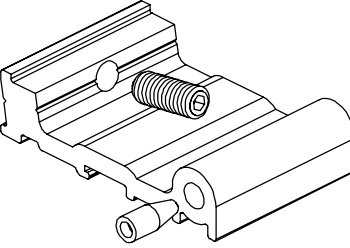

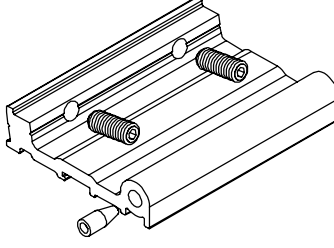



GEREEDSCHAP - OUTILLAGE
WERKZEUG - TOOL





BEVESTIGING - FIXATION
BEFESTIGUNG - FIXATION

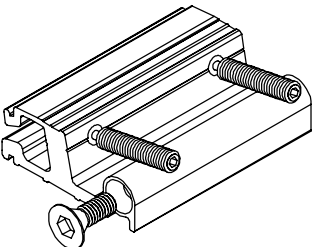

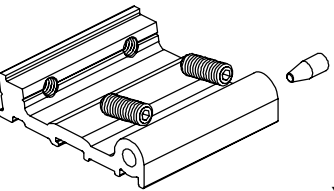

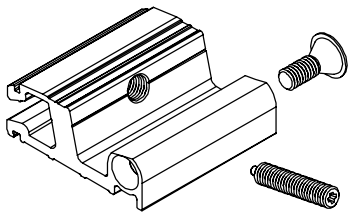

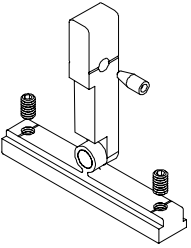

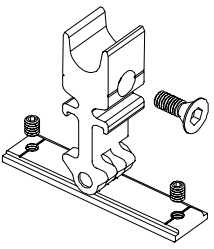



		Verp. per Emb. par Pack pr. Pack pr.	Eenheid Unité Einheit Unit	Toepassing Application Anwendung Application	Kleur Couleur Farbe Color											
 <p>ACIP120B -Variabele hoek voor binnenste kamer -Clame variable pour chambre intérieur -Verstelbare eckverbinder für innere kammer -Adjustable bracket for inside chamber</p> <p>X=20mm Y=28mm</p>  ACVL150	1 24	Stuk Pièce Stück Pièce	IP020	<table border="1"> <tr><td>BR</td><td></td></tr> <tr><td>AN</td><td></td></tr> <tr><td>KL</td><td></td></tr> <tr><td>GS</td><td></td></tr> <tr><td>Z</td><td></td></tr> <tr><td>W</td><td></td></tr> </table>	BR		AN		KL		GS		Z		W	
BR																
AN																
KL																
GS																
Z																
W																
 <p>ACIP125A -T-verbinding voor buitenste kamer -Assemblage-T pour chambre extérieure -T-verbinder für aussere kammer -Connecting bracket for outside chamber</p> <p>X=15mm Y=12mm</p>  ACVG65 ACVG66	1 24	Stuk Pièce Stück Pièce	IP010	<table border="1"> <tr><td>BR</td><td></td></tr> <tr><td>AN</td><td></td></tr> <tr><td>KL</td><td></td></tr> <tr><td>GS</td><td></td></tr> <tr><td>Z</td><td></td></tr> <tr><td>W</td><td></td></tr> </table>	BR		AN		KL		GS		Z		W	
BR																
AN																
KL																
GS																
Z																
W																
 <p>ACIP126A -T-verbinding voor buitenste kamer -Assemblage-T pour chambre extérieure -T-verbinder für aussere kammer -Connecting bracket for outside chamber</p> <p>X=25mm Y=12mm</p>  ACVG65 ACVG66	1 24	Stuk Pièce Stück Pièce	IP011	<table border="1"> <tr><td>BR</td><td></td></tr> <tr><td>AN</td><td></td></tr> <tr><td>KL</td><td></td></tr> <tr><td>GS</td><td></td></tr> <tr><td>Z</td><td></td></tr> <tr><td>W</td><td></td></tr> </table>	BR		AN		KL		GS		Z		W	
BR																
AN																
KL																
GS																
Z																
W																
 <p>ACIP127A -T-verbinding voor buitenste kamer -Assemblage-T pour chambre extérieure -T-verbinder für aussere kammer -Connecting bracket for outside chamber</p> <p>X=36mm Y=12mm</p>  ACVG65 ACVG66	1 24	Stuk Pièce Stück Pièce	IP012 IP112	<table border="1"> <tr><td>BR</td><td></td></tr> <tr><td>AN</td><td></td></tr> <tr><td>KL</td><td></td></tr> <tr><td>GS</td><td></td></tr> <tr><td>Z</td><td></td></tr> <tr><td>W</td><td></td></tr> </table>	BR		AN		KL		GS		Z		W	
BR																
AN																
KL																
GS																
Z																
W																
 <p>ACIP128A -T-verbinding voor buitenste kamer -Assemblage-T pour chambre extérieure -T-verbinder für aussere kammer -Connecting bracket for outside chamber</p> <p>X=71mm Y=12mm</p>  ACVG65 ACVG66	1 24	Stuk Pièce Stück Pièce	IP027	<table border="1"> <tr><td>BR</td><td></td></tr> <tr><td>AN</td><td></td></tr> <tr><td>KL</td><td></td></tr> <tr><td>GS</td><td></td></tr> <tr><td>Z</td><td></td></tr> <tr><td>W</td><td></td></tr> </table>	BR		AN		KL		GS		Z		W	
BR																
AN																
KL																
GS																
Z																
W																



BR = BRUT - BRUT - ROH - BRUT
 AN (X) = ANODISATIE - ANODISE - ELOXIERT - ANODISED
 AN (■) = GELAKT - LAQUE - LACKIERT - LACQUERED -- RAL9006M
 KL = STANDAARDKLEUREN - COULEUR STANDARD - BASIS FARBEN - BASIC COLORS
 GS = GEMOFFELD SPECIAAL - LAQUE SPECIAL - SPECIALFARBE - SPECIAL COLOR
 Z = ZWART - NOIR - SCHWARZ - BLACK
 W = WIT - BLANC - WEISS - WHITE

 GEREEDSCHAP - OUTILLAGE
 WERKZEUG - TOOL
 BEVESTIGING - FIXATION
 BEFESTIGUNG - FIXATION

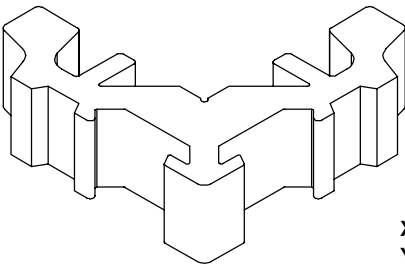







		Verp. per Emb. par Pack pr. Pack pr.	Einheid Unité Einheit Unit	Toepassing Application Anwendung Application	Kleur Couleur Farbe Color											
 <p>ACIP128B -T-verbinding voor binnenste kamer -Assemblage-T pour chambre intérieure -T-verbinder für innere kammer -Connecting bracket for inside chamber</p> <p>X=77mm Y=20mm</p> <p> ACVL150 ACVG66</p>	1 24	Stuk Pièce Stück Piece	IP027	<table border="1"> <tr><td>BR</td><td></td></tr> <tr><td>AN</td><td></td></tr> <tr><td>KL</td><td></td></tr> <tr><td>GS</td><td></td></tr> <tr><td>Z</td><td></td></tr> <tr><td>W</td><td></td></tr> </table>	BR		AN		KL		GS		Z		W	
BR																
AN																
KL																
GS																
Z																
W																
 <p>ACIP129A -T-verbinding voor buitenste kamer -Assemblage-T pour chambre extérieure -T-verbinder für aussere kammer -Connecting bracket for outside chamber</p> <p>X=50mm Y=13mm</p> <p> ACVL150 ACVG66</p>	1 24	Stuk Pièce Stück Piece	IP013	<table border="1"> <tr><td>BR</td><td></td></tr> <tr><td>AN</td><td></td></tr> <tr><td>KL</td><td></td></tr> <tr><td>GS</td><td></td></tr> <tr><td>Z</td><td></td></tr> <tr><td>W</td><td></td></tr> </table>	BR		AN		KL		GS		Z		W	
BR																
AN																
KL																
GS																
Z																
W																
 <p>ACIP129B -T-verbinding voor binnenste kamer -Assemblage-T pour chambre intérieure -T-verbinder für innere kammer -Connecting bracket for inside chamber</p> <p>X=50mm Y=20mm</p> <p> ACVL150 ACVG66</p>	1	Stuk Pièce Stück Piece	IP013	<table border="1"> <tr><td>BR</td><td></td></tr> <tr><td>AN</td><td></td></tr> <tr><td>KL</td><td></td></tr> <tr><td>GS</td><td></td></tr> <tr><td>Z</td><td></td></tr> <tr><td>W</td><td></td></tr> </table>	BR		AN		KL		GS		Z		W	
BR																
AN																
KL																
GS																
Z																
W																
 <p>ACIP130A -Variabele T-verbinding voor buitenste kamer -Variable assemblage-T pour chambre extérieure -Verstelbare T-verbinder für aussere kammer -Adjustable bracket for outside chamber</p> <p>X=10mm Y=14mm</p> <p> ACVG65 ACVG66</p>	1 24	Stuk Pièce Stück Piece	IP030	<table border="1"> <tr><td>BR</td><td></td></tr> <tr><td>AN</td><td></td></tr> <tr><td>KL</td><td></td></tr> <tr><td>GS</td><td></td></tr> <tr><td>Z</td><td></td></tr> <tr><td>W</td><td></td></tr> </table>	BR		AN		KL		GS		Z		W	
BR																
AN																
KL																
GS																
Z																
W																
 <p>ACIP130B -Variabele T-verbinding voor binnenste kamer -Variable assemblage-T pour chambre intérieure -Verstelbare T-verbinder für innere kammer -Adjustable bracket for inside chamber</p> <p>X=20mm Y=27mm</p> <p> ACVL150 ACVG65</p>	1 24	Stuk Pièce Stück Piece	IP030	<table border="1"> <tr><td>BR</td><td></td></tr> <tr><td>AN</td><td></td></tr> <tr><td>KL</td><td></td></tr> <tr><td>GS</td><td></td></tr> <tr><td>Z</td><td></td></tr> <tr><td>W</td><td></td></tr> </table>	BR		AN		KL		GS		Z		W	
BR																
AN																
KL																
GS																
Z																
W																



BR = BRUT - BRUT - ROH - BRUT
 AN (X) = ANODISATIE - ANODISE - ELOXIERT - ANODISED
 AN (■) = GELAKT - LAQUE - LACKIERT - LACQUERED -- RAL9006M
 KL = STANDAARDKLEUREN - COULEUR STANDARD - BASIS FARBEN - BASIC COLORS
 GS = GEMOFFELD SPECIAAL - LAQUE SPECIAL - SPECIALFARBE - SPECIAL COLOR
 Z = ZWART - NOIR - SCHWARZ - BLACK
 W = WIT - BLANC - WEISS - WHITE

 GEREEDSCHAP - OUTILLAGE
 WERKZEUG - TOOL
 BEVESTIGING - FIXATION
 BEFESTIGUNG - FIXATION



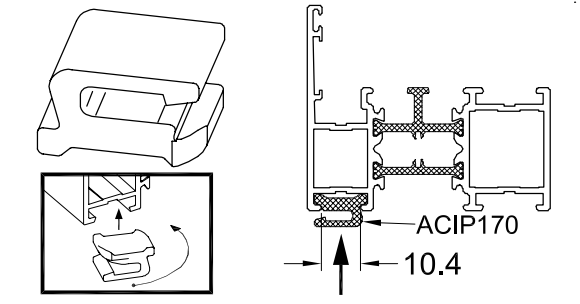
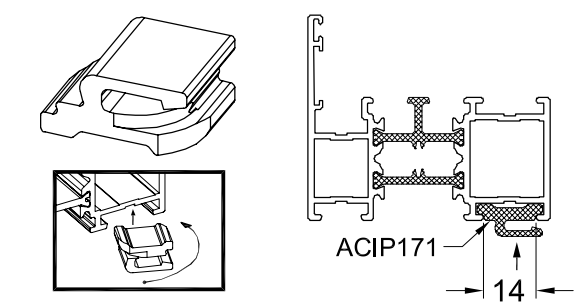
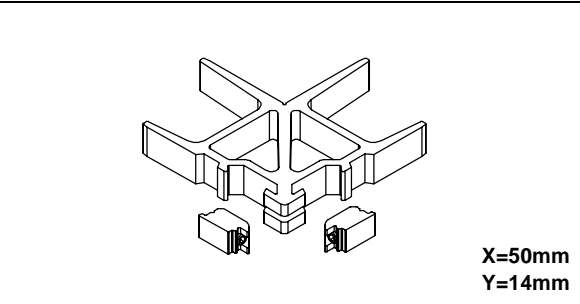


		Verp. per Emb. par Pack pr. Pack pr.	Eenheid Unité Einheit Unit	Toepassing Application Anwendung Application	Kleur Couleur Farbe Color												
 <p>ACIP140B -Pershoek voor binnenste kamer -Clame à presser pour chambre intérieure -Eckverbinder Stanzbar für innere kammer -Clamping corner for inside chamber</p> <p>X=20mm Y=28mm</p>		1 24	Stuk Pièce Stück Pièce	IP114	<table border="1"> <tr><td>BR</td><td></td></tr> <tr><td>AN</td><td></td></tr> <tr><td>KL</td><td></td></tr> <tr><td>GS</td><td></td></tr> <tr><td>Z</td><td></td></tr> <tr><td>W</td><td></td></tr> </table>	BR		AN		KL		GS		Z		W	
BR																	
AN																	
KL																	
GS																	
Z																	
W																	
 <p>ACIP141B -Schroefhoek voor binnenste kamer -Clame à visser pour chambre intérieure -Eckverbinder schraubbar für innere kammer -Square coupling joint for inside chamber</p> <p>X=22mm Y=20mm</p> <p> ACVG66</p>		1 24	Stuk Pièce Stück Pièce	IP114	<table border="1"> <tr><td>BR</td><td></td></tr> <tr><td>AN</td><td></td></tr> <tr><td>KL</td><td></td></tr> <tr><td>GS</td><td></td></tr> <tr><td>Z</td><td></td></tr> <tr><td>W</td><td></td></tr> </table>	BR		AN		KL		GS		Z		W	
BR																	
AN																	
KL																	
GS																	
Z																	
W																	
 <p>ACIP146 -Automatische tochttafsluiter 710mm -Joint bas de porte automatique 710mm -Automatische turdichtung 710mm -Self operating threshold 710mm</p>		1	Stuk Pièce Stück Pièce	IP023	<table border="1"> <tr><td>BR</td><td></td></tr> <tr><td>AN</td><td></td></tr> <tr><td>KL</td><td></td></tr> <tr><td>GS</td><td></td></tr> <tr><td>Z</td><td></td></tr> <tr><td>W</td><td></td></tr> </table>	BR		AN		KL		GS		Z		W	
BR																	
AN																	
KL																	
GS																	
Z																	
W																	
 <p>ACIP147 -Automatische tochttafsluiter 835mm -Joint bas de porte automatique 835mm -Automatische turdichtung 835mm -Self operating threshold 835mm</p>		1	Stuk Pièce Stück Pièce	IP023	<table border="1"> <tr><td>BR</td><td></td></tr> <tr><td>AN</td><td></td></tr> <tr><td>KL</td><td></td></tr> <tr><td>GS</td><td></td></tr> <tr><td>Z</td><td></td></tr> <tr><td>W</td><td></td></tr> </table>	BR		AN		KL		GS		Z		W	
BR																	
AN																	
KL																	
GS																	
Z																	
W																	
 <p>ACIP148 -Automatische tochttafsluiter 960mm -Joint bas de porte automatique 960mm -Automatische turdichtung 960mm -Self operating threshold 960mm</p>		1	Stuk Pièce Stück Pièce	IP023	<table border="1"> <tr><td>BR</td><td></td></tr> <tr><td>AN</td><td></td></tr> <tr><td>KL</td><td></td></tr> <tr><td>GS</td><td></td></tr> <tr><td>Z</td><td></td></tr> <tr><td>W</td><td></td></tr> </table>	BR		AN		KL		GS		Z		W	
BR																	
AN																	
KL																	
GS																	
Z																	
W																	

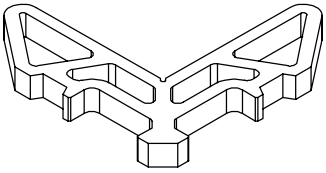
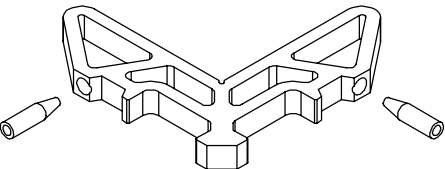

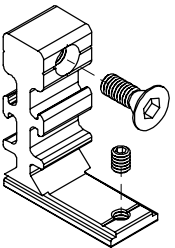

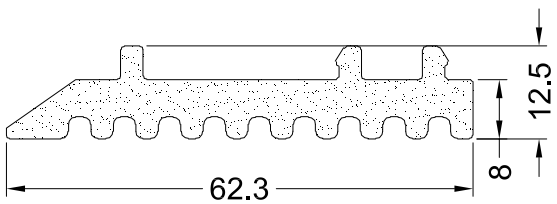
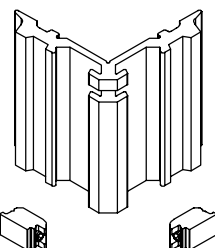
BR = BRUT - BRUT - ROH - BRUT
 AN (X) = ANODISATIE - ANODISE - ELOXIERT - ANODISED
 AN (■) = GELAKT - LAQUE - LACKIERT - LACQUERED -- RAL9006M
 KL = STANDAARDKLEUREN - COULEUR STANDARD - BASIS FARBEN - BASIC COLORS
 GS = GEMOFFELD SPECIAAL - LAQUE SPECIAL - SPECIALFARBEN - SPECIAL COLOR
 Z = ZWART - NOIR - SCHWARZ - BLACK
 W = WIT - BLANC - WEISS - WHITE

 GEREEDSCHAP - OUTILLAGE
 WERKZEUG - TOOL
 BEVESTIGING - FIXATION
 BEFESTIGUNG - FIXATION



	Verp. per Emb. par Pack pr.	Einheid Unit	Toepassing Application	Kleur Couleur Farbe Color												
 <p>ACIP149</p> <ul style="list-style-type: none"> -Automatische tochtsluiser 1085mm -Joint bas de porte automatique 1085mm -Automatische turdichtung 1085mm -Self operating threshold 1085mm 	1	Stuk Pièce Stück Piece	IP023	<table border="1"> <tr><td>BR</td><td></td></tr> <tr><td>AN</td><td></td></tr> <tr><td>KL</td><td></td></tr> <tr><td>GS</td><td></td></tr> <tr><td>Z</td><td></td></tr> <tr><td>W</td><td></td></tr> </table>	BR		AN		KL		GS		Z		W	
BR																
AN																
KL																
GS																
Z																
W																
 <p>ACIP150B</p> <ul style="list-style-type: none"> -Pershoek voor binnenste kamer -Clame à presser pour chambre intérieure -Eckverbinder Stanzbar für innere kammer -Clamping corner for inside chamber <p>X=12mm Y=20mm</p>	1 24	Stuk Pièce Stück Piece	IP115	<table border="1"> <tr><td>BR</td><td></td></tr> <tr><td>AN</td><td></td></tr> <tr><td>KL</td><td></td></tr> <tr><td>GS</td><td></td></tr> <tr><td>Z</td><td></td></tr> <tr><td>W</td><td></td></tr> </table>	BR		AN		KL		GS		Z		W	
BR																
AN																
KL																
GS																
Z																
W																
 <p>ACIP170</p> <ul style="list-style-type: none"> -Klemstuk -Clips -Befestigungsklotz -Clip <p>ACIP170 10.4</p>	1	Stuk Pièce Stück Piece	IP172	<table border="1"> <tr><td>BR</td><td></td></tr> <tr><td>AN</td><td></td></tr> <tr><td>KL</td><td></td></tr> <tr><td>GS</td><td></td></tr> <tr><td>Z</td><td></td></tr> <tr><td>W</td><td></td></tr> </table>	BR		AN		KL		GS		Z		W	
BR																
AN																
KL																
GS																
Z																
W																
 <p>ACIP171</p> <ul style="list-style-type: none"> -Klemstuk -Clips -Befestigungsklotz -Clip <p>ACIP171 14</p>	1	Stuk Pièce Stück Piece	IP172	<table border="1"> <tr><td>BR</td><td></td></tr> <tr><td>AN</td><td></td></tr> <tr><td>KL</td><td></td></tr> <tr><td>GS</td><td></td></tr> <tr><td>Z</td><td></td></tr> <tr><td>W</td><td></td></tr> </table>	BR		AN		KL		GS		Z		W	
BR																
AN																
KL																
GS																
Z																
W																
 <p>ACIP213A</p> <ul style="list-style-type: none"> -Schroefhoek voor buitenste kamer -Clame à visser pour chambre extérieure -Eckverbinder schraubbar für aussere kammer -Square coupling joint for outside chamber <p>X=50mm Y=14mm</p> <p>ACVG65</p>	1	Stuk Pièce Stück Piece	IP013	<table border="1"> <tr><td>BR</td><td></td></tr> <tr><td>AN</td><td></td></tr> <tr><td>KL</td><td></td></tr> <tr><td>GS</td><td></td></tr> <tr><td>Z</td><td></td></tr> <tr><td>W</td><td></td></tr> </table>	BR		AN		KL		GS		Z		W	
BR																
AN																
KL																
GS																
Z																
W																



	Verp. per Emb. par Pack pr. Pack pr.	Eenheid Unité Einheit Unit	Toepassing Application Anwendung Application	Kleur Couleur Farbe Color												
 <p>ACIP223A</p> <ul style="list-style-type: none"> -Pershoek voor buitenste kamer -Clame à presser pour chambre extérieure -Eckverbinder stanzbar für aussere Kammer -Clamping corner for outside chamber <p>X=23.6mm Y=7.8mm</p>	1	Stuk Pièce Stück Pièce	IP123	<table border="1"> <tr><td>BR</td><td></td></tr> <tr><td>AN</td><td></td></tr> <tr><td>KL</td><td></td></tr> <tr><td>GS</td><td></td></tr> <tr><td>Z</td><td></td></tr> <tr><td>W</td><td></td></tr> </table>	BR		AN		KL		GS		Z		W	
BR																
AN																
KL																
GS																
Z																
W																
 <p>ACIP224A</p> <ul style="list-style-type: none"> -Stifhoek voor buitenste kamer -Ecuere a goupiller pour chambre extérieure -Verstefbare eckwinkel für aussere kammer -Corner basket with pin for outside chamber <p>X=23.6mm Y=7.8mm</p>  ACDV235	1	Stuk Pièce Stück Pièce	IP123	<table border="1"> <tr><td>BR</td><td></td></tr> <tr><td>AN</td><td></td></tr> <tr><td>KL</td><td></td></tr> <tr><td>GS</td><td></td></tr> <tr><td>Z</td><td></td></tr> <tr><td>W</td><td></td></tr> </table>	BR		AN		KL		GS		Z		W	
BR																
AN																
KL																
GS																
Z																
W																
 <p>ACIP225</p> <ul style="list-style-type: none"> -T-verbinding -Assemblage T -T-verbinder -Connecting bracket <p>X=18mm Y=15mm</p>  ACVG65 ACVL150	1	Stuk Pièce Stück Pièce	IP030 IP035 IP010	<table border="1"> <tr><td>BR</td><td></td></tr> <tr><td>AN</td><td></td></tr> <tr><td>KL</td><td></td></tr> <tr><td>GS</td><td></td></tr> <tr><td>Z</td><td></td></tr> <tr><td>W</td><td></td></tr> </table>	BR		AN		KL		GS		Z		W	
BR																
AN																
KL																
GS																
Z																
W																
 <p>ACIP300</p> <ul style="list-style-type: none"> -Basis rubber -Base gache -Basis gummi -Base rubber <p>62.3 12.5 8</p>	25	m	IP010 IP019	<table border="1"> <tr><td>BR</td><td></td></tr> <tr><td>AN</td><td></td></tr> <tr><td>KL</td><td></td></tr> <tr><td>GS</td><td></td></tr> <tr><td>Z</td><td></td></tr> <tr><td>W</td><td></td></tr> </table>	BR		AN		KL		GS		Z		W	
BR																
AN																
KL																
GS																
Z																
W																
 <p>ACIP318A</p> <ul style="list-style-type: none"> -Schroefhoek voor buitenste kamer -Clama à visser pour chambre extérieure -Eckverbinder Schraubbar für ausseren Kammer -Square coupling joint for outside chamber <p>X=12mm Y=70,2mm</p>	1	Stuk Pièce Stück Pièce	IP319	<table border="1"> <tr><td>BR</td><td></td></tr> <tr><td>AN</td><td></td></tr> <tr><td>KL</td><td></td></tr> <tr><td>GS</td><td></td></tr> <tr><td>Z</td><td></td></tr> <tr><td>W</td><td></td></tr> </table>	BR		AN		KL		GS		Z		W	
BR																
AN																
KL																
GS																
Z																
W																

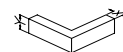
BR = BRUT - BRUT - ROH - BRUT
AN (X) = ANODISATIE - ANODISE - ELOXIERT - ANODISED
AN (■) = GELAKT - LAQUE - LACKIERT - LACQUERED -- RAL9006M
KL = STANDAARDKLEUREN - COULEUR STANDARD - BASIS FARBEN - BASIC COLORS
GS = GEMOFFELD SPECIAAL - LAQUE SPECIAL - SPECIALFARBE - SPECIAL COLOR
Z = ZWART - NOIR - SCHWARZ - BLACK
W = WIT - BLANC - WEISS - WHITE

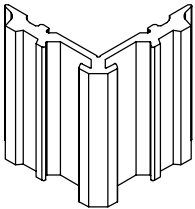
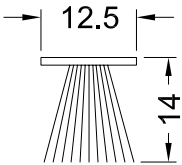
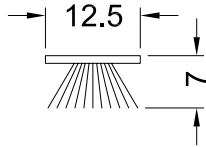
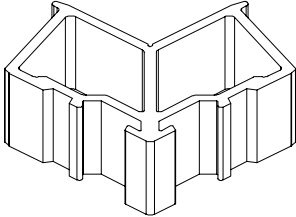
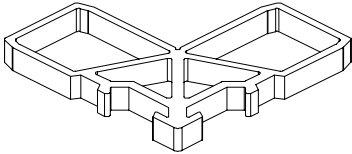


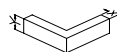
GEREEDSCHAP - OUTILLAGE
WERKZEUG - TOOL








BEVESTIGING - FIXATION
BEFESTIGUNG - FIXATION



	Verp. per Emb. par Pack pr.	Einheid Unit	Toepassing Application	Kleur Couleur Farbe Color												
 <p>X=12mm Y=70,2mm</p>	1	Stuk Pièce Stück Piece	IP319	<table border="1"> <tr><td>BR</td><td></td></tr> <tr><td>AN</td><td></td></tr> <tr><td>KL</td><td></td></tr> <tr><td>GS</td><td></td></tr> <tr><td>Z</td><td></td></tr> <tr><td>W</td><td></td></tr> </table>	BR		AN		KL		GS		Z		W	
BR																
AN																
KL																
GS																
Z																
W																
	25	m	IP425	<table border="1"> <tr><td>BR</td><td></td></tr> <tr><td>AN</td><td></td></tr> <tr><td>KL</td><td></td></tr> <tr><td>GS</td><td></td></tr> <tr><td>Z</td><td></td></tr> <tr><td>W</td><td></td></tr> </table>	BR		AN		KL		GS		Z		W	
BR																
AN																
KL																
GS																
Z																
W																
	25	m	IP425	<table border="1"> <tr><td>BR</td><td></td></tr> <tr><td>AN</td><td></td></tr> <tr><td>KL</td><td></td></tr> <tr><td>GS</td><td></td></tr> <tr><td>Z</td><td></td></tr> <tr><td>W</td><td></td></tr> </table>	BR		AN		KL		GS		Z		W	
BR																
AN																
KL																
GS																
Z																
W																
 <p>X=46mm Y=28mm</p>	1	Stuk Pièce Stück Piece	IP127	<table border="1"> <tr><td>BR</td><td></td></tr> <tr><td>AN</td><td></td></tr> <tr><td>KL</td><td></td></tr> <tr><td>GS</td><td></td></tr> <tr><td>Z</td><td></td></tr> <tr><td>W</td><td></td></tr> </table>	BR		AN		KL		GS		Z		W	
BR																
AN																
KL																
GS																
Z																
W																
 <p>X=38mm Y=9mm</p>	1	Stuk Pièce Stück Piece	IP127	<table border="1"> <tr><td>BR</td><td></td></tr> <tr><td>AN</td><td></td></tr> <tr><td>KL</td><td></td></tr> <tr><td>GS</td><td></td></tr> <tr><td>Z</td><td></td></tr> <tr><td>W</td><td></td></tr> </table>	BR		AN		KL		GS		Z		W	
BR																
AN																
KL																
GS																
Z																
W																



		Verp. per Emb. par Pack pr. Pack pr.	Eenheid Unité Einheit Unit	Toepassing Application Anwendung Application	Kleur Couleur Farbe Color												
	ACIP399 -Boormal voor ACIP400-ACIP401 -Gabarit de perçage pour ACIP400-ACIP401 -Bohrer mall für ACIP400-ACIP401 -Boring jigg for ACIP400-ACIP401	1	Stuk Pièce Stück Piece		<table border="1"> <tr><td>BR</td><td></td></tr> <tr><td>AN</td><td></td></tr> <tr><td>KL</td><td></td></tr> <tr><td>GS</td><td></td></tr> <tr><td>Z</td><td></td></tr> <tr><td>W</td><td></td></tr> </table>	BR		AN		KL		GS		Z		W	
BR																	
AN																	
KL																	
GS																	
Z																	
W																	
	ACIP400 -Scharnier naar buiten draaiende deur -Paumelle pour ouvrant vers l'extérieur -Türband aussen öffnend -Hinge for outside opening	1	Stuk Pièce Stück Piece	IP025 IP114	<table border="1"> <tr><td>BR</td><td>X</td></tr> <tr><td>AN</td><td>X</td></tr> <tr><td>KL</td><td>X</td></tr> <tr><td>GS</td><td>X</td></tr> <tr><td>Z</td><td></td></tr> <tr><td>W</td><td></td></tr> </table>	BR	X	AN	X	KL	X	GS	X	Z		W	
BR	X																
AN	X																
KL	X																
GS	X																
Z																	
W																	
	ACIP401 -Scharnier naar binnen draaiende deur -Paumelle pour ouvrant vers l'intérieur -Türband innen öffnend -Hinge for inside opening	1	Stuk Pièce Stück Piece	IP024 IP115	<table border="1"> <tr><td>BR</td><td>X</td></tr> <tr><td>AN</td><td>X</td></tr> <tr><td>KL</td><td>X</td></tr> <tr><td>GS</td><td>X</td></tr> <tr><td>Z</td><td></td></tr> <tr><td>W</td><td></td></tr> </table>	BR	X	AN	X	KL	X	GS	X	Z		W	
BR	X																
AN	X																
KL	X																
GS	X																
Z																	
W																	
	ACIP402 -Scharnier naar binnendraaiend en naar buitendraaiend deur -Paumelle ouvrant vers l'intérieur et l'extérieur -Türband aussen und innen öffnend -Hinge for inside and outside opening	1	Stuk Pièce Stück Piece	IP014 IP015 IP024 IP025	<table border="1"> <tr><td>BR</td><td>X</td></tr> <tr><td>AN</td><td>X</td></tr> <tr><td>KL</td><td>X</td></tr> <tr><td>GS</td><td>X</td></tr> <tr><td>Z</td><td></td></tr> <tr><td>W</td><td></td></tr> </table>	BR	X	AN	X	KL	X	GS	X	Z		W	
BR	X																
AN	X																
KL	X																
GS	X																
Z																	
W																	
	ACIP403 -Boormal voor ACIP402-ACIP404 -Gabarit de perçage pour ACIP402-ACIP404 -Bohrer mall für ACIP402-ACIP404 -Boring jigg for ACIP402-ACIP404	1	Stuk Pièce Stück Piece	IP014 IP015 IP024 IP025	<table border="1"> <tr><td>BR</td><td></td></tr> <tr><td>AN</td><td></td></tr> <tr><td>KL</td><td></td></tr> <tr><td>GS</td><td></td></tr> <tr><td>Z</td><td></td></tr> <tr><td>W</td><td></td></tr> </table>	BR		AN		KL		GS		Z		W	
BR																	
AN																	
KL																	
GS																	
Z																	
W																	

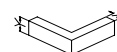
BR = BRUT - BRUT - ROH - BRUT
AN (X) = ANODISATIE - ANODISE - ELOXIERT - ANODISED
AN (■) = GELAKT - LAQUE - LACKIERT - LACQUERED -- RAL9006M
KL = STANDAARDKLEUREN - COULEUR STANDARD - BASIS FARBEN - BASIC COLORS
GS = GEMOFFELD SPECIAAL - LAQUE SPECIAL - SPECIALFARBE - SPECIAL COLOR
Z = ZWART - NOIR - SCHWARZ - BLACK
W = WIT - BLANC - WEISS - WHITE




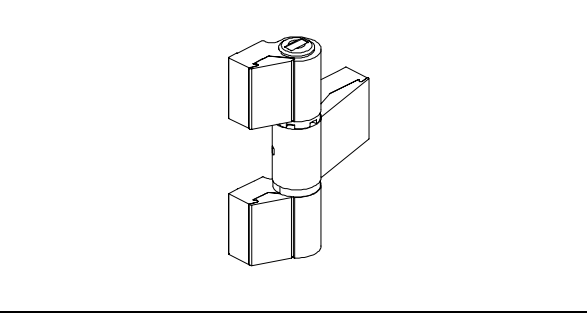



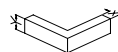
GEREEDSCHAP - OUTILLAGE
WERKZEUG - TOOL








BEVESTIGING - FIXATION
BEFESTIGUNG - FIXATION



	Verp. per Emb. par Pack pr.	Einheid Unit	Toepassing Application	Kleur Couleur Farbe Color												
 <p>ACIP404 -Scharnier 36mm -Paumelle 36mm -Turband 36mm -Hinge 36mm</p>	1	Stuk Pièce Stück Pièce	IP014 IP015 IP024 IP025 ACIP406 ACIP408	<table border="1"> <tr><td>BR</td><td>X</td></tr> <tr><td>AN</td><td>X</td></tr> <tr><td>KL</td><td>X</td></tr> <tr><td>GS</td><td>X</td></tr> <tr><td>Z</td><td></td></tr> <tr><td>W</td><td></td></tr> </table>	BR	X	AN	X	KL	X	GS	X	Z		W	
BR	X															
AN	X															
KL	X															
GS	X															
Z																
W																
 <p>ACIP406 -Voetspeun 36mm -Gond portant 36mm -Turhebel 36mm -Bottom doorhinge 36mm</p>	1	Stuk Pièce Stück Pièce	IP014 IP015 IP024 IP025 IP027 ACIP404 ACIP408	<table border="1"> <tr><td>BR</td><td>X</td></tr> <tr><td>AN</td><td></td></tr> <tr><td>KL</td><td>X</td></tr> <tr><td>GS</td><td>X</td></tr> <tr><td>Z</td><td></td></tr> <tr><td>W</td><td></td></tr> </table>	BR	X	AN		KL	X	GS	X	Z		W	
BR	X															
AN																
KL	X															
GS	X															
Z																
W																
 <p>ACIP408 -Vloerveer met inox afdekplaat (35NM) -Pivots a frein avec plaque inox (35NM) -Bodenturschliesser mit edelstahl deckplatte(35NM) -Floor spring with stainless capping (35NM)</p>	1	Stuk Pièce Stück Pièce	IP014 IP015 IP024 IP025 IP027 ACIP404 ACIP406	<table border="1"> <tr><td>BR</td><td></td></tr> <tr><td>AN</td><td></td></tr> <tr><td>KL</td><td></td></tr> <tr><td>GS</td><td></td></tr> <tr><td>Z</td><td></td></tr> <tr><td>W</td><td></td></tr> </table>	BR		AN		KL		GS		Z		W	
BR																
AN																
KL																
GS																
Z																
W																
 <p>ACIP412 -Driedelige scharnier -Paumelle 3 lames -Dreiteilige Türband -3 Part hinge</p>	1	Stuk Pièce Stück Pièce	IP014 IP015 IP024 IP025	<table border="1"> <tr><td>BR</td><td>X</td></tr> <tr><td>AN</td><td>■</td></tr> <tr><td>KL</td><td>X</td></tr> <tr><td>GS</td><td>X</td></tr> <tr><td>Z</td><td></td></tr> <tr><td>W</td><td></td></tr> </table>	BR	X	AN	■	KL	X	GS	X	Z		W	
BR	X															
AN	■															
KL	X															
GS	X															
Z																
W																
 <p>ACIP413 -Regelsleutel -Cléf de réglage -Einstellschlüssel -Adjusting wrench</p>	1	Stuk Pièce Stück Pièce	ACIP412	<table border="1"> <tr><td>BR</td><td>X</td></tr> <tr><td>AN</td><td>■</td></tr> <tr><td>KL</td><td>X</td></tr> <tr><td>GS</td><td>X</td></tr> <tr><td>Z</td><td></td></tr> <tr><td>W</td><td></td></tr> </table>	BR	X	AN	■	KL	X	GS	X	Z		W	
BR	X															
AN	■															
KL	X															
GS	X															
Z																
W																



		Verp. per Emb. par Pack pr. Pack pr.	Eenheid Unité Einheit Unit	Toepassing Application Anwendung Application	Kleur Couleur Farbe Color												
	ACIP416 -Inox bevestiging voor binnendraaiende deuren (slot)3p. -Fixation en inox pour portes intérieur (ser-rure)3p. -Inox fixierung für innen öffnende Türen (Schloss)3p. -Inox fixing for inside opening doors (lock)3p.	1	Stuk Pièce Stück Pièce	ACVL415 ACVL416	<table border="1"> <tr><td>BR</td><td></td></tr> <tr><td>AN</td><td></td></tr> <tr><td>KL</td><td></td></tr> <tr><td>GS</td><td></td></tr> <tr><td>Z</td><td></td></tr> <tr><td>W</td><td></td></tr> </table>	BR		AN		KL		GS		Z		W	
BR																	
AN																	
KL																	
GS																	
Z																	
W																	
	ACIP417 -Inox bevestiging voor buitendraaiende deuren (slot)3p. -Fixation en inox pour portes extérieur (ser-rure)3p. -Inox fixierung für aussen öffnende Türen (Schloss)3p. -Inox fixing for outside opening doors (lock)3p.	1	Stuk Pièce Stück Pièce	ACVL415 ACVL416	<table border="1"> <tr><td>BR</td><td></td></tr> <tr><td>AN</td><td></td></tr> <tr><td>KL</td><td></td></tr> <tr><td>GS</td><td></td></tr> <tr><td>Z</td><td></td></tr> <tr><td>W</td><td></td></tr> </table>	BR		AN		KL		GS		Z		W	
BR																	
AN																	
KL																	
GS																	
Z																	
W																	
	ACIP418 -Inox bevestiging voor binnendraaiende deuren (slot)1p. -Fixation en inox pour portes intérieur (ser-rure)1p. -Inox fixierung für innen öffnende Türen (Schloss)1p. -Inox fixing for inside opening doors (lock)1p.	1	Stuk Pièce Stück Pièce	ACIP720 ACIP721	<table border="1"> <tr><td>BR</td><td></td></tr> <tr><td>AN</td><td></td></tr> <tr><td>KL</td><td></td></tr> <tr><td>GS</td><td></td></tr> <tr><td>Z</td><td></td></tr> <tr><td>W</td><td></td></tr> </table>	BR		AN		KL		GS		Z		W	
BR																	
AN																	
KL																	
GS																	
Z																	
W																	
	ACIP419 -Inox bevestiging voor buitendraaiende deuren (slot)1p. -Fixation en inox pour portes extérieur (ser-rure)1p. -Inox fixierung für aussen öffnende Türen (Schloss)1p. -Inox fixing for outside opening doors (lock)1p.	1	Stuk Pièce Stück Pièce	ACIP720 ACIP721	<table border="1"> <tr><td>BR</td><td></td></tr> <tr><td>AN</td><td></td></tr> <tr><td>KL</td><td></td></tr> <tr><td>GS</td><td></td></tr> <tr><td>Z</td><td></td></tr> <tr><td>W</td><td></td></tr> </table>	BR		AN		KL		GS		Z		W	
BR																	
AN																	
KL																	
GS																	
Z																	
W																	
	ACIP421A -Hyd. kozjindorpelveer voor IP430 -Ferre-porte pour IP430 -Tur-Schliesser für IP430 -Doorcloser for IP430	1	Stuk Pièce Stück Pièce	IP430	<table border="1"> <tr><td>BR</td><td></td></tr> <tr><td>AN</td><td></td></tr> <tr><td>KL</td><td></td></tr> <tr><td>GS</td><td></td></tr> <tr><td>Z</td><td></td></tr> <tr><td>W</td><td></td></tr> </table>	BR		AN		KL		GS		Z		W	
BR																	
AN																	
KL																	
GS																	
Z																	
W																	

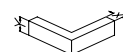
BR = BRUT - BRUT - ROH - BRUT
AN (X) = ANODISATIE - ANODISE - ELOXIERT - ANODISED
AN (■) = GELAKT - LAQUE - LACKIERT - LACQUERED -- RAL9006M
KL = STANDAARDKLEUREN - COULEUR STANDARD - BASIS FARBEN - BASIC COLORS
GS = GEMOFFELD SPECIAAL - LAQUE SPECIAL - SPECIALFARBEN - SPECIAL COLOR
Z = ZWART - NOIR - SCHWARZ - BLACK
W = WIT - BLANC - WEISS - WHITE




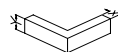
GEREEDSCHAP - OUTILLAGE
WERKZEUG - TOOL



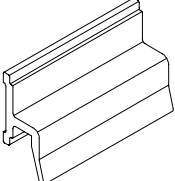

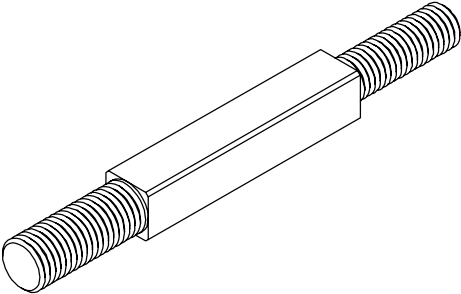


BEVESTIGING - FIXATION
BEFESTIGUNG - FIXATION



	Verp. per Emb. par Pack pr.	Einheid Unité Einheit Unit	Toepassing Application Anwendung Application	Kleur Couleur Farbe Color												
 <p>ACIP421B -Hyd. kozijndorpelveer voor IP430-90° -Ferre-porte pour IP430-90° -Tur-Schliesser für IP430-90° -Doorcloser for IP430-90°</p>	1	Stuk Pièce Stück Pièce	IP430	<table border="1"> <tr><td>BR</td><td></td></tr> <tr><td>AN</td><td></td></tr> <tr><td>KL</td><td></td></tr> <tr><td>GS</td><td></td></tr> <tr><td>Z</td><td></td></tr> <tr><td>W</td><td></td></tr> </table>	BR		AN		KL		GS		Z		W	
BR																
AN																
KL																
GS																
Z																
W																
 <p>ACIP424 -Geleidingsblokje voor ACVL127 -Bloc de conduction pour ACVL127 -Leiten block für ACVL127 -Conduction bloc for ACVL127</p>	1	Stuk Pièce Stück Pièce	IP012	<table border="1"> <tr><td>BR</td><td></td></tr> <tr><td>AN</td><td></td></tr> <tr><td>KL</td><td></td></tr> <tr><td>GS</td><td></td></tr> <tr><td>Z</td><td></td></tr> <tr><td>W</td><td></td></tr> </table>	BR		AN		KL		GS		Z		W	
BR																
AN																
KL																
GS																
Z																
W																
 <p>ACIP425 -Bus voor stangenslot -Douille pour serrure a tringle -Busche für treibriegel -Keeper for door bolt</p>	1	Stuk Pièce Stück Pièce	IP031	<table border="1"> <tr><td>BR</td><td></td></tr> <tr><td>AN</td><td></td></tr> <tr><td>KL</td><td></td></tr> <tr><td>GS</td><td></td></tr> <tr><td>Z</td><td></td></tr> <tr><td>W</td><td></td></tr> </table>	BR		AN		KL		GS		Z		W	
BR																
AN																
KL																
GS																
Z																
W																
 <p>ACIP426 -Stangenslot (excl cylinder) -Serrure a tringle -Triebriegelschloss -Door boltz</p>	1	Stuk Pièce Stück Pièce	IP012	<table border="1"> <tr><td>BR</td><td></td></tr> <tr><td>AN</td><td></td></tr> <tr><td>KL</td><td></td></tr> <tr><td>GS</td><td></td></tr> <tr><td>Z</td><td></td></tr> <tr><td>W</td><td></td></tr> </table>	BR		AN		KL		GS		Z		W	
BR																
AN																
KL																
GS																
Z																
W																
 <p>ACIP427 -Bodemhuls verzinkt -Boite de sol -Bodenbushese verzinkt -Grondsleeve zinc-plate</p>	1	Stuk Pièce Stück Pièce		<table border="1"> <tr><td>BR</td><td></td></tr> <tr><td>AN</td><td></td></tr> <tr><td>KL</td><td></td></tr> <tr><td>GS</td><td></td></tr> <tr><td>Z</td><td></td></tr> <tr><td>W</td><td></td></tr> </table>	BR		AN		KL		GS		Z		W	
BR																
AN																
KL																
GS																
Z																
W																



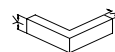
		Verp. per Emb. par Pack pr. Pack pr.	Eenheid Unité Einheit Unit	Toepassing Application Anwendung Application	Kleur Couleur Farbe Color												
	ACIP428 -Bevestigingsplaat voor ACVL434 -Contre-plaque fixation pour ACVL434 -Befestigungsplatte für ACVL434 -Fastening plate for ACVL434	1	Stuk Pièce Stück Pièce	ACVL434	<table border="1"> <tr><td>BR</td><td></td></tr> <tr><td>AN</td><td></td></tr> <tr><td>KL</td><td></td></tr> <tr><td>GS</td><td></td></tr> <tr><td>Z</td><td></td></tr> <tr><td>W</td><td></td></tr> </table>	BR		AN		KL		GS		Z		W	
BR																	
AN																	
KL																	
GS																	
Z																	
W																	
	ACIP429 -Bevestigingsplaat voor ACVL432 -Contre-plaque fixation pour ACVL432 -Befestigungsplatte für ACVL432 -Fastening plate for ACVL432	1	Stuk Pièce Stück Pièce	ACVL432	<table border="1"> <tr><td>BR</td><td></td></tr> <tr><td>AN</td><td></td></tr> <tr><td>KL</td><td></td></tr> <tr><td>GS</td><td></td></tr> <tr><td>Z</td><td></td></tr> <tr><td>W</td><td></td></tr> </table>	BR		AN		KL		GS		Z		W	
BR																	
AN																	
KL																	
GS																	
Z																	
W																	
	ACIP430 -Bevestiging IP431 op IP430 -Fixation IP431 sur IP430 -Bevestigung IP431 auf IP430 -Connection IP431 on IP430	1	Stuk Pièce Stück Pièce		<table border="1"> <tr><td>BR</td><td></td></tr> <tr><td>AN</td><td></td></tr> <tr><td>KL</td><td></td></tr> <tr><td>GS</td><td></td></tr> <tr><td>Z</td><td></td></tr> <tr><td>W</td><td></td></tr> </table>	BR		AN		KL		GS		Z		W	
BR																	
AN																	
KL																	
GS																	
Z																	
W																	
	ACIP431 -Rubber pendeldeur -Joint de porte va et vient -Dichtung Pendeltür -Rubber seal swingdoor	25	m	IP424	<table border="1"> <tr><td>BR</td><td></td></tr> <tr><td>AN</td><td></td></tr> <tr><td>KL</td><td></td></tr> <tr><td>GS</td><td></td></tr> <tr><td>Z</td><td></td></tr> <tr><td>W</td><td></td></tr> </table>	BR		AN		KL		GS		Z		W	
BR																	
AN																	
KL																	
GS																	
Z																	
W																	
	ACIP435 -Verlengde bevestiging voor deurtrekker -Fixation prolonge pour poussoir de porte -Verlängernde befestigung für stossgriffe -Extended fixation for door handle	1	Stuk Pièce Stück Pièce	ACVL123	<table border="1"> <tr><td>BR</td><td></td></tr> <tr><td>AN</td><td></td></tr> <tr><td>KL</td><td></td></tr> <tr><td>GS</td><td></td></tr> <tr><td>Z</td><td></td></tr> <tr><td>W</td><td></td></tr> </table>	BR		AN		KL		GS		Z		W	
BR																	
AN																	
KL																	
GS																	
Z																	
W																	

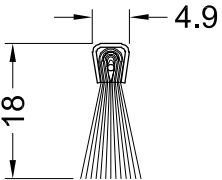




BR = BRUT - BRUT - ROH - BRUT
AN (X) = ANODISATIE - ANODISE - ELOXIERT - ANODISED
AN (■) = GELAKT - LAQUE - LACKIERT - LACQUERED -- RAL9006M
KL = STANDAARDKLEUREN - COULEUR STANDARD - BASIS FARBEN - BASIC COLORS
GS = GEMOFFELD SPECIAAL - LAQUE SPECIAL - SPECIALFARBEN - SPECIAL COLOR
Z = ZWART - NOIR - SCHWARZ - BLACK
W = WIT - BLANC - WEISS - WHITE

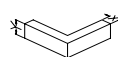


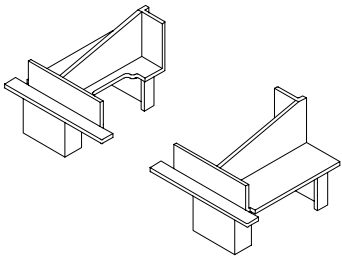
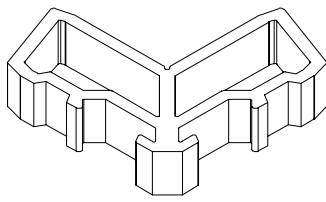
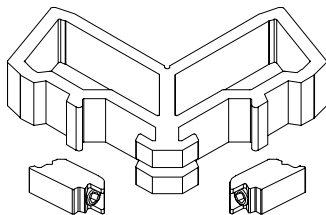

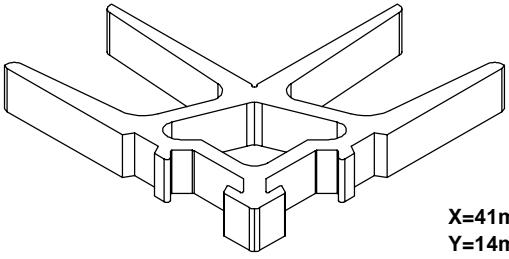
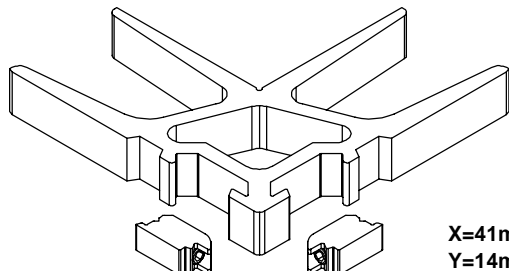

GEREEDSCHAP - OUTILLAGE
WERKZEUG - TOOL

BEVESTIGING - FIXATION
BEFESTIGUNG - FIXATION





	Verp. per Emb. par Pack pr.	Einheid Unit	Toepassing Application	Kleur Couleur Farbe Color												
 <p>ACIP438</p> <ul style="list-style-type: none"> -Borsteldichting deur -Brosse de porte -Burstendichtung für Türen -Brush fitting doors 	5	m	IP439	<table border="1"> <tr><td>BR</td><td></td></tr> <tr><td>AN</td><td></td></tr> <tr><td>KL</td><td></td></tr> <tr><td>GS</td><td></td></tr> <tr><td>Z</td><td></td></tr> <tr><td>W</td><td></td></tr> </table>	BR		AN		KL		GS		Z		W	
BR																
AN																
KL																
GS																
Z																
W																
 <p>ACIP440</p> <ul style="list-style-type: none"> -Sluitstukjes voor enkele deur -Piece d'étancheite porte simple -Turabschluss für 1 flg -Closer section for single door 	1	Set	IP014 IP015 IP024 IP025	<table border="1"> <tr><td>BR</td><td></td></tr> <tr><td>AN</td><td></td></tr> <tr><td>KL</td><td></td></tr> <tr><td>GS</td><td></td></tr> <tr><td>Z</td><td></td></tr> <tr><td>W</td><td></td></tr> </table>	BR		AN		KL		GS		Z		W	
BR																
AN																
KL																
GS																
Z																
W																
 <p>ACIP441</p> <ul style="list-style-type: none"> -Sluitstukjes voor dubbele binnendraaiende deur -Piece d'étancheite double porte ouvrant intérieur -Turabschluss für 2 flg innen dr. -Closer section for double door inwards opening 	1	Set	IP015 IP024 IP047	<table border="1"> <tr><td>BR</td><td></td></tr> <tr><td>AN</td><td></td></tr> <tr><td>KL</td><td></td></tr> <tr><td>GS</td><td></td></tr> <tr><td>Z</td><td></td></tr> <tr><td>W</td><td></td></tr> </table>	BR		AN		KL		GS		Z		W	
BR																
AN																
KL																
GS																
Z																
W																
 <p>ACIP442</p> <ul style="list-style-type: none"> -Sluitstukjes voor dubbele buitendraaiende deur -Piece d'étancheite double porte ouvrant extérieur -Turabschluss für 2 flg aussen dr. -Closer section for double open out door 	1	Set	IP014 IP025 IP048	<table border="1"> <tr><td>BR</td><td></td></tr> <tr><td>AN</td><td></td></tr> <tr><td>KL</td><td></td></tr> <tr><td>GS</td><td></td></tr> <tr><td>Z</td><td></td></tr> <tr><td>W</td><td></td></tr> </table>	BR		AN		KL		GS		Z		W	
BR																
AN																
KL																
GS																
Z																
W																
 <p>ACIP443</p> <ul style="list-style-type: none"> -Sluitstukjes voor enkele deur -Piece d'étancheite porte simple -Turabschluss für 1 flg -Closer section for single door 	1	Set	IP023 IP055	<table border="1"> <tr><td>BR</td><td></td></tr> <tr><td>AN</td><td></td></tr> <tr><td>KL</td><td></td></tr> <tr><td>GS</td><td></td></tr> <tr><td>Z</td><td></td></tr> <tr><td>W</td><td></td></tr> </table>	BR		AN		KL		GS		Z		W	
BR																
AN																
KL																
GS																
Z																
W																

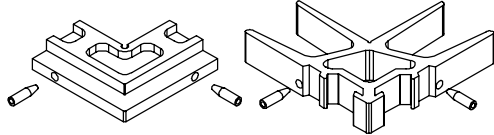

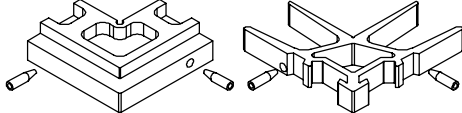

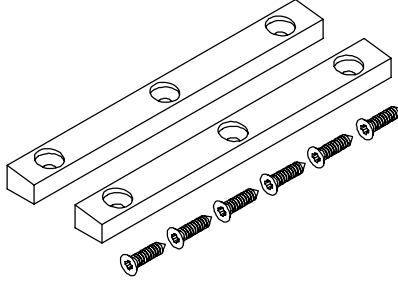


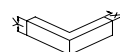
		Verp. per Emb. par Pack pr. Pack pr.	Eenheid Unité Einheit Unit	Toepassing Application Anwendung Application	Kleur Couleur Farbe Color												
	<p>ACIP450</p> <p>-Stolpeinstuk deuren -Embout maclair portes -Stulppeinstück türen -Sealing double casement doors</p>	1	set	IP047 IP048	<table border="1"> <tr><td>BR</td><td></td></tr> <tr><td>AN</td><td></td></tr> <tr><td>KL</td><td></td></tr> <tr><td>GS</td><td></td></tr> <tr><td>Z</td><td>X</td></tr> <tr><td>W</td><td>X</td></tr> </table>	BR		AN		KL		GS		Z	X	W	X
BR																	
AN																	
KL																	
GS																	
Z	X																
W	X																
 <p>X=30mm Y=14mm</p>	<p>ACIP460A</p> <p>-Pershoek voor buitenste kamer -Clame à presser pour chambre extérieure -Eckverbinder Stanzbar für aussere kammer -Clamping corner for outside chamber</p>	1 48	Stuk Pièce Stück Piece	IP014	<table border="1"> <tr><td>BR</td><td></td></tr> <tr><td>AN</td><td></td></tr> <tr><td>KL</td><td></td></tr> <tr><td>GS</td><td></td></tr> <tr><td>Z</td><td></td></tr> <tr><td>W</td><td></td></tr> </table>	BR		AN		KL		GS		Z		W	
BR																	
AN																	
KL																	
GS																	
Z																	
W																	
 <p>X=30mm Y=14mm</p>	<p>ACIP461A</p> <p>-Schroefhoek voor buitenste kamer -Clame à visser pour chambre extérieure -Eckverbinder schraubbar für aussere kammer -Square coupling joint for outside chamber</p> <p> ACVG65</p>	1 48	Stuk Pièce Stück Piece	IP014	<table border="1"> <tr><td>BR</td><td></td></tr> <tr><td>AN</td><td></td></tr> <tr><td>KL</td><td></td></tr> <tr><td>GS</td><td></td></tr> <tr><td>Z</td><td></td></tr> <tr><td>W</td><td></td></tr> </table>	BR		AN		KL		GS		Z		W	
BR																	
AN																	
KL																	
GS																	
Z																	
W																	
 <p>X=41mm Y=14mm</p>	<p>ACIP462A</p> <p>-Pershoek voor buitenste kamer -Clame à presser pour chambre extérieure -Eckverbinder Stanzbar für aussere kammer -Clamping corner for outside chamber</p>	1 48	Stuk Pièce Stück Piece	IP015	<table border="1"> <tr><td>BR</td><td></td></tr> <tr><td>AN</td><td></td></tr> <tr><td>KL</td><td></td></tr> <tr><td>GS</td><td></td></tr> <tr><td>Z</td><td></td></tr> <tr><td>W</td><td></td></tr> </table>	BR		AN		KL		GS		Z		W	
BR																	
AN																	
KL																	
GS																	
Z																	
W																	
 <p>X=41mm Y=14mm</p>	<p>ACIP463A</p> <p>-Schroefhoek voor buitenste kamer -Clame à visser pour chambre extérieure -Eckverbinder schraubbar für aussere kammer -Square coupling joint for outside chamber</p> <p> ACVG65</p>	1 48	Stuk Pièce Stück Piece	IP015	<table border="1"> <tr><td>BR</td><td></td></tr> <tr><td>AN</td><td></td></tr> <tr><td>KL</td><td></td></tr> <tr><td>GS</td><td></td></tr> <tr><td>Z</td><td></td></tr> <tr><td>W</td><td></td></tr> </table>	BR		AN		KL		GS		Z		W	
BR																	
AN																	
KL																	
GS																	
Z																	
W																	


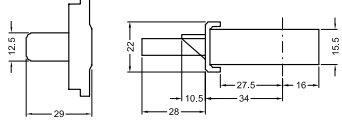
BR = BRUT - BRUT - ROH - BRUT
 AN (X) = ANODISATIE - ANODISE - ELOXIERT - ANODISED
 AN (■) = GELAKT - LAQUE - LACKIERT - LACQUERED -- RAL9006M
 KL = STANDAARDKLEUREN - COULEUR STANDARD - BASIS FARBEN - BASIC COLORS
 GS = GEMOFFELD SPECIAAL - LAQUE SPECIAL - SPECIALFARBEN - SPECIAL COLOR
 Z = ZWART - NOIR - SCHWARZ - BLACK
 W = WIT - BLANC - WEISS - WHITE

 GEREEDSCHAP - OUTILLAGE
 WERKZEUG - TOOL
 BEVESTIGING - FIXATION
 BEFESTIGUNG - FIXATION



	Verp. per Emb. par Pack pr.	Einheid Unit	Toepassing Application	Kleur Couleur												
 <p>ACIP464 -Stifthoeken -Equer. a goup. -Fernstiftbare eckwinkel -Square coupling joint</p> <p>X=41mm Y=20mm</p>  ACDV235	1 24	Stuk Pièce Stück Piece	IP024	<table border="1"> <tr><td>BR</td><td></td></tr> <tr><td>AN</td><td></td></tr> <tr><td>KL</td><td></td></tr> <tr><td>GS</td><td></td></tr> <tr><td>Z</td><td></td></tr> <tr><td>W</td><td></td></tr> </table>	BR		AN		KL		GS		Z		W	
BR																
AN																
KL																
GS																
Z																
W																
 <p>ACIP465 -Stifthoeken -Equer. a goup. -Fernstiftbare eckwinkel -Square coupling joint</p> <p>X=41mm Y=20mm</p>  ACDV235	1 24	Stuk Pièce Stück Piece	IP025	<table border="1"> <tr><td>BR</td><td></td></tr> <tr><td>AN</td><td></td></tr> <tr><td>KL</td><td></td></tr> <tr><td>GS</td><td></td></tr> <tr><td>Z</td><td></td></tr> <tr><td>W</td><td></td></tr> </table>	BR		AN		KL		GS		Z		W	
BR																
AN																
KL																
GS																
Z																
W																
 <p>ACIP512 -Anti-uithefstuk -Pièce anti-dégondage -Aushebe sperre -Lift-out security</p>	1	Stuk Pièce Stück Piece	IP011 IP023	<table border="1"> <tr><td>BR</td><td></td></tr> <tr><td>AN</td><td></td></tr> <tr><td>KL</td><td></td></tr> <tr><td>GS</td><td></td></tr> <tr><td>Z</td><td></td></tr> <tr><td>W</td><td></td></tr> </table>	BR		AN		KL		GS		Z		W	
BR																
AN																
KL																
GS																
Z																
W																



	Verp. per Emb. par Pack pr. Pack pr.	Eenheid Unité Einheit Unit	Toepassing Application Anwendung Application	Kleur Couleur Farbe Color												
 <p>ACIP515 -Inbraakvertragend 3 puntslot + slotplaat -Serrure 3 point + gache pour anti effraction -3 punkt schloss + platte für einbruchhemmend -Lock with 3 points + lock plate for burglary proof</p> 	1	Stuk Pièce Stück Piece	IP024 IP025	<table border="1"> <tr> <td>BR</td> <td></td> </tr> <tr> <td>AN</td> <td></td> </tr> <tr> <td>KL</td> <td></td> </tr> <tr> <td>GS</td> <td></td> </tr> <tr> <td>Z</td> <td></td> </tr> <tr> <td>W</td> <td></td> </tr> </table>	BR		AN		KL		GS		Z		W	
BR																
AN																
KL																
GS																
Z																
W																

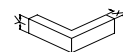
BR = BRUT - BRUT - ROH - BRUT
 AN (X) = ANODISATIE - ANODISE - ELOXIERT - ANODISED
 AN (■) = GELAKT - LAQUE - LACKIERT - LACQUERED -- RAL9006M
 KL = STANDAARDKLEUREN - COULEUR STANDARD - BASIS FARBEN - BASIC COLORS
 GS = GEMOFFELD SPECIAAL - LAQUE SPECIAL - SPECIALFARBE - SPECIAL COLOR
 Z = ZWART - NOIR - SCHWARZ - BLACK
 W = WIT - BLANC - WEISS - WHITE


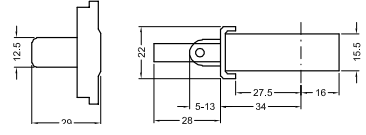


GEREEDSCHAP - OUTILLAGE
WERKZEUG - TOOL



BEVESTIGING - FIXATION
BEFESTIGUNG - FIXATION



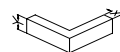
	Verp. per Emb. par Pack pr.	Eenheid Unité Einheit Unit	Toepassing Application Anwendung Application	Kleur Couleur Farbe Color												
	1	Stuk Pièce Stück Piece	IP024 IP025	<table border="1"> <tr><td>BR</td><td></td></tr> <tr><td>AN</td><td></td></tr> <tr><td>KL</td><td></td></tr> <tr><td>GS</td><td></td></tr> <tr><td>Z</td><td></td></tr> <tr><td>W</td><td></td></tr> </table>	BR		AN		KL		GS		Z		W	
BR																
AN																
KL																
GS																
Z																
W																
<p>ACIP516</p> <p>-Inbraakvertragend 3 puntrolslot + slotplaat -Serrure 3 point + gache pour anti effraction -3 punkt schloss + platte für einbruchhemmend -Lock with 3 points roll+ lock plate for burglary proof</p> 																



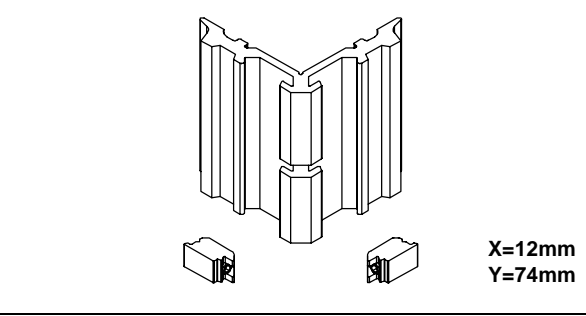
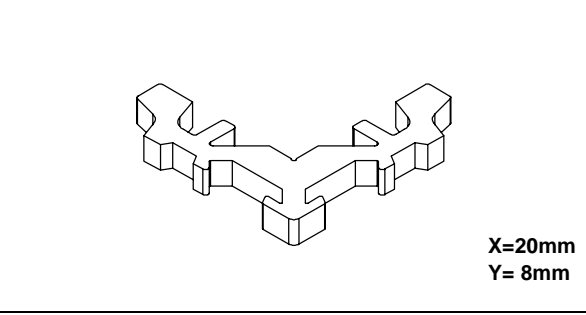

BR = BRUT - BRUT - ROH - BRUT
 AN (X) = ANODISATIE - ANODISE - ELOXIERT - ANODISED
 AN (■) = GELAKT - LAQUE - LACKIERT - LACQUERED -- RAL9006M
 KL = STANDAARDKLEUREN - COULEUR STANDARD - BASIS FARBEN - BASIC COLORS
 GS = GEMOFFELD SPECIAAL - LAQUE SPECIAL - SPECIALFARBE - SPECIAL COLOR
 Z = ZWART - NOIR - SCHWARZ - BLACK
 W = WIT - BLANC - WEISS - WHITE





GEREEDSCHAP - OUTILLAGE
 WERKZEUG - TOOL

BEVESTIGING - FIXATION
 BEFESTIGUNG - FIXATION

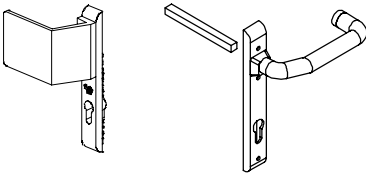


		Verp. per Emb. par Pack pr. Pack pr.	Eenheid Unité Einheit Unit	Toepassing Application Anwendung Application	Kleur Couleur Farbe Color
	ACIP517 -Cilinder inbraakwerend 40/50 -Cylindre pour anti effraction 40/50 -Zylinder für einbruchhemmend 40/50 -Cylinder for burglary proof 40/50	1	Stuk Pièce Stück Pièce	IP024 IP025	BR AN KL GS Z W
	ACIP518 -Dievenklauw -Crochet de sécurité -Stift einbruchhemmend -Pen for burglary proof	1	Stuk Pièce Stück Pièce	IP014 IP015 IP024 IP025	BR AN KL GS Z W
 X=12mm Y=74mm	ACIP519A -Schroefhoek voor buitenste kamer -Clama à visser pour chambre extérieure -Eckverbinder Schraubbar für ausseren Kam- mer -Square coupling joint for outside chamber	1	Stuk Pièce Stück Pièce	IP519	BR AN KL GS Z W
 X=20mm Y= 8mm	ACIP520A -Pershoek voor buitenste kamer -Clame a presser pour chambre extérieure -Eckverbinder stanbar für aussere kammer -Clamping corner for outside chamber	1	Stuk Pièce Stück Pièce	IP520	BR AN KL GS Z W
 X=20mm Y=32mm	ACIP520B -Pershoek voor binnenste kamer -Clame a presser pour chambre intérieure -Eckverbinder stanbar für innere kammer -Clamping corner for inside chamber	1	Stuk Pièce Stück Pièce	IP520	BR AN KL GS Z W

BR = BRUT - BRUT - ROH - BRUT
 AN (X) = ANODISATIE - ANODISE - ELOXIERT - ANODISED
 AN (■) = GELAKT - LAQUE - LACKIERT - LACQUERED -- RAL9006M
 KL = STANDAARDKLEUREN - COULEUR STANDARD - BASIS FARBEN - BASIC COLORS
 GS = GEMOFFELD SPECIAAL - LAQUE SPECIAL - SPECIALFARBE - SPECIAL COLOR
 Z = ZWART - NOIR - SCHWARZ - BLACK
 W = WIT - BLANC - WEISS - WHITE

 GEREEDSCHAP - OUTILLAGE
 WERKZEUG - TOOL
 BEVESTIGING - FIXATION
 BEFESTIGUNG - FIXATION



	Verp. per Emb. par Pack pr.	Einheit Unit	Toepassing Application Anwendung	Kleur Couleur Farbe Color												
 <p>ACIP521 -Set krukken voor inbraakvertragend slot -Set poignées anti effraction -Set griffe für einbruchhemmend -Set handles for burglary proof</p>	1	Stuk Pièce Stück Piece	IP024 IP025	<table border="1"> <tr><td>BR</td><td></td></tr> <tr><td>AN</td><td></td></tr> <tr><td>KL</td><td>X</td></tr> <tr><td>GS</td><td></td></tr> <tr><td>Z</td><td></td></tr> <tr><td>W</td><td>X</td></tr> </table>	BR		AN		KL	X	GS		Z		W	X
BR																
AN																
KL	X															
GS																
Z																
W	X															
 <p>ACIP522L -Set krukken voor inbraakvertragend slot -Set poignées anti effraction -Set griffe für einbruchhemmend -Set handles for burglary proof</p>	1	Stuk Pièce Stück Piece	IP024 IP025	<table border="1"> <tr><td>BR</td><td></td></tr> <tr><td>AN</td><td></td></tr> <tr><td>KL</td><td>X</td></tr> <tr><td>GS</td><td></td></tr> <tr><td>Z</td><td></td></tr> <tr><td>W</td><td>X</td></tr> </table>	BR		AN		KL	X	GS		Z		W	X
BR																
AN																
KL	X															
GS																
Z																
W	X															
 <p>ACIP522R -Set krukken voor inbraakvertragend slot -Set poignées anti effraction -Set griffe für einbruchhemmend -Set handles for burglary proof</p>	1	Stuk Pièce Stück Piece	IP024 IP025	<table border="1"> <tr><td>BR</td><td></td></tr> <tr><td>AN</td><td></td></tr> <tr><td>KL</td><td>X</td></tr> <tr><td>GS</td><td></td></tr> <tr><td>Z</td><td></td></tr> <tr><td>W</td><td>X</td></tr> </table>	BR		AN		KL	X	GS		Z		W	X
BR																
AN																
KL	X															
GS																
Z																
W	X															
 <p>ACIP530 -Mal voor snijden van ACIP030 45° -Gabarit de coupe pour 45° -Schablone für schneiden ACIP030 45° -Jig for cutting ACIP030 45°</p>	1	Stuk Pièce Stück Piece	ACIP030	<table border="1"> <tr><td>BR</td><td></td></tr> <tr><td>AN</td><td></td></tr> <tr><td>KL</td><td></td></tr> <tr><td>GS</td><td></td></tr> <tr><td>Z</td><td></td></tr> <tr><td>W</td><td></td></tr> </table>	BR		AN		KL		GS		Z		W	
BR																
AN																
KL																
GS																
Z																
W																
 <p>ACIP531 -Mal voor snijden van ACIP030 90° -Gabarit de coupe pour 90° -Schablone für schneiden ACIP030 90° -Jig for cutting ACIP030 90°</p>	1	Stuk Pièce Stück Piece	ACIP030	<table border="1"> <tr><td>BR</td><td></td></tr> <tr><td>AN</td><td></td></tr> <tr><td>KL</td><td></td></tr> <tr><td>GS</td><td></td></tr> <tr><td>Z</td><td></td></tr> <tr><td>W</td><td></td></tr> </table>	BR		AN		KL		GS		Z		W	
BR																
AN																
KL																
GS																
Z																
W																

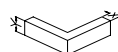
BR = BRUT - BRUT - ROH - BRUT
 AN (X) = ANODISATIE - ANODISE - ELOXIERT - ANODISED
 AN (■) = GELAKT - LAQUE - LACKIERT - LACQUERED -- RAL9006M
 KL = STANDAARDKLEUREN - COULEUR STANDARD - BASIS FARBEN - BASIC COLORS
 GS = GEMOFFELD SPECIAAL - LAQUE SPECIAL - SPECIALFARBE - SPECIAL COLOR
 Z = ZWART - NOIR - SCHWARZ - BLACK
 W = WIT - BLANC - WEISS - WHITE

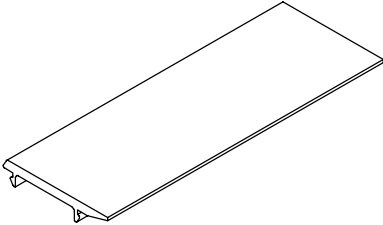

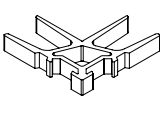


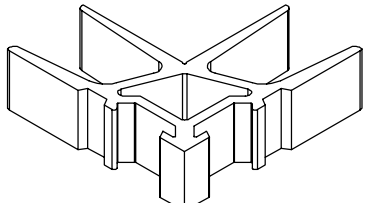


GEREEDSCHAP - OUTILLAGE
WERKZEUG - TOOL





BEVESTIGING - FIXATION
BEFESTIGUNG - FIXATION

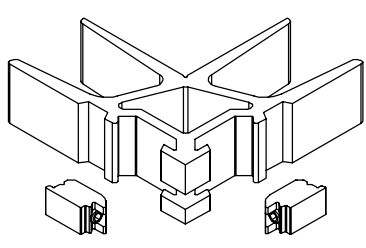

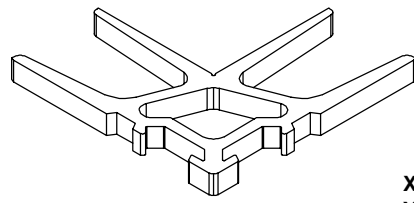
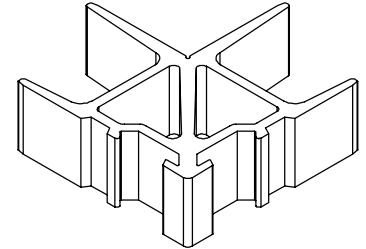
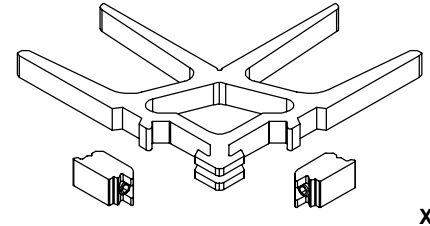

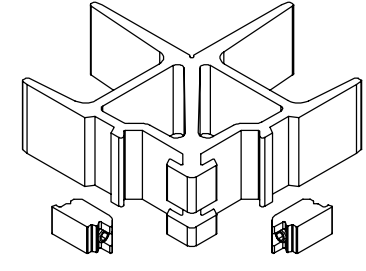



		Verp. per Emb. par Pack pr. Pack pr.	Eenheid Unité Einheit Unit	Toepassing Application Anwendung Application	Kleur Couleur Farbe Color												
	<p>ACIP557</p> <p>-Glassteun inbraakvertragende ramen -Support cale de vitrage pour anti effraction -Klotz-auflage einbruchhemend -Glazing support burglary proof</p>	1	Stuk Pièce Stück Piece	IP024 IP025	<table border="1"> <tr><td>BR</td><td></td></tr> <tr><td>AN</td><td></td></tr> <tr><td>KL</td><td></td></tr> <tr><td>GS</td><td></td></tr> <tr><td>Z</td><td></td></tr> <tr><td>W</td><td></td></tr> </table>	BR		AN		KL		GS		Z		W	
BR																	
AN																	
KL																	
GS																	
Z																	
W																	
 X=36mm Y=14mm	<p>ACIP564A</p> <p>-Pershoek voor buitenste kamer -Clame a presser pour chambre extérieure -Eckverbinder stanzbar für aussere kammer -Clamping corner for outside chamber</p>	1	Stuk Pièce Stück Piece	IP024	<table border="1"> <tr><td>BR</td><td></td></tr> <tr><td>AN</td><td></td></tr> <tr><td>KL</td><td></td></tr> <tr><td>GS</td><td></td></tr> <tr><td>Z</td><td></td></tr> <tr><td>W</td><td></td></tr> </table>	BR		AN		KL		GS		Z		W	
BR																	
AN																	
KL																	
GS																	
Z																	
W																	
 <p>voor buitenste kamer pour chambre extérieure für aussere kammer for outside chamber</p> <p>X=36mm Y=14mm</p>  <p>voor binnenste kamer pour chambre intérieure für inneres kammer for inside chamber</p> <p>X=40mm Y=20mm</p>	<p>ACIP565</p> <p>-Pershoeken -Clames a presser -Eckverbinders stanzbar -Clamping corners</p>	1	Stuk Pièce Stück Piece	IP025	<table border="1"> <tr><td>BR</td><td></td></tr> <tr><td>AN</td><td></td></tr> <tr><td>KL</td><td></td></tr> <tr><td>GS</td><td></td></tr> <tr><td>Z</td><td></td></tr> <tr><td>W</td><td></td></tr> </table>	BR		AN		KL		GS		Z		W	
BR																	
AN																	
KL																	
GS																	
Z																	
W																	
 X=40mm Y=20mm	<p>ACIP565B</p> <p>-Pershoek binnenste kamer -Clame a presser pour chambre intérieure -Eckverbinder stanzbar für innere kammer -Clamping corner for inside chamber</p>	1	Stuk Pièce Stück Piece	IP025	<table border="1"> <tr><td>BR</td><td></td></tr> <tr><td>AN</td><td></td></tr> <tr><td>KL</td><td></td></tr> <tr><td>GS</td><td></td></tr> <tr><td>Z</td><td></td></tr> <tr><td>W</td><td></td></tr> </table>	BR		AN		KL		GS		Z		W	
BR																	
AN																	
KL																	
GS																	
Z																	
W																	
 X=36mm Y=24mm	<p>ACIP610A</p> <p>-Pershoek buitenste kamer -Clame a presser pour chambre extérieure -Eckverbinder stanzbar für aussere kammer -Clamping corner for outside chamber</p>	1	Stuk Pièce Stück Piece	IP218 IP610	<table border="1"> <tr><td>BR</td><td></td></tr> <tr><td>AN</td><td></td></tr> <tr><td>KL</td><td></td></tr> <tr><td>GS</td><td></td></tr> <tr><td>Z</td><td></td></tr> <tr><td>W</td><td></td></tr> </table>	BR		AN		KL		GS		Z		W	
BR																	
AN																	
KL																	
GS																	
Z																	
W																	

BR = BRUT - BRUT - ROH - BRUT
 AN (X) = ANODISATIE - ANODISE - ELOXIERT - ANODISED
 AN (■) = GELAKT - LAQUE - LACKIERT - LACQUERED -- RAL9006M
 KL = STANDAARDKLEUREN - COULEUR STANDARD - BASIS FARBEN - BASIC COLORS
 GS = GEMOFFELD SPECIAAL - LAQUE SPECIAL - SPECIALFARBE - SPECIAL COLOR
 Z = ZWART - NOIR - SCHWARZ - BLACK
 W = WIT - BLANC - WEISS - WHITE

 GEREEDSCHAP - OUTILLAGE
 WERKZEUG - TOOL
 BEVESTIGING - FIXATION
 BEFESTIGUNG - FIXATION



	Verp. per Emb. par Pack pr. Pack pr.	Einheit Unit	Toepassing Application Anwendung Application	Kleur Couleur Farbe Color												
 <p>ACIP611A</p> <ul style="list-style-type: none"> -Schroefhoek buitenste kamer -Clame a visser pour chambre extérieure -Eckverbinder schraubbar für aussere kammer -Square coupling joint for outside chamber <p>X=36mm Y=24mm</p>  <p>ACVG66</p>	1	Stuk Pièce Stück Piece	IP218 IP610	<table border="1"> <tr><td>BR</td><td></td></tr> <tr><td>AN</td><td></td></tr> <tr><td>KL</td><td></td></tr> <tr><td>GS</td><td></td></tr> <tr><td>Z</td><td></td></tr> <tr><td>W</td><td></td></tr> </table>	BR		AN		KL		GS		Z		W	
BR																
AN																
KL																
GS																
Z																
W																
 <p>ACIP612A</p> <ul style="list-style-type: none"> -Pershoek buitenste kamer -Clame a presser pour chambre extérieure -Eckverbinder stanbar für aussere kammer -Clamping corner for outside chamber <p>X=41mm Y=9mm</p>	1	Stuk Pièce Stück Piece	IP623	<table border="1"> <tr><td>BR</td><td></td></tr> <tr><td>AN</td><td></td></tr> <tr><td>KL</td><td></td></tr> <tr><td>GS</td><td></td></tr> <tr><td>Z</td><td></td></tr> <tr><td>W</td><td></td></tr> </table>	BR		AN		KL		GS		Z		W	
BR																
AN																
KL																
GS																
Z																
W																
 <p>ACIP612B</p> <ul style="list-style-type: none"> -Pershoek binnenste kamer -Clame a presser pour chambre intérieure -Eckverbinder stanbar für innere kammer -Clamping corner for inside chamber <p>X=50mm Y=28mm</p>	1	Stuk Pièce Stück Piece	IP220 IP623	<table border="1"> <tr><td>BR</td><td></td></tr> <tr><td>AN</td><td></td></tr> <tr><td>KL</td><td></td></tr> <tr><td>GS</td><td></td></tr> <tr><td>Z</td><td></td></tr> <tr><td>W</td><td></td></tr> </table>	BR		AN		KL		GS		Z		W	
BR																
AN																
KL																
GS																
Z																
W																
 <p>ACIP613A</p> <ul style="list-style-type: none"> -Schroefhoek buitenste kamer -Clame a visser pour chambre extérieure -Eckverbinder schraubbar für aussere kammer -Square coupling joint for outside chamber <p>X=41mm Y=9mm</p>  <p>ACVG65</p>	1	Stuk Pièce Stück Piece	IP623	<table border="1"> <tr><td>BR</td><td></td></tr> <tr><td>AN</td><td></td></tr> <tr><td>KL</td><td></td></tr> <tr><td>GS</td><td></td></tr> <tr><td>Z</td><td></td></tr> <tr><td>W</td><td></td></tr> </table>	BR		AN		KL		GS		Z		W	
BR																
AN																
KL																
GS																
Z																
W																
 <p>ACIP613B</p> <ul style="list-style-type: none"> -Schroefhoek binnenste kamer -Clame a visser pour chambre intérieure -Eckverbinder schraubbar für innere kammer -Square coupling joint for inside chamber <p>X=50mm Y=28mm</p>  <p>ACVG66</p>	1	Stuk Pièce Stück Piece	IP220 IP623	<table border="1"> <tr><td>BR</td><td></td></tr> <tr><td>AN</td><td></td></tr> <tr><td>KL</td><td></td></tr> <tr><td>GS</td><td></td></tr> <tr><td>Z</td><td></td></tr> <tr><td>W</td><td></td></tr> </table>	BR		AN		KL		GS		Z		W	
BR																
AN																
KL																
GS																
Z																
W																

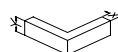
BR = BRUT - BRUT - ROH - BRUT
 AN (X) = ANODISATIE - ANODISE - ELOXIERT - ANODISED
 AN (■) = GELAKT - LAQUE - LACKIERT - LACQUERED -- RAL9006M
 KL = STANDAARDKLEUREN - COULEUR STANDARD - BASIS FARBEN - BASIC COLORS
 GS = GEMOFFELD SPECIAAL - LAQUE SPECIAL - SPECIALFARBE - SPECIAL COLOR
 Z = ZWART - NOIR - SCHWARZ - BLACK
 W = WIT - BLANC - WEISS - WHITE

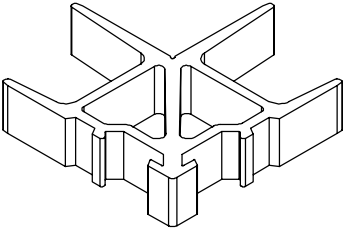
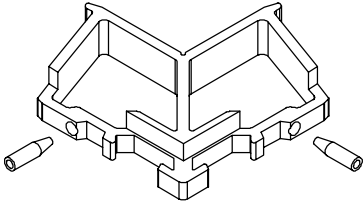



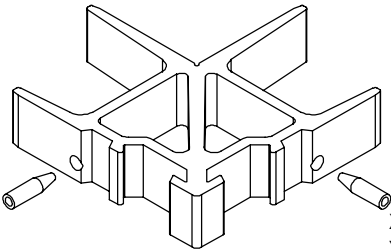

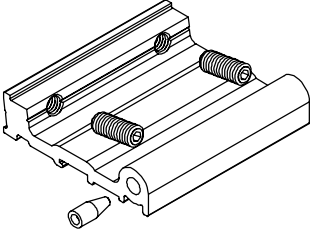



GEREEDSCHAP - OUTILLAGE
 WERKZEUG - TOOL





BEVESTIGING - FIXATION
 BEFESTIGUNG - FIXATION

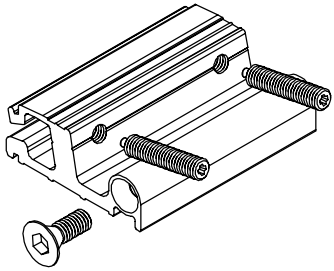


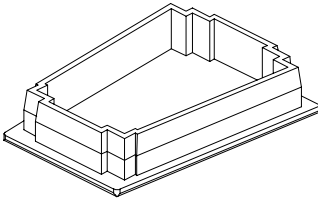


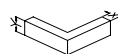
		Verp. per Emb. par Pack pr. Pack pr.	Eenheid Unité Einheit Unit	Toepassing Application Anwendung Application	Kleur Couleur Farbe Color												
 <p>ACIP614B -Pershoek binnenste kamer -Clame a presser pour chambre intérieure -Eckverbinder stanzbar für innere kammer -Clamping corner for inside chamber</p> <p>X=50mm Y=20mm</p>		1	Stuk Pièce Stück Pièce	IP013 IP624	<table border="1"> <tr><td>BR</td><td></td></tr> <tr><td>AN</td><td></td></tr> <tr><td>KL</td><td></td></tr> <tr><td>GS</td><td></td></tr> <tr><td>Z</td><td></td></tr> <tr><td>W</td><td></td></tr> </table>	BR		AN		KL		GS		Z		W	
BR																	
AN																	
KL																	
GS																	
Z																	
W																	
 <p>ACIP615A -Stifthoek buitenste kamer -Equerre à goupiller pour chambre extérieure -Verstiftbare eckwinkel für aussere kammer -Corner bracket with pin for outside chamber</p> <p>X=46mm Y=14mm</p> <p> ACDV235</p>		1	Stuk Pièce Stück Pièce	IP624	<table border="1"> <tr><td>BR</td><td></td></tr> <tr><td>AN</td><td></td></tr> <tr><td>KL</td><td></td></tr> <tr><td>GS</td><td></td></tr> <tr><td>Z</td><td></td></tr> <tr><td>W</td><td></td></tr> </table>	BR		AN		KL		GS		Z		W	
BR																	
AN																	
KL																	
GS																	
Z																	
W																	
 <p>ACIP615B -Schroefhoek binnenste kamer -Clame a visser pour chambre intérieure -Eckverbinder schraubbar für innere kammer -Square coupling joint for inside chamber</p> <p>X=50mm Y=20mm</p> <p> ACVG66</p>		1	Stuk Pièce Stück Pièce	IP013 IP624	<table border="1"> <tr><td>BR</td><td></td></tr> <tr><td>AN</td><td></td></tr> <tr><td>KL</td><td></td></tr> <tr><td>GS</td><td></td></tr> <tr><td>Z</td><td></td></tr> <tr><td>W</td><td></td></tr> </table>	BR		AN		KL		GS		Z		W	
BR																	
AN																	
KL																	
GS																	
Z																	
W																	
 <p>ACIP616B -Stifthoek voor binnenste kamer -Equerre à goupiller pour chambre intérieure -Verstiftbare Eckwinkel für innere kammer -Corner bracket with pin for inside chamber</p> <p>X=50mm Y=20mm</p> <p> ACDV235</p>		1	Stuk Pièce Stück Pièce	IP624	<table border="1"> <tr><td>BR</td><td></td></tr> <tr><td>AN</td><td></td></tr> <tr><td>KL</td><td></td></tr> <tr><td>GS</td><td></td></tr> <tr><td>Z</td><td></td></tr> <tr><td>W</td><td></td></tr> </table>	BR		AN		KL		GS		Z		W	
BR																	
AN																	
KL																	
GS																	
Z																	
W																	
 <p>ACIP620A -T-verbinding voor buitenste kamer -Assemblage-T pour chambre extérieure -T-verbinder für aussere kammer -Connecting bracket for outside chamber</p> <p>X=60mm Y=12mm</p> <p> ACVG65 ACVG66</p>		1	Stuk Pièce Stück Pièce	IP627	<table border="1"> <tr><td>BR</td><td></td></tr> <tr><td>AN</td><td></td></tr> <tr><td>KL</td><td></td></tr> <tr><td>GS</td><td></td></tr> <tr><td>Z</td><td></td></tr> <tr><td>W</td><td></td></tr> </table>	BR		AN		KL		GS		Z		W	
BR																	
AN																	
KL																	
GS																	
Z																	
W																	


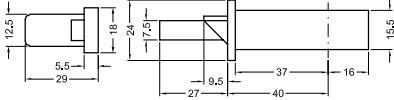
BR = BRUT - BRUT - ROH - BRUT
 AN (X) = ANODISATIE - ANODISE - ELOXIERT - ANODISED
 AN (■) = GELAKT - LAQUE - LACKIERT - LACQUERED -- RAL9006M
 KL = STANDAARDKLEUREN - COULEUR STANDARD - BASIS FARBEN - BASIC COLORS
 GS = GEMOFFELD SPECIAAL - LAQUE SPECIAL - SPECIALFARBE - SPECIAL COLOR
 Z = ZWART - NOIR - SCHWARZ - BLACK
 W = WIT - BLANC - WEISS - WHITE

 GEREEDSCHAP - OUTILLAGE
 WERKZEUG - TOOL
 BEVESTIGING - FIXATION
 BEFESTIGUNG - FIXATION





	Verp. per Emb. par Pack pr.	Einheid Unit	Toepassing Application	Kleur Couleur												
 <p>ACIP620B -T-verbinding voor binnenste kamer -Assemblage-T pour chambre intérieure -T-verbinder für innere kammer -Connecting bracket for inside chamber</p> <p>X=66mm Y=20mm</p> <p> ACVL150 ACVG66</p>	1	Stuk Pièce Stück Piece	IP627	<table border="1"> <tr><td>BR</td><td></td></tr> <tr><td>AN</td><td></td></tr> <tr><td>KL</td><td></td></tr> <tr><td>GS</td><td></td></tr> <tr><td>Z</td><td></td></tr> <tr><td>W</td><td></td></tr> </table>	BR		AN		KL		GS		Z		W	
BR																
AN																
KL																
GS																
Z																
W																
 <p>ACIP635 -Dop voor IP035 -Bouchon pour IP035 -Kappe für IP035 -Cap for IP035</p>	1 100	Stuk Pièce Stück Piece	IP035	<table border="1"> <tr><td>BR</td><td></td></tr> <tr><td>AN</td><td></td></tr> <tr><td>KL</td><td></td></tr> <tr><td>GS</td><td></td></tr> <tr><td>Z</td><td>X</td></tr> <tr><td>W</td><td>X</td></tr> </table>	BR		AN		KL		GS		Z	X	W	X
BR																
AN																
KL																
GS																
Z	X															
W	X															
 <p>ACIP636 -Dop voor IP036 -Bouchon pour IP036 -Kappe für IP036 -Cap for IP036</p>	1 100	Stuk Pièce Stück Piece	IP036	<table border="1"> <tr><td>BR</td><td></td></tr> <tr><td>AN</td><td></td></tr> <tr><td>KL</td><td></td></tr> <tr><td>GS</td><td></td></tr> <tr><td>Z</td><td>X</td></tr> <tr><td>W</td><td>X</td></tr> </table>	BR		AN		KL		GS		Z	X	W	X
BR																
AN																
KL																
GS																
Z	X															
W	X															
<p>ACIP640 -Veiligheidsslot met pen -Serrure de sécurité à pêne -Sicherheitsschloss mit Falle -Security lock with pen</p>	1	Stuk Pièce Stück Piece	IP623	<table border="1"> <tr><td>BR</td><td></td></tr> <tr><td>AN</td><td></td></tr> <tr><td>KL</td><td></td></tr> <tr><td>GS</td><td></td></tr> <tr><td>Z</td><td></td></tr> <tr><td>W</td><td></td></tr> </table>	BR		AN		KL		GS		Z		W	
BR																
AN																
KL																
GS																
Z																
W																

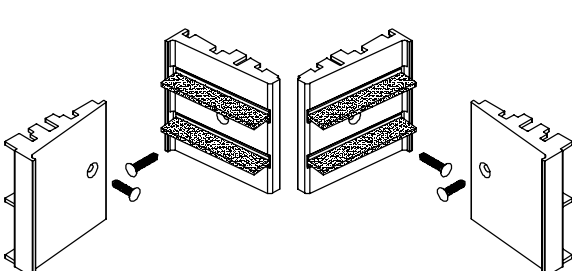






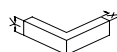
	Verp. per Emb. par Pack pr. Pack pr.	Eenheid Unité Einheit Unit	Toepassing Application Anwendung Application	Kleur Couleur Farbe Color												
 <p>ACIP642 -3 puntslot met dagschieter -Serrure 3 point avec pève lancant -3 Punkt Schloss mit Falle -Lock with 3 points</p> 	1	Stuk Pièce Stück Pièce	IP623	<table border="1"> <tr> <td>BR</td> <td><input type="checkbox"/></td> </tr> <tr> <td>AN</td> <td><input type="checkbox"/></td> </tr> <tr> <td>KL</td> <td><input type="checkbox"/></td> </tr> <tr> <td>GS</td> <td><input type="checkbox"/></td> </tr> <tr> <td>Z</td> <td><input type="checkbox"/></td> </tr> <tr> <td>W</td> <td><input type="checkbox"/></td> </tr> </table>	BR	<input type="checkbox"/>	AN	<input type="checkbox"/>	KL	<input type="checkbox"/>	GS	<input type="checkbox"/>	Z	<input type="checkbox"/>	W	<input type="checkbox"/>
BR	<input type="checkbox"/>															
AN	<input type="checkbox"/>															
KL	<input type="checkbox"/>															
GS	<input type="checkbox"/>															
Z	<input type="checkbox"/>															
W	<input type="checkbox"/>															






BR = BRUT - BRUT - ROH - BRUT
 AN (X) = ANODISATIE - ANODISE - ELOXIERT - ANODISED
 AN (■) = GELAKT - LAQUE - LACKIERT - LACQUERED -- RAL9006M
 KL = STANDAARDKLEUREN - COULEUR STANDARD - BASIS FARBEN - BASIC COLORS
 GS = GEMOFFELD SPECIAAL - LAQUE SPECIAL - SPECIALFARBE - SPECIAL COLOR
 Z = ZWART - NOIR - SCHWARZ - BLACK
 W = WIT - BLANC - WEISS - WHITE

 GEREEDSCHAP - OUTILLAGE
 WERKZEUG - TOOL
 BEVESTIGING - FIXATION
 BEFESTIGUNG - FIXATION



	Verp. per Emb. par Pack pr.	Einheid Unit	Toepassing Application	Kleur Couleur												
 <p>ACIP643</p> <ul style="list-style-type: none"> -Sluitstukjes voor enkele deur -Pièce d'étanchéité pour porte simple -Türabschluss für 1 Flügel -Closer section for single door 	1	Set	IP623	<table border="1"> <tr><td>BR</td><td></td></tr> <tr><td>AN</td><td></td></tr> <tr><td>KL</td><td></td></tr> <tr><td>GS</td><td></td></tr> <tr><td>Z</td><td></td></tr> <tr><td>W</td><td></td></tr> </table>	BR		AN		KL		GS		Z		W	
BR																
AN																
KL																
GS																
Z																
W																
 <p>ACIP646</p> <ul style="list-style-type: none"> -Automatische tochttafluiser 710mm -Joint bas de porte automatique 710mm -Automatische Türdichtung 710mm -Self operating threshold 710mm 	1	Stuk Pièce Stück Piece	IP671	<table border="1"> <tr><td>BR</td><td></td></tr> <tr><td>AN</td><td></td></tr> <tr><td>KL</td><td></td></tr> <tr><td>GS</td><td></td></tr> <tr><td>Z</td><td></td></tr> <tr><td>W</td><td></td></tr> </table>	BR		AN		KL		GS		Z		W	
BR																
AN																
KL																
GS																
Z																
W																
 <p>ACIP646S</p> <ul style="list-style-type: none"> -Automatische tochttafluiser 710mm, bediening 1 zijde -Joint bas de porte automatique 710mm, manoeuvre à 1 côté -Automatische Türdichtung 710mm, Bedienung an 1 Seite -Self operating threshold 710mm, manoevre on 1 side 	1	Stuk Pièce Stück Piece	IP671	<table border="1"> <tr><td>BR</td><td></td></tr> <tr><td>AN</td><td></td></tr> <tr><td>KL</td><td></td></tr> <tr><td>GS</td><td></td></tr> <tr><td>Z</td><td></td></tr> <tr><td>W</td><td></td></tr> </table>	BR		AN		KL		GS		Z		W	
BR																
AN																
KL																
GS																
Z																
W																
 <p>ACIP647</p> <ul style="list-style-type: none"> -Automatische tochttafluiser 835mm -Joint bas de porte automatique 835mm -Automatische Türdichtung 835mm -Self operating threshold 835mm 	1	Stuk Pièce Stück Piece	IP671	<table border="1"> <tr><td>BR</td><td></td></tr> <tr><td>AN</td><td></td></tr> <tr><td>KL</td><td></td></tr> <tr><td>GS</td><td></td></tr> <tr><td>Z</td><td></td></tr> <tr><td>W</td><td></td></tr> </table>	BR		AN		KL		GS		Z		W	
BR																
AN																
KL																
GS																
Z																
W																
 <p>ACIP647S</p> <ul style="list-style-type: none"> -Automatische tochttafluiser 835mm, bediening 1 zijde -Joint bas de porte automatique 835mm, manoeuvre à 1 côté -Automatische Türdichtung 835mm, Bedienung an 1 Seite -Self operating threshold 835mm, manoevre on 1 side 	1	Stuk Pièce Stück Piece	IP671	<table border="1"> <tr><td>BR</td><td></td></tr> <tr><td>AN</td><td></td></tr> <tr><td>KL</td><td></td></tr> <tr><td>GS</td><td></td></tr> <tr><td>Z</td><td></td></tr> <tr><td>W</td><td></td></tr> </table>	BR		AN		KL		GS		Z		W	
BR																
AN																
KL																
GS																
Z																
W																



	Verp. per Emb. par Pack pr. Pack pr.	Eenheid Unité Einheit Unit	Toepassing Application Anwendung Application	Kleur Couleur Farbe Color												
	1	Stuk Pièce Stück Pièce	IP671	<table border="1"> <tr><td>BR</td><td></td></tr> <tr><td>AN</td><td></td></tr> <tr><td>KL</td><td></td></tr> <tr><td>GS</td><td></td></tr> <tr><td>Z</td><td></td></tr> <tr><td>W</td><td></td></tr> </table>	BR		AN		KL		GS		Z		W	
BR																
AN																
KL																
GS																
Z																
W																
	1	Stuk Pièce Stück Pièce	IP671	<table border="1"> <tr><td>BR</td><td></td></tr> <tr><td>AN</td><td></td></tr> <tr><td>KL</td><td></td></tr> <tr><td>GS</td><td></td></tr> <tr><td>Z</td><td></td></tr> <tr><td>W</td><td></td></tr> </table>	BR		AN		KL		GS		Z		W	
BR																
AN																
KL																
GS																
Z																
W																
	1	Stuk Pièce Stück Pièce	IP671	<table border="1"> <tr><td>BR</td><td></td></tr> <tr><td>AN</td><td></td></tr> <tr><td>KL</td><td></td></tr> <tr><td>GS</td><td></td></tr> <tr><td>Z</td><td></td></tr> <tr><td>W</td><td></td></tr> </table>	BR		AN		KL		GS		Z		W	
BR																
AN																
KL																
GS																
Z																
W																
	1	Stuk Pièce Stück Pièce	IP671	<table border="1"> <tr><td>BR</td><td></td></tr> <tr><td>AN</td><td></td></tr> <tr><td>KL</td><td></td></tr> <tr><td>GS</td><td></td></tr> <tr><td>Z</td><td></td></tr> <tr><td>W</td><td></td></tr> </table>	BR		AN		KL		GS		Z		W	
BR																
AN																
KL																
GS																
Z																
W																
	1	Stuk Pièce Stück Pièce	IP671	<table border="1"> <tr><td>BR</td><td></td></tr> <tr><td>AN</td><td></td></tr> <tr><td>KL</td><td></td></tr> <tr><td>GS</td><td></td></tr> <tr><td>Z</td><td></td></tr> <tr><td>W</td><td></td></tr> </table>	BR		AN		KL		GS		Z		W	
BR																
AN																
KL																
GS																
Z																
W																

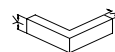
BR = BRUT - BRUT - ROH - BRUT
AN (X) = ANODISATIE - ANODISE - ELOXIERT - ANODISED
AN (■) = GELAKT - LAQUE - LACKIERT - LACQUERED -- RAL9006M
KL = STANDAARDKLEUREN - COULEUR STANDARD - BASIS FARBEN - BASIC COLORS
GS = GEMOFFELD SPECIAAL - LAQUE SPECIAL - SPECIALFARBE - SPECIAL COLOR
Z = ZWART - NOIR - SCHWARZ - BLACK
W = WIT - BLANC - WEISS - WHITE





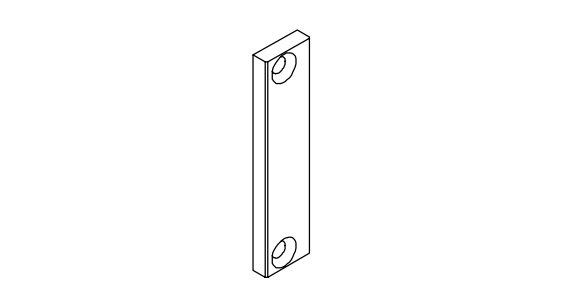


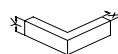
GEREEDSCHAP - OUTILLAGE
WERKZEUG - TOOL

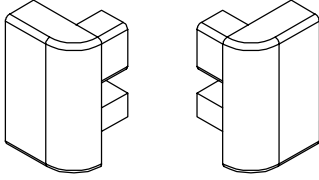
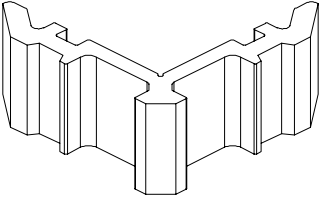
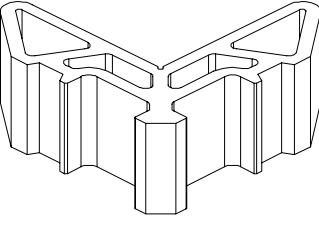
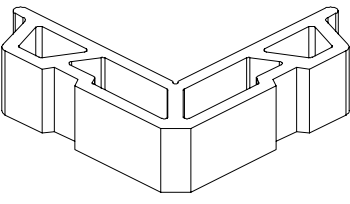
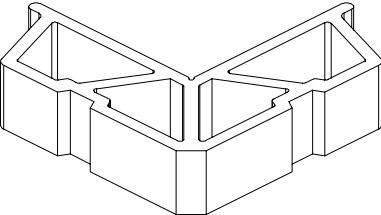


BEVESTIGING - FIXATION
BEFESTIGUNG - FIXATION



	Verp. per Emb. par Pack pr.	Einheid Unité Einheit Unit	Toepassing Application Anwendung Application	Kleur Couleur Farbe Color												
 <p>ACIP651 -Oploepdichting 835mm -Joint bas de porte 835mm -Auflaufdichtung 835mm -Threshold 835mm</p>	1	Stuk Pièce Stück Piece	IP671	<table border="1"> <tr><td>BR</td><td></td></tr> <tr><td>AN</td><td></td></tr> <tr><td>KL</td><td></td></tr> <tr><td>GS</td><td></td></tr> <tr><td>Z</td><td></td></tr> <tr><td>W</td><td></td></tr> </table>	BR		AN		KL		GS		Z		W	
BR																
AN																
KL																
GS																
Z																
W																
 <p>ACIP652 -Oploepdichting 960mm -Joint bas de porte 960mm -Auflaufdichtung 960mm -Threshold 960mm</p>	1	Stuk Pièce Stück Piece	IP671	<table border="1"> <tr><td>BR</td><td></td></tr> <tr><td>AN</td><td></td></tr> <tr><td>KL</td><td></td></tr> <tr><td>GS</td><td></td></tr> <tr><td>Z</td><td></td></tr> <tr><td>W</td><td></td></tr> </table>	BR		AN		KL		GS		Z		W	
BR																
AN																
KL																
GS																
Z																
W																
 <p>ACIP653 -Oploepdichting 1085mm -Joint bas de porte 1085mm -Auflaufdichtung 1085mm -Threshold 1085mm</p>	1	Stuk Pièce Stück Piece	IP671	<table border="1"> <tr><td>BR</td><td></td></tr> <tr><td>AN</td><td></td></tr> <tr><td>KL</td><td></td></tr> <tr><td>GS</td><td></td></tr> <tr><td>Z</td><td></td></tr> <tr><td>W</td><td></td></tr> </table>	BR		AN		KL		GS		Z		W	
BR																
AN																
KL																
GS																
Z																
W																
 <p>ACIP656 -Rubber -Joint -Abdichtungsgummi -Gasket</p>	100	m	IP656	<table border="1"> <tr><td>BR</td><td></td></tr> <tr><td>AN</td><td></td></tr> <tr><td>KL</td><td></td></tr> <tr><td>GS</td><td></td></tr> <tr><td>Z</td><td></td></tr> <tr><td>W</td><td></td></tr> </table>	BR		AN		KL		GS		Z		W	
BR																
AN																
KL																
GS																
Z																
W																
 <p>ACIP658 -Uitvulstuk -Pièce de remolissage -Ausfüllstück -Filler</p>	1	Stuk Pièce Stück Piece	IP656 + ACVL415	<table border="1"> <tr><td>BR</td><td></td></tr> <tr><td>AN</td><td></td></tr> <tr><td>KL</td><td></td></tr> <tr><td>GS</td><td></td></tr> <tr><td>Z</td><td></td></tr> <tr><td>W</td><td></td></tr> </table>	BR		AN		KL		GS		Z		W	
BR																
AN																
KL																
GS																
Z																
W																



		Verp. per Emb. par Pack pr. Pack pr.	Eenheid Unité Einheit Unit	Toepassing Application Anwendung Application	Kleur Couleur Farbe Color												
	ACIP670 -Eindstuk -Embout -Abdichtung -Sealing	1	Set	IP670	<table border="1"> <tr><td>BR</td><td></td></tr> <tr><td>AN</td><td></td></tr> <tr><td>KL</td><td></td></tr> <tr><td>GS</td><td></td></tr> <tr><td>Z</td><td>X</td></tr> <tr><td>W</td><td>X</td></tr> </table>	BR		AN		KL		GS		Z	X	W	X
BR																	
AN																	
KL																	
GS																	
Z	X																
W	X																
 X=14mm Y=28mm	ACIP710 -Pershoek voor IP720 -Clame à presser pour IP720 -Eckverbinder stanbaar für IP720 -Clamping corner for IP720	1	Stuk Pièce Stück Pièce	IP720	<table border="1"> <tr><td>BR</td><td></td></tr> <tr><td>AN</td><td></td></tr> <tr><td>KL</td><td></td></tr> <tr><td>GS</td><td></td></tr> <tr><td>Z</td><td></td></tr> <tr><td>W</td><td></td></tr> </table>	BR		AN		KL		GS		Z		W	
BR																	
AN																	
KL																	
GS																	
Z																	
W																	
 X=24mm Y=28mm	ACIP711 -Pershoek voor IP721 -Clame à presser pour IP721 -Eckverbinder stanbaar für IP721 -Clamping corner for IP721	1	Stuk Pièce Stück Pièce	IP721	<table border="1"> <tr><td>BR</td><td></td></tr> <tr><td>AN</td><td></td></tr> <tr><td>KL</td><td></td></tr> <tr><td>GS</td><td></td></tr> <tr><td>Z</td><td></td></tr> <tr><td>W</td><td></td></tr> </table>	BR		AN		KL		GS		Z		W	
BR																	
AN																	
KL																	
GS																	
Z																	
W																	
 X=20mm Y=20mm	ACIP712 -Pershoek voor IP010 -Clame à presser pour IP010 -Eckverbinder stanbaar für IP010 -Clamping corner for IP010	1	Stuk Pièce Stück Pièce	IP010	<table border="1"> <tr><td>BR</td><td></td></tr> <tr><td>AN</td><td></td></tr> <tr><td>KL</td><td></td></tr> <tr><td>GS</td><td></td></tr> <tr><td>Z</td><td></td></tr> <tr><td>W</td><td></td></tr> </table>	BR		AN		KL		GS		Z		W	
BR																	
AN																	
KL																	
GS																	
Z																	
W																	
 X=30mm Y=20mm	ACIP713 -Pershoek voor IP011 -Clame à presser pour IP011 -Eckverbinder stanbaar für IP011 -Clamping corner for IP011	1	Stuk Pièce Stück Pièce	IP011	<table border="1"> <tr><td>BR</td><td></td></tr> <tr><td>AN</td><td></td></tr> <tr><td>KL</td><td></td></tr> <tr><td>GS</td><td></td></tr> <tr><td>Z</td><td></td></tr> <tr><td>W</td><td></td></tr> </table>	BR		AN		KL		GS		Z		W	
BR																	
AN																	
KL																	
GS																	
Z																	
W																	

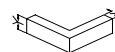
BR = BRUT - BRUT - ROH - BRUT
AN (X) = ANODISATIE - ANODISE - ELOXIERT - ANODISED
AN (■) = GELAKT - LAQUE - LACKIERT - LACQUERED -- RAL9006M
KL = STANDAARDKLEUREN - COULEUR STANDARD - BASIS FARBEN - BASIC COLORS
GS = GEMOFFELD SPECIAAL - LAQUE SPECIAL - SPECIALFARBE - SPECIAL COLOR
Z = ZWART - NOIR - SCHWARZ - BLACK
W = WIT - BLANC - WEISS - WHITE


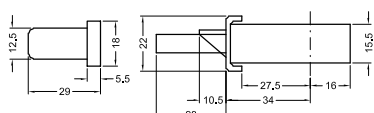

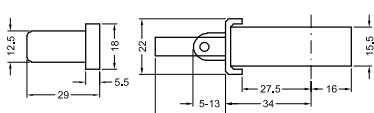
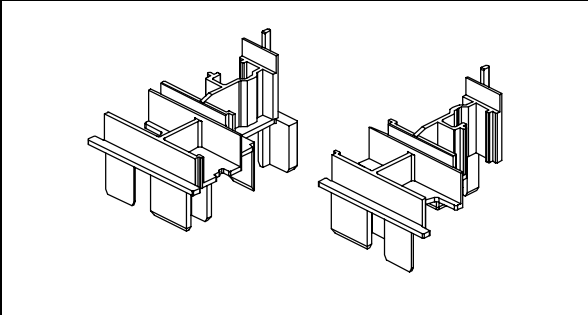
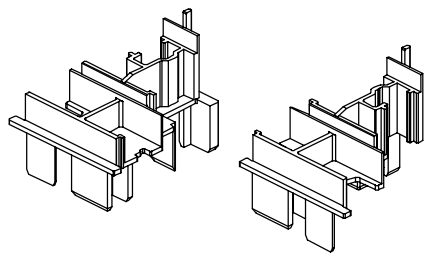




GEREEDSCHAP - OUTILLAGE
WERKZEUG - TOOL


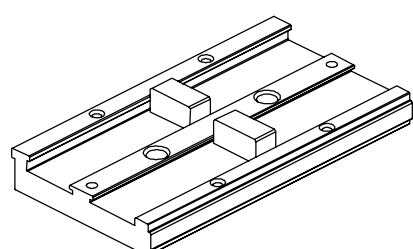
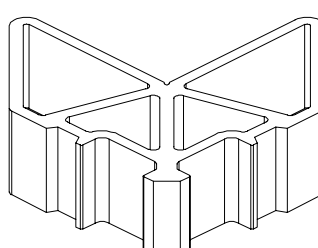

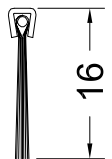


BEVESTIGING - FIXATION
BEFESTIGUNG - FIXATION



		Verp. per Emb. par Pack pr.	Einheid Unité Einheit Unit	Toepassing Application Anwendung Application	Kleur Couleur Farbe Color												
	<p>ACIP720</p> <ul style="list-style-type: none"> -Veiligheidsslot met pen -Serrure de sécurité a pene -Sicherheitsschlosse mit falle -Security lock with pen 	1	Stuk Pièce Stück Pièce	IP014 IP015 IP024 IP025	<table border="1"> <tr><td>BR</td><td></td></tr> <tr><td>AN</td><td></td></tr> <tr><td>KL</td><td></td></tr> <tr><td>GS</td><td></td></tr> <tr><td>Z</td><td></td></tr> <tr><td>W</td><td></td></tr> </table>	BR		AN		KL		GS		Z		W	
BR																	
AN																	
KL																	
GS																	
Z																	
W																	
	<p>ACIP721</p> <ul style="list-style-type: none"> -1 puntslot met rol -Serrure 1 point avec rouleau -Einstech schlosse mit rolle -Lock with roll 	1	Stuk Pièce Stück Pièce	IP014 IP015 IP024 IP025	<table border="1"> <tr><td>BR</td><td></td></tr> <tr><td>AN</td><td></td></tr> <tr><td>KL</td><td></td></tr> <tr><td>GS</td><td></td></tr> <tr><td>Z</td><td></td></tr> <tr><td>W</td><td></td></tr> </table>	BR		AN		KL		GS		Z		W	
BR																	
AN																	
KL																	
GS																	
Z																	
W																	
	<p>ACIP754</p> <ul style="list-style-type: none"> -Stolpeindstuk -Embout mauclair -Stülpendstück -Sealing double casement 	1	Set	IP740	<table border="1"> <tr><td>BR</td><td></td></tr> <tr><td>AN</td><td></td></tr> <tr><td>KL</td><td></td></tr> <tr><td>GS</td><td></td></tr> <tr><td>Z</td><td>X</td></tr> <tr><td>W</td><td>X</td></tr> </table>	BR		AN		KL		GS		Z	X	W	X
BR																	
AN																	
KL																	
GS																	
Z	X																
W	X																
	<p>ACIP905</p> <ul style="list-style-type: none"> -Boormaal voor ACIP116-ACIP117 -Gabarit de perçage pour ACIP116-ACIP117 -Bohrschablone für ACIP116-ACIP117 -Boring jig for ACIP116-ACIP117 	1	Stuk Pièce Stück Pièce	ACIP116 ACIP117	<table border="1"> <tr><td>BR</td><td></td></tr> <tr><td>AN</td><td></td></tr> <tr><td>KL</td><td></td></tr> <tr><td>GS</td><td></td></tr> <tr><td>Z</td><td></td></tr> <tr><td>W</td><td></td></tr> </table>	BR		AN		KL		GS		Z		W	
BR																	
AN																	
KL																	
GS																	
Z																	
W																	
	<p>ACIP906</p> <ul style="list-style-type: none"> -Boormaal voor ACIP120 -Gabarit de perçage pour ACIP120 -Bohrschablone für ACIP120 -Boring jig for ACIP120 	1	Stuk Pièce Stück Pièce	ACIP120	<table border="1"> <tr><td>BR</td><td></td></tr> <tr><td>AN</td><td></td></tr> <tr><td>KL</td><td></td></tr> <tr><td>GS</td><td></td></tr> <tr><td>Z</td><td></td></tr> <tr><td>W</td><td></td></tr> </table>	BR		AN		KL		GS		Z		W	
BR																	
AN																	
KL																	
GS																	
Z																	
W																	



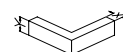
		Verp. per Emb. par Pack pr. Pack pr.	Eenheid Unité Einheit Unit	Toepassing Application Anwendung Application	Kleur Couleur Farbe Color
	ACIP907 -Boormal voor ACIP130 -Gabarit de perçage pour ACIP130 -Bohrschablone für ACIP130 -Boring jig for ACIP130	1	Stuk Pièce Stück Pièce	ACIP130	BR <input type="checkbox"/> AN <input type="checkbox"/> KL <input type="checkbox"/> GS <input type="checkbox"/> Z <input type="checkbox"/> W <input type="checkbox"/>
	ACIP910 -Boormal voor T-verbinding -Calibre pour assemblage T -Bohrschablone für T-Verbindung -Boring jet set for connection T	1	Stuk Pièce Stück Pièce	IP030 IP627	BR <input type="checkbox"/> AN <input type="checkbox"/> KL <input type="checkbox"/> GS <input type="checkbox"/> Z <input type="checkbox"/> W <input type="checkbox"/>
 X=44mm Y=28mm	ACIP2577 -Pershoek voor binnenste kamer -Clame a presser pour chambre intérieure -Eckverbinder stanbar für innere Kammer -Clamping corner for inside chamber	1	Stuk Pièce Stück Pièce	IP723	BR <input type="checkbox"/> AN <input type="checkbox"/> KL <input type="checkbox"/> GS <input type="checkbox"/> Z <input type="checkbox"/> W <input type="checkbox"/>
	MA025 -Vervalboor dia. 11-15 -Meche dia. 11-15 -Zappensenker dia. 11-15 -Reduced twist bit dia. 11-15	1	Stuk Pièce Stück Pièce	ACIP399 ACIP400	BR <input type="checkbox"/> AN <input type="checkbox"/> KL <input type="checkbox"/> GS <input type="checkbox"/> Z <input type="checkbox"/> W <input type="checkbox"/>
	ACDV201 -Borsteldiching onderkant deur -Brosse dessous de porte -Burstendichtung für türen -Brush fitting under doors	3	m	IP055	BR <input type="checkbox"/> AN <input type="checkbox"/> KL <input type="checkbox"/> GS <input type="checkbox"/> Z <input type="checkbox"/> W <input type="checkbox"/>






BR = BRUT - BRUT - ROH - BRUT
 AN (X) = ANODISATIE - ANODISE - ELOXIERT - ANODISED
 AN (■) = GELAKT - LAQUE - LACKIERT - LACQUERED -- RAL9006M
 KL = STANDAARDKLEUREN - COULEUR STANDARD - BASIS FARBEN - BASIC COLORS
 GS = GEMOFFELD SPECIAAL - LAQUE SPECIAL - SPECIALFARBE - SPECIAL COLOR
 Z = ZWART - NOIR - SCHWARZ - BLACK
 W = WIT - BLANC - WEISS - WHITE

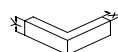







GEREEDSCHAP - OUTILLAGE
WERKZEUG - TOOL

BEVESTIGING - FIXATION
BEFESTIGUNG - FIXATION



	Verp. per Emb. par Pack pr.	Einheid Unité Einheit Unit	Toepassing Application Anwendung Application	Kleur Couleur Farbe Color												
 <p>ACDV235 -Doorslag -Poinçon -Schlagdom -Pin</p>	1	Stuk Pièce Stück Piece	ACIP464 ACIP465	<table border="1"> <tr><td>BR</td><td></td></tr> <tr><td>AN</td><td></td></tr> <tr><td>KL</td><td></td></tr> <tr><td>GS</td><td></td></tr> <tr><td>Z</td><td></td></tr> <tr><td>W</td><td></td></tr> </table>	BR		AN		KL		GS		Z		W	
BR																
AN																
KL																
GS																
Z																
W																
 <p>ACFA042 -Bijkomend sluitpunt "H" O.R. -Point de verrouillage sup "H" O.F. -Mittelverschluss "H" D.F. - Adjusting lock plate "H" C.W.</p>	1 50	Stuk Pièce Stück Piece		<table border="1"> <tr><td>BR</td><td></td></tr> <tr><td>AN</td><td></td></tr> <tr><td>KL</td><td></td></tr> <tr><td>GS</td><td></td></tr> <tr><td>Z</td><td></td></tr> <tr><td>W</td><td></td></tr> </table>	BR		AN		KL		GS		Z		W	
BR																
AN																
KL																
GS																
Z																
W																
 <p>ACFA050 -Set sluitpunten onder + boven OR -Points de verrouillage sup. + inf. OF -Riegelstücke zum einklemmen DF -Adjusting lock plates CW</p>	1 50	Set	VL59	<table border="1"> <tr><td>BR</td><td></td></tr> <tr><td>AN</td><td></td></tr> <tr><td>KL</td><td></td></tr> <tr><td>GS</td><td></td></tr> <tr><td>Z</td><td></td></tr> <tr><td>W</td><td></td></tr> </table>	BR		AN		KL		GS		Z		W	
BR																
AN																
KL																
GS																
Z																
W																
 <p>ACFA051 -Oplooblokje -Patin -Auflaufstück -Sloped block</p>	1 50	Stuk Pièce Stück Piece	IP010 IP011 IP012 IP030	<table border="1"> <tr><td>BR</td><td></td></tr> <tr><td>AN</td><td></td></tr> <tr><td>KL</td><td></td></tr> <tr><td>GS</td><td></td></tr> <tr><td>Z</td><td></td></tr> <tr><td>W</td><td></td></tr> </table>	BR		AN		KL		GS		Z		W	
BR																
AN																
KL																
GS																
Z																
W																
 <p>ACFA055 -Stolpsluiting dubbele vleugel -Verrouillage double ouvrant -Zentralverschluss stulpfenster -Central closure double casement</p>	1 10	Set	IP020 IP021	<table border="1"> <tr><td>BR</td><td></td></tr> <tr><td>AN</td><td></td></tr> <tr><td>KL</td><td></td></tr> <tr><td>GS</td><td></td></tr> <tr><td>Z</td><td></td></tr> <tr><td>W</td><td></td></tr> </table>	BR		AN		KL		GS		Z		W	
BR																
AN																
KL																
GS																
Z																
W																



		Verp. per Emb. par Pack pr. Pack pr.	Eenheid Unité Einheit Unit	Toepassing Application Anwendung Application	Kleur Couleur Farbe Color
	ACFA056 -Stolpsluiting dubbele vleugel met bijkomend sluitp "B" -Verrouillage double ouvrant avec point de v. sup "L" -Zentralverschluss stulpfenster mit mittelv "B" -Central closure double casement with adj. lockpl. "W"	1 10	Set	IP020 IP021	BR <input type="checkbox"/> AN <input type="checkbox"/> KL <input type="checkbox"/> GS <input type="checkbox"/> Z <input type="checkbox"/> W <input type="checkbox"/>
	ACFA061 -Schaar kipdraai 402-750mm -Compas manoeuvre logique 402-750mm -Axeur kiepdreh 402-750mm -Arms for tilt befor turn 402-750mm	1 10	Stuk Pièce Stück Piece		BR <input type="checkbox"/> AN <input type="checkbox"/> KL <input type="checkbox"/> GS <input type="checkbox"/> Z <input type="checkbox"/> W <input type="checkbox"/>
	ACFA062 -Schaar kipdraai 562-1200mm -Compas manoeuvre logique 562-1200mm -Axeur kiepdreh 562-1200mm -Arms for tilt befor turn 562-1200mm	1 10	Stuk Pièce Stück Piece		BR <input type="checkbox"/> AN <input type="checkbox"/> KL <input type="checkbox"/> GS <input type="checkbox"/> Z <input type="checkbox"/> W <input type="checkbox"/>
	ACFA063 -Schaar kipdraai 816-1700mm -Compas manoeuvre logique 816-1700mm -Axeur kiepdreh 816-1700mm -Arms for tilt befor turn 816-1700mm	1 10	Stuk Pièce Stück Piece		BR <input type="checkbox"/> AN <input type="checkbox"/> KL <input type="checkbox"/> GS <input type="checkbox"/> Z <input type="checkbox"/> W <input type="checkbox"/>
	ACFA065 -Bijkomend sluitpunt breedte voor kipdraai -Verrouillage sup. L pour manoeuvre logique -Mittelverschluss B fur kipdreh -Additional lock point W for tilt befor turn	1	Stuk Pièce Stück Piece		BR <input type="checkbox"/> AN <input type="checkbox"/> KL <input type="checkbox"/> GS <input type="checkbox"/> Z <input type="checkbox"/> W <input type="checkbox"/>

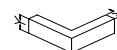
BR = BRUT - BRUT - ROH - BRUT
 AN (X) = ANODISATIE - ANODISE - ELOXIERT - ANODISED
 AN (■) = GELAKT - LAQUE - LACKIERT - LACQUERED -- RAL9006M
 KL = STANDAARDKLEUREN - COULEUR STANDARD - BASIS FARBEN - BASIC COLORS
 GS = GEMOFFELD SPECIAAL - LAQUE SPECIAL - SPECIALFARBE - SPECIAL COLOR
 Z = ZWART - NOIR - SCHWARZ - BLACK
 W = WIT - BLANC - WEISS - WHITE








GEREEDSCHAP - OUTILLAGE
WERKZEUG - TOOL



BEVESTIGING - FIXATION
BEFESTIGUNG - FIXATION



	Verp. per Emb. par Pack pr.	Einheid Unit	Toepassing Application	Kleur Couleur Farbe Color												
 <p>ACFA069 -Inklembaar kipdraai basiskarton -Garniture de base manoeuvre logique encastrable -Klembar kipdreh grundausrüstung -Concealed tilt before turn basic parts</p> <p>MAX 130kg</p>	1 10	Set		<table border="1"> <tr><td>BR</td><td>X</td></tr> <tr><td>AN</td><td>■</td></tr> <tr><td>KL</td><td>X</td></tr> <tr><td>GS</td><td>X</td></tr> <tr><td>Z</td><td>X</td></tr> <tr><td>W</td><td>X</td></tr> </table>	BR	X	AN	■	KL	X	GS	X	Z	X	W	X
BR	X															
AN	■															
KL	X															
GS	X															
Z	X															
W	X															
 <p>ACFA070 -Inklembaar draaikip basiskarton -Garniture de base ob encastrable -Klembar drehk. grundausrüstung -Concealed turn and tilt basic parts</p> <p>MAX 130kg</p>	1 10	Set		<table border="1"> <tr><td>BR</td><td>X</td></tr> <tr><td>AN</td><td>■</td></tr> <tr><td>KL</td><td>X</td></tr> <tr><td>GS</td><td>X</td></tr> <tr><td>Z</td><td>X</td></tr> <tr><td>W</td><td>X</td></tr> </table>	BR	X	AN	■	KL	X	GS	X	Z	X	W	X
BR	X															
AN	■															
KL	X															
GS	X															
Z	X															
W	X															
 <p>ACFA071 -Valschaar DK - 402 - 750 mm -Compas OB - 402 - 750 mm -Axeer DK -402 - 750 mm -Arms TT -402 - 750 mm</p>	1 10	Stuk Pièce Stück Piece	ACFA070	<table border="1"> <tr><td>BR</td><td></td></tr> <tr><td>AN</td><td></td></tr> <tr><td>KL</td><td></td></tr> <tr><td>GS</td><td></td></tr> <tr><td>Z</td><td></td></tr> <tr><td>W</td><td></td></tr> </table>	BR		AN		KL		GS		Z		W	
BR																
AN																
KL																
GS																
Z																
W																
 <p>ACFA072 -Valschaar DK - 562-1200 mm -Compas OB - 562-1200 mm -Axeer DK -562-1200 mm -Arms TT -562-1200 mm</p>	1 10	Stuk Pièce Stück Piece	ACFA070	<table border="1"> <tr><td>BR</td><td></td></tr> <tr><td>AN</td><td></td></tr> <tr><td>KL</td><td></td></tr> <tr><td>GS</td><td></td></tr> <tr><td>Z</td><td></td></tr> <tr><td>W</td><td></td></tr> </table>	BR		AN		KL		GS		Z		W	
BR																
AN																
KL																
GS																
Z																
W																
 <p>ACFA073 -Valschaar DK - 816 - 1700 mm -Compas OB - 816 - 1700 mm -Axeer DK - 816 - 1700 mm -Arms TT - 816 - 1700 mm</p>	1 10	Stuk Pièce Stück Piece	ACFA070	<table border="1"> <tr><td>BR</td><td></td></tr> <tr><td>AN</td><td></td></tr> <tr><td>KL</td><td></td></tr> <tr><td>GS</td><td></td></tr> <tr><td>Z</td><td></td></tr> <tr><td>W</td><td></td></tr> </table>	BR		AN		KL		GS		Z		W	
BR																
AN																
KL																
GS																
Z																
W																

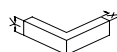
BR = BRUT - BRUT - ROH - BRUT
 AN (X) = ANODISATIE - ANODISE - ELOXIERT - ANODISED
 AN (■) = GELAKT - LAQUE - LACKIERT - LACQUERED -- RAL9006M
 KL = STANDAARDKLEUREN - COULEUR STANDARD - BASIS FARBEN - BASIC COLORS
 GS = GEMOFFELD SPECIAAL - LAQUE SPECIAL - SPECIALFARBE - SPECIAL COLOR
 Z = ZWART - NOIR - SCHWARZ - BLACK
 W = WIT - BLANC - WEISS - WHITE



GEREEDSCHAP - OUTILLAGE
 WERKZEUG - TOOL





BEVESTIGING - FIXATION
 BEFESTIGUNG - FIXATION








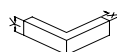
		Verp. per Emb. par Pack pr. Pack pr.	Eenheid Unité Einheit Unit	Toepassing Application Anwendung Application	Kleur Couleur Farbe Color												
	ACFA078 -Bijkomend sluitpunt "H" -Point de verrouillage sup "H" -Mittelverschluss "H" -Additional lock point "H"	1 50	Stuk Pièce Stück Pièce	ACFA070	<table border="1"> <tr><td>BR</td><td></td></tr> <tr><td>AN</td><td></td></tr> <tr><td>KL</td><td></td></tr> <tr><td>GS</td><td></td></tr> <tr><td>Z</td><td></td></tr> <tr><td>W</td><td></td></tr> </table>	BR		AN		KL		GS		Z		W	
BR																	
AN																	
KL																	
GS																	
Z																	
W																	
	ACFA079 -Bijkomend sluitpunt D.K. "B" -Point de verrouillage sup. O.B. "B" -Mittelverschluss D.K. "B" -Additional lock point T.T. "B"	1 50	Stuk Pièce Stück Pièce	ACFA070	<table border="1"> <tr><td>BR</td><td></td></tr> <tr><td>AN</td><td></td></tr> <tr><td>KL</td><td></td></tr> <tr><td>GS</td><td></td></tr> <tr><td>Z</td><td></td></tr> <tr><td>W</td><td></td></tr> </table>	BR		AN		KL		GS		Z		W	
BR																	
AN																	
KL																	
GS																	
Z																	
W																	
	ACFA081 -Kruk draaikipbeslag -Cremone O.B. -Umschaltgetriebe D.K. -Handle turn and tilt	1 10	Stuk Pièce Stück Pièce	IP020 IP021	<table border="1"> <tr><td>BR</td><td></td></tr> <tr><td>AN</td><td></td></tr> <tr><td>KL</td><td>X</td></tr> <tr><td>GS</td><td>X</td></tr> <tr><td>Z</td><td>X</td></tr> <tr><td>W</td><td>X</td></tr> </table>	BR		AN		KL	X	GS	X	Z	X	W	X
BR																	
AN																	
KL	X																
GS	X																
Z	X																
W	X																
	ACFA082 -Raamkruk met cilinder voor kipdraai -Cremone avec cylindre pour manoeuvre logique -Umschaltgetriebe mit zylinder fur kipdreh -Handle turn and tilt with cylinder tilt before turn	1 10	Stuk Pièce Stück Pièce	IP020 IP021	<table border="1"> <tr><td>BR</td><td></td></tr> <tr><td>AN</td><td></td></tr> <tr><td>KL</td><td>X</td></tr> <tr><td>GS</td><td>X</td></tr> <tr><td>Z</td><td>X</td></tr> <tr><td>W</td><td>X</td></tr> </table>	BR		AN		KL	X	GS	X	Z	X	W	X
BR																	
AN																	
KL	X																
GS	X																
Z	X																
W	X																
	ACFA083 -Meeneemstuk voor draaikipkruk -Piece d'entrainement ob -Kupplungsflasche dk -Connection piece TT	1 10	Stuk Pièce Stück Pièce	ACFA081	<table border="1"> <tr><td>BR</td><td></td></tr> <tr><td>AN</td><td></td></tr> <tr><td>KL</td><td></td></tr> <tr><td>GS</td><td></td></tr> <tr><td>Z</td><td></td></tr> <tr><td>W</td><td></td></tr> </table>	BR		AN		KL		GS		Z		W	
BR																	
AN																	
KL																	
GS																	
Z																	
W																	

BR = BRUT - BRUT - ROH - BRUT
AN (X) = ANODISATIE - ANODISE - ELOXIERT - ANODISED
AN (■) = GELAKT - LAQUE - LACKIERT - LACQUERED -- RAL9006M
KL = STANDAARDKLEUREN - COULEUR STANDARD - BASIS FARBEN - BASIC COLORS
GS = GEMOFFELD SPECIAAL - LAQUE SPECIAL - SPECIALFARBE - SPECIAL COLOR
Z = ZWART - NOIR - SCHWARZ - BLACK
W = WIT - BLANC - WEISS - WHITE

 GEREEDSCHAP - OUTILLAGE
WERKZEUG - TOOL
 BEVESTIGING - FIXATION
BEFESTIGUNG - FIXATION



	Verp. per Emb. par Pack pr.	Einheid Unité Einheit Unit	Toepassing Application Anwendung Application	Kleur Couleur Farbe Color												
 <p>ACFA084 -Raamkruk met cilinder -Cremone avec cylindre -Umschaltgetriebe mit zylinder -Handle with cylinder</p>	1 10	Stuk Pièce Stück Piece	IP020 IP021	<table border="1"> <tr><td>BR</td><td></td></tr> <tr><td>AN</td><td>■</td></tr> <tr><td>KL</td><td>X</td></tr> <tr><td>GS</td><td>X</td></tr> <tr><td>Z</td><td>X</td></tr> <tr><td>W</td><td>X</td></tr> </table>	BR		AN	■	KL	X	GS	X	Z	X	W	X
BR																
AN	■															
KL	X															
GS	X															
Z	X															
W	X															
 <p>ACFA087 -Bijkomende valschaar 1200mm-1700mm -Compas compl. ob 1200mm-1700mm -Zusatzschere dk 1200mm-1700mm -Belonging arms TT 1200mm-1700mm</p>	1 10	Stuk Pièce Stück Piece		<table border="1"> <tr><td>BR</td><td></td></tr> <tr><td>AN</td><td></td></tr> <tr><td>KL</td><td></td></tr> <tr><td>GS</td><td></td></tr> <tr><td>Z</td><td></td></tr> <tr><td>W</td><td></td></tr> </table>	BR		AN		KL		GS		Z		W	
BR																
AN																
KL																
GS																
Z																
W																
 <p>ACFA101 -Scharnieren stolpvluegel naast DK -Charnières pour deuxième vantail O.B. -Band für stulpflügel D.K. -Hinges for double casement T.T.</p>	1	Stuk Pièce Stück Piece	IP010 IP020	<table border="1"> <tr><td>BR</td><td>X</td></tr> <tr><td>AN</td><td>■</td></tr> <tr><td>KL</td><td>X</td></tr> <tr><td>GS</td><td>X</td></tr> <tr><td>Z</td><td></td></tr> <tr><td>W</td><td></td></tr> </table>	BR	X	AN	■	KL	X	GS	X	Z		W	
BR	X															
AN	■															
KL	X															
GS	X															
Z																
W																
 <p>ACFA120 -Deurkruk -Béquille de porte -Türgriff -Doorhandle</p>	1	Stuk Pièce Stück Piece	IP023 IP024 IP025 IP623 IP624	<table border="1"> <tr><td>BR</td><td></td></tr> <tr><td>AN</td><td>■</td></tr> <tr><td>KL</td><td>X</td></tr> <tr><td>GS</td><td>X</td></tr> <tr><td>Z</td><td>X</td></tr> <tr><td>W</td><td>X</td></tr> </table>	BR		AN	■	KL	X	GS	X	Z	X	W	X
BR																
AN	■															
KL	X															
GS	X															
Z	X															
W	X															
 <p>ACFA121 -Bevestigingsblokje -Bloc de fixation -Befestigungsblock -Fixation block</p> <p>X 10</p>	1	Stuk Pièce Stück Piece	ACFA120	<table border="1"> <tr><td>BR</td><td></td></tr> <tr><td>AN</td><td></td></tr> <tr><td>KL</td><td></td></tr> <tr><td>GS</td><td></td></tr> <tr><td>Z</td><td></td></tr> <tr><td>W</td><td></td></tr> </table>	BR		AN		KL		GS		Z		W	
BR																
AN																
KL																
GS																
Z																
W																


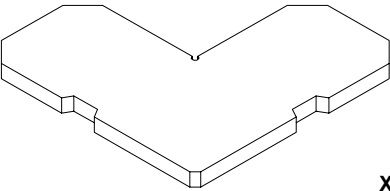

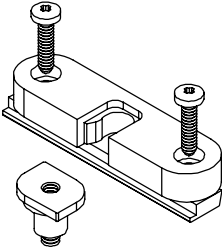



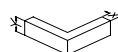
		Verp. per Emb. par Pack pr. Pack pr.	Eenheid Unité Einheit Unit	Toepassing Application Anwendung Application	Kleur Couleur Farbe Color												
	ACIN144 -Automatische tochttafsluiter 700mm -Joint bas de porte automatique 700mm -Automatische Türdichtung 700mm -Self operating threshold 700mm	1	Stuk Pièce Stück Pièce	IP024 IP025	<table border="1"> <tr><td>BR</td><td></td></tr> <tr><td>AN</td><td></td></tr> <tr><td>KL</td><td></td></tr> <tr><td>GS</td><td></td></tr> <tr><td>Z</td><td></td></tr> <tr><td>W</td><td></td></tr> </table>	BR		AN		KL		GS		Z		W	
BR																	
AN																	
KL																	
GS																	
Z																	
W																	
	ACIN145 -Automatische tochttafsluiter 800mm -Joint bas de porte automatique 800mm -Automatische Türdichtung 800mm -Self operating threshold 800mm	1	Stuk Pièce Stück Pièce	IP024 IP025	<table border="1"> <tr><td>BR</td><td></td></tr> <tr><td>AN</td><td></td></tr> <tr><td>KL</td><td></td></tr> <tr><td>GS</td><td></td></tr> <tr><td>Z</td><td></td></tr> <tr><td>W</td><td></td></tr> </table>	BR		AN		KL		GS		Z		W	
BR																	
AN																	
KL																	
GS																	
Z																	
W																	
	ACIN146 -Automatische tochttafsluiter 900mm -Joint bas de porte automatique 900mm -Automatische Türdichtung 900mm -Self operating threshold 900mm	1	Stuk Pièce Stück Pièce	IP024 IP025	<table border="1"> <tr><td>BR</td><td></td></tr> <tr><td>AN</td><td></td></tr> <tr><td>KL</td><td></td></tr> <tr><td>GS</td><td></td></tr> <tr><td>Z</td><td></td></tr> <tr><td>W</td><td></td></tr> </table>	BR		AN		KL		GS		Z		W	
BR																	
AN																	
KL																	
GS																	
Z																	
W																	
	ACIN147 -Automatische tochttafsluiter 1000mm -Joint bas de porte automatique 1000mm -Automatische Türdichtung 1000mm -Self operating threshold 1000mm	1	Stuk Pièce Stück Pièce	IP024 IP025	<table border="1"> <tr><td>BR</td><td></td></tr> <tr><td>AN</td><td></td></tr> <tr><td>KL</td><td></td></tr> <tr><td>GS</td><td></td></tr> <tr><td>Z</td><td></td></tr> <tr><td>W</td><td></td></tr> </table>	BR		AN		KL		GS		Z		W	
BR																	
AN																	
KL																	
GS																	
Z																	
W																	
	ACIN148 -Automatische tochttafsluiter 1100mm -Joint bas de porte automatique 1100mm -Automatische Türdichtung 1100mm -Self operating threshold 1100mm	1	Stuk Pièce Stück Pièce	IP024 IP025	<table border="1"> <tr><td>BR</td><td></td></tr> <tr><td>AN</td><td></td></tr> <tr><td>KL</td><td></td></tr> <tr><td>GS</td><td></td></tr> <tr><td>Z</td><td></td></tr> <tr><td>W</td><td></td></tr> </table>	BR		AN		KL		GS		Z		W	
BR																	
AN																	
KL																	
GS																	
Z																	
W																	




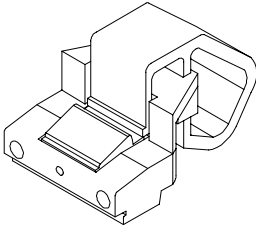
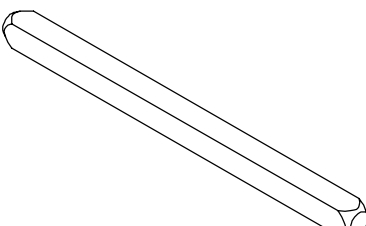
BR = BRUT - BRUT - ROH - BRUT
 AN (X) = ANODISATIE - ANODISE - ELOXIERT - ANODISED
 AN (■) = GELAKT - LAQUE - LACKIERT - LACQUERED -- RAL9006M
 KL = STANDAARDKLEUREN - COULEUR STANDARD - BASIS FARBEN - BASIC COLORS
 GS = GEMOFFELD SPECIAAL - LAQUE SPECIAL - SPECIALFARBE - SPECIAL COLOR
 Z = ZWART - NOIR - SCHWARZ - BLACK
 W = WIT - BLANC - WEISS - WHITE

GEREEDSCHAP - OUTILLAGE
 WERKZEUG - TOOL
 BEVESTIGING - FIXATION
 BEFESTIGUNG - FIXATION



	Verp. per Emb. par Pack pr.	Einheid Unité Einheit Unit	Toepassing Application Anwendung Application	Kleur Couleur Farbe Color												
 <p>ACIN149 -Automatische tochtfluiser 1200mm -Joint bas de porte automatique 1200mm -Automatische Türdichtung 1200mm -Self operating threshold 1200mm</p>	1	Stuk Pièce Stück Piece	IP024 IP025	<table border="1"> <tr><td>BR</td><td></td></tr> <tr><td>AN</td><td></td></tr> <tr><td>KL</td><td></td></tr> <tr><td>GS</td><td></td></tr> <tr><td>Z</td><td></td></tr> <tr><td>W</td><td></td></tr> </table>	BR		AN		KL		GS		Z		W	
BR																
AN																
KL																
GS																
Z																
W																
 <p>ACIN414 -Lijmhoek -Equerre de colle -Eckverstärkung -Glue square</p> <p>X=38mm Y= 5mm</p>	1	Stuk Pièce Stück Piece	IP220	<table border="1"> <tr><td>BR</td><td></td></tr> <tr><td>AN</td><td></td></tr> <tr><td>KL</td><td></td></tr> <tr><td>GS</td><td></td></tr> <tr><td>Z</td><td></td></tr> <tr><td>W</td><td></td></tr> </table>	BR		AN		KL		GS		Z		W	
BR																
AN																
KL																
GS																
Z																
W																
 <p>ACMX040 -Scharnier -Paumelle -Band -Hinge</p>	1	Stuk Pièce Stück Piece	IP010 IP020	<table border="1"> <tr><td>BR</td><td>X</td></tr> <tr><td>AN</td><td></td></tr> <tr><td>KL</td><td>X</td></tr> <tr><td>GS</td><td>X</td></tr> <tr><td>Z</td><td></td></tr> <tr><td>W</td><td></td></tr> </table>	BR	X	AN		KL	X	GS	X	Z		W	
BR	X															
AN																
KL	X															
GS	X															
Z																
W																
 <p>ACMX052 -Vastzetclips -Clip d'arrêt du vantail -Feststell clip -Sash stop clip device</p>	5	Stuk Pièce Stück Piece		<table border="1"> <tr><td>BR</td><td></td></tr> <tr><td>AN</td><td></td></tr> <tr><td>KL</td><td></td></tr> <tr><td>GS</td><td></td></tr> <tr><td>Z</td><td></td></tr> <tr><td>W</td><td></td></tr> </table>	BR		AN		KL		GS		Z		W	
BR																
AN																
KL																
GS																
Z																
W																
 <p>ACMX053 -Inklembare valschaar r.v.s. -Patin en nylon -Auflaufstück kunststoff -Sloped nylon block</p>	1	Set		<table border="1"> <tr><td>BR</td><td></td></tr> <tr><td>AN</td><td></td></tr> <tr><td>KL</td><td></td></tr> <tr><td>GS</td><td></td></tr> <tr><td>Z</td><td></td></tr> <tr><td>W</td><td></td></tr> </table>	BR		AN		KL		GS		Z		W	
BR																
AN																
KL																
GS																
Z																
W																



		Verp. per Emb. par Pack pr. Pack pr.	Eenheid Unité Einheit Unit	Toepassing Application Anwendung Application	Kleur Couleur Farbe Color												
	ACMX100 -Scharnier -Charnière -Scharnier -Hinge	1	Stuk Pièce Stück Pièce	IP023 IP011	<table border="1"> <tr><td>BR</td><td>X</td></tr> <tr><td>AN</td><td></td></tr> <tr><td>KL</td><td>X</td></tr> <tr><td>GS</td><td>X</td></tr> <tr><td>Z</td><td></td></tr> <tr><td>W</td><td></td></tr> </table>	BR	X	AN		KL	X	GS	X	Z		W	
BR	X																
AN																	
KL	X																
GS	X																
Z																	
W																	
	ACMX102 -Inklembaar deurscharnier -Charnière de porte encastrable -Klembar turband -Doorhinge clampable MAX 50KG	1	Stuk Pièce Stück Pièce	IP023 IP011	<table border="1"> <tr><td>BR</td><td>X</td></tr> <tr><td>AN</td><td>X</td></tr> <tr><td>KL</td><td>X</td></tr> <tr><td>GS</td><td>X</td></tr> <tr><td>Z</td><td></td></tr> <tr><td>W</td><td></td></tr> </table>	BR	X	AN	X	KL	X	GS	X	Z		W	
BR	X																
AN	X																
KL	X																
GS	X																
Z																	
W																	
	ACMX208 -Veiligheidscilinderplaatje -Cache cylindre de sécurité -Sicherheits Zylinder-rosette -Safetycover for lock	1	Stuk Pièce Stück Pièce	ACVL409	<table border="1"> <tr><td>BR</td><td>X</td></tr> <tr><td>AN</td><td></td></tr> <tr><td>KL</td><td>X</td></tr> <tr><td>GS</td><td>X</td></tr> <tr><td>Z</td><td></td></tr> <tr><td>W</td><td></td></tr> </table>	BR	X	AN		KL	X	GS	X	Z		W	
BR	X																
AN																	
KL	X																
GS	X																
Z																	
W																	
	ACMX252 -Knipsluiting -Loqueteau -Oberlichtschnapper -Springlatch	1	Stuk Pièce Stück Pièce	IP010 IP011 IP012 IP020 IP021	<table border="1"> <tr><td>BR</td><td></td></tr> <tr><td>AN</td><td></td></tr> <tr><td>KL</td><td></td></tr> <tr><td>GS</td><td></td></tr> <tr><td>Z</td><td>X</td></tr> <tr><td>W</td><td>X</td></tr> </table>	BR		AN		KL		GS		Z	X	W	X
BR																	
AN																	
KL																	
GS																	
Z	X																
W	X																
	ACMX309 -Stift 130x8x8mm -Goupille 130x8x8mm -Weschelstift 130x8x8mm -Change rod 130x8x8mm	1	Stuk Pièce Stück Pièce	ACFA120	<table border="1"> <tr><td>BR</td><td></td></tr> <tr><td>AN</td><td></td></tr> <tr><td>KL</td><td></td></tr> <tr><td>GS</td><td></td></tr> <tr><td>Z</td><td></td></tr> <tr><td>W</td><td></td></tr> </table>	BR		AN		KL		GS		Z		W	
BR																	
AN																	
KL																	
GS																	
Z																	
W																	

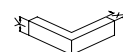
BR = BRUT - BRUT - ROH - BRUT
AN (X) = ANODISATIE - ANODISE - ELOXIERT - ANODISED
AN (■) = GELAKT - LAQUE - LACKIERT - LACQUERED -- RAL9006M
KL = STANDAARDKLEUREN - COULEUR STANDARD - BASIS FARBEN - BASIC COLORS
GS = GEMOFFELD SPECIAAL - LAQUE SPECIAL - SPECIALFARBE - SPECIAL COLOR
Z = ZWART - NOIR - SCHWARZ - BLACK
W = WIT - BLANC - WEISS - WHITE


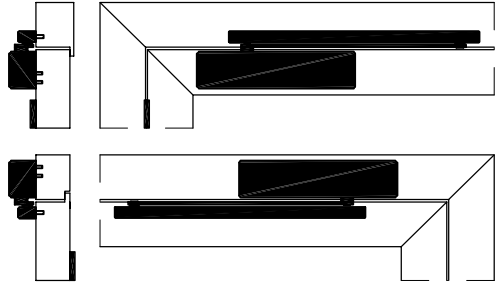

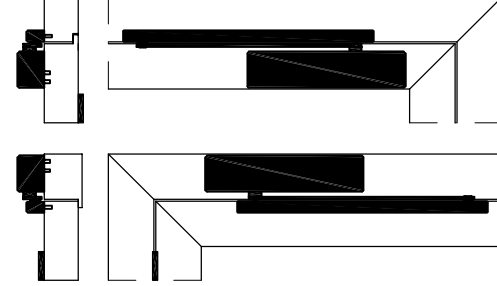


GEREEDSCHAP - OUTILLAGE
WERKZEUG - TOOL



BEVESTIGING - FIXATION
BEFESTIGUNG - FIXATION



	Verp. per Emb. par Pack pr.	Einheit Unit	Toepassing Application	Kleur Couleur												
 	1	Stuk Pièce Stück Piece		<table border="1"> <tr><td>BR</td><td></td></tr> <tr><td>AN</td><td>X</td></tr> <tr><td>KL</td><td></td></tr> <tr><td>GS</td><td></td></tr> <tr><td>Z</td><td></td></tr> <tr><td>W</td><td>X</td></tr> </table>	BR		AN	X	KL		GS		Z		W	X
BR																
AN	X															
KL																
GS																
Z																
W	X															
 	1	Stuk Pièce Stück Piece		<table border="1"> <tr><td>BR</td><td></td></tr> <tr><td>AN</td><td>X</td></tr> <tr><td>KL</td><td></td></tr> <tr><td>GS</td><td></td></tr> <tr><td>Z</td><td></td></tr> <tr><td>W</td><td>X</td></tr> </table>	BR		AN	X	KL		GS		Z		W	X
BR																
AN	X															
KL																
GS																
Z																
W	X															

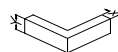
BR = BRUT - BRUT - ROH - BRUT
 AN (X) = ANODISATIE - ANODISE - ELOXIERT - ANODISED
 AN (■) = GELAKT - LAQUE - LACKIERT - LACQUERED -- RAL9006M
 KL = STANDAARDKLEUREN - COULEUR STANDARD - BASIS FARBEN - BASIC COLORS
 GS = GEMOFFELD SPECIAAL - LAQUE SPECIAL - SPECIALFARBE - SPECIAL COLOR
 Z = ZWART - NOIR - SCHWARZ - BLACK
 W = WIT - BLANC - WEISS - WHITE

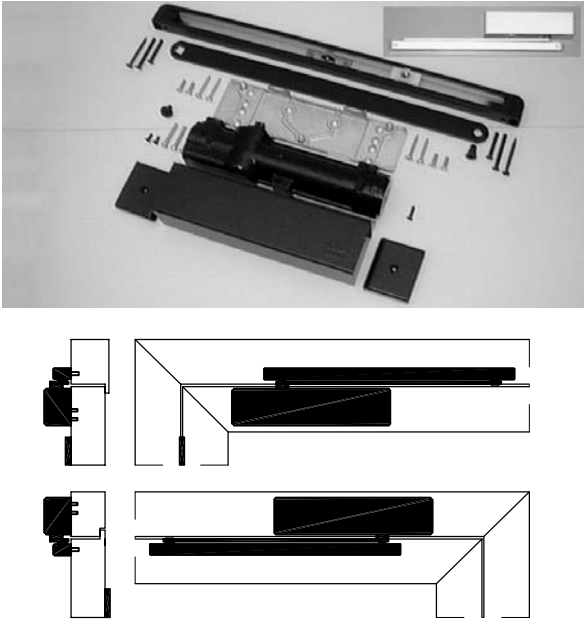
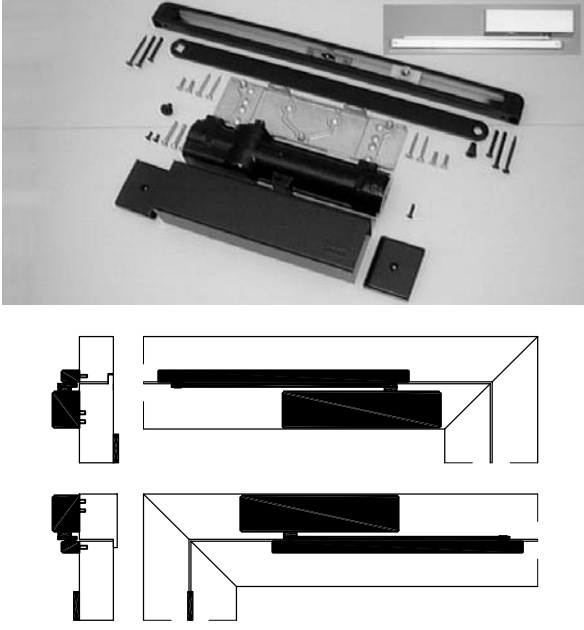



GEREEDSCHAP - OUTILLAGE
 WERKZEUG - TOOL



BEVESTIGING - FIXATION
 BEFESTIGUNG - FIXATION

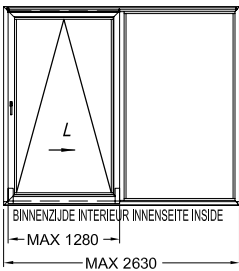
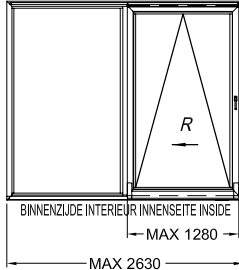
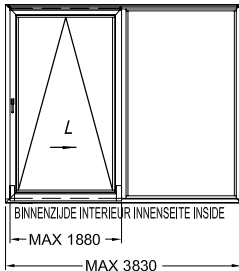
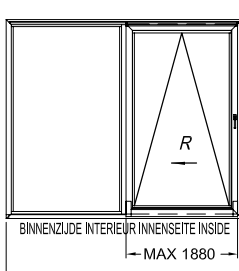
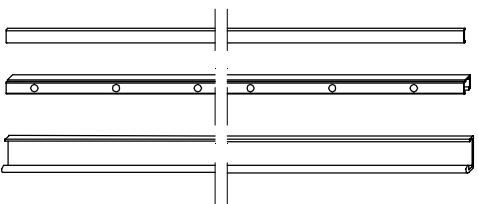


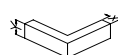
	Verp. per Emb. par Pack pr. Pack pr.	Eenheid Unité Einheit Unit	Toepassing Application Anwendung Application	Kleur Couleur Farbe Color												
 <p>ACMX418B</p> <ul style="list-style-type: none"> -Deurdranger B met glijarm 75°-150° voor binnendeuren -Ferre-porte B avec bras a glissière 75°-150° pour porte int. -Türschliesser B mit Gleitschienen 75°-150° für Türen innen -Doorcloser B with sliding arm 75°-150° for inside doors <p>-Deurbladmontage aan de scharnierzijde/ kozijndorpelmontage aan de dagzijde -Montage panneau de porte à coté charnière/ montage pièce d'appui à face vue -Türblattmontage auf der Bandseite/ Sturzmontage auf der Bandgegenseite -Pull-side door leaf fixing/ push-side transom fixing</p>	1	Stuk Pièce Stück Pièce		<table border="1"> <tr><td>BR</td><td></td></tr> <tr><td>AN</td><td>X</td></tr> <tr><td>KL</td><td></td></tr> <tr><td>GS</td><td></td></tr> <tr><td>Z</td><td></td></tr> <tr><td>W</td><td>X</td></tr> </table>	BR		AN	X	KL		GS		Z		W	X
BR																
AN	X															
KL																
GS																
Z																
W	X															
 <p>ACMX418G</p> <ul style="list-style-type: none"> -Deurdranger G met glijarm 75°-150° voor binnendeuren -Ferre-porte G avec bras a glissière 75°-150° pour porte int. -Türschliesser G mit Gleitschienen 75°-150° für Türen innen -Doorcloser G with sliding arm 75°-150° for inside doors <p>-Deurbladmontage aan de dagzijde/ kozijndorpelmontage aan de scharnierzijde -Montage panneau de porte à face vue/ montage pièce d'appui à coté charnière -Türblattmontage auf der Bandgegenseite/ Sturzmontage auf der Bandseite -Push-side door leaf fixing/ pull-side transom fixing</p>	1	Stuk Pièce Stück Pièce		<table border="1"> <tr><td>BR</td><td></td></tr> <tr><td>AN</td><td>X</td></tr> <tr><td>KL</td><td></td></tr> <tr><td>GS</td><td></td></tr> <tr><td>Z</td><td></td></tr> <tr><td>W</td><td>X</td></tr> </table>	BR		AN	X	KL		GS		Z		W	X
BR																
AN	X															
KL																
GS																
Z																
W	X															
 <p>ACMX587</p> <ul style="list-style-type: none"> -Regelbare openingsbegrenzer -Compas limitateur d'ouverture réglable -verstellbare schere für offnungsbegrenzung -Adjustable limiting opening stay arm 	1	Stuk Pièce Stück Pièce		<table border="1"> <tr><td>BR</td><td></td></tr> <tr><td>AN</td><td></td></tr> <tr><td>KL</td><td></td></tr> <tr><td>GS</td><td></td></tr> <tr><td>Z</td><td></td></tr> <tr><td>W</td><td></td></tr> </table>	BR		AN		KL		GS		Z		W	
BR																
AN																
KL																
GS																
Z																
W																

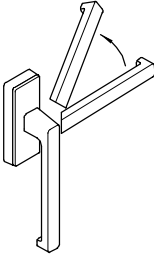
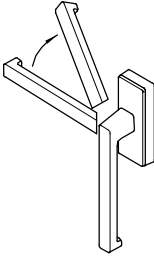

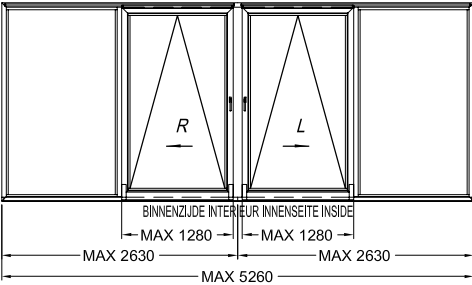
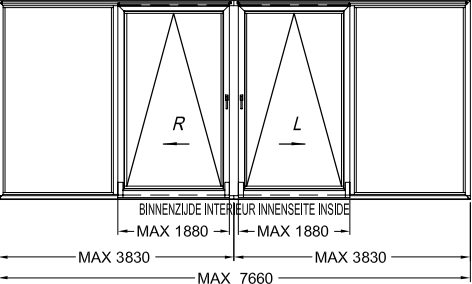
BR = BRUT - BRUT - ROH - BRUT
AN (X) = ANODISATIE - ANODISE - ELOXIERT - ANODISED
AN (■) = GELAKT - LAQUE - LACKIERT - LACQUERED -- RAL9006M
KL = STANDAARDKLEUREN - COULEUR STANDARD - BASIS FARBEN - BASIC COLORS
GS = GEMOFFELD SPECIAAL - LAQUE SPECIAL - SPECIALFARBEN - SPECIAL COLOR
Z = ZWART - NOIR - SCHWARZ - BLACK
W = WIT - BLANC - WEISS - WHITE

GEREEDSCHAP - OUTILLAGE
WERKZEUG - TOOL
BEVESTIGING - FIXATION
BEFESTIGUNG - FIXATION



	Verp. per Emb. par Pack pr. Pack pr.	Einheid Unit	Toepassing Application	Kleur Colour												
 <p>Diagram showing a window fitting labeled ACMX641L. It is a left-hand fitting (L) for a window with a maximum height of 1280 and a maximum width of 2630. The diagram shows the window frame and the fitting mechanism.</p>	1	Stuk Pièce Stück Pièce	IP012 IP023	<table border="1"> <tr><td>BR</td><td></td></tr> <tr><td>AN</td><td>X</td></tr> <tr><td>KL</td><td>X</td></tr> <tr><td>GS</td><td>X</td></tr> <tr><td>Z</td><td>X</td></tr> <tr><td>W</td><td>X</td></tr> </table>	BR		AN	X	KL	X	GS	X	Z	X	W	X
BR																
AN	X															
KL	X															
GS	X															
Z	X															
W	X															
 <p>Diagram showing a window fitting labeled ACMX641R. It is a right-hand fitting (R) for a window with a maximum height of 1280 and a maximum width of 2630. The diagram shows the window frame and the fitting mechanism.</p>	1	Stuk Pièce Stück Pièce	IP012 IP023	<table border="1"> <tr><td>BR</td><td></td></tr> <tr><td>AN</td><td>X</td></tr> <tr><td>KL</td><td>X</td></tr> <tr><td>GS</td><td>X</td></tr> <tr><td>Z</td><td>X</td></tr> <tr><td>W</td><td>X</td></tr> </table>	BR		AN	X	KL	X	GS	X	Z	X	W	X
BR																
AN	X															
KL	X															
GS	X															
Z	X															
W	X															
 <p>Diagram showing a window fitting labeled ACMX642L. It is a left-hand fitting (L) for a window with a maximum height of 1880 and a maximum width of 3830. The diagram shows the window frame and the fitting mechanism.</p>	1	Stuk Pièce Stück Pièce	IP012 IP023	<table border="1"> <tr><td>BR</td><td></td></tr> <tr><td>AN</td><td>X</td></tr> <tr><td>KL</td><td>X</td></tr> <tr><td>GS</td><td>X</td></tr> <tr><td>Z</td><td>X</td></tr> <tr><td>W</td><td>X</td></tr> </table>	BR		AN	X	KL	X	GS	X	Z	X	W	X
BR																
AN	X															
KL	X															
GS	X															
Z	X															
W	X															
 <p>Diagram showing a window fitting labeled ACMX642R. It is a right-hand fitting (R) for a window with a maximum height of 1880 and a maximum width of 3830. The diagram shows the window frame and the fitting mechanism.</p>	1	Stuk Pièce Stück Pièce	IP012 IP023	<table border="1"> <tr><td>BR</td><td></td></tr> <tr><td>AN</td><td>X</td></tr> <tr><td>KL</td><td>X</td></tr> <tr><td>GS</td><td>X</td></tr> <tr><td>Z</td><td>X</td></tr> <tr><td>W</td><td>X</td></tr> </table>	BR		AN	X	KL	X	GS	X	Z	X	W	X
BR																
AN	X															
KL	X															
GS	X															
Z	X															
W	X															
 <p>Diagram showing a window fitting labeled ACMX643. It is a set of rail and guide for a fixed panel with a maximum width of 6m. The diagram shows the rail and guide components.</p>	1	Stuk Pièce Stück Pièce	IP012 IP023	<table border="1"> <tr><td>BR</td><td></td></tr> <tr><td>AN</td><td>X</td></tr> <tr><td>KL</td><td></td></tr> <tr><td>GS</td><td></td></tr> <tr><td>Z</td><td></td></tr> <tr><td>W</td><td></td></tr> </table>	BR		AN	X	KL		GS		Z		W	
BR																
AN	X															
KL																
GS																
Z																
W																

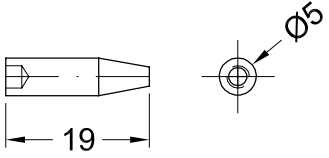
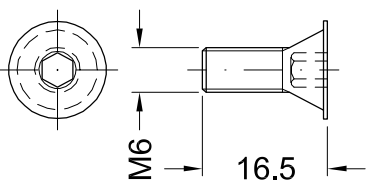
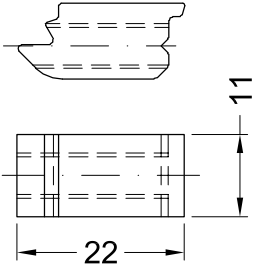
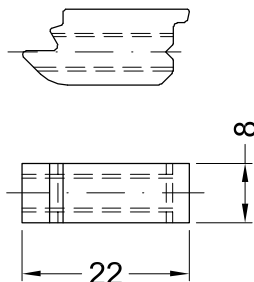



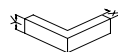
	Verp. per Emb. par Pack pr. Pack pr.	Eenheid Unité Einheit Unit	Toepassing Application Anwendung Application	Kleur Couleur Farbe Color												
 <p style="text-align: center;">L</p>	1	Stuk Pièce Stück Pièce	ACMX641 ACMX642 ACMX643 ACMX647 ACMX648	<table border="1"> <tr><td>BR</td><td>X</td></tr> <tr><td>AN</td><td>X</td></tr> <tr><td>KL</td><td>X</td></tr> <tr><td>GS</td><td>X</td></tr> <tr><td>Z</td><td></td></tr> <tr><td>W</td><td>X</td></tr> </table>	BR	X	AN	X	KL	X	GS	X	Z		W	X
BR	X															
AN	X															
KL	X															
GS	X															
Z																
W	X															
 <p style="text-align: center;">R</p>	1	Stuk Pièce Stück Pièce	ACMX641 ACMX642 ACMX643 ACMX647 ACMX648	<table border="1"> <tr><td>BR</td><td>X</td></tr> <tr><td>AN</td><td>X</td></tr> <tr><td>KL</td><td>X</td></tr> <tr><td>GS</td><td>X</td></tr> <tr><td>Z</td><td></td></tr> <tr><td>W</td><td></td></tr> </table>	BR	X	AN	X	KL	X	GS	X	Z		W	
BR	X															
AN	X															
KL	X															
GS	X															
Z																
W																
	1	Stuk Pièce Stück Pièce	ACMX641 ACMX642 ACMX643 ACMX647 ACMX648	<table border="1"> <tr><td>BR</td><td></td></tr> <tr><td>AN</td><td>X</td></tr> <tr><td>KL</td><td></td></tr> <tr><td>GS</td><td></td></tr> <tr><td>Z</td><td></td></tr> <tr><td>W</td><td></td></tr> </table>	BR		AN	X	KL		GS		Z		W	
BR																
AN	X															
KL																
GS																
Z																
W																
 <p style="text-align: center;">MAX 1280 MAX 1280 MAX 2630 MAX 2630 MAX 5260</p>	1	Stuk Pièce Stück Pièce	IP012 IP023	<table border="1"> <tr><td>BR</td><td>X</td></tr> <tr><td>AN</td><td></td></tr> <tr><td>KL</td><td>X</td></tr> <tr><td>GS</td><td>X</td></tr> <tr><td>Z</td><td>X</td></tr> <tr><td>W</td><td>X</td></tr> </table>	BR	X	AN		KL	X	GS	X	Z	X	W	X
BR	X															
AN																
KL	X															
GS	X															
Z	X															
W	X															
 <p style="text-align: center;">MAX 1880 MAX 1880 MAX 3830 MAX 3830 MAX 7660</p>	1	Stuk Pièce Stück Pièce	IP012 IP023	<table border="1"> <tr><td>BR</td><td>X</td></tr> <tr><td>AN</td><td></td></tr> <tr><td>KL</td><td>X</td></tr> <tr><td>GS</td><td>X</td></tr> <tr><td>Z</td><td>X</td></tr> <tr><td>W</td><td>X</td></tr> </table>	BR	X	AN		KL	X	GS	X	Z	X	W	X
BR	X															
AN																
KL	X															
GS	X															
Z	X															
W	X															

BR = BRUT - BRUT - ROH - BRUT
AN (X) = ANODISATIE - ANODISE - ELOXIERT - ANODISED
AN (■) = GELAKT - LAQUE - LACKIERT - LACQUERED -- RAL9006M
KL = STANDAARDKLEUREN - COULEUR STANDARD - BASIS FARBEN - BASIC COLORS
GS = GEMOFFELD SPECIAAL - LAQUE SPECIAL - SPECIALFARBE - SPECIAL COLOR
Z = ZWART - NOIR - SCHWARZ - BLACK
W = WIT - BLANC - WEISS - WHITE

GEREEDSCHAP - OUTILLAGE
WERKZEUG - TOOL
BEVESTIGING - FIXATION
BEFESTIGUNG - FIXATION





	Verp. per Emb. par Pack pr.	Einheid Unit	Toepassing Application	Kleur Couleur Farbe Color												
 <p>ACMX851 -Konische pen 19mm -Goupille conique 19mm -Konische Stift 19mm -Conic pin 19mm</p>	48	Stuk Pièce Stück Pièce		<table border="1"> <tr><td>BR</td><td></td></tr> <tr><td>AN</td><td></td></tr> <tr><td>KL</td><td></td></tr> <tr><td>GS</td><td></td></tr> <tr><td>Z</td><td></td></tr> <tr><td>W</td><td></td></tr> </table>	BR		AN		KL		GS		Z		W	
BR																
AN																
KL																
GS																
Z																
W																
 <p>ACMX852 -Schroef voor T-verbinders -Vis pour assemblage T -Schraube für T-Verbinder -Screw for connecting bracket</p>	48	Stuk Pièce Stück Pièce		<table border="1"> <tr><td>BR</td><td></td></tr> <tr><td>AN</td><td></td></tr> <tr><td>KL</td><td></td></tr> <tr><td>GS</td><td></td></tr> <tr><td>Z</td><td></td></tr> <tr><td>W</td><td></td></tr> </table>	BR		AN		KL		GS		Z		W	
BR																
AN																
KL																
GS																
Z																
W																
 <p>ACMX853 -Schroefblokje 11mm -Clavet 11mm -Schraubeblock 11mm -Cleat tensioning block 11mm</p>	48	Stuk Pièce Stück Pièce		<table border="1"> <tr><td>BR</td><td></td></tr> <tr><td>AN</td><td></td></tr> <tr><td>KL</td><td></td></tr> <tr><td>GS</td><td></td></tr> <tr><td>Z</td><td></td></tr> <tr><td>W</td><td></td></tr> </table>	BR		AN		KL		GS		Z		W	
BR																
AN																
KL																
GS																
Z																
W																
 <p>ACMX854 -Schroefblokje 8mm -Clavet 8mm -Schraubeblock 8mm -Cleat tensioning block 8mm</p>	48	Stuk Pièce Stück Pièce		<table border="1"> <tr><td>BR</td><td></td></tr> <tr><td>AN</td><td></td></tr> <tr><td>KL</td><td></td></tr> <tr><td>GS</td><td></td></tr> <tr><td>Z</td><td></td></tr> <tr><td>W</td><td></td></tr> </table>	BR		AN		KL		GS		Z		W	
BR																
AN																
KL																
GS																
Z																
W																
 <p>ACMX861 -Vijs - DIN965 M5X80 -Vis - DIN965 M5X80 -Schraube - DIN965 M5X80 -Bolt - DIN965 M5X80</p> <p style="text-align: right; font-size: 2em;">X 10</p>	1	Stuk Pièce Stück Pièce	IP024 IP025 IP624	<table border="1"> <tr><td>BR</td><td></td></tr> <tr><td>AN</td><td></td></tr> <tr><td>KL</td><td></td></tr> <tr><td>GS</td><td></td></tr> <tr><td>Z</td><td></td></tr> <tr><td>W</td><td></td></tr> </table>	BR		AN		KL		GS		Z		W	
BR																
AN																
KL																
GS																
Z																
W																



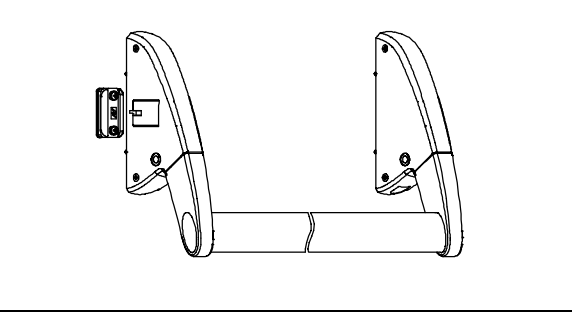
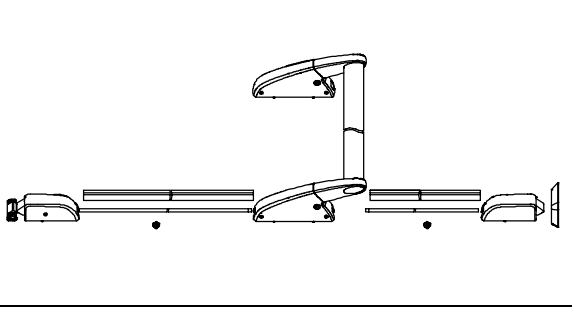
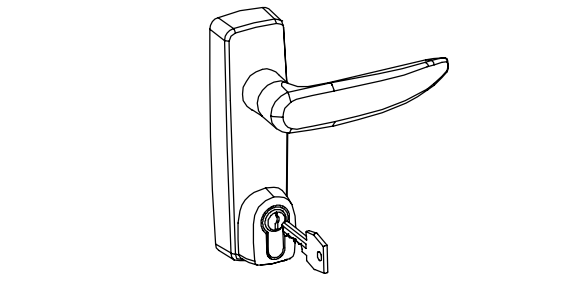


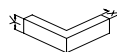
		Verp. per Emb. par Pack pr. Pack pr.	Eenheid Unité Einheit Unit	Toepassing Application Anwendung Application	Kleur Couleur Farbe Color												
 <p style="text-align: right; font-size: 2em; font-weight: bold;">X 10</p>	<p>ACMX862</p> <p>-Vijls - DIN965 M5X90 -Vis - DIN965 M5X90 -Schraube - DIN965 M5X90 -Bolt - DIN965 M5X90</p>	1	Stuk Pièce Stück Pièce	IP023 IP623	<table border="1"> <tr><td>BR</td><td></td></tr> <tr><td>AN</td><td></td></tr> <tr><td>KL</td><td></td></tr> <tr><td>GS</td><td></td></tr> <tr><td>Z</td><td></td></tr> <tr><td>W</td><td></td></tr> </table>	BR		AN		KL		GS		Z		W	
BR																	
AN																	
KL																	
GS																	
Z																	
W																	
	<p>ACMX900</p> <p>-Basispakket kipraam min. H=400mm -Paquet de base tombant int. min. H=400mm -Pakket kipplügel min. H=400mm -Set hopper window min. H=400mm</p>	1	Stuk Pièce Stück Pièce	IP012 IP023	<table border="1"> <tr><td>BR</td><td></td></tr> <tr><td>AN</td><td></td></tr> <tr><td>KL</td><td></td></tr> <tr><td>GS</td><td></td></tr> <tr><td>Z</td><td>X</td></tr> <tr><td>W</td><td>X</td></tr> </table>	BR		AN		KL		GS		Z	X	W	X
BR																	
AN																	
KL																	
GS																	
Z	X																
W	X																
	<p>ACMX901</p> <p>-Boormal -Calibre -Bohrschablone -Boring jig set</p>	1	Stuk Pièce Stück Pièce	ACMX900	<table border="1"> <tr><td>BR</td><td></td></tr> <tr><td>AN</td><td></td></tr> <tr><td>KL</td><td></td></tr> <tr><td>GS</td><td></td></tr> <tr><td>Z</td><td></td></tr> <tr><td>W</td><td></td></tr> </table>	BR		AN		KL		GS		Z		W	
BR																	
AN																	
KL																	
GS																	
Z																	
W																	
	<p>ACMX01601</p> <p>-Halve cylinder 30 -Demi cilindre 30 -Profil-Halbzyylinder 30 -Profil halfcylinder 30</p>	1	Stuk Pièce Stück Pièce	IP023	<table border="1"> <tr><td>BR</td><td></td></tr> <tr><td>AN</td><td></td></tr> <tr><td>KL</td><td></td></tr> <tr><td>GS</td><td></td></tr> <tr><td>Z</td><td></td></tr> <tr><td>W</td><td></td></tr> </table>	BR		AN		KL		GS		Z		W	
BR																	
AN																	
KL																	
GS																	
Z																	
W																	
	<p>ACMX01604</p> <p>-Halve cylinder 45 -Demi cilindre 45 -Profil-Halbzyylinder 45 -Profil halfcylinder 45</p>	1	Stuk Pièce Stück Pièce	IP024 IP025	<table border="1"> <tr><td>BR</td><td></td></tr> <tr><td>AN</td><td></td></tr> <tr><td>KL</td><td></td></tr> <tr><td>GS</td><td></td></tr> <tr><td>Z</td><td></td></tr> <tr><td>W</td><td></td></tr> </table>	BR		AN		KL		GS		Z		W	
BR																	
AN																	
KL																	
GS																	
Z																	
W																	

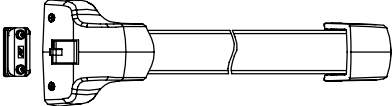
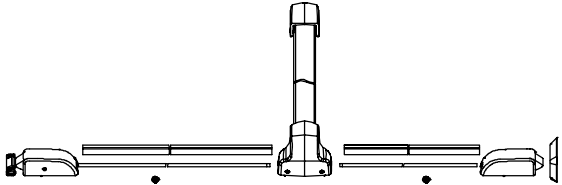



BR = BRUT - BRUT - ROH - BRUT
 AN (X) = ANODISATIE - ANODISE - ELOXIERT - ANODISED
 AN (■) = GELAKT - LAQUE - LACKIERT - LACQUERED -- RAL9006M
 KL = STANDAARDKLEUREN - COULEUR STANDARD - BASIS FARBEN - BASIC COLORS
 GS = GEMOFFELD SPECIAAL - LAQUE SPECIAL - SPECIALFARBE - SPECIAL COLOR
 Z = ZWART - NOIR - SCHWARZ - BLACK
 W = WIT - BLANC - WEISS - WHITE

 GEREEDSCHAP - OUTILLAGE
 WERKZEUG - TOOL
 BEVESTIGING - FIXATION
 BEFESTIGUNG - FIXATION





	Verp. per Emb. par Pack pr.	Einheit Unit	Toepassing Application Anwendung Application	Kleur Couleur Farbe Color												
 <p>ACMX01613</p> <ul style="list-style-type: none"> -Cilinder 30/55 -Cylindre 30/55 -Zylinder 30/55 -Cylinder 30/55 	1	Stuk Pièce Stück Piece	IP123 ACMX208	<table border="1"> <tr><td>BR</td><td></td></tr> <tr><td>AN</td><td></td></tr> <tr><td>KL</td><td></td></tr> <tr><td>GS</td><td></td></tr> <tr><td>Z</td><td></td></tr> <tr><td>W</td><td></td></tr> </table>	BR		AN		KL		GS		Z		W	
BR																
AN																
KL																
GS																
Z																
W																
 <p>ACMX01614</p> <ul style="list-style-type: none"> -Cilinder 30/65 -Cylindre 30/65 -Zylinder 30/65 -Cylinder 30/65 	1	Stuk Pièce Stück Piece	IP023 ACMX208	<table border="1"> <tr><td>BR</td><td></td></tr> <tr><td>AN</td><td></td></tr> <tr><td>KL</td><td></td></tr> <tr><td>GS</td><td></td></tr> <tr><td>Z</td><td></td></tr> <tr><td>W</td><td></td></tr> </table>	BR		AN		KL		GS		Z		W	
BR																
AN																
KL																
GS																
Z																
W																
 <p>ACMX05050</p> <ul style="list-style-type: none"> -Horizontaal paniekslot Bernini -Serrure anti-panique horizontale Bernini -Horizontales Panikschloss Bernini -Horizontal panic latch Bernini <p>grijs - gris - grau - grey</p>	1	Stuk Pièce Stück Piece	IP014 IP025 links of rechts gauche ou droite links oder rechts left or right	<table border="1"> <tr><td>BR</td><td></td></tr> <tr><td>AN</td><td></td></tr> <tr><td>KL</td><td></td></tr> <tr><td>GS</td><td></td></tr> <tr><td>Z</td><td></td></tr> <tr><td>W</td><td></td></tr> </table>	BR		AN		KL		GS		Z		W	
BR																
AN																
KL																
GS																
Z																
W																
 <p>ACMX05052</p> <ul style="list-style-type: none"> -Vertikaal paniekslot Bernini -Serrure anti-panique verticale Bernini -Vertikales Panikschloss Bernini -Vertical panic latch Bernini <p>grijs - gris - grau - grey</p>	1	Stuk Pièce Stück Piece	IP014 IP025 links of rechts gauche ou droite links oder rechts left or right	<table border="1"> <tr><td>BR</td><td></td></tr> <tr><td>AN</td><td></td></tr> <tr><td>KL</td><td></td></tr> <tr><td>GS</td><td></td></tr> <tr><td>Z</td><td></td></tr> <tr><td>W</td><td></td></tr> </table>	BR		AN		KL		GS		Z		W	
BR																
AN																
KL																
GS																
Z																
W																
 <p>ACMX05054</p> <ul style="list-style-type: none"> -Kruk antipaniekslot met cilinder -Bequille pour serrure anti-panique avec cylindre -Griff mit Zylinder für Panikschloss -Doorhandle for panic exit device with cylinder <p>grijs - gris - grau - grey</p>	1	Stuk Pièce Stück Piece	ACMX05050 ACMX05052 ACMX05060 ACMX05062 links of rechts gauche ou droite links oder rechts left or right	<table border="1"> <tr><td>BR</td><td></td></tr> <tr><td>AN</td><td></td></tr> <tr><td>KL</td><td></td></tr> <tr><td>GS</td><td></td></tr> <tr><td>Z</td><td></td></tr> <tr><td>W</td><td></td></tr> </table>	BR		AN		KL		GS		Z		W	
BR																
AN																
KL																
GS																
Z																
W																








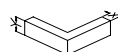
	Verp. per Emb. par Pack pr. Pack pr.	Eenheid Unit Einheit Unit	Toepassing Application Anwendung Application	Kleur Couleur Farbe Color												
 <p>ACMX05060 -Horizontaal paniekslot Cellini -Serrure anti-panique horizontale Cellini -Horizontales Panikschloss Cellini -Horizontal panic latch Cellini</p> <p>grijs - gris - grau - grey</p>	1	Stuk Pièce Stück Piece	IP014 IP025 links of rechts gauche ou droite links oder rechts left or right	<table border="1"> <tr><td>BR</td><td></td></tr> <tr><td>AN</td><td></td></tr> <tr><td>KL</td><td></td></tr> <tr><td>GS</td><td></td></tr> <tr><td>Z</td><td></td></tr> <tr><td>W</td><td></td></tr> </table>	BR		AN		KL		GS		Z		W	
BR																
AN																
KL																
GS																
Z																
W																
 <p>ACMX05062 -Vertikaal paniekslot Cellini -Serrure anti-panique verticale Cellini -Vertikales Panikschloss Cellini -Vertical panic latch Cellini</p> <p>grijs - gris - grau - grey</p>	1	Stuk Pièce Stück Piece	IP014 IP025 links of rechts gauche ou droite links oder rechts left or right	<table border="1"> <tr><td>BR</td><td></td></tr> <tr><td>AN</td><td></td></tr> <tr><td>KL</td><td></td></tr> <tr><td>GS</td><td></td></tr> <tr><td>Z</td><td></td></tr> <tr><td>W</td><td></td></tr> </table>	BR		AN		KL		GS		Z		W	
BR																
AN																
KL																
GS																
Z																
W																
 <p>ACMX09700 -Alu-polish -Alu-polish -Alu-polish -Alu-polish</p> <p>750ml</p>	1	Stuk Pièce Stück Piece		<table border="1"> <tr><td>BR</td><td></td></tr> <tr><td>AN</td><td></td></tr> <tr><td>KL</td><td></td></tr> <tr><td>GS</td><td></td></tr> <tr><td>Z</td><td></td></tr> <tr><td>W</td><td></td></tr> </table>	BR		AN		KL		GS		Z		W	
BR																
AN																
KL																
GS																
Z																
W																
 <p>ACMX09761 -Maxi-gloss -Maxi-gloss -Maxi-gloss -Maxi-gloss</p> <p>500ml</p>	1	Stuk Pièce Stück Piece		<table border="1"> <tr><td>BR</td><td></td></tr> <tr><td>AN</td><td></td></tr> <tr><td>KL</td><td></td></tr> <tr><td>GS</td><td></td></tr> <tr><td>Z</td><td></td></tr> <tr><td>W</td><td></td></tr> </table>	BR		AN		KL		GS		Z		W	
BR																
AN																
KL																
GS																
Z																
W																
 <p>ACMX09762 -Periodi-clean -Periodi-clean -Periodi-clean -Periodi-clean</p> <p>500ml</p>	1	Stuk Pièce Stück Piece		<table border="1"> <tr><td>BR</td><td></td></tr> <tr><td>AN</td><td></td></tr> <tr><td>KL</td><td></td></tr> <tr><td>GS</td><td></td></tr> <tr><td>Z</td><td></td></tr> <tr><td>W</td><td></td></tr> </table>	BR		AN		KL		GS		Z		W	
BR																
AN																
KL																
GS																
Z																
W																

BR = BRUT - BRUT - ROH - BRUT
 AN (X) = ANODISATIE - ANODISE - ELOXIERT - ANODISED
 AN (■) = GELAKT - LAQUE - LACKIERT - LACQUERED -- RAL9006M
 KL = STANDAARDKLEUREN - COULEUR STANDARD - BASIS FARBEN - BASIC COLORS
 GS = GEMOFFELD SPECIAAL - LAQUE SPECIAL - SPECIALFARBE - SPECIAL COLOR
 Z = ZWART - NOIR - SCHWARZ - BLACK
 W = WIT - BLANC - WEISS - WHITE

 GEREEDSCHAP - OUTILLAGE
 WERKZEUG - TOOL
 BEVESTIGING - FIXATION
 BEFESTIGUNG - FIXATION



		Verp. per Emb. par Pack pr.	Einheid Unité Einheit Unit	Toepassing Application Anwendung Application	Kleur Couleur Farbe Color												
	<p>ACMX09763</p> <p>-Teflon spray -Teflon spray -Teflon spray -Teflon spray</p> <p>400ml</p>	1	Stuk Pièce Stück Pièce		<table border="1"> <tr><td>BR</td><td></td></tr> <tr><td>AN</td><td></td></tr> <tr><td>KL</td><td></td></tr> <tr><td>GS</td><td></td></tr> <tr><td>Z</td><td></td></tr> <tr><td>W</td><td></td></tr> </table>	BR		AN		KL		GS		Z		W	
BR																	
AN																	
KL																	
GS																	
Z																	
W																	
	<p>ACMX09764</p> <p>-Maxi-cleaner -Maxi-cleaner -Maxi-cleaner -Maxi-cleaner</p> <p>500ml</p>	1	Stuk Pièce Stück Pièce		<table border="1"> <tr><td>BR</td><td></td></tr> <tr><td>AN</td><td></td></tr> <tr><td>KL</td><td></td></tr> <tr><td>GS</td><td></td></tr> <tr><td>Z</td><td></td></tr> <tr><td>W</td><td></td></tr> </table>	BR		AN		KL		GS		Z		W	
BR																	
AN																	
KL																	
GS																	
Z																	
W																	
	<p>ACMX09765</p> <p>-Glue-cleaner -Glue-cleaner -Glue-cleaner -Glue-cleaner</p> <p>500ml</p>	1	Stuk Pièce Stück Pièce		<table border="1"> <tr><td>BR</td><td></td></tr> <tr><td>AN</td><td></td></tr> <tr><td>KL</td><td></td></tr> <tr><td>GS</td><td></td></tr> <tr><td>Z</td><td></td></tr> <tr><td>W</td><td></td></tr> </table>	BR		AN		KL		GS		Z		W	
BR																	
AN																	
KL																	
GS																	
Z																	
W																	
	<p>ACMX09766</p> <p>-Surface activator -Surface activator -Surface activator -Surface activator</p> <p>1l</p>	1	Stuk Pièce Stück Pièce		<table border="1"> <tr><td>BR</td><td></td></tr> <tr><td>AN</td><td></td></tr> <tr><td>KL</td><td></td></tr> <tr><td>GS</td><td></td></tr> <tr><td>Z</td><td></td></tr> <tr><td>W</td><td></td></tr> </table>	BR		AN		KL		GS		Z		W	
BR																	
AN																	
KL																	
GS																	
Z																	
W																	
	<p>ACMX09767</p> <p>-Anti-stone</p> <p>opgepast voor natuursteen en metselwerk attention pour pierre de taille et maçonnerie achtung für Naturstein und Mauerwerk attention for natural stone and bricklaying</p> <p>500ml</p>	1	Stuk Pièce Stück Pièce		<table border="1"> <tr><td>BR</td><td></td></tr> <tr><td>AN</td><td></td></tr> <tr><td>KL</td><td></td></tr> <tr><td>GS</td><td></td></tr> <tr><td>Z</td><td></td></tr> <tr><td>W</td><td></td></tr> </table>	BR		AN		KL		GS		Z		W	
BR																	
AN																	
KL																	
GS																	
Z																	
W																	



		Verp. per Emb. par Pack pr. Pack pr.	Eenheid Unité Einheit Unit	Toepassing Application Anwendung Application	Kleur Couleur Farbe Color												
	ACMX09770 -Rol andywrap 100mm -Rouleau andywrap 100mm -Rolle andywrap 100mm -Roll andywrap 100mm	150	m		<table border="1"> <tr><td>BR</td><td></td></tr> <tr><td>AN</td><td></td></tr> <tr><td>KL</td><td></td></tr> <tr><td>GS</td><td></td></tr> <tr><td>Z</td><td></td></tr> <tr><td>W</td><td></td></tr> </table>	BR		AN		KL		GS		Z		W	
BR																	
AN																	
KL																	
GS																	
Z																	
W																	
	ACMX09775 -Houder andywrap -Manche andywrap -Halter andywrap -Grip andywrap	1	Stuk Pièce Stück Pièce		<table border="1"> <tr><td>BR</td><td></td></tr> <tr><td>AN</td><td></td></tr> <tr><td>KL</td><td></td></tr> <tr><td>GS</td><td></td></tr> <tr><td>Z</td><td></td></tr> <tr><td>W</td><td></td></tr> </table>	BR		AN		KL		GS		Z		W	
BR																	
AN																	
KL																	
GS																	
Z																	
W																	
	ACMX09801 -Beschermtape 50mm (500m) -Tape de protection 50mm (500m) -Schutz klebeband 50mm (500m) -Protective tape 50mm (500m)	1	Stuk Pièce Stück Pièce		<table border="1"> <tr><td>BR</td><td></td></tr> <tr><td>AN</td><td></td></tr> <tr><td>KL</td><td></td></tr> <tr><td>GS</td><td></td></tr> <tr><td>Z</td><td></td></tr> <tr><td>W</td><td></td></tr> </table>	BR		AN		KL		GS		Z		W	
BR																	
AN																	
KL																	
GS																	
Z																	
W																	
	ACMX09802 -Beschermtape 70mm (500m) -Tape de protection 70mm (500m) -Schutz klebeband 70mm (500m) -Protective tape 70mm (500m)	1	Stuk Pièce Stück Pièce		<table border="1"> <tr><td>BR</td><td></td></tr> <tr><td>AN</td><td></td></tr> <tr><td>KL</td><td></td></tr> <tr><td>GS</td><td></td></tr> <tr><td>Z</td><td></td></tr> <tr><td>W</td><td></td></tr> </table>	BR		AN		KL		GS		Z		W	
BR																	
AN																	
KL																	
GS																	
Z																	
W																	
	ACMX09803 -Beschermtape 100mm (500m) -Tape de protection 100mm (500m) -Schutz klebeband 100mm (500m) -Protective tape 100mm (500m)	1	Stuk Pièce Stück Pièce		<table border="1"> <tr><td>BR</td><td></td></tr> <tr><td>AN</td><td></td></tr> <tr><td>KL</td><td></td></tr> <tr><td>GS</td><td></td></tr> <tr><td>Z</td><td></td></tr> <tr><td>W</td><td></td></tr> </table>	BR		AN		KL		GS		Z		W	
BR																	
AN																	
KL																	
GS																	
Z																	
W																	

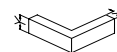
BR = BRUT - BRUT - ROH - BRUT
AN (X) = ANODISATIE - ANODISE - ELOXIERT - ANODISED
AN (■) = GELAKT - LAQUE - LACKIERT - LACQUERED -- RAL9006M
KL = STANDAARDKLEUREN - COULEUR STANDARD - BASIS FARBEN - BASIC COLORS
GS = GEMOFFELD SPECIAAL - LAQUE SPECIAL - SPECIALFARBE - SPECIAL COLOR
Z = ZWART - NOIR - SCHWARZ - BLACK
W = WIT - BLANC - WEISS - WHITE





GEREEDSCHAP - OUTILLAGE
WERKZEUG - TOOL



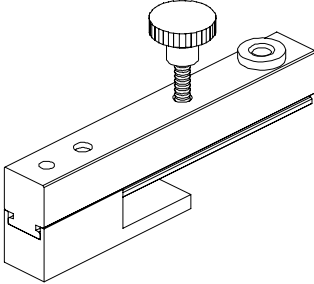
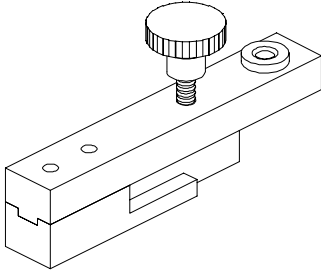
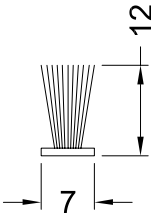


BEVESTIGING - FIXATION
BEFESTIGUNG - FIXATION





	Verp. per Emb. par Pack pr.	Einheid Unité Einheit Unit	Toepassing Application Anwendung Application	Kleur Couleur Farbe Color												
 <p>ACMX09804</p> <ul style="list-style-type: none"> -Beschermtape 35mm (500m) -Tape de protection 35mm (500m) -Schutz klebeband 35mm (500m) -Protective tape 35mm (500m) 	1	Stuk Pièce Stück Pièce		<table border="1"> <tr><td>BR</td><td></td></tr> <tr><td>AN</td><td></td></tr> <tr><td>KL</td><td></td></tr> <tr><td>GS</td><td></td></tr> <tr><td>Z</td><td></td></tr> <tr><td>W</td><td></td></tr> </table>	BR		AN		KL		GS		Z		W	
BR																
AN																
KL																
GS																
Z																
W																
 <p>ACMX09830</p> <ul style="list-style-type: none"> -Kleefstof voor EPDM-rubbers -Colle pour EPDM-caoutchouc -Dichtmasse+klebstoff EPDM gummi -Gum for EPDM-rubber 	1	Stuk Pièce Stück Pièce	ACIP030 ACVG31	<table border="1"> <tr><td>BR</td><td></td></tr> <tr><td>AN</td><td></td></tr> <tr><td>KL</td><td></td></tr> <tr><td>GS</td><td></td></tr> <tr><td>Z</td><td>X</td></tr> <tr><td>W</td><td></td></tr> </table>	BR		AN		KL		GS		Z	X	W	
BR																
AN																
KL																
GS																
Z	X															
W																
 <p>ACSB041</p> <ul style="list-style-type: none"> -Bijkomend sluitpunt "H" O.R. -Point de verrouillage sup. "L" O.F. 1200-1700mm -Mittelverschluss "H" D.F. -Adjusting lock plate "H" C.W. 	1	Stuk Pièce Stück Pièce		<table border="1"> <tr><td>BR</td><td></td></tr> <tr><td>AN</td><td></td></tr> <tr><td>KL</td><td></td></tr> <tr><td>GS</td><td></td></tr> <tr><td>Z</td><td></td></tr> <tr><td>W</td><td></td></tr> </table>	BR		AN		KL		GS		Z		W	
BR																
AN																
KL																
GS																
Z																
W																
 <p>ACSil04</p> <ul style="list-style-type: none"> -Afdichtingslijmkit voor versteknad. -Joint d'étanchéité pour onglets -Leim für abdichtung -Sealingglue 	1	Stuk Pièce Stück Pièce		<table border="1"> <tr><td>BR</td><td></td></tr> <tr><td>AN</td><td></td></tr> <tr><td>KL</td><td></td></tr> <tr><td>GS</td><td></td></tr> <tr><td>Z</td><td>X</td></tr> <tr><td>W</td><td>X</td></tr> </table>	BR		AN		KL		GS		Z	X	W	X
BR																
AN																
KL																
GS																
Z	X															
W	X															
 <p>ACSil08</p> <ul style="list-style-type: none"> -Siliconenpomp -Pistolet doseur pour les tubes silicones -Handkartuschenpistole für die verarbeitung von silikone und leime -Silicone gun 	1	Stuk Pièce Stück Pièce		<table border="1"> <tr><td>BR</td><td></td></tr> <tr><td>AN</td><td></td></tr> <tr><td>KL</td><td></td></tr> <tr><td>GS</td><td></td></tr> <tr><td>Z</td><td></td></tr> <tr><td>W</td><td></td></tr> </table>	BR		AN		KL		GS		Z		W	
BR																
AN																
KL																
GS																
Z																
W																

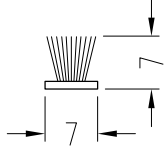
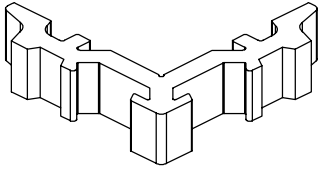





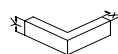
		Verp. per Emb. par Pack pr. Pack pr.	Eenheid Unité Einheit Unit	Toepassing Application Anwendung Application	Kleur Couleur Farbe Color												
	ACSIL013 -Lijm voor verstekhoek -Colle pour onglet -Kleber für gehrung -Glue for mitre	1	Stuk Pièce Stück Pièce		<table border="1"> <tr><td>BR</td><td></td></tr> <tr><td>AN</td><td></td></tr> <tr><td>KL</td><td></td></tr> <tr><td>GS</td><td></td></tr> <tr><td>Z</td><td></td></tr> <tr><td>W</td><td></td></tr> </table>	BR		AN		KL		GS		Z		W	
BR																	
AN																	
KL																	
GS																	
Z																	
W																	
	ACSIL014 -Anticorro-beschermingsproduct -Anticorro-produit de protection -Anticorro-schutzprodukt -Anticorro-protection product 500ml	1	Stuk Pièce Stück Pièce		<table border="1"> <tr><td>BR</td><td></td></tr> <tr><td>AN</td><td></td></tr> <tr><td>KL</td><td></td></tr> <tr><td>GS</td><td></td></tr> <tr><td>Z</td><td></td></tr> <tr><td>W</td><td></td></tr> </table>	BR		AN		KL		GS		Z		W	
BR																	
AN																	
KL																	
GS																	
Z																	
W																	
	ACSP905 -Boormal voor variabele hoek buitenkamer kader -Gabarit pour clame variable dormant -Bohrer Mall für verstellbare Eckverbinder Rahmenprofil -Boring jig for adjustable bracket outer frame	1	Stuk Pièce Stück Pièce	ACIP116A ACIP117A	<table border="1"> <tr><td>BR</td><td></td></tr> <tr><td>AN</td><td></td></tr> <tr><td>KL</td><td></td></tr> <tr><td>GS</td><td></td></tr> <tr><td>Z</td><td></td></tr> <tr><td>W</td><td></td></tr> </table>	BR		AN		KL		GS		Z		W	
BR																	
AN																	
KL																	
GS																	
Z																	
W																	
	ACSP906 -Boormal voor variabele hoek buitenkamer vleugel -Gabarit pour clame variable ouvrant -Bohrer Mall für verstellbare Eckverbinder Flügelprofil -Boring jig for adjustable bracket window frame	1	Stuk Pièce Stück Pièce	ACIP120A	<table border="1"> <tr><td>BR</td><td></td></tr> <tr><td>AN</td><td></td></tr> <tr><td>KL</td><td></td></tr> <tr><td>GS</td><td></td></tr> <tr><td>Z</td><td></td></tr> <tr><td>W</td><td></td></tr> </table>	BR		AN		KL		GS		Z		W	
BR																	
AN																	
KL																	
GS																	
Z																	
W																	
	ACSR011 -Borstel 12mm -Brosse 12mm -Bürste 12mm -Brush 12mm	100	m	IP420	<table border="1"> <tr><td>BR</td><td></td></tr> <tr><td>AN</td><td></td></tr> <tr><td>KL</td><td></td></tr> <tr><td>GS</td><td></td></tr> <tr><td>Z</td><td></td></tr> <tr><td>W</td><td></td></tr> </table>	BR		AN		KL		GS		Z		W	
BR																	
AN																	
KL																	
GS																	
Z																	
W																	






BR = BRUT - BRUT - ROH - BRUT
 AN (X) = ANODISATIE - ANODISE - ELOXIERT - ANODISED
 AN (■) = GELAKT - LAQUE - LACKIERT - LACQUERED -- RAL9006M
 KL = STANDAARDKLEUREN - COULEUR STANDARD - BASIS FARBEN - BASIC COLORS
 GS = GEMOFFELD SPECIAAL - LAQUE SPECIAL - SPECIALFARBE - SPECIAL COLOR
 Z = ZWART - NOIR - SCHWARZ - BLACK
 W = WIT - BLANC - WEISS - WHITE

 GEREEDSCHAP - OUTILLAGE
 WERKZEUG - TOOL
 BEVESTIGING - FIXATION
 BEFESTIGUNG - FIXATION



		Verp. per Emb. par Pack pr.	Einheid Unité Einheit Unit	Toepassing Application Anwendung Application	Kleur Couleur Farbe Color												
	<p>ACSR012A</p> <ul style="list-style-type: none"> -Borstel 7mm -Brosse 7mm -Bürste 7mm -Brush 7mm 	100	m		<table border="1"> <tr><td>BR</td><td></td></tr> <tr><td>AN</td><td></td></tr> <tr><td>KL</td><td></td></tr> <tr><td>GS</td><td></td></tr> <tr><td>Z</td><td></td></tr> <tr><td>W</td><td></td></tr> </table>	BR		AN		KL		GS		Z		W	
BR																	
AN																	
KL																	
GS																	
Z																	
W																	
 <p>X=15mm Y=15mm</p>	<p>ACTL023</p> <ul style="list-style-type: none"> -Pershoek voor buitenste kamer -Clame à presser pour chambre extérieure -Eckverbinder Stanzbar für aussere kammer -Clamping corner for outside chamber 	1	Stuk Pièce Stück Pièce	IP044	<table border="1"> <tr><td>BR</td><td></td></tr> <tr><td>AN</td><td></td></tr> <tr><td>KL</td><td></td></tr> <tr><td>GS</td><td></td></tr> <tr><td>Z</td><td></td></tr> <tr><td>W</td><td></td></tr> </table>	BR		AN		KL		GS		Z		W	
BR																	
AN																	
KL																	
GS																	
Z																	
W																	
	<p>ACUN020</p> <ul style="list-style-type: none"> -Klembaar verstekhoekje -Equerre avec fonction de serrage -Eckverbinder mit sperrfunktion -Alignment corner with locking function 	10	Stuk Pièce Stück Pièce	IP010 IP011 IP012 IP020 IP021	<table border="1"> <tr><td>BR</td><td></td></tr> <tr><td>AN</td><td></td></tr> <tr><td>KL</td><td></td></tr> <tr><td>GS</td><td></td></tr> <tr><td>Z</td><td></td></tr> <tr><td>W</td><td></td></tr> </table>	BR		AN		KL		GS		Z		W	
BR																	
AN																	
KL																	
GS																	
Z																	
W																	
	<p>ACUN060</p> <ul style="list-style-type: none"> -Afgerond alu glaslathoekje -Angle pour parclose arrondi en aluminium -Aufgerundete glasecke in alu. -Aluminium rounded glass beading corner 	20	Stuk Pièce Stück Pièce	VL161 VL163 VL164 VL166 VL66 IP066	<table border="1"> <tr><td>BR</td><td>X</td></tr> <tr><td>AN</td><td></td></tr> <tr><td>KL</td><td></td></tr> <tr><td>GS</td><td>X</td></tr> <tr><td>Z</td><td></td></tr> <tr><td>W</td><td>X</td></tr> </table>	BR	X	AN		KL		GS	X	Z		W	X
BR	X																
AN																	
KL																	
GS	X																
Z																	
W	X																
	<p>ACVG231</p> <ul style="list-style-type: none"> -Beglazingsrubber buiten 2mm -Joint de vitrage extérieure 2mm -Glasanlage-Dichtung 2mm -Glazing gasket outside 2mm 	200	m	IP010 IP011 IP012 IP020 IP021	<table border="1"> <tr><td>BR</td><td></td></tr> <tr><td>AN</td><td></td></tr> <tr><td>KL</td><td></td></tr> <tr><td>GS</td><td></td></tr> <tr><td>Z</td><td></td></tr> <tr><td>W</td><td></td></tr> </table>	BR		AN		KL		GS		Z		W	
BR																	
AN																	
KL																	
GS																	
Z																	
W																	



		Verp. per Emb. par Pack pr. Pack pr.	Eenheid Unité Einheit Unit	Toepassing Application Anwendung Application	Kleur Couleur Farbe Color
	ACVG231N -Beglazingsrubber buiten 2mm ronddraaiend -Joint de vitrage extérieure 2mm tournant -Glasanlage-Dichtung 2mm herumdrehend -Glazing gasket outside 2mm rotated	200	m	IP010 IP011 IP012 IP020 IP021	BR AN KL GS Z W
	ACVG31 -Beglazingsrubber buiten 3mm -Joint de vitrage extérieure 3mm -Glasanlage-Dichtung 3mm -Glazing gasket outside 3mm	200	m	IP010 IP011 IP012 IP020 IP021 IP030 IP031 IP032 IP034 IP035	BR AN KL GS Z W
	ACVG31N -Beglazingsrubber buiten 3mm ronddraaiend -Joint de vitrage extérieure 3mm tournant -Glasanlage-Dichtung 3mm herumdrehend -Glazing gasket outside 3mm rotated	200	m	IP010 IP011 IP012 IP020 IP021 IP030 IP031 IP032 IP034 IP035	BR AN KL GS Z W
	ACVG131 -Beglazingsrubber buiten 5mm -Joint de vitrage extérieure 5mm -Glasanlage-Dichtung 5mm -Glazing gasket outside 5mm	100	m	IP01* IP02* IP03* IP162	BR AN KL GS Z W
	ACVG131N -Beglazingsrubber buiten 5mm ronddraaiend -Joint de vitrage extérieure 5mm tournant -Glasanlage-Dichtung 5mm herumdrehend -Glazing gasket outside 5mm rotated	100	m	IP01* IP02* IP03* IP162	BR AN KL GS Z W

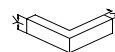
BR = BRUT - BRUT - ROH - BRUT
 AN (X) = ANODISATIE - ANODISE - ELOXIERT - ANODISED
 AN (■) = GELAKT - LAQUE - LACKIERT - LACQUERED -- RAL9006M
 KL = STANDAARDKLEUREN - COULEUR STANDARD - BASIS FARBEN - BASIC COLORS
 GS = GEMOFFELD SPECIAAL - LAQUE SPECIAL - SPECIALFARBE - SPECIAL COLOR
 Z = ZWART - NOIR - SCHWARZ - BLACK
 W = WIT - BLANC - WEISS - WHITE








GEREEDSCHAP - OUTILLAGE
WERKZEUG - TOOL



BEVESTIGING - FIXATION
BEFESTIGUNG - FIXATION



		Verp. per Emb. par Pack pr.	Einheid Unité Einheit Unit	Toepassing Application Anwendung Application	Kleur Couleur Farbe Color												
	ACVG32 -Beglazingsrubber 3mm -Joint de vitrage 3mm -Glasdichtung 3mm -Glazing gasket 3mm	100	m	VL6* IP065 IP066 IP171	<table border="1"> <tr><td>BR</td><td></td></tr> <tr><td>AN</td><td></td></tr> <tr><td>KL</td><td></td></tr> <tr><td>GS</td><td></td></tr> <tr><td>Z</td><td></td></tr> <tr><td>W</td><td></td></tr> </table>	BR		AN		KL		GS		Z		W	
BR																	
AN																	
KL																	
GS																	
Z																	
W																	
	ACVG32N -Beglazingsrubber 3mm ronddraaiend -Joint de vitrage 3mm tournant -Glasdichtung 3mm herumdrehend -Glazing gasket 3mm rotated	100	m	VL6* IP065 IP066 IP171	<table border="1"> <tr><td>BR</td><td></td></tr> <tr><td>AN</td><td></td></tr> <tr><td>KL</td><td></td></tr> <tr><td>GS</td><td></td></tr> <tr><td>Z</td><td></td></tr> <tr><td>W</td><td></td></tr> </table>	BR		AN		KL		GS		Z		W	
BR																	
AN																	
KL																	
GS																	
Z																	
W																	
	ACVG32IW -Beglazingsrubber 3mm inbraakwerend -Joint de vitrage 3mm anti-effraction -Glasdichtung 3mm einbruchhemmend -Glazing gasket 3mm burglary proof	100	m	VL6* IP065 IP066 IP171 IP561 IP569	<table border="1"> <tr><td>BR</td><td></td></tr> <tr><td>AN</td><td></td></tr> <tr><td>KL</td><td></td></tr> <tr><td>GS</td><td></td></tr> <tr><td>Z</td><td></td></tr> <tr><td>W</td><td></td></tr> </table>	BR		AN		KL		GS		Z		W	
BR																	
AN																	
KL																	
GS																	
Z																	
W																	
	ACVG33 -Beglazingsrubber 4mm -Joint de vitrage 4mm -Glasdichtung 4mm -Glazing gasket 4mm	100	m	VL6* IP065 IP066 IP171	<table border="1"> <tr><td>BR</td><td></td></tr> <tr><td>AN</td><td></td></tr> <tr><td>KL</td><td></td></tr> <tr><td>GS</td><td></td></tr> <tr><td>Z</td><td></td></tr> <tr><td>W</td><td></td></tr> </table>	BR		AN		KL		GS		Z		W	
BR																	
AN																	
KL																	
GS																	
Z																	
W																	
	ACVG33N -Beglazingsrubber 4mm ronddraaiend -Joint de vitrage 4mm tournant -Glasdichtung 4mm herumdrehend -Glazing gasket 4mm rotated	100	m	VL6* IP065 IP066 IP171	<table border="1"> <tr><td>BR</td><td></td></tr> <tr><td>AN</td><td></td></tr> <tr><td>KL</td><td></td></tr> <tr><td>GS</td><td></td></tr> <tr><td>Z</td><td></td></tr> <tr><td>W</td><td></td></tr> </table>	BR		AN		KL		GS		Z		W	
BR																	
AN																	
KL																	
GS																	
Z																	
W																	

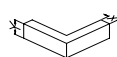
BR = BRUT - BRUT - ROH - BRUT
 AN (X) = ANODISATIE - ANODISE - ELOXIERT - ANODISED
 AN (■) = GELAKT - LAQUE - LACKIERT - LACQUERED -- RAL9006M
 KL = STANDAARDKLEUREN - COULEUR STANDARD - BASIS FARBEN - BASIC COLORS
 GS = GEMOFFELD SPECIAAL - LAQUE SPECIAL - SPECIALFARBE - SPECIAL COLOR
 Z = ZWART - NOIR - SCHWARZ - BLACK
 W = WIT - BLANC - WEISS - WHITE








GEREEDSCHAP - OUTILLAGE
WERKZEUG - TOOL



BEVESTIGING - FIXATION
BEFESTIGUNG - FIXATION



		Verp. per Emb. par Pack pr. Pack pr.	Eenheid Unité Einheit Unit	Toepassing Application Anwendung Application	Kleur Couleur Farbe Color												
	ACVG33IW -Beglazingsrubber 4mm inbraakwerend -Joint de vitrage 4mm anti-effraction -Glasdichtung 4mm einbruchhemmend -Glazing gasket 4mm burrlary proof	100	m	VL6* IP065 IP066 IP171 IP561 IP569	<table border="1"> <tr><td>BR</td><td></td></tr> <tr><td>AN</td><td></td></tr> <tr><td>KL</td><td></td></tr> <tr><td>GS</td><td></td></tr> <tr><td>Z</td><td></td></tr> <tr><td>W</td><td></td></tr> </table>	BR		AN		KL		GS		Z		W	
BR																	
AN																	
KL																	
GS																	
Z																	
W																	
	ACVG34 -Beglazingsrubber 5mm -Joint de vitrage 5mm -Glasdichtung 5mm -Glazing gasket 5mm	100	m	VL6* IP065 IP066 IP171	<table border="1"> <tr><td>BR</td><td></td></tr> <tr><td>AN</td><td></td></tr> <tr><td>KL</td><td></td></tr> <tr><td>GS</td><td></td></tr> <tr><td>Z</td><td></td></tr> <tr><td>W</td><td></td></tr> </table>	BR		AN		KL		GS		Z		W	
BR																	
AN																	
KL																	
GS																	
Z																	
W																	
	ACVG34N -Beglazingsrubber 5mm ronddraaiend -Joint de vitrage 5mm tournant -Glasdichtung 5mm herumdrehend -Glazing gasket 5mm rotated	100	m	VL6* IP065 IP066 IP171	<table border="1"> <tr><td>BR</td><td></td></tr> <tr><td>AN</td><td></td></tr> <tr><td>KL</td><td></td></tr> <tr><td>GS</td><td></td></tr> <tr><td>Z</td><td></td></tr> <tr><td>W</td><td></td></tr> </table>	BR		AN		KL		GS		Z		W	
BR																	
AN																	
KL																	
GS																	
Z																	
W																	
	ACVG34IW -Beglazingsrubber 5mm inbraakwerend -Joint de vitrage 5mm anti-effraction -Glasdichtung 5mm einbruchhemmend -Glazing gasket 5mm burglary proof	100	m	VL6* IP065 IP066 IP171 IP561 IP569	<table border="1"> <tr><td>BR</td><td></td></tr> <tr><td>AN</td><td></td></tr> <tr><td>KL</td><td></td></tr> <tr><td>GS</td><td></td></tr> <tr><td>Z</td><td></td></tr> <tr><td>W</td><td></td></tr> </table>	BR		AN		KL		GS		Z		W	
BR																	
AN																	
KL																	
GS																	
Z																	
W																	
	ACVG45 -Afdekkapje waterafvoer -Capuchon écoulement d'eau -Abdeckkappe entwässerung -Drain hole cover	1	Stuk Pièce Stück Piece	IP010 IP011 IP012 IP020 IP021 IP030 IP031 IP032 IP034	<table border="1"> <tr><td>BR</td><td></td></tr> <tr><td>AN</td><td></td></tr> <tr><td>KL</td><td>X</td></tr> <tr><td>GS</td><td></td></tr> <tr><td>Z</td><td>X</td></tr> <tr><td>W</td><td>X</td></tr> </table>	BR		AN		KL	X	GS		Z	X	W	X
BR																	
AN																	
KL	X																
GS																	
Z	X																
W	X																

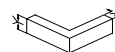
BR = BRUT - BRUT - ROH - BRUT
AN (X) = ANODISATIE - ANODISE - ELOXIERT - ANODISED
AN (■) = GELAKT - LAQUE - LACKIERT - LACQUERED -- RAL9006M
KL = STANDAARDKLEUREN - COULEUR STANDARD - BASIS FARBEN - BASIC COLORS
GS = GEMOFFELD SPECIAAL - LAQUE SPECIAL - SPECIALFARBE - SPECIAL COLOR
Z = ZWART - NOIR - SCHWARZ - BLACK
W = WIT - BLANC - WEISS - WHITE



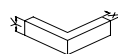
GEREEDSCHAP - OUTILLAGE
WERKZEUG - TOOL





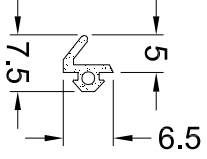


BEVESTIGING - FIXATION
BEFESTIGUNG - FIXATION



	Verp. per Emb. par Pack pr.	Einheid Unité Einheit Unit	Toepassing Application Anwendung Application	Kleur Couleur Farbe Color												
 <p>ACVG65 -Zeskantsleutel 2.5mm -Clé à six pans 2.5mm -Sechskantschlüssel 2.5mm -T-handle hexagon key 2.5mm</p>	1	Stuk Pièce Stück Pièce	ACIP011A ACIP013A ACIP015A ACIP021A ACIP023A ACIP025A ACIP026A ACIP027A ACIP116A ACIP120A ...	<table border="1"> <tr><td>BR</td><td></td></tr> <tr><td>AN</td><td></td></tr> <tr><td>KL</td><td></td></tr> <tr><td>GS</td><td></td></tr> <tr><td>Z</td><td></td></tr> <tr><td>W</td><td></td></tr> </table>	BR		AN		KL		GS		Z		W	
BR																
AN																
KL																
GS																
Z																
W																
 <p>ACVG66 -Zeskantsleutel 3mm -Clé à six pans 3mm -Sechskantschlüssel 3mm -T-handle hexagon key 3mm</p>	1	Stuk Pièce Stück Pièce	ACIP011B ACIP013B ACIP015B ACIP021B ACIP023B ACIP025A ACIP025B ACIP026A ACIP026B ACIP027A ...	<table border="1"> <tr><td>BR</td><td></td></tr> <tr><td>AN</td><td></td></tr> <tr><td>KL</td><td></td></tr> <tr><td>GS</td><td></td></tr> <tr><td>Z</td><td></td></tr> <tr><td>W</td><td></td></tr> </table>	BR		AN		KL		GS		Z		W	
BR																
AN																
KL																
GS																
Z																
W																
 <p>ACVG246 -Speciale zelft. inbusvijs -Vis spéciale -Schraube speziell -Special screw</p> <p> DIN912 4,8x50 INOX A2</p>	1	Stuk Pièce Stück Pièce	IP130	<table border="1"> <tr><td>BR</td><td></td></tr> <tr><td>AN</td><td></td></tr> <tr><td>KL</td><td></td></tr> <tr><td>GS</td><td></td></tr> <tr><td>Z</td><td></td></tr> <tr><td>W</td><td></td></tr> </table>	BR		AN		KL		GS		Z		W	
BR																
AN																
KL																
GS																
Z																
W																
 <p>ACDR050 -Inox schroef -Vis en inox -Inox Schraube -Stainless steel screw</p> <p> DIN7982 M4x20</p>	200	Stuk Pièce Stück Pièce	IP034	<table border="1"> <tr><td>BR</td><td></td></tr> <tr><td>AN</td><td></td></tr> <tr><td>KL</td><td></td></tr> <tr><td>GS</td><td></td></tr> <tr><td>Z</td><td></td></tr> <tr><td>W</td><td></td></tr> </table>	BR		AN		KL		GS		Z		W	
BR																
AN																
KL																
GS																
Z																
W																
 <p>ACVL020 -Verstekhoekje in inox -Equerre de jonction -Eckverstärkung -Framing square</p>	1	Stuk Pièce Stück Pièce	IP010 IP011 IP012 IP020 IP021	<table border="1"> <tr><td>BR</td><td></td></tr> <tr><td>AN</td><td></td></tr> <tr><td>KL</td><td></td></tr> <tr><td>GS</td><td></td></tr> <tr><td>Z</td><td></td></tr> <tr><td>W</td><td></td></tr> </table>	BR		AN		KL		GS		Z		W	
BR																
AN																
KL																
GS																
Z																
W																



		Verp. per Emb. par Pack pr. Pack pr.	Eenheid Unité Einheit Unit	Toepassing Application Anwendung Application	Kleur Couleur Farbe Color												
	ACVL020B -Verstekhoekje in kunststof -Equerre de jonction en plastique -Eckverstärkung in plastik -Framing square in plastic	1	Stuk Pièce Stück Piece	IP010 IP011 IP012 IP020 IP021	<table border="1"> <tr><td>BR</td><td></td></tr> <tr><td>AN</td><td></td></tr> <tr><td>KL</td><td></td></tr> <tr><td>GS</td><td></td></tr> <tr><td>Z</td><td></td></tr> <tr><td>W</td><td></td></tr> </table>	BR		AN		KL		GS		Z		W	
BR																	
AN																	
KL																	
GS																	
Z																	
W																	
	ACVL029 -Verstevigingsstukje voor T-verbinder -Pièce renforcement pour assemblage-T -Verstärkung stück für T-verbinder -Strengthening piece for connecting bracket	1	Stuk Pièce Stück Piece	IP030 IP031 IP032 IP033 IP034 IP035 IP112 IP130	<table border="1"> <tr><td>BR</td><td></td></tr> <tr><td>AN</td><td></td></tr> <tr><td>KL</td><td></td></tr> <tr><td>GS</td><td></td></tr> <tr><td>Z</td><td></td></tr> <tr><td>W</td><td></td></tr> </table>	BR		AN		KL		GS		Z		W	
BR																	
AN																	
KL																	
GS																	
Z																	
W																	
	ACVL031 -Aanslagdichting ramen -Joint pour fenêtres -Flügeldichtung Rahmen -Gasket for windows	100	m	IP020 IP021 IP045	<table border="1"> <tr><td>BR</td><td></td></tr> <tr><td>AN</td><td></td></tr> <tr><td>KL</td><td></td></tr> <tr><td>GS</td><td></td></tr> <tr><td>Z</td><td></td></tr> <tr><td>W</td><td></td></tr> </table>	BR		AN		KL		GS		Z		W	
BR																	
AN																	
KL																	
GS																	
Z																	
W																	
	ACVL031N -Aanslagdichting ramen ronddraaiend -Joint pour fenêtres tournant -Flügeldichtung Rahmen herumdrehend -Gasket for windows rotated	100	m	IP020 IP021 IP045	<table border="1"> <tr><td>BR</td><td></td></tr> <tr><td>AN</td><td></td></tr> <tr><td>KL</td><td></td></tr> <tr><td>GS</td><td></td></tr> <tr><td>Z</td><td></td></tr> <tr><td>W</td><td></td></tr> </table>	BR		AN		KL		GS		Z		W	
BR																	
AN																	
KL																	
GS																	
Z																	
W																	
	ACVL032 -Aanslagdichting deuren -Joint pour portes -Flügeldichtung Türen -Gasket for doors	100	m	IP010 IP014 IP015 IP024 IP025 IP047 IP112 IP114 IP115	<table border="1"> <tr><td>BR</td><td></td></tr> <tr><td>AN</td><td></td></tr> <tr><td>KL</td><td></td></tr> <tr><td>GS</td><td></td></tr> <tr><td>Z</td><td></td></tr> <tr><td>W</td><td></td></tr> </table>	BR		AN		KL		GS		Z		W	
BR																	
AN																	
KL																	
GS																	
Z																	
W																	

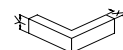
BR = BRUT - BRUT - ROH - BRUT
AN (X) = ANODISATIE - ANODISE - ELOXIERT - ANODISED
AN (■) = GELAKT - LAQUE - LACKIERT - LACQUERED -- RAL9006M
KL = STANDAARDKLEUREN - COULEUR STANDARD - BASIS FARBEN - BASIC COLORS
GS = GEMOFFELD SPECIAAL - LAQUE SPECIAL - SPECIALFARBE - SPECIAL COLOR
Z = ZWART - NOIR - SCHWARZ - BLACK
W = WIT - BLANC - WEISS - WHITE


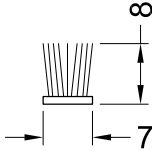
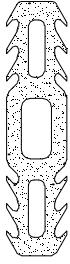




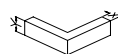
GEREEDSCHAP - OUTILLAGE
WERKZEUG - TOOL



BEVESTIGING - FIXATION
BEFESTIGUNG - FIXATION



		Verp. per Emb. par Pack pr.	Eenheid Unité Einheit Unit	Toepassing Application Anwendung Application	Kleur Couleur Farbe Color												
	ACVL032N -Aanslagdichting deuren ronddraaiend -Joint pour portes tournant -Flügelichtung Türen herumdrehend -Gasket for doors rotated	100	m	IP010 IP014 IP015 IP024 IP025 IP047 IP112 IP114 IP115	<table border="1"> <tr><td>BR</td><td></td></tr> <tr><td>AN</td><td></td></tr> <tr><td>KL</td><td></td></tr> <tr><td>GS</td><td></td></tr> <tr><td>Z</td><td></td></tr> <tr><td>W</td><td></td></tr> </table>	BR		AN		KL		GS		Z		W	
BR																	
AN																	
KL																	
GS																	
Z																	
W																	
	ACVL033 -Borsteldichting onderkant deur -Brosse desous de porte -Bürstendichtung für türen -Brush fitting bottem side doors	50	m	VL73	<table border="1"> <tr><td>BR</td><td></td></tr> <tr><td>AN</td><td></td></tr> <tr><td>KL</td><td></td></tr> <tr><td>GS</td><td></td></tr> <tr><td>Z</td><td></td></tr> <tr><td>W</td><td></td></tr> </table>	BR		AN		KL		GS		Z		W	
BR																	
AN																	
KL																	
GS																	
Z																	
W																	
	ACVL035 -Koppelingsvoeg -Joint de couplage -Kupplungsdichtung -Coupling gasket	25	m	IP058	<table border="1"> <tr><td>BR</td><td></td></tr> <tr><td>AN</td><td></td></tr> <tr><td>KL</td><td></td></tr> <tr><td>GS</td><td></td></tr> <tr><td>Z</td><td></td></tr> <tr><td>W</td><td></td></tr> </table>	BR		AN		KL		GS		Z		W	
BR																	
AN																	
KL																	
GS																	
Z																	
W																	
	ACVL058 -Klemstuk VL70 -Clip pour VL70 -Befestigungskotz für VL70 -Clip for VL70	1	Stuk Pièce Stück Piece	VL70	<table border="1"> <tr><td>BR</td><td></td></tr> <tr><td>AN</td><td></td></tr> <tr><td>KL</td><td></td></tr> <tr><td>GS</td><td></td></tr> <tr><td>Z</td><td></td></tr> <tr><td>W</td><td></td></tr> </table>	BR		AN		KL		GS		Z		W	
BR																	
AN																	
KL																	
GS																	
Z																	
W																	
	ACVL059 -Eindkapjes voor VL72 -Embout pour VL72 -Endstück für VL72 -Sealing sill member for VL72	1	Set	VL72 VL73	<table border="1"> <tr><td>BR</td><td></td></tr> <tr><td>AN</td><td></td></tr> <tr><td>KL</td><td></td></tr> <tr><td>GS</td><td></td></tr> <tr><td>Z</td><td>X</td></tr> <tr><td>W</td><td>X</td></tr> </table>	BR		AN		KL		GS		Z	X	W	X
BR																	
AN																	
KL																	
GS																	
Z	X																
W	X																



		Verp. per Emb. par Pack pr. Pack pr.	Eenheid Unité Einheit Unit	Toepassing Application Anwendung Application	Kleur Couleur Farbe Color												
	ACVL060 -Sluitstuk PVC voor condensgoot -Arrêt d'eau PVC pour seuil -Dichtungsstück PVC -Nylon piece for sill member	1	Stuk Pièce Stück Piece	IP057	<table border="1"> <tr><td>BR</td><td></td></tr> <tr><td>AN</td><td></td></tr> <tr><td>KL</td><td></td></tr> <tr><td>GS</td><td></td></tr> <tr><td>Z</td><td>X</td></tr> <tr><td>W</td><td>X</td></tr> </table>	BR		AN		KL		GS		Z	X	W	X
BR																	
AN																	
KL																	
GS																	
Z	X																
W	X																
	ACVL061 -Blindklinknagel voor VL72 -Rivet pop pour VL72 -Blindniete für VL72 -Rivet for VL72	100	Stuk Pièce Stück Piece	VL72 VL76	<table border="1"> <tr><td>BR</td><td></td></tr> <tr><td>AN</td><td></td></tr> <tr><td>KL</td><td></td></tr> <tr><td>GS</td><td></td></tr> <tr><td>Z</td><td></td></tr> <tr><td>W</td><td></td></tr> </table>	BR		AN		KL		GS		Z		W	
BR																	
AN																	
KL																	
GS																	
Z																	
W																	
	ACVL062 -Inloopstuk rolluikgeleider -Entonnoir coulisseau store -Inlaufstück für Rolladen -Enterpiece for shutter	1	Set	VL70	<table border="1"> <tr><td>BR</td><td></td></tr> <tr><td>AN</td><td></td></tr> <tr><td>KL</td><td></td></tr> <tr><td>GS</td><td></td></tr> <tr><td>Z</td><td>X</td></tr> <tr><td>W</td><td>X</td></tr> </table>	BR		AN		KL		GS		Z	X	W	X
BR																	
AN																	
KL																	
GS																	
Z	X																
W	X																
	ACVL063 -Aandrukrol voor rolluik -Rouleau renvoi pour store -Andrückrolle für Rolladen -Push roller for shutter	1	Stuk Pièce Stück Piece	VL71	<table border="1"> <tr><td>BR</td><td></td></tr> <tr><td>AN</td><td></td></tr> <tr><td>KL</td><td></td></tr> <tr><td>GS</td><td></td></tr> <tr><td>Z</td><td></td></tr> <tr><td>W</td><td></td></tr> </table>	BR		AN		KL		GS		Z		W	
BR																	
AN																	
KL																	
GS																	
Z																	
W																	
	ACVL090 L/R -Draaidoos 180° -Pivot 180° -Drehschalenlager 180° -Pivot box 180° Schroeven niet meegeleverd Fourniture sans vis Lieferung ohne schrauben Delivered without screws (Max.:hor.=180Kg Ver.=120Kg)  DIN963 M5x20	1	Stuk Pièce Stück Piece	IP045	<table border="1"> <tr><td>BR</td><td></td></tr> <tr><td>AN</td><td>X</td></tr> <tr><td>KL</td><td>X</td></tr> <tr><td>GS</td><td>X</td></tr> <tr><td>Z</td><td></td></tr> <tr><td>W</td><td></td></tr> </table>	BR		AN	X	KL	X	GS	X	Z		W	
BR																	
AN	X																
KL	X																
GS	X																
Z																	
W																	

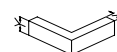
BR = BRUT - BRUT - ROH - BRUT
AN (X) = ANODISATIE - ANODISE - ELOXIERT - ANODISED
AN (■) = GELAKT - LAQUE - LACKIERT - LACQUERED -- RAL9006M
KL = STANDAARDKLEUREN - COULEUR STANDARD - BASIS FARBEN - BASIC COLORS
GS = GEMOFFELD SPECIAAL - LAQUE SPECIAL - SPECIALFARBE - SPECIAL COLOR
Z = ZWART - NOIR - SCHWARZ - BLACK
W = WIT - BLANC - WEISS - WHITE



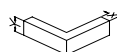
GEREEDSCHAP - OUTILLAGE
WERKZEUG - TOOL



BEVESTIGING - FIXATION
BEFESTIGUNG - FIXATION





	Verp. per Emb. par Pack pr.	Einheid Unité Einheit Unit	Toepassing Application Anwendung Application	Kleur Couleur Farbe Color												
 <p>ACVL091 L/R -Draaidoos 180° + bloc. -Pivot 180° + bloc. -Drehschalenlager 180° + spaltl. -Pivot box 180°+ ventilation</p> <p>Schroeven niet meegeleverd Fourniture sans vis Lieferung ohne schrauben Delivered without screws</p> <p>(Max.:hor.=180Kg Ver.=120Kg)</p> <p> DIN963 M5x20</p>	1	Stuk Pièce Stück Piece	IP045	<table border="1"> <tr><td>BR</td><td></td></tr> <tr><td>AN</td><td>X</td></tr> <tr><td>KL</td><td>X</td></tr> <tr><td>GS</td><td>X</td></tr> <tr><td>Z</td><td></td></tr> <tr><td>W</td><td></td></tr> </table>	BR		AN	X	KL	X	GS	X	Z		W	
BR																
AN	X															
KL	X															
GS	X															
Z																
W																
 <p>ACVL092 Set sluitwerk voor wentelraam -Set verrouillage pour pivotant -Zubehorteile für Swingflügel -Set for pivoting window</p>	1	Stuk Pièce Stück Piece	IP045	<table border="1"> <tr><td>BR</td><td></td></tr> <tr><td>AN</td><td></td></tr> <tr><td>KL</td><td></td></tr> <tr><td>GS</td><td></td></tr> <tr><td>Z</td><td></td></tr> <tr><td>W</td><td></td></tr> </table>	BR		AN		KL		GS		Z		W	
BR																
AN																
KL																
GS																
Z																
W																
 <p>ACVL093 -Afgeronde raamkruk CS -Cremone arrondie FC -Abgerundet handgriff CV -Rounded handle CC</p> <p>Schroeven niet meegeleverd Fourniture sans vis Lieferung ohne schrauben Delivered without screws</p> <p> DIN7985 M5x30</p>	1	Stuk Pièce Stück Piece	IP032	<table border="1"> <tr><td>BR</td><td></td></tr> <tr><td>AN</td><td>X</td></tr> <tr><td>KL</td><td>X</td></tr> <tr><td>GS</td><td>X</td></tr> <tr><td>Z</td><td></td></tr> <tr><td>W</td><td></td></tr> </table>	BR		AN	X	KL	X	GS	X	Z		W	
BR																
AN	X															
KL	X															
GS	X															
Z																
W																
 <p>ACVL094 -Afgeronde raamkruk CS met cilinder -Cremone arrondie FC avec cylindre -Abgerundet handgriff CV mit zylinder -Rounded handle CC with cylinder</p> <p>Schroeven niet meegeleverd Fourniture sans vis Lieferung ohne schrauben Delivered without screws</p> <p> DIN7985 M5x30</p>	1	Stuk Pièce Stück Piece	IP032	<table border="1"> <tr><td>BR</td><td></td></tr> <tr><td>AN</td><td>X</td></tr> <tr><td>KL</td><td>X</td></tr> <tr><td>GS</td><td>X</td></tr> <tr><td>Z</td><td></td></tr> <tr><td>W</td><td></td></tr> </table>	BR		AN	X	KL	X	GS	X	Z		W	
BR																
AN	X															
KL	X															
GS	X															
Z																
W																
 <p>ACVL112 -Anti uithetf stuk -Piece anti degondage -Aushebe sperre -Lift out security</p>	1	Stuk Pièce Stück Piece	IP024 IP025	<table border="1"> <tr><td>BR</td><td>X</td></tr> <tr><td>AN</td><td>X</td></tr> <tr><td>KL</td><td></td></tr> <tr><td>GS</td><td></td></tr> <tr><td>Z</td><td></td></tr> <tr><td>W</td><td></td></tr> </table>	BR	X	AN	X	KL		GS		Z		W	
BR	X															
AN	X															
KL																
GS																
Z																
W																



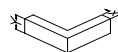
		Verp. per Emb. par Pack pr. Pack pr.	Eenheid Unité Einheit Unit	Toepassing Application Anwendung Application	Kleur Couleur Farbe Color												
	<p>ACVL122</p> <p>-Deurgreep 230mm-Ø30mm -Poussoir de porte 230mm-Ø30mm -Stosgriffe 230mm-Ø30mm -Door handle 230mm-Ø30mm</p> <p> ACVL157</p> <p>PVC</p>	1	Stuk Pièce Stück Pièce		brown white black												
	<p>ACVL123</p> <p>-Deurgreep 350mm-Ø35mm -Poussoir de porte 350mm-Ø35mm -Stosgriffe 350mm-Ø35mm -Door handle 350mm-Ø35mm</p> <p> ACVL157</p> <p>PVC</p>	1	Stuk Pièce Stück Pièce		brown white black												
	<p>ACVL124</p> <p>-Enkele bevestiging ACVL122 -Set de montage simple ACVL122 -Einzelbefestigung ACVL122 -Simple fixation ACVL122</p>	1	Stuk Pièce Stück Pièce	ACVL122	brown white black												
	<p>ACVL125</p> <p>-Paar bevestiging ACVL122 -Set de montage pair ACVL122 -Paarweise befestigung ACVL122 -Double fixation ACVL122</p>	1	Stuk Pièce Stück Pièce	ACVL122	brown white black												
	<p>ACVL127</p> <p>-Stang 2.5m voor ACIP426 -Barreau 2.5m pour ACIP426 -Stange für ACIP426 lange 2.5m -Rod for ACIP426 lenght 2.5m</p>	1	Stuk Pièce Stück Pièce		<table border="1"> <tr><td>BR</td><td></td></tr> <tr><td>AN</td><td></td></tr> <tr><td>KL</td><td></td></tr> <tr><td>GS</td><td></td></tr> <tr><td>Z</td><td></td></tr> <tr><td>W</td><td></td></tr> </table>	BR		AN		KL		GS		Z		W	
BR																	
AN																	
KL																	
GS																	
Z																	
W																	

BR = BRUT - BRUT - ROH - BRUT
 AN (X) = ANODISATIE - ANODISE - ELOXIERT - ANODISED
 AN (■) = GELAKT - LAQUE - LACKIERT - LACQUERED -- RAL9006M
 KL = STANDAARDKLEUREN - COULEUR STANDARD - BASIS FARBEN - BASIC COLORS
 GS = GEMOFFELD SPECIAAL - LAQUE SPECIAL - SPECIALFARBE - SPECIAL COLOR
 Z = ZWART - NOIR - SCHWARZ - BLACK
 W = WIT - BLANC - WEISS - WHITE

 GEREEDSCHAP - OUTILLAGE
 WERKZEUG - TOOL
 BEVESTIGING - FIXATION
 BEFESTIGUNG - FIXATION





	Verp. per Emb. par Pack pr.	Einheid Unité Einheit Unit	Toepassing Application Anwendung Application	Kleur Couleur Farbe Color												
 <p>ACVL130 -Muuranker -Doguet de fixation -Verankerung -Anchor</p>	1	Stuk Pièce Stück Piece	IP010 IP011 IP012 IP014 IP015	<table border="1"> <tr><td>BR</td><td></td></tr> <tr><td>AN</td><td></td></tr> <tr><td>KL</td><td></td></tr> <tr><td>GS</td><td></td></tr> <tr><td>Z</td><td></td></tr> <tr><td>W</td><td></td></tr> </table>	BR		AN		KL		GS		Z		W	
BR																
AN																
KL																
GS																
Z																
W																
 <p>ACVL140 -Enkele bevestiging ACVL123 -Set de montage simple ACVL123 -Einzelbefestigung ACVL123 -Simple fixation ACVL123</p>	1	Stuk Pièce Stück Piece	ACVL123	brown white black												
 <p>ACVL141 -Paar bevestiging ACVL123 -Set de montage pair ACVL123 -Paarweise bevestiging ACVL123 -Double fixation ACVL123</p>	1	Stuk Pièce Stück Piece	ACVL123	brown white black												
 <p>ACVL150 -Zeskantsleutel 4mm -Clé à six pans 4mm -Sechskantschlüssel 4mm -T-handle hexagon key 4mm</p>	1	Stuk Pièce Stück Piece	ACIP025B ACIP026B ACIP027B ACIP028A ACIP116B ACIP117B ACIP120B ACIP128B ACIP130B	<table border="1"> <tr><td>BR</td><td></td></tr> <tr><td>AN</td><td></td></tr> <tr><td>KL</td><td></td></tr> <tr><td>GS</td><td></td></tr> <tr><td>Z</td><td></td></tr> <tr><td>W</td><td></td></tr> </table>	BR		AN		KL		GS		Z		W	
BR																
AN																
KL																
GS																
Z																
W																
 <p>ACVL162 -Boormal voor ACIP116B -Calibre pour ACIP116B -Bohrschablone für ACIP116B -Boring jig set for ACIP116B</p>	1	Stuk Pièce Stück Piece	IP010 IP011 IP019 IP030	<table border="1"> <tr><td>BR</td><td></td></tr> <tr><td>AN</td><td></td></tr> <tr><td>KL</td><td></td></tr> <tr><td>GS</td><td></td></tr> <tr><td>Z</td><td></td></tr> <tr><td>W</td><td></td></tr> </table>	BR		AN		KL		GS		Z		W	
BR																
AN																
KL																
GS																
Z																
W																




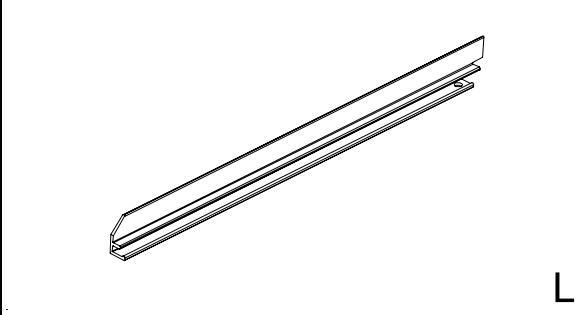



		Verp. per Emb. par Pack pr. Pack pr.	Eenheid Unité Einheit Unit	Toepassing Application Anwendung Application	Kleur Couleur Farbe Color												
	ACVL163 -Boormal voor ACIP120B -Calibre pour ACIP120B -Bohrschablone für ACIP120B -Boring jig set for ACIP120B	1	Stuk Pièce Stück Pièce	IP020 IP021 IP023	<table border="1"> <tr><td>BR</td><td></td></tr> <tr><td>AN</td><td></td></tr> <tr><td>KL</td><td></td></tr> <tr><td>GS</td><td></td></tr> <tr><td>Z</td><td></td></tr> <tr><td>W</td><td></td></tr> </table>	BR		AN		KL		GS		Z		W	
BR																	
AN																	
KL																	
GS																	
Z																	
W																	
	ACVL231 -Hoek voor aaslagdichting -Pièce d'onglet pour joint -Eckstück für flugeldichtung -Cornerpiece for gasket	1	Stuk Pièce Stück Pièce		<table border="1"> <tr><td>BR</td><td></td></tr> <tr><td>AN</td><td></td></tr> <tr><td>KL</td><td></td></tr> <tr><td>GS</td><td></td></tr> <tr><td>Z</td><td></td></tr> <tr><td>W</td><td></td></tr> </table>	BR		AN		KL		GS		Z		W	
BR																	
AN																	
KL																	
GS																	
Z																	
W																	
 L	ACVL279 L/R -Eindstukken -Pièces latérales -Abdichtung -Sealing sill member	1	Stuk Pièce Stück Pièce	VL479 IP557	<table border="1"> <tr><td>BR</td><td>X</td></tr> <tr><td>AN</td><td></td></tr> <tr><td>KL</td><td>X</td></tr> <tr><td>GS</td><td>X</td></tr> <tr><td>Z</td><td></td></tr> <tr><td>W</td><td></td></tr> </table>	BR	X	AN		KL	X	GS	X	Z		W	
BR	X																
AN																	
KL	X																
GS	X																
Z																	
W																	
 L	ACVL280 L/R -Eindstukken -Pièces latérales -Abdichtung -Sealing sill member	1	Stuk Pièce Stück Pièce	VL480 IP557	<table border="1"> <tr><td>BR</td><td>X</td></tr> <tr><td>AN</td><td></td></tr> <tr><td>KL</td><td>X</td></tr> <tr><td>GS</td><td>X</td></tr> <tr><td>Z</td><td></td></tr> <tr><td>W</td><td></td></tr> </table>	BR	X	AN		KL	X	GS	X	Z		W	
BR	X																
AN																	
KL	X																
GS	X																
Z																	
W																	
 L	ACVL281 L/R -Eindstukken -Pièces latérales -Abdichtung -Sealing sill member	1	Stuk Pièce Stück Pièce	VL481 IP557	<table border="1"> <tr><td>BR</td><td>X</td></tr> <tr><td>AN</td><td></td></tr> <tr><td>KL</td><td>X</td></tr> <tr><td>GS</td><td>X</td></tr> <tr><td>Z</td><td></td></tr> <tr><td>W</td><td></td></tr> </table>	BR	X	AN		KL	X	GS	X	Z		W	
BR	X																
AN																	
KL	X																
GS	X																
Z																	
W																	

BR = BRUT - BRUT - ROH - BRUT
 AN (X) = ANODISATIE - ANODISE - ELOXIERT - ANODISED
 AN (■) = GELAKT - LAQUE - LACKIERT - LACQUERED -- RAL9006M
 KL = STANDAARDKLEUREN - COULEUR STANDARD - BASIS FARBEN - BASIC COLORS
 GS = GEMOFFELD SPECIAAL - LAQUE SPECIAL - SPECIALFARBE - SPECIAL COLOR
 Z = ZWART - NOIR - SCHWARZ - BLACK
 W = WIT - BLANC - WEISS - WHITE

 GEREEDSCHAP - OUTILLAGE
 WERKZEUG - TOOL
 BEVESTIGING - FIXATION
 BEFESTIGUNG - FIXATION



	Verp. per Emb. par Pack pr.	Einheid Unité Einheit Unit	Toepassing Application Anwendung Application	Kleur Couleur Farbe Color												
 <p>ACVL282 L/R -Eindstukken -Pièces latérales -Abdichtung -Sealing sill member</p>	1	Stuk Pièce Stück Piece	VL482 IP557	<table border="1"> <tr><td>BR</td><td>X</td></tr> <tr><td>AN</td><td>■</td></tr> <tr><td>KL</td><td>X</td></tr> <tr><td>GS</td><td>X</td></tr> <tr><td>Z</td><td></td></tr> <tr><td>W</td><td></td></tr> </table>	BR	X	AN	■	KL	X	GS	X	Z		W	
BR	X															
AN	■															
KL	X															
GS	X															
Z																
W																
 <p>ACVL283 L/R -Eindstukken -Pièces latérales -Abdichtung -Sealing sill member</p>	1	Stuk Pièce Stück Piece	VL483 IP557	<table border="1"> <tr><td>BR</td><td>X</td></tr> <tr><td>AN</td><td>■</td></tr> <tr><td>KL</td><td>X</td></tr> <tr><td>GS</td><td>X</td></tr> <tr><td>Z</td><td></td></tr> <tr><td>W</td><td></td></tr> </table>	BR	X	AN	■	KL	X	GS	X	Z		W	
BR	X															
AN	■															
KL	X															
GS	X															
Z																
W																
 <p>ACVL284 L/R -Eindstukken -Pièces latérales -Abdichtung -Sealing sill member</p>	1	Stuk Pièce Stück Piece	VL484 IP557	<table border="1"> <tr><td>BR</td><td>X</td></tr> <tr><td>AN</td><td>■</td></tr> <tr><td>KL</td><td>X</td></tr> <tr><td>GS</td><td>X</td></tr> <tr><td>Z</td><td></td></tr> <tr><td>W</td><td></td></tr> </table>	BR	X	AN	■	KL	X	GS	X	Z		W	
BR	X															
AN	■															
KL	X															
GS	X															
Z																
W																
 <p>ACVL286 L/R -Eindstukken -Pièces latérales -Abdichtung -Sealing sill member</p>	1	Stuk Pièce Stück Piece	VL486 IP557	<table border="1"> <tr><td>BR</td><td>X</td></tr> <tr><td>AN</td><td>■</td></tr> <tr><td>KL</td><td>X</td></tr> <tr><td>GS</td><td>X</td></tr> <tr><td>Z</td><td></td></tr> <tr><td>W</td><td></td></tr> </table>	BR	X	AN	■	KL	X	GS	X	Z		W	
BR	X															
AN	■															
KL	X															
GS	X															
Z																
W																
 <p>ACVL409 -Cylinder 45/40 -Cilindre 45/40 -Zylinder 45/40 -Cylinder 45/40</p>	1	Stuk Pièce Stück Piece	IP024 IP025 ACMX208	<table border="1"> <tr><td>BR</td><td></td></tr> <tr><td>AN</td><td></td></tr> <tr><td>KL</td><td></td></tr> <tr><td>GS</td><td></td></tr> <tr><td>Z</td><td></td></tr> <tr><td>W</td><td></td></tr> </table>	BR		AN		KL		GS		Z		W	
BR																
AN																
KL																
GS																
Z																
W																

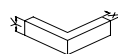
BR = BRUT - BRUT - ROH - BRUT
 AN (X) = ANODISATIE - ANODISE - ELOXIERT - ANODISED
 AN (■) = GELAKT - LAQUE - LACKIERT - LACQUERED -- RAL9006M
 KL = STANDAARDKLEUREN - COULEUR STANDARD - BASIS FARBEN - BASIC COLORS
 GS = GEMOFFELD SPECIAAL - LAQUE SPECIAL - SPECIALFARBE - SPECIAL COLOR
 Z = ZWART - NOIR - SCHWARZ - BLACK
 W = WIT - BLANC - WEISS - WHITE


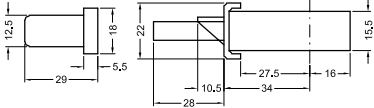


GEREEDSCHAP - OUTILLAGE
WERKZEUG - TOOL



BEVESTIGING - FIXATION
BEFESTIGUNG - FIXATION



	Verp. per Emb. par Pack pr. Pack pr.	Eenheid Unité Einheit Unit	Toepassing Application Anwendung Application	Kleur Couleur Farbe Color												
 <p>ACVL415 -3 puntslot met dagschieter -Serrure 3 point avec peve lancant -3 punkt schloss mit falle -Lock with 3 points</p> 	1	Stuk Pièce Stück Piece	IP024 IP025	<table border="1"> <tr><td>BR</td><td></td></tr> <tr><td>AN</td><td></td></tr> <tr><td>KL</td><td></td></tr> <tr><td>GS</td><td></td></tr> <tr><td>Z</td><td></td></tr> <tr><td>W</td><td></td></tr> </table>	BR		AN		KL		GS		Z		W	
BR																
AN																
KL																
GS																
Z																
W																

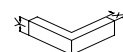
BR = BRUT - BRUT - ROH - BRUT
 AN (X) = ANODISATIE - ANODISE - ELOXIERT - ANODISED
 AN (■) = GELAKT - LAQUE - LACKIERT - LACQUERED -- RAL9006M
 KL = STANDAARDKLEUREN - COULEUR STANDARD - BASIS FARBEN - BASIC COLORS
 GS = GEMOFFELD SPECIAAL - LAQUE SPECIAL - SPECIALFARBE - SPECIAL COLOR
 Z = ZWART - NOIR - SCHWARZ - BLACK
 W = WIT - BLANC - WEISS - WHITE


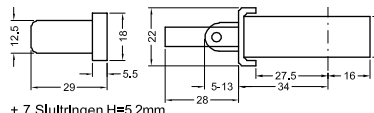


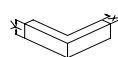
GEREEDSCHAP - OUTILLAGE
WERKZEUG - TOOL



BEVESTIGING - FIXATION
BEFESTIGUNG - FIXATION



	Verp. per Emb. par Pack pr.	Eenheid Unité Unit	Toepassing Application Anwendung Application	Kleur Couleur Farbe Color												
	1	Stuk Pièce Stück Piece	IP024 IP025	<table border="1" style="width: 100%; border-collapse: collapse;"> <tr> <td style="width: 50px; text-align: center;">BR</td> <td style="width: 50px;"></td> </tr> <tr> <td style="text-align: center;">AN</td> <td></td> </tr> <tr> <td style="text-align: center;">KL</td> <td></td> </tr> <tr> <td style="text-align: center;">GS</td> <td></td> </tr> <tr> <td style="text-align: center;">Z</td> <td></td> </tr> <tr> <td style="text-align: center;">W</td> <td></td> </tr> </table>	BR		AN		KL		GS		Z		W	
BR																
AN																
KL																
GS																
Z																
W																
<p style="text-align: center;">ACVL416</p> <p>-Driepuntslot met rol -Serrure à 3 points avec rouleau -Schloss für dreifachverriegelung mit rolle -Lock with 3 points and rol</p>  <ul style="list-style-type: none"> + 7 Slultringen H=5,2mm + 7 Rondelles H=5,2mm + 7 Unterlegscheiben H=5,2mm + 7 Plain washers H=5,2mm 																



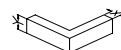
		Verp. per Emb. par Pack pr. Pack pr.	Eenheid Unité Einheit Unit	Toepassing Application Anwendung Application	Kleur Couleur Farbe Color												
	ACVL428 -Geleider voor stang -Guide pour tringle -Gleistück für stange -Guide for bolt	1	Stuk Pièce Stück Piece		<table border="1"> <tr><td>BR</td><td>X</td></tr> <tr><td>AN</td><td>X</td></tr> <tr><td>KL</td><td></td></tr> <tr><td>GS</td><td></td></tr> <tr><td>Z</td><td></td></tr> <tr><td>W</td><td></td></tr> </table>	BR	X	AN	X	KL		GS		Z		W	
BR	X																
AN	X																
KL																	
GS																	
Z																	
W																	
	ACVL429 -Sluistuk voor stang -Gache pour tringle -Schliesstück für stange -Keeper for bolt	1	Stuk Pièce Stück Piece		<table border="1"> <tr><td>BR</td><td></td></tr> <tr><td>AN</td><td>X</td></tr> <tr><td>KL</td><td></td></tr> <tr><td>GS</td><td></td></tr> <tr><td>Z</td><td></td></tr> <tr><td>W</td><td></td></tr> </table>	BR		AN	X	KL		GS		Z		W	
BR																	
AN	X																
KL																	
GS																	
Z																	
W																	
	ACVL430 -Deurgrendel -Verrou porte -Tür kantriegel -Extended bolt	1	Stuk Pièce Stück Piece		<table border="1"> <tr><td>BR</td><td></td></tr> <tr><td>AN</td><td></td></tr> <tr><td>KL</td><td></td></tr> <tr><td>GS</td><td></td></tr> <tr><td>Z</td><td></td></tr> <tr><td>W</td><td></td></tr> </table>	BR		AN		KL		GS		Z		W	
BR																	
AN																	
KL																	
GS																	
Z																	
W																	
	ACVL432 -Deurgrendel voor 3 puntslot -Verrou porte pour serrure à 3 points -Tür kantriegel für Dreipunktschloss -Extended bolt for lock with 3 points	1	Stuk Pièce Stück Piece	ACIP515 ACIP516 ACIP642 ACVL415 ACVL416 ACVL707 ACVL708	<table border="1"> <tr><td>BR</td><td></td></tr> <tr><td>AN</td><td></td></tr> <tr><td>KL</td><td></td></tr> <tr><td>GS</td><td></td></tr> <tr><td>Z</td><td></td></tr> <tr><td>W</td><td></td></tr> </table>	BR		AN		KL		GS		Z		W	
BR																	
AN																	
KL																	
GS																	
Z																	
W																	
	ACVL434 -Sluistuk voor ACVL432 -Gache pour ACVL432 -Schliessplatte für ACVL432 -Keeper for ACVL432	1	Stuk Pièce Stück Piece	ACVL432	<table border="1"> <tr><td>BR</td><td></td></tr> <tr><td>AN</td><td></td></tr> <tr><td>KL</td><td></td></tr> <tr><td>GS</td><td></td></tr> <tr><td>Z</td><td></td></tr> <tr><td>W</td><td></td></tr> </table>	BR		AN		KL		GS		Z		W	
BR																	
AN																	
KL																	
GS																	
Z																	
W																	

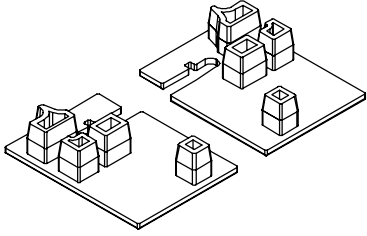




BR = BRUT - BRUT - ROH - BRUT
AN (X) = ANODISATIE - ANODISE - ELOXIERT - ANODISED
AN (■) = GELAKT - LAQUE - LACKIERT - LACQUERED -- RAL9006M
KL = STANDAARDKLEUREN - COULEUR STANDARD - BASIS FARBEN - BASIC COLORS
GS = GEMOFFELD SPECIAAL - LAQUE SPECIAL - SPECIALFARBE - SPECIAL COLOR
Z = ZWART - NOIR - SCHWARZ - BLACK
W = WIT - BLANC - WEISS - WHITE

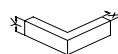







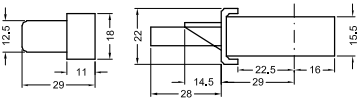
GEREEDSCHAP - OUTILLAGE
WERKZEUG - TOOL

BEVESTIGING - FIXATION
BEFESTIGUNG - FIXATION





	Verp. per Emb. par Pack pr.	Einheid Unité Einheit Unit	Toepassing Application Anwendung Application	Kleur Couleur Farbe Color												
 <p>ACVL457 -Eindstuk voor VL457 en VL479->484 -Pièce laterale pour VL457 en VL479->484 -Abdichtung für VL457 en VL479->484 -Sealing VL457 en VL479->484</p>	1	set	VL479 VL480 VL481 VL482 VL483 VL484	<table border="1"> <tr><td>BR</td><td></td></tr> <tr><td>AN</td><td></td></tr> <tr><td>KL</td><td></td></tr> <tr><td>GS</td><td></td></tr> <tr><td>Z</td><td></td></tr> <tr><td>W</td><td></td></tr> </table>	BR		AN		KL		GS		Z		W	
BR																
AN																
KL																
GS																
Z																
W																
 <p>ACVL477 -Bevestigingsclips voor VL457 en VL479->VL484 -Fixation pour VL457 et VL479->VL484 -Zubehorteile für VL457 und VL479->VL484 -Access. for VL457 and VL479->VL484</p>	1	Stuk Pièce Stück Pièce	VL457 VL479 VL480 VL481 VL482 VL483 VL484	<table border="1"> <tr><td>BR</td><td></td></tr> <tr><td>AN</td><td></td></tr> <tr><td>KL</td><td></td></tr> <tr><td>GS</td><td></td></tr> <tr><td>Z</td><td></td></tr> <tr><td>W</td><td></td></tr> </table>	BR		AN		KL		GS		Z		W	
BR																
AN																
KL																
GS																
Z																
W																
 <p>ACVL479 L/R -Eindstukken -Pièces latérales -Abdichtung -Sealing sill member</p>	1	Stuk Pièce Stück Pièce	VL479	<table border="1"> <tr><td>BR</td><td>X</td></tr> <tr><td>AN</td><td>X</td></tr> <tr><td>KL</td><td>X</td></tr> <tr><td>GS</td><td>X</td></tr> <tr><td>Z</td><td></td></tr> <tr><td>W</td><td></td></tr> </table>	BR	X	AN	X	KL	X	GS	X	Z		W	
BR	X															
AN	X															
KL	X															
GS	X															
Z																
W																
 <p>ACVL480 L/R -Eindstukken -Pièces latérales -Abdichtung -Sealing sill member</p>	1	Stuk Pièce Stück Pièce	VL480	<table border="1"> <tr><td>BR</td><td>X</td></tr> <tr><td>AN</td><td>X</td></tr> <tr><td>KL</td><td>X</td></tr> <tr><td>GS</td><td>X</td></tr> <tr><td>Z</td><td></td></tr> <tr><td>W</td><td></td></tr> </table>	BR	X	AN	X	KL	X	GS	X	Z		W	
BR	X															
AN	X															
KL	X															
GS	X															
Z																
W																
 <p>ACVL481 L/R -Eindstukken -Pièces latérales -Abdichtung -Sealing sill member</p>	1	Stuk Pièce Stück Pièce	VL481	<table border="1"> <tr><td>BR</td><td>X</td></tr> <tr><td>AN</td><td>X</td></tr> <tr><td>KL</td><td>X</td></tr> <tr><td>GS</td><td>X</td></tr> <tr><td>Z</td><td></td></tr> <tr><td>W</td><td></td></tr> </table>	BR	X	AN	X	KL	X	GS	X	Z		W	
BR	X															
AN	X															
KL	X															
GS	X															
Z																
W																


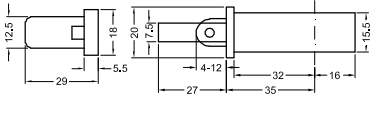


		Verp. per Emb. par Pack pr. Pack pr.	Eenheid Unité Einheit Unit	Toepassing Application Anwendung Application	Kleur Couleur Farbe Color												
	ACVL482 L/R -Eindstukken -Pièces latérales -Abdichtung -Sealing sill member	1	Stuk Pièce Stück Piece	VL482	<table border="1"> <tr><td>BR</td><td>X</td></tr> <tr><td>AN</td><td>X</td></tr> <tr><td>KL</td><td>X</td></tr> <tr><td>GS</td><td>X</td></tr> <tr><td>Z</td><td></td></tr> <tr><td>W</td><td></td></tr> </table>	BR	X	AN	X	KL	X	GS	X	Z		W	
BR	X																
AN	X																
KL	X																
GS	X																
Z																	
W																	
	ACVL483 L/R -Eindstukken -Pièces latérales -Abdichtung -Sealing sill member	1	Stuk Pièce Stück Piece	VL483	<table border="1"> <tr><td>BR</td><td>X</td></tr> <tr><td>AN</td><td>X</td></tr> <tr><td>KL</td><td>X</td></tr> <tr><td>GS</td><td>X</td></tr> <tr><td>Z</td><td></td></tr> <tr><td>W</td><td></td></tr> </table>	BR	X	AN	X	KL	X	GS	X	Z		W	
BR	X																
AN	X																
KL	X																
GS	X																
Z																	
W																	
	ACVL484 L/R -Eindstukken -Pièces latérales -Abdichtung -Sealing sill member	1	Stuk Pièce Stück Piece	VL484	<table border="1"> <tr><td>BR</td><td>X</td></tr> <tr><td>AN</td><td>X</td></tr> <tr><td>KL</td><td>X</td></tr> <tr><td>GS</td><td>X</td></tr> <tr><td>Z</td><td></td></tr> <tr><td>W</td><td></td></tr> </table>	BR	X	AN	X	KL	X	GS	X	Z		W	
BR	X																
AN	X																
KL	X																
GS	X																
Z																	
W																	
	ACVL486 L/R -Eindstukken -Pièces latérales -Abdichtung -Sealing sill member	1	Stuk Pièce Stück Piece	VL486	<table border="1"> <tr><td>BR</td><td>X</td></tr> <tr><td>AN</td><td>X</td></tr> <tr><td>KL</td><td>X</td></tr> <tr><td>GS</td><td>X</td></tr> <tr><td>Z</td><td></td></tr> <tr><td>W</td><td></td></tr> </table>	BR	X	AN	X	KL	X	GS	X	Z		W	
BR	X																
AN	X																
KL	X																
GS	X																
Z																	
W																	
	ACVL705 -Veiligheidsslot met pen -Serr. de sécurité à pêne -Sicherheitsschloss mit Falle -Security lock with pen 	1	Stuk Pièce Stück Piece	IP023	<table border="1"> <tr><td>BR</td><td></td></tr> <tr><td>AN</td><td></td></tr> <tr><td>KL</td><td></td></tr> <tr><td>GS</td><td></td></tr> <tr><td>Z</td><td></td></tr> <tr><td>W</td><td></td></tr> </table>	BR		AN		KL		GS		Z		W	
BR																	
AN																	
KL																	
GS																	
Z																	
W																	

BR = BRUT - BRUT - ROH - BRUT
 AN (X) = ANODISATIE - ANODISE - ELOXIERT - ANODISED
 AN (■) = GELAKT - LAQUE - LACKIERT - LACQUERED -- RAL9006M
 KL = STANDAARDKLEUREN - COULEUR STANDARD - BASIS FARBEN - BASIC COLORS
 GS = GEMOFFELD SPECIAAL - LAQUE SPECIAL - SPECIALFARBE - SPECIAL COLOR
 Z = ZWART - NOIR - SCHWARZ - BLACK
 W = WIT - BLANC - WEISS - WHITE

 GEREEDSCHAP - OUTILLAGE
 WERKZEUG - TOOL
 BEVESTIGING - FIXATION
 BEFESTIGUNG - FIXATION



	Verp. per Emb. par Pack pr.	Eenheid Unité Einheit Unit	Toepassing Application Anwendung Application	Kleur Couleur Farbe Color												
	1	Stuk Pièce Stück Piece	IP023	<table border="1"> <tr><td>BR</td><td></td></tr> <tr><td>AN</td><td></td></tr> <tr><td>KL</td><td></td></tr> <tr><td>GS</td><td></td></tr> <tr><td>Z</td><td></td></tr> <tr><td>W</td><td></td></tr> </table>	BR		AN		KL		GS		Z		W	
BR																
AN																
KL																
GS																
Z																
W																
<p>ACVL706</p> <ul style="list-style-type: none"> -Veiligheidslot met rol -Serr. de sécurité avec rouleau -Sicherheitsschloss mit Rolle -Security lock with rol 																

BR = BRUT - BRUT - ROH - BRUT
 AN (X) = ANODISATIE - ANODISE - ELOXIERT - ANODISED
 AN (■) = GELAKT - LAQUE - LACKIERT - LACQUERED -- RAL9006M
 KL = STANDAARDKLEUREN - COULEUR STANDARD - BASIS FARBEN - BASIC COLORS
 GS = GEMOFFELD SPECIAAL - LAQUE SPECIAL - SPECIALFARBE - SPECIAL COLOR
 Z = ZWART - NOIR - SCHWARZ - BLACK
 W = WIT - BLANC - WEISS - WHITE




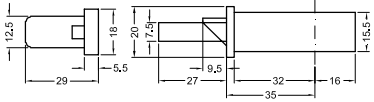
GEREEDSCHAP - OUTILLAGE
WERKZEUG - TOOL

BEVESTIGING - FIXATION
BEFESTIGUNG - FIXATION



27/8/07

171

	Verp. per Emb. par Pack pr. Pack pr.	Eenheid Unité Einheit Unit	Toepassing Application Anwendung Application	Kleur Couleur Farbe Color												
 <p>ACVL707</p> <p>-3 puntslot -Serrure à 3 points -Schloss für Dreifachsverriegelung -Lock with 3 points</p> 	1	Stuk Pièce Stück Piece	IP023	<table border="1"> <tr> <td>BR</td> <td><input type="checkbox"/></td> </tr> <tr> <td>AN</td> <td><input type="checkbox"/></td> </tr> <tr> <td>KL</td> <td><input type="checkbox"/></td> </tr> <tr> <td>GS</td> <td><input type="checkbox"/></td> </tr> <tr> <td>Z</td> <td><input type="checkbox"/></td> </tr> <tr> <td>W</td> <td><input type="checkbox"/></td> </tr> </table>	BR	<input type="checkbox"/>	AN	<input type="checkbox"/>	KL	<input type="checkbox"/>	GS	<input type="checkbox"/>	Z	<input type="checkbox"/>	W	<input type="checkbox"/>
BR	<input type="checkbox"/>															
AN	<input type="checkbox"/>															
KL	<input type="checkbox"/>															
GS	<input type="checkbox"/>															
Z	<input type="checkbox"/>															
W	<input type="checkbox"/>															

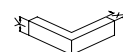
BR = BRUT - BRUT - ROH - BRUT
 AN (X) = ANODISATIE - ANODISE - ELOXIERT - ANODISED
 AN (■) = GELAKT - LAQUE - LACKIERT - LACQUERED -- RAL9006M
 KL = STANDAARDKLEUREN - COULEUR STANDARD - BASIS FARBEN - BASIC COLORS
 GS = GEMOFFELD SPECIAAL - LAQUE SPECIAL - SPECIALFARBE - SPECIAL COLOR
 Z = ZWART - NOIR - SCHWARZ - BLACK
 W = WIT - BLANC - WEISS - WHITE


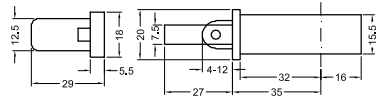


GEREEDSCHAP - OUTILLAGE
 WERKZEUG - TOOL



BEVESTIGING - FIXATION
 BEFESTIGUNG - FIXATION



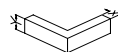
	Verp. per Emb. par Pack pr.	Eenheid Unité Einheit Unit	Toepassing Application Anwendung Application	Kleur Couleur Farbe Color												
	1	Stuk Pièce Stück Piece	IP023	<table border="1"> <tr><td>BR</td><td></td></tr> <tr><td>AN</td><td></td></tr> <tr><td>KL</td><td></td></tr> <tr><td>GS</td><td></td></tr> <tr><td>Z</td><td></td></tr> <tr><td>W</td><td></td></tr> </table>	BR		AN		KL		GS		Z		W	
BR																
AN																
KL																
GS																
Z																
W																
<p>ACVL708</p> <p>-3 puntslot met rol -Serrure à 3 points avec rouleau -Schloss für Dreifachverriegelung mit rolle -Lock with 3 points and rol</p> 																





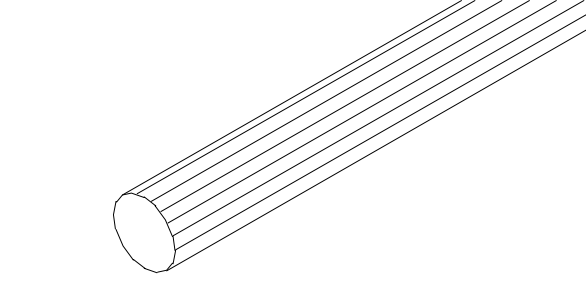
BR = BRUT - BRUT - ROH - BRUT
 AN (X) = ANODISATIE - ANODISE - ELOXIERT - ANODISED
 AN (■) = GELAKT - LAQUE - LACKIERT - LACQUERED -- RAL9006M
 KL = STANDAARDKLEUREN - COULEUR STANDARD - BASIS FARBEN - BASIC COLORS
 GS = GEMOFFELD SPECIAAL - LAQUE SPECIAL - SPECIALFARBE - SPECIAL COLOR
 Z = ZWART - NOIR - SCHWARZ - BLACK
 W = WIT - BLANC - WEISS - WHITE





GEREEDSCHAP - OUTILLAGE
WERKZEUG - TOOL

BEVESTIGING - FIXATION
BEFESTIGUNG - FIXATION



		Verp. per Emb. par Pack pr. Pack pr.	Eenheid Unité Einheit Unit	Toepassing Application Anwendung Application	Kleur Couleur Farbe Color												
 <p style="text-align: right;">R</p>	<p>ACVL725 L/R</p> <ul style="list-style-type: none"> -Elektrische slotplaat -Gache électrique -Electrische schliess platte -Electric lockplate 	1	Stuk Pièce Stück Pièce	IP012 IP023	<table border="1"> <tr><td>BR</td><td></td></tr> <tr><td>AN</td><td></td></tr> <tr><td>KL</td><td></td></tr> <tr><td>GS</td><td></td></tr> <tr><td>Z</td><td></td></tr> <tr><td>W</td><td></td></tr> </table>	BR		AN		KL		GS		Z		W	
BR																	
AN																	
KL																	
GS																	
Z																	
W																	
 <p style="text-align: right;">L</p>	<p>ACVL727 L/R</p> <ul style="list-style-type: none"> -Elektrische slotplaat -Gache électrique -Electrische schliess platte -Electric lockplate 	1	Stuk Pièce Stück Pièce	IP014 IP025 IP015 IP024	<table border="1"> <tr><td>BR</td><td></td></tr> <tr><td>AN</td><td></td></tr> <tr><td>KL</td><td></td></tr> <tr><td>GS</td><td></td></tr> <tr><td>Z</td><td></td></tr> <tr><td>W</td><td></td></tr> </table>	BR		AN		KL		GS		Z		W	
BR																	
AN																	
KL																	
GS																	
Z																	
W																	
 <p style="text-align: right;">X=83mm Y=20mm</p>	<p>ACVN028B</p> <ul style="list-style-type: none"> -T-verbinder -Assemblage T -T-Verbinder -Connecting bracket <p style="text-align: center;"> ACVG66</p>	1	Stuk Pièce Stück Pièce	IP033 IP213	<table border="1"> <tr><td>BR</td><td></td></tr> <tr><td>AN</td><td></td></tr> <tr><td>KL</td><td></td></tr> <tr><td>GS</td><td></td></tr> <tr><td>Z</td><td></td></tr> <tr><td>W</td><td></td></tr> </table>	BR		AN		KL		GS		Z		W	
BR																	
AN																	
KL																	
GS																	
Z																	
W																	
	<p>ACVR503</p> <ul style="list-style-type: none"> -Inrolpees diam 6.5mm -Tendeur diam 6.5mm -Keder diam 6.5mm -Caoutchouc diam 6.5mm 	1	Stuk Pièce Stück Pièce	IP123 IP124	<table border="1"> <tr><td>BR</td><td></td></tr> <tr><td>AN</td><td></td></tr> <tr><td>KL</td><td></td></tr> <tr><td>GS</td><td></td></tr> <tr><td>Z</td><td></td></tr> <tr><td>W</td><td></td></tr> </table>	BR		AN		KL		GS		Z		W	
BR																	
AN																	
KL																	
GS																	
Z																	
W																	

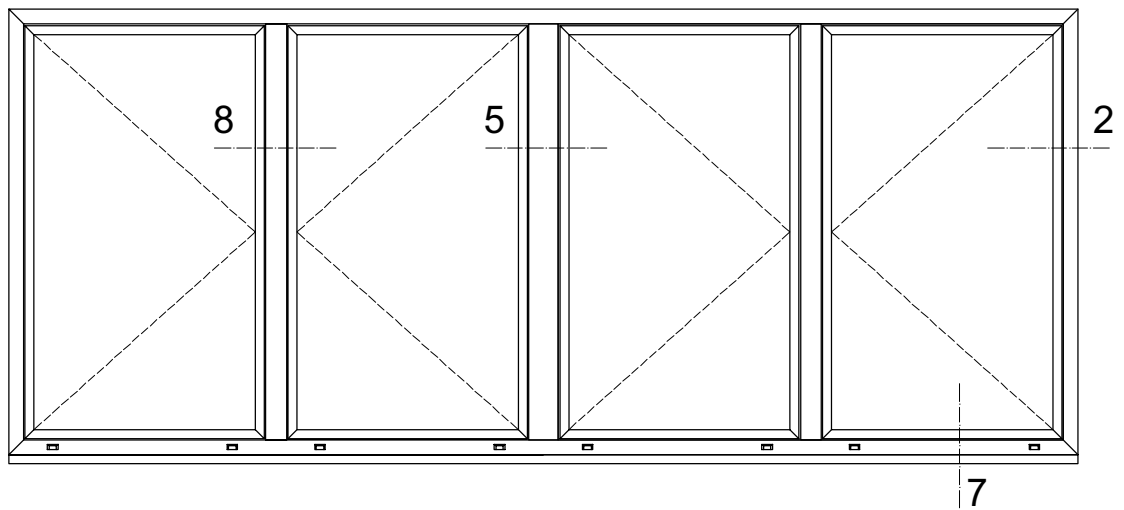
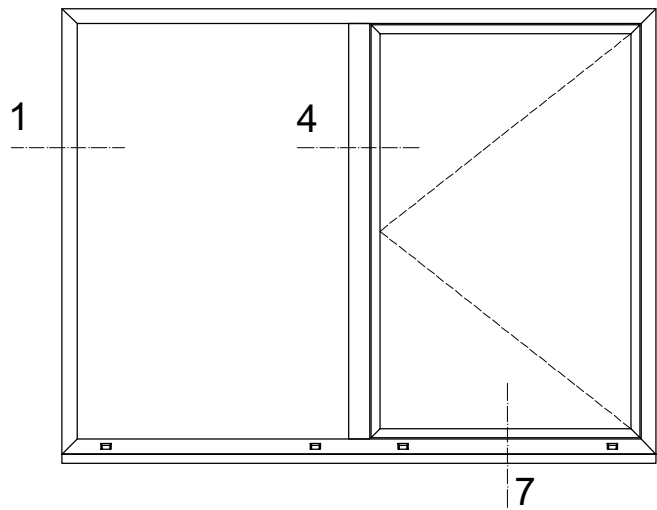
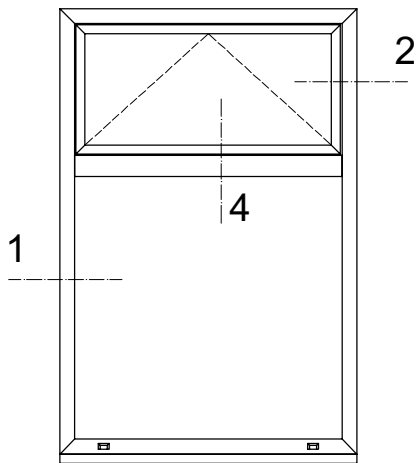
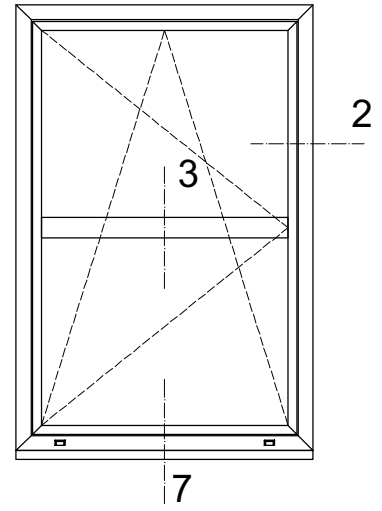
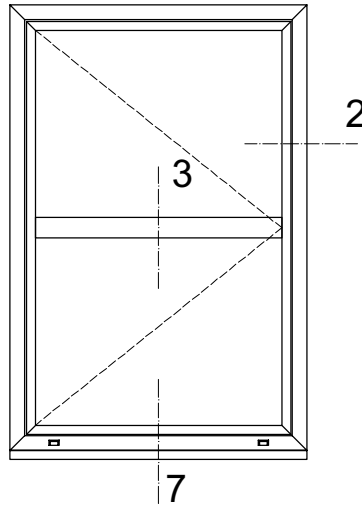
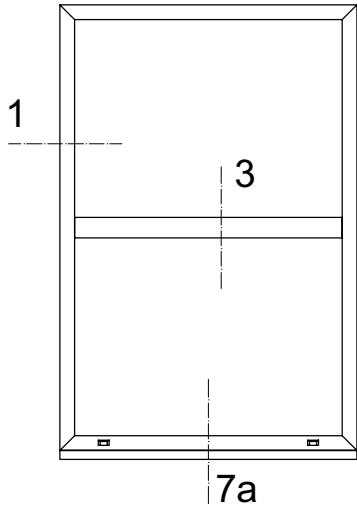
BR = BRUT - BRUT - ROH - BRUT
 AN (X) = ANODISATIE - ANODISE - ELOXIERT - ANODISED
 AN (■) = GELAKT - LAQUE - LACKIERT - LACQUERED -- RAL9006M
 KL = STANDAARDKLEUREN - COULEUR STANDARD - BASIS FARBEN - BASIC COLORS
 GS = GEMOFFELD SPECIAAL - LAQUE SPECIAL - SPECIALFARBE - SPECIAL COLOR
 Z = ZWART - NOIR - SCHWARZ - BLACK
 W = WIT - BLANC - WEISS - WHITE

 GEREEDSCHAP - OUTILLAGE
 WERKZEUG - TOOL
 BEVESTIGING - FIXATION
 BEFESTIGUNG - FIXATION

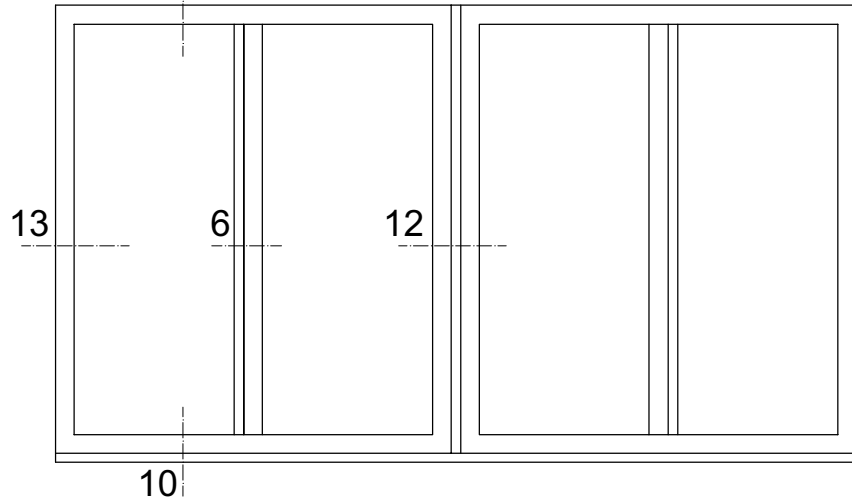
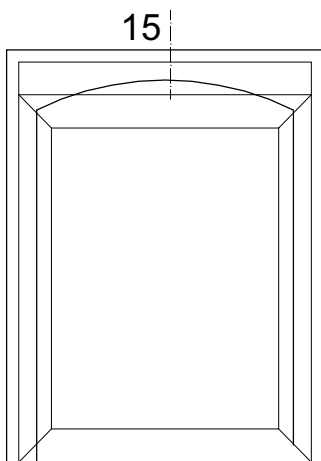

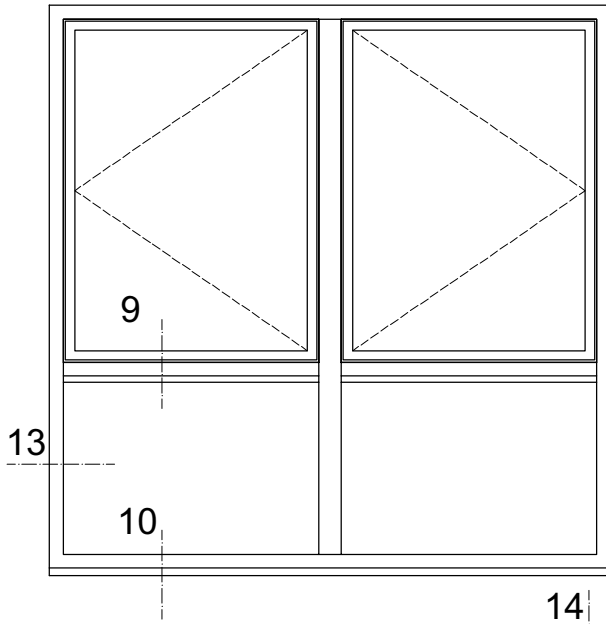
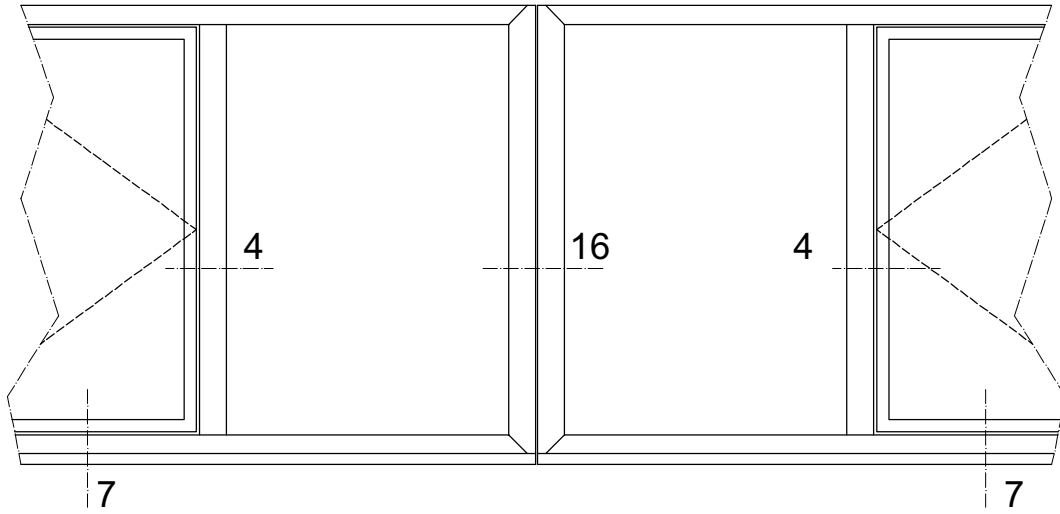


RAMEN
FENETRES
RAHMEN
WINDOWS

DOORSNEDE - COUPE - SCHNITT - SECTION



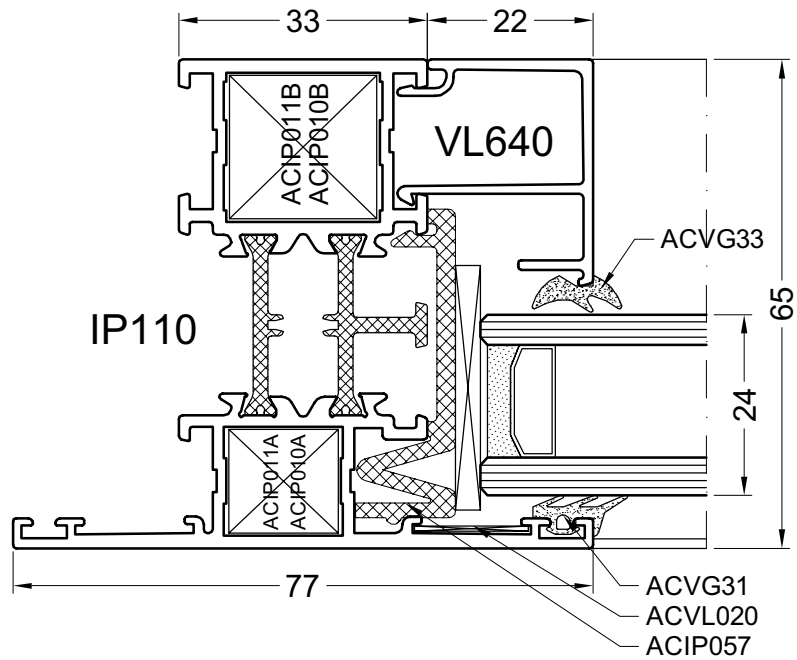
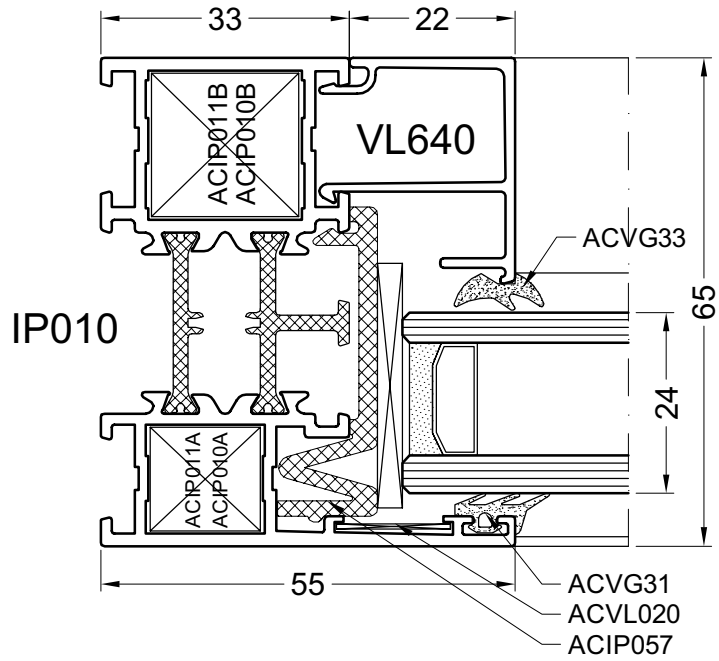
DOORTYPI



doortyp2

1A

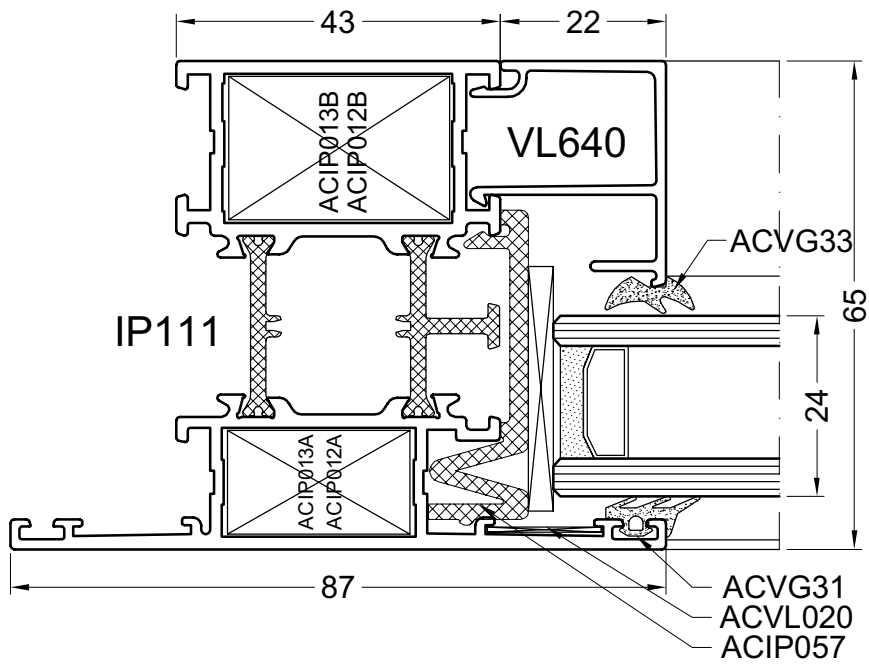
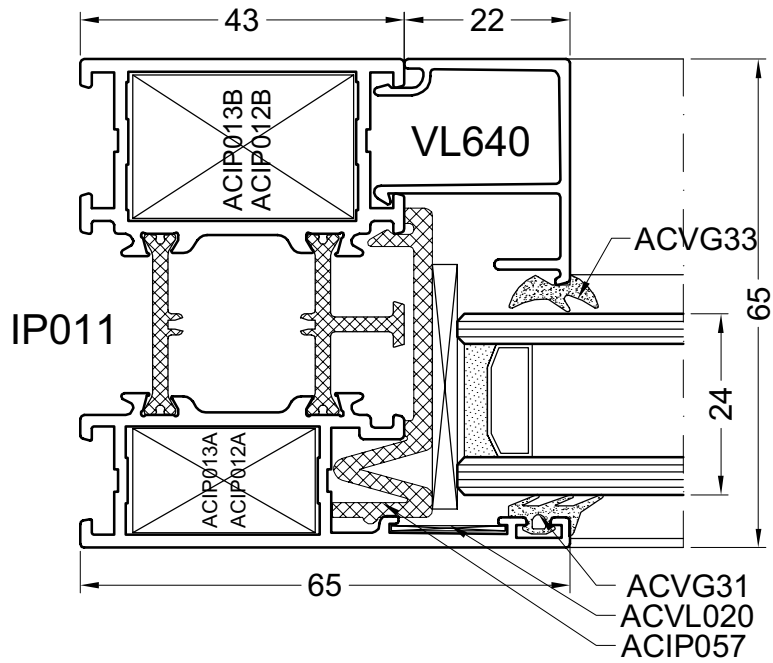
DOORSNEDE - COUPE - SCHNITT - SECTION



ip010d11

1B

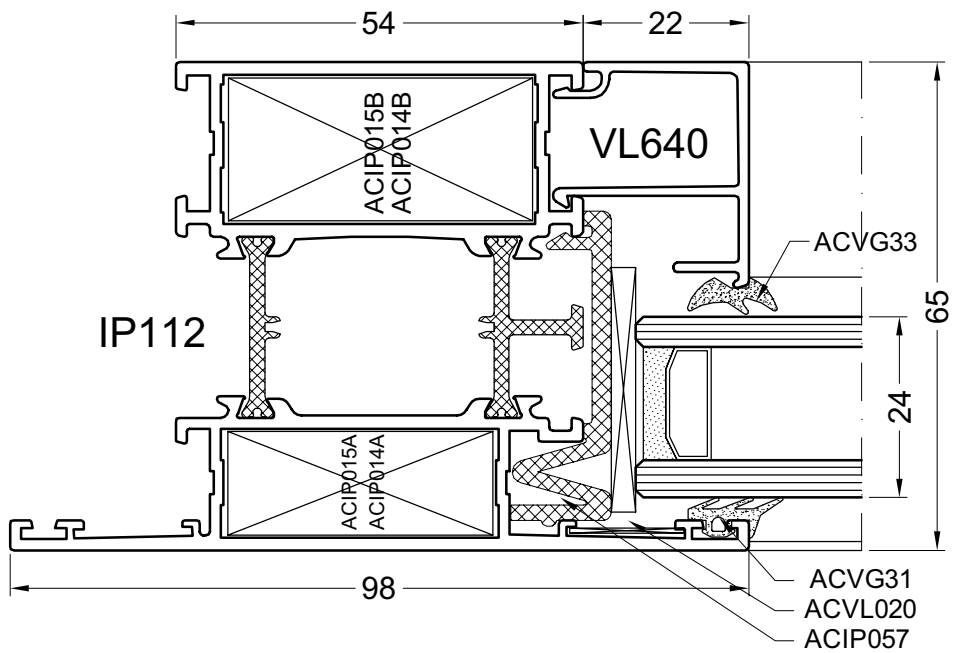
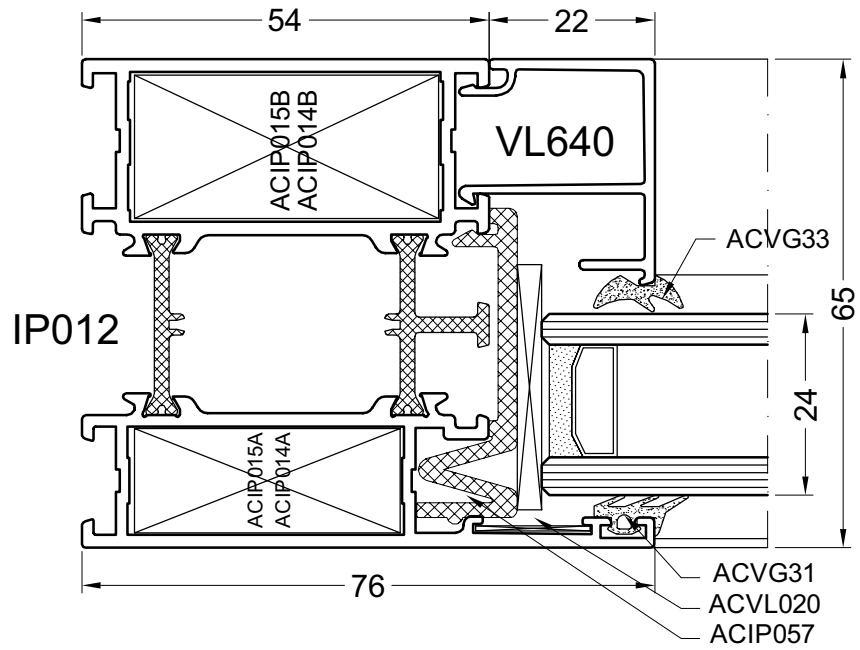
DOORSNEDE - COUPE - SCHNITT - SECTION



ip010d12

1C

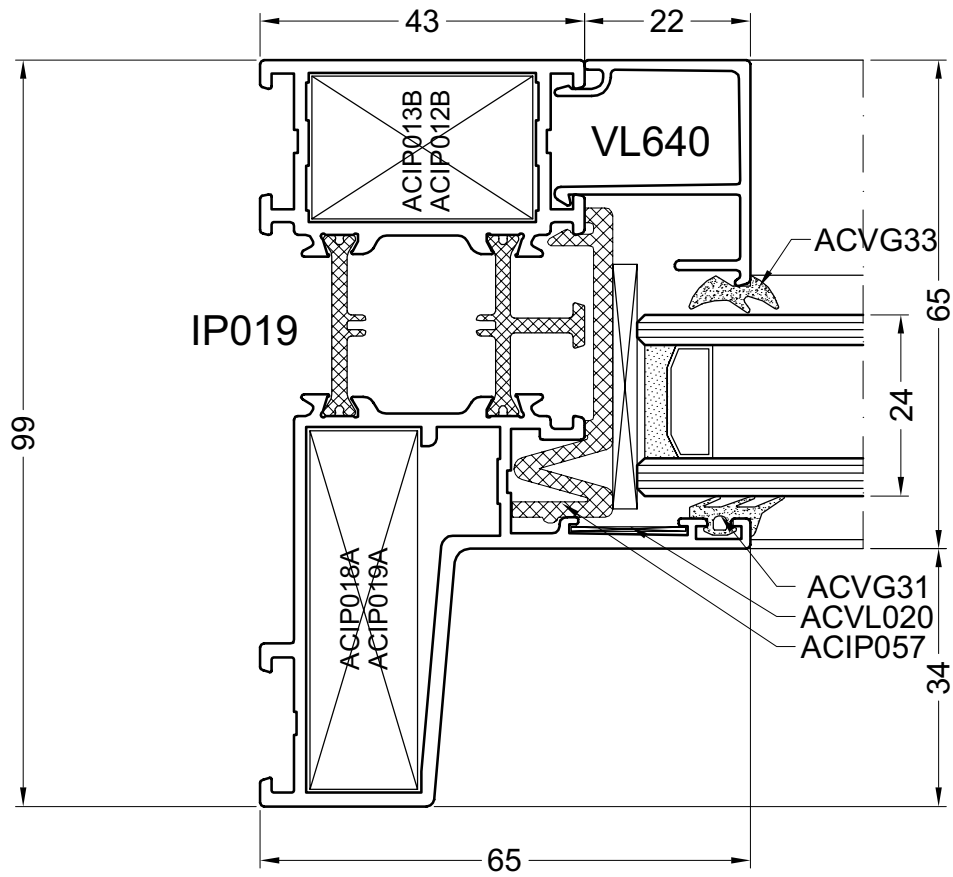
DOORSNEDE - COUPE - SCHNITT - SECTION



ip010d13

1D

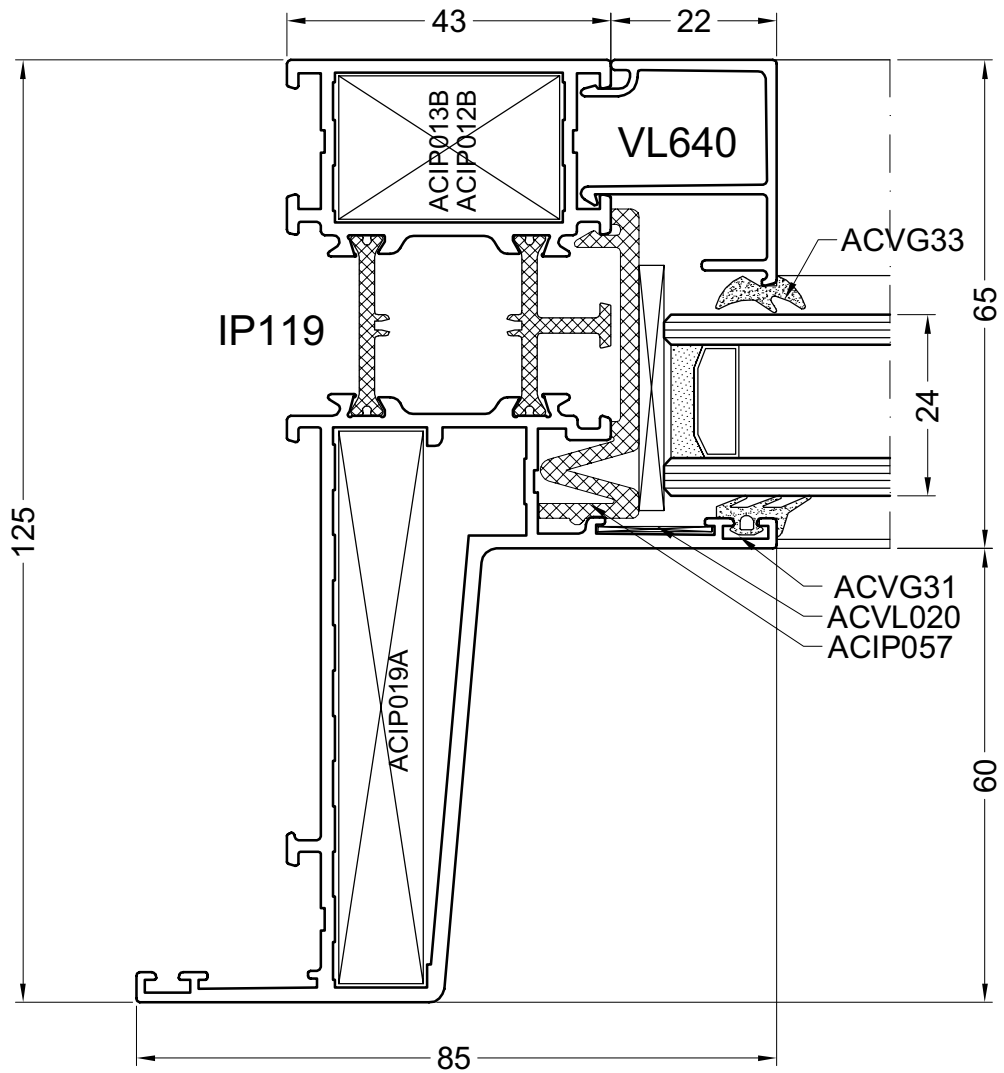
DOORSNEDE - COUPE - SCHNITT - SECTION



door70

1E

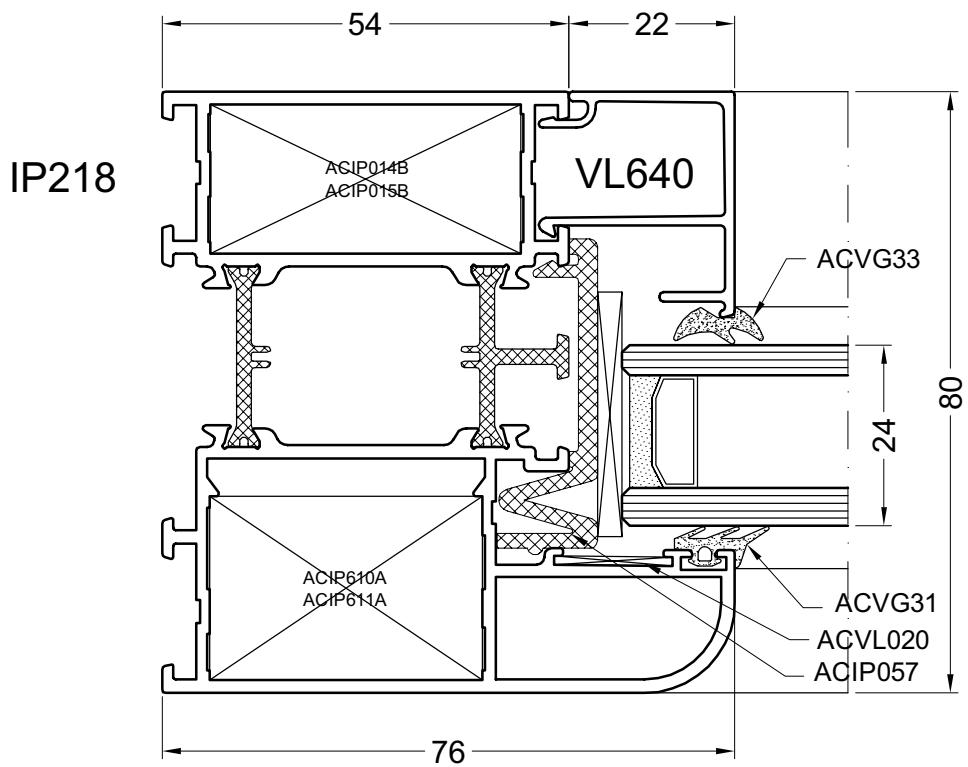
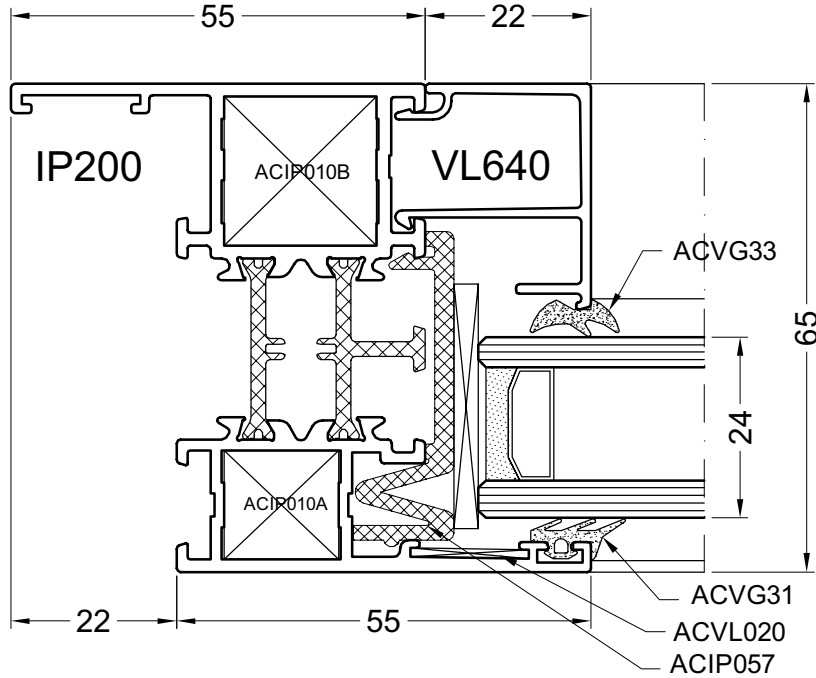
DOORSNEDE - COUPE - SCHNITT - SECTION



door71

1F

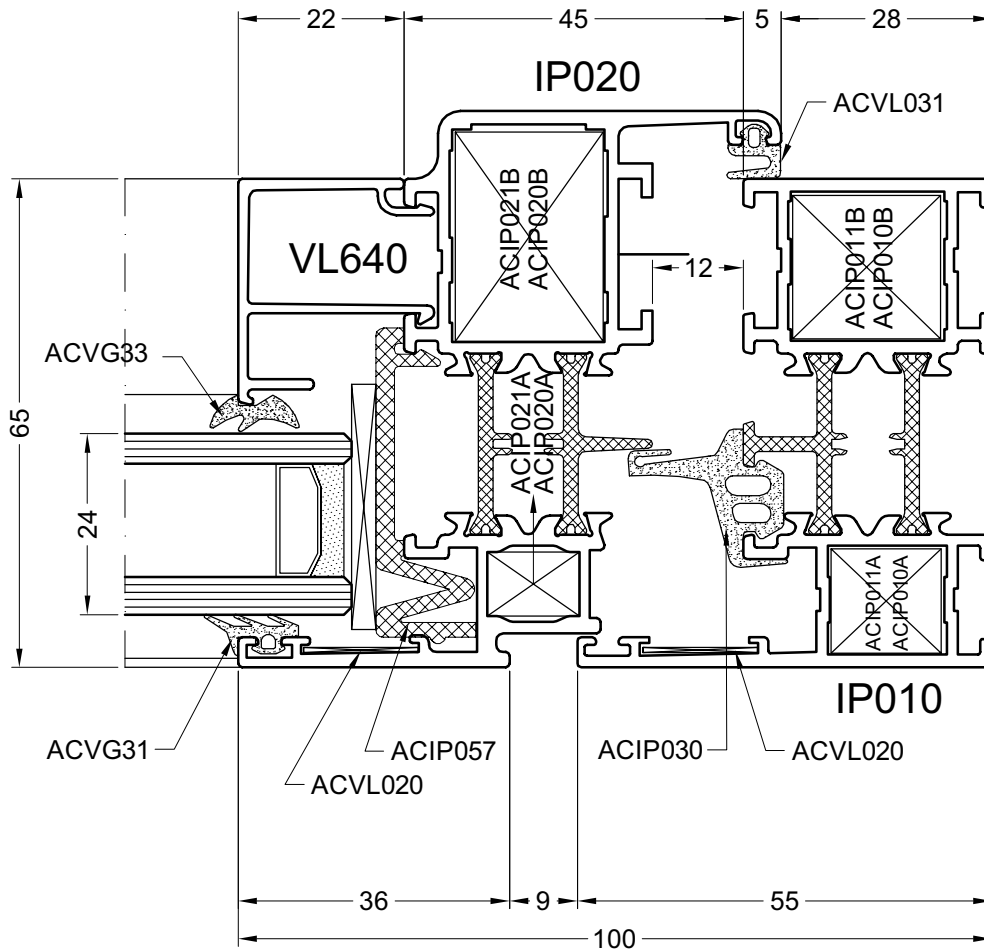
DOORSNEDE - COUPE - SCHNITT - SECTION



door1f

2A

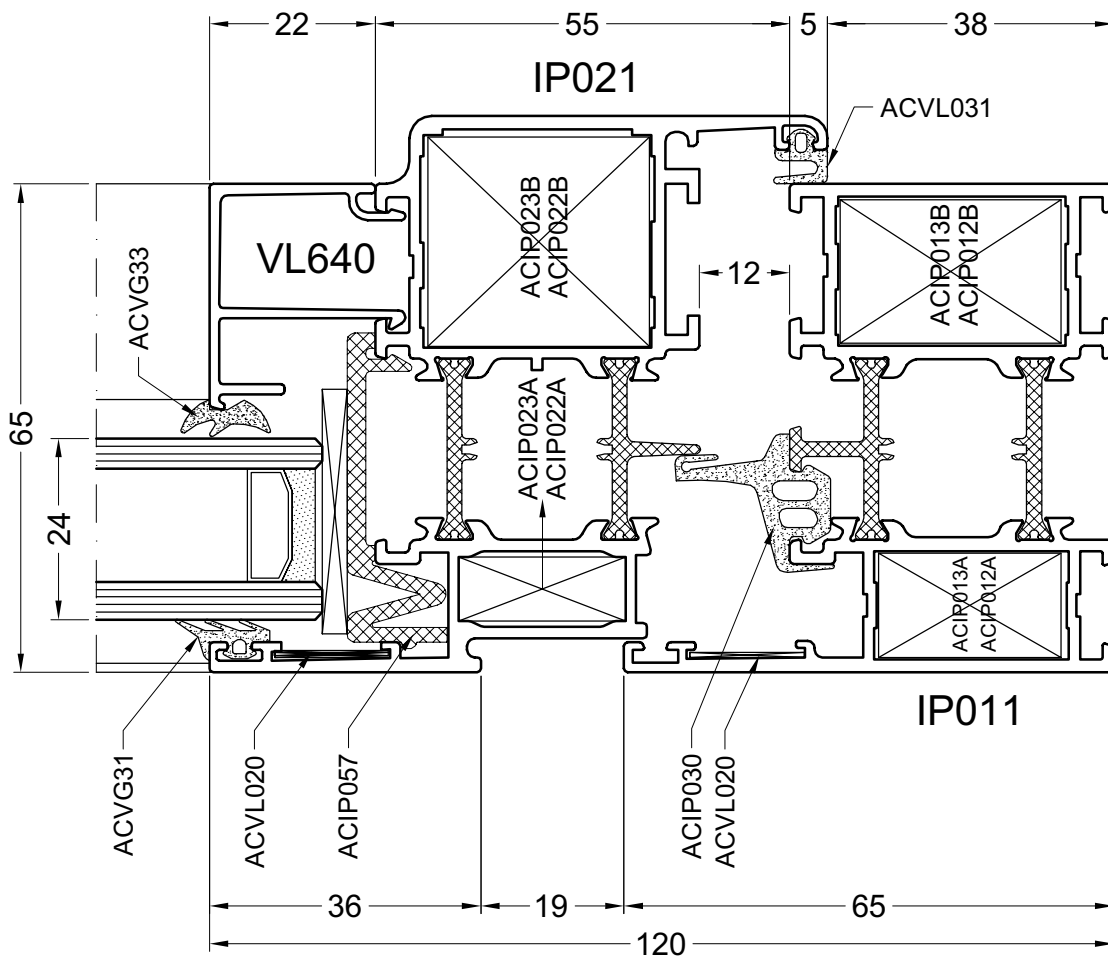
DOORSNEDE - COUPE - SCHNITT - SECTION



ip020d11

2B

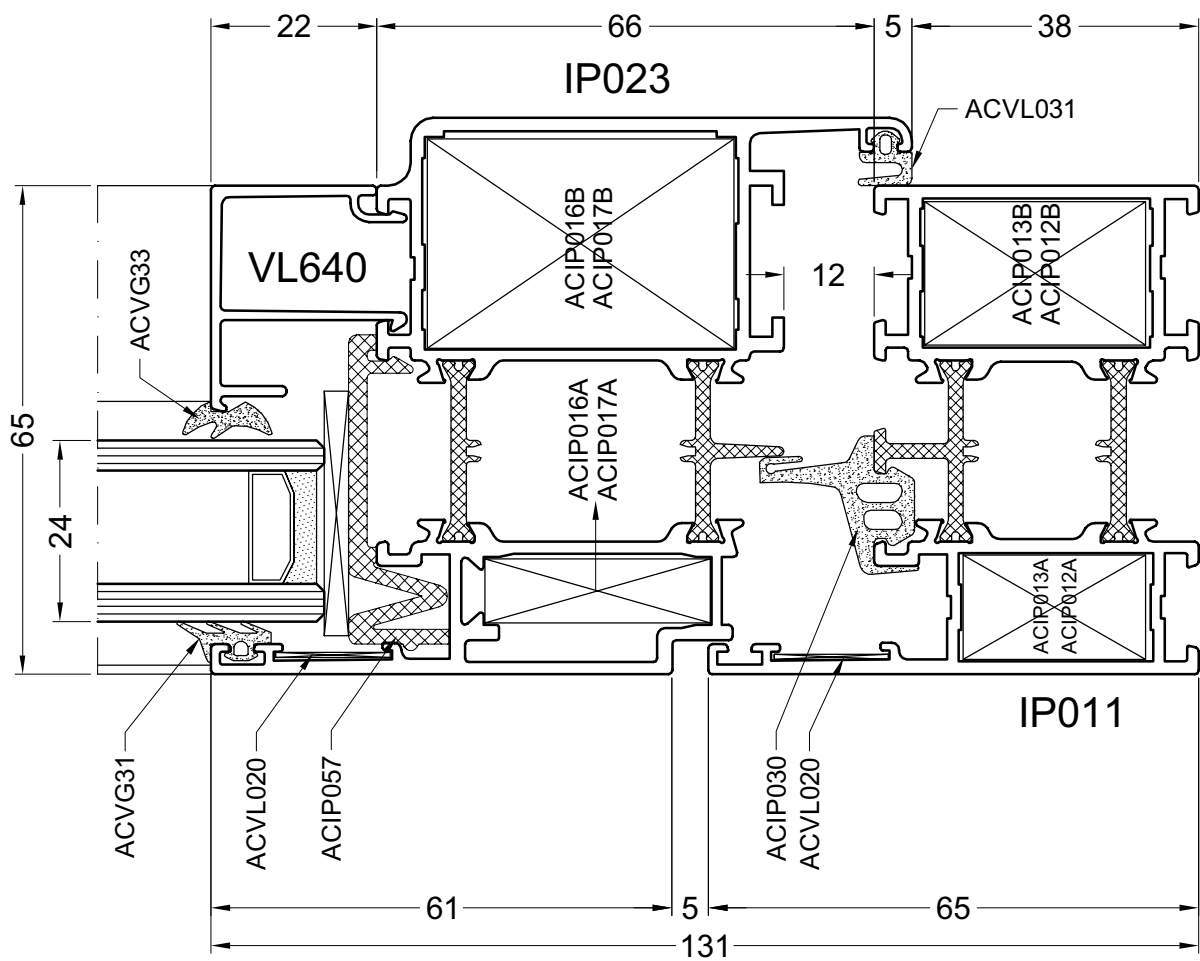
DOORSNEDE - COUPE - SCHNITT - SECTION



ip020d12

2C

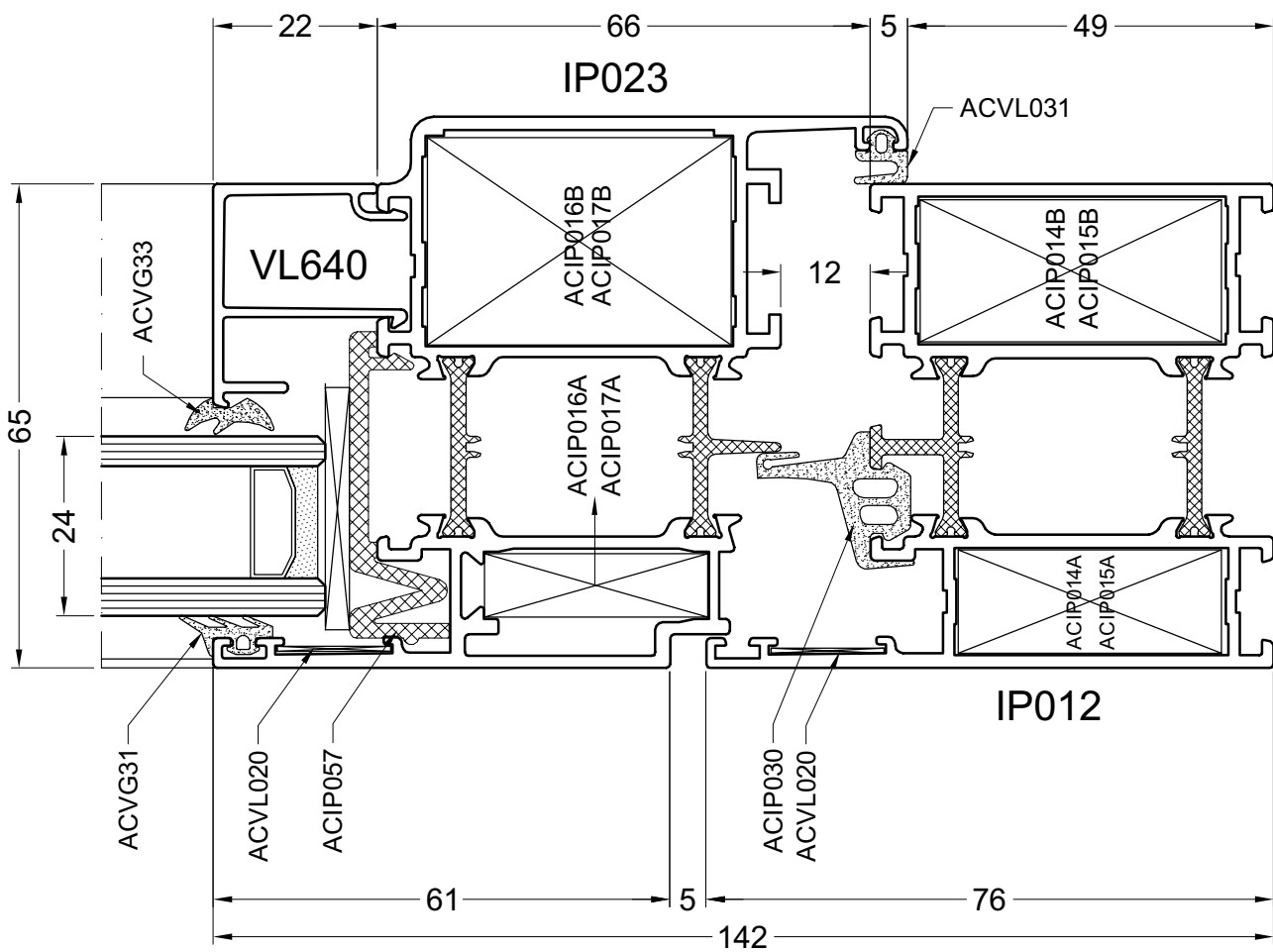
DOORSNEDE - COUPE - SCHNITT - SECTION



ip020d13

2D

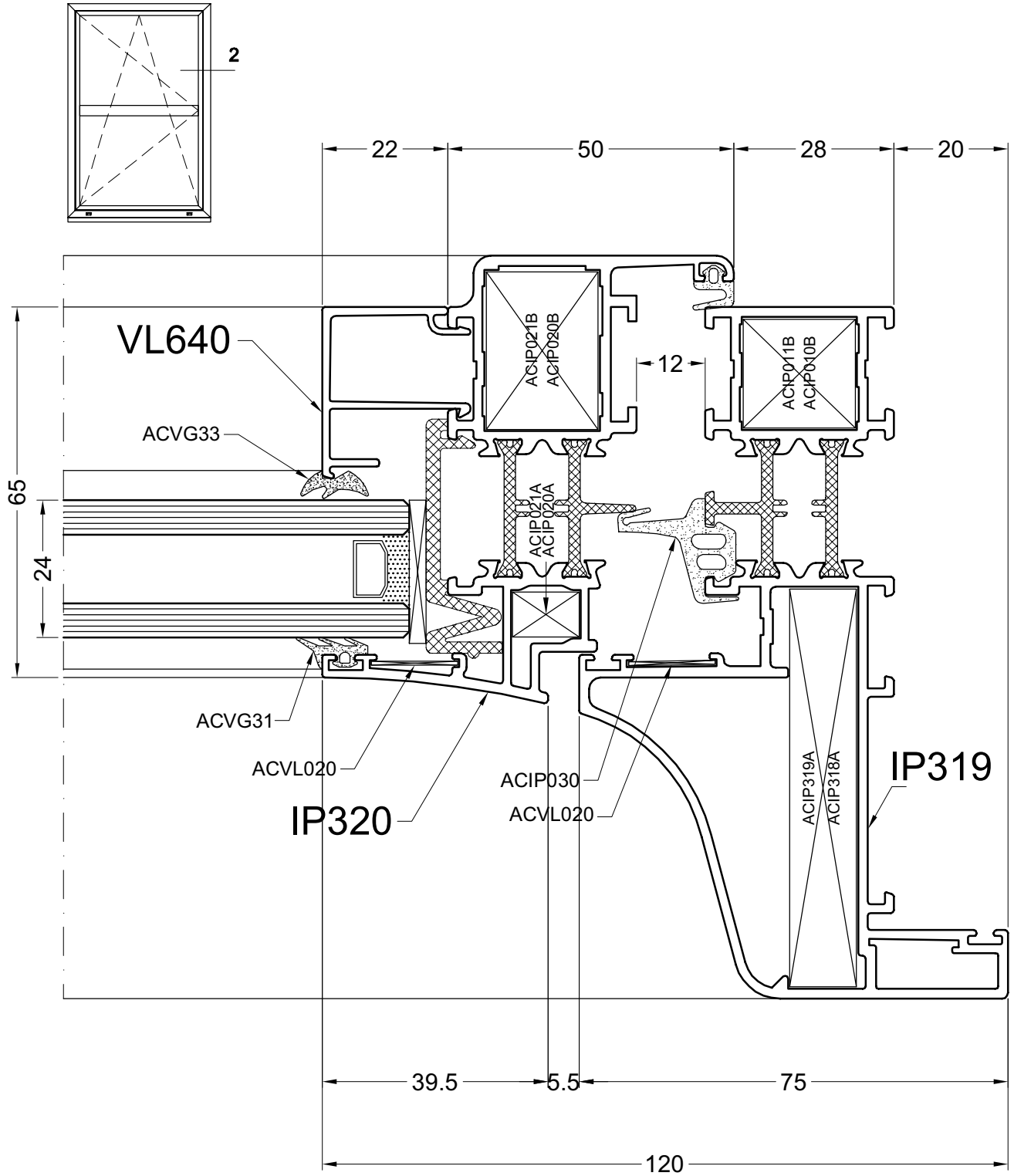
DOORSNEDE - COUPE - SCHNITT - SECTION



ip020d14

2E

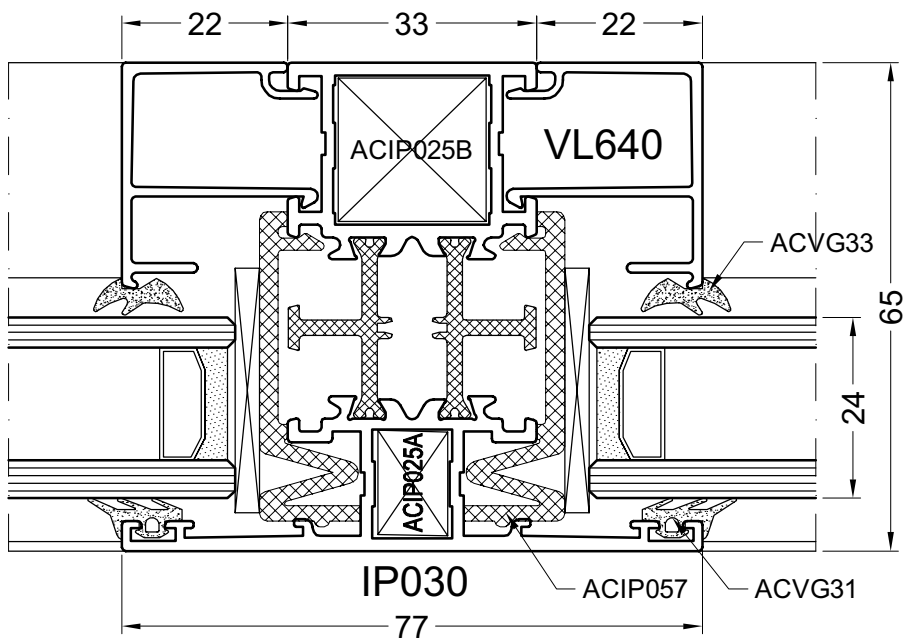
DOORSNEDE - COUPE - SCHNITT - SECTION



ip020d15

3A

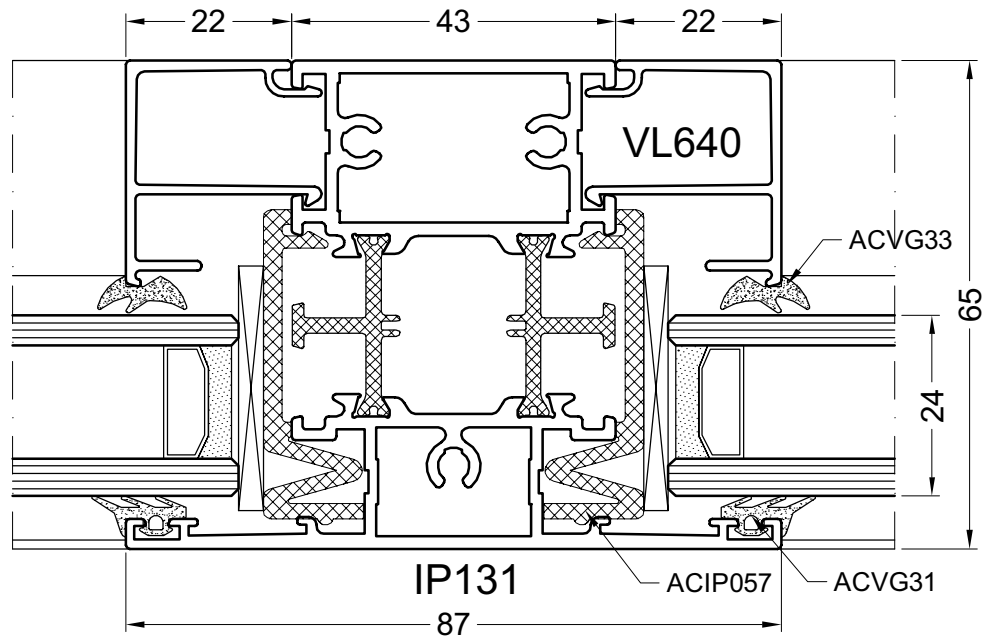
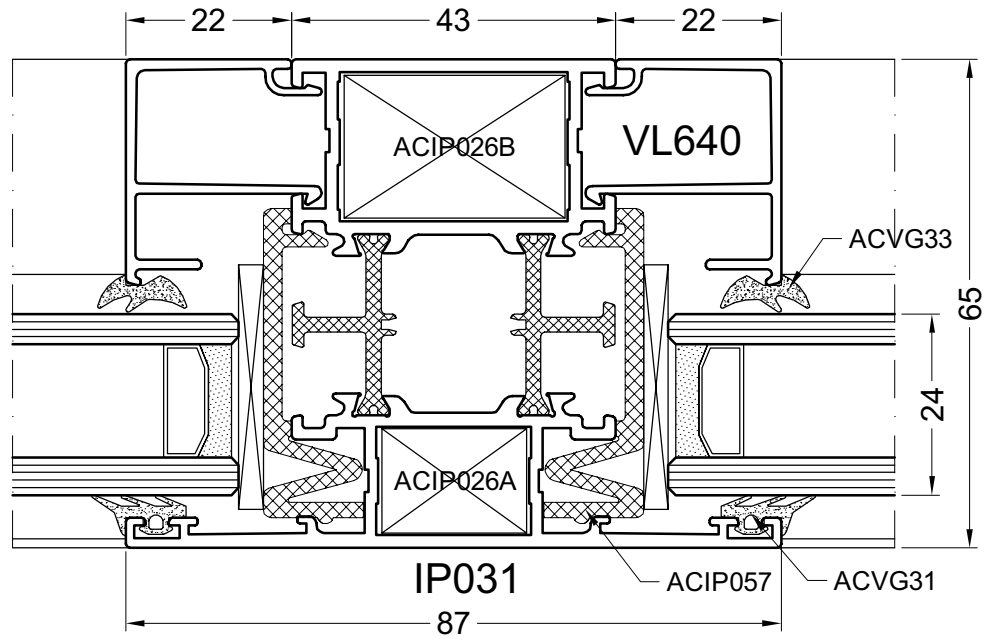
DOORSNEDE - COUPE - SCHNITT - SECTION



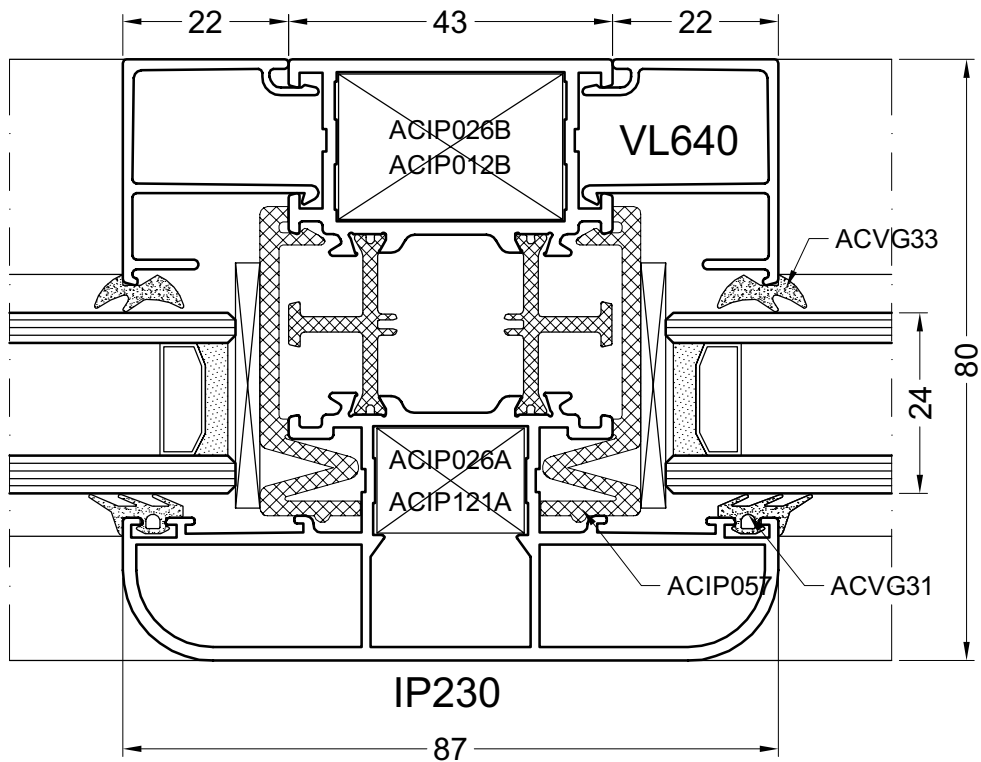
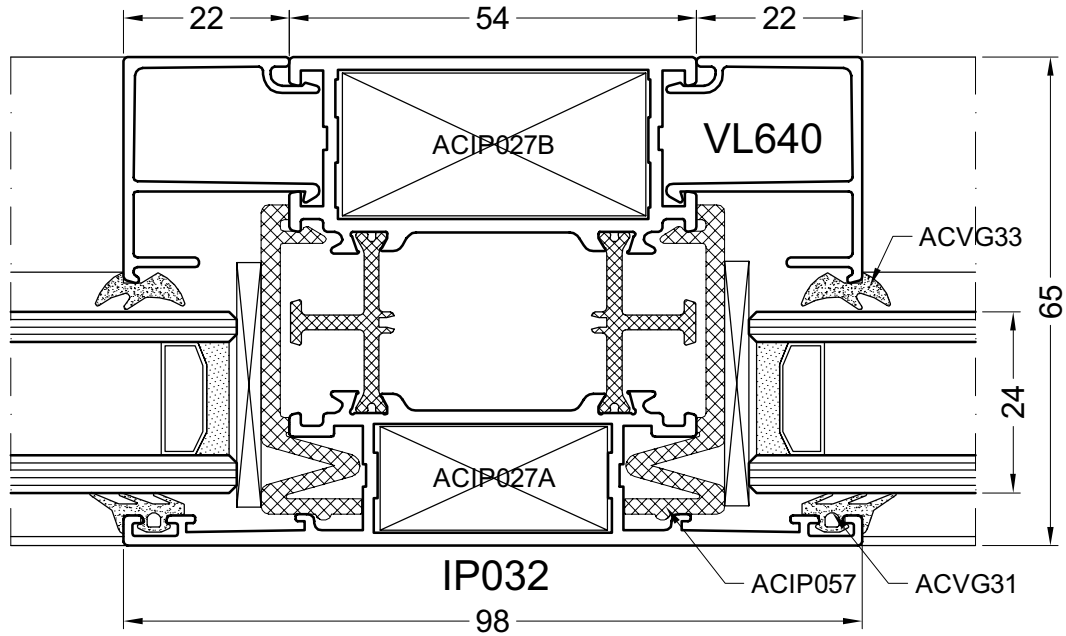
ip030d11

3B

DOORSNEDE - COUPE - SCHNITT - SECTION



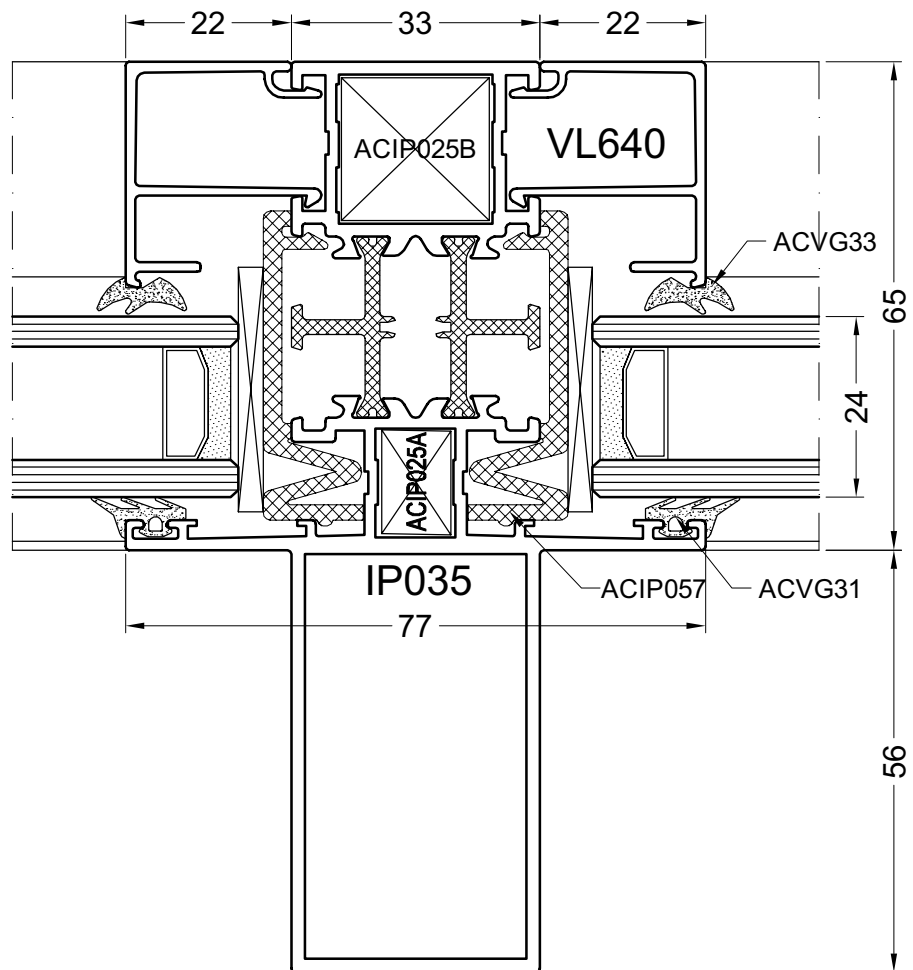
ip030d12



ip030d13

3D

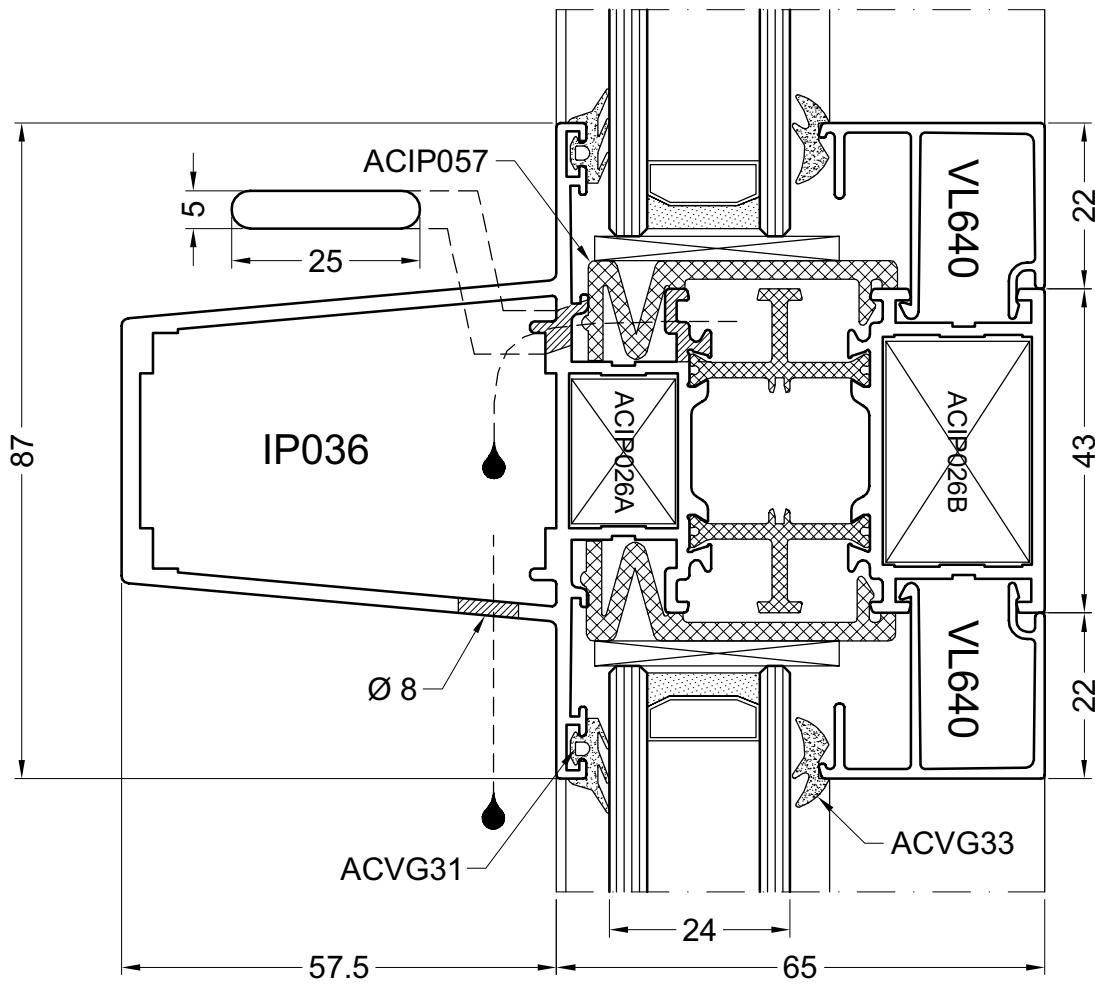
DOORSNEDE - COUPE - SCHNITT - SECTION



ip030d21

3E

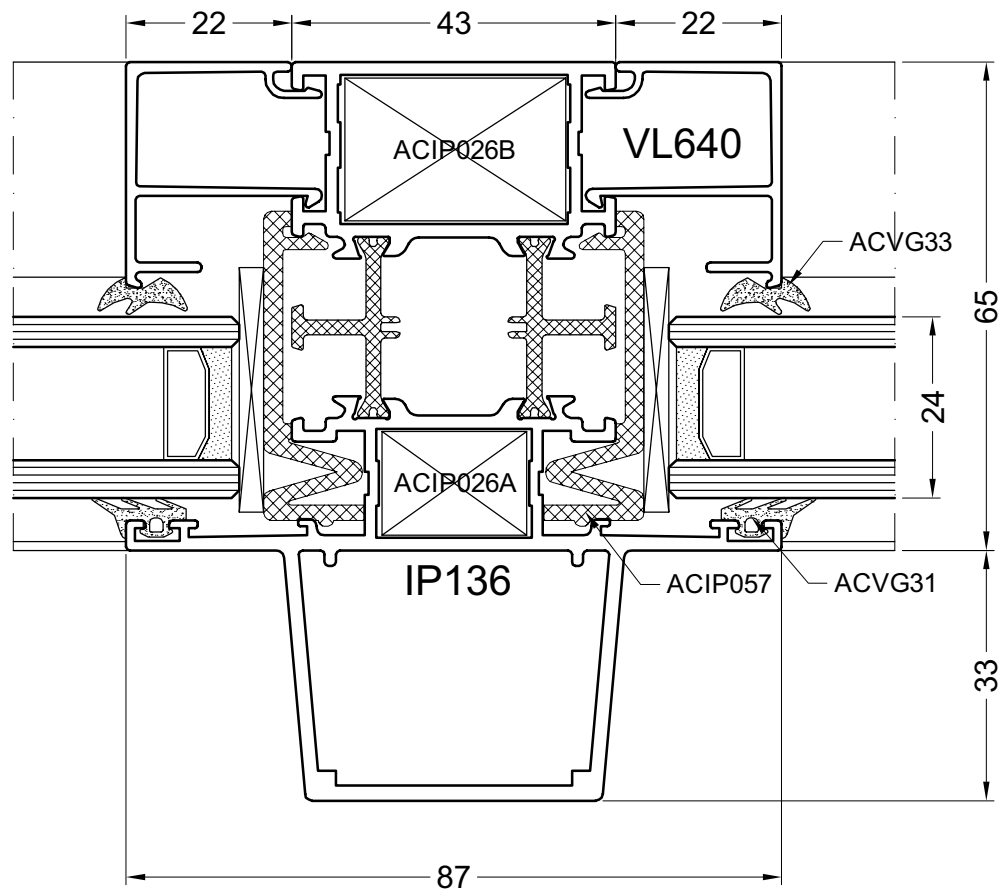
DOORSNEDE - COUPE - SCHNITT - SECTION



door72

3F

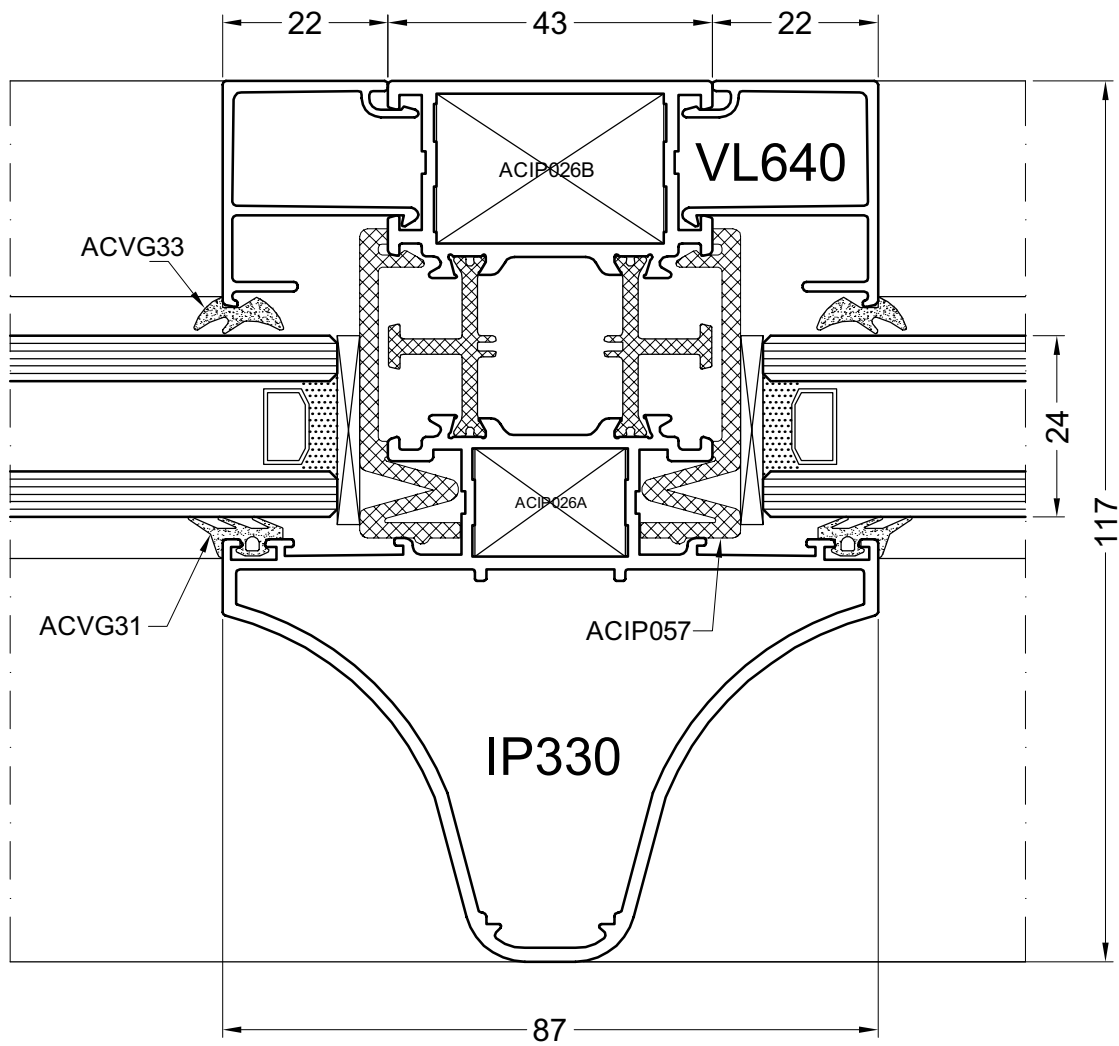
DOORSNEDE - COUPE - SCHNITT - SECTION



door73

3G

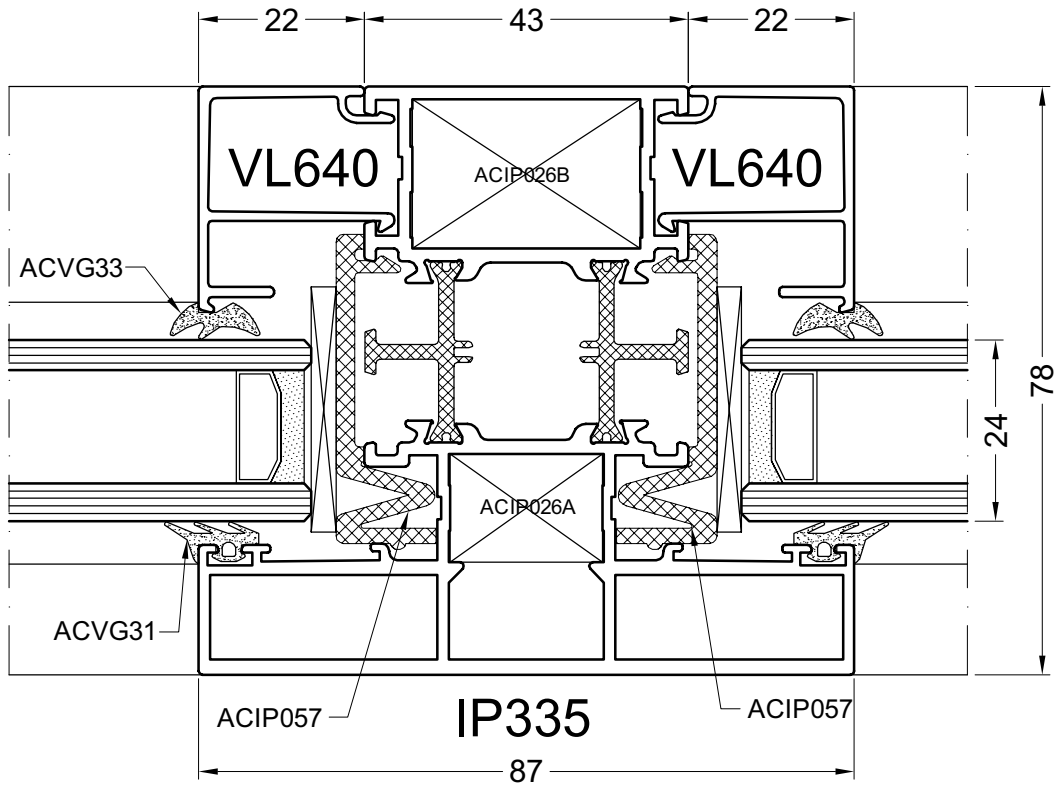
DOORSNEDE - COUPE - SCHNITT - SECTION



door74

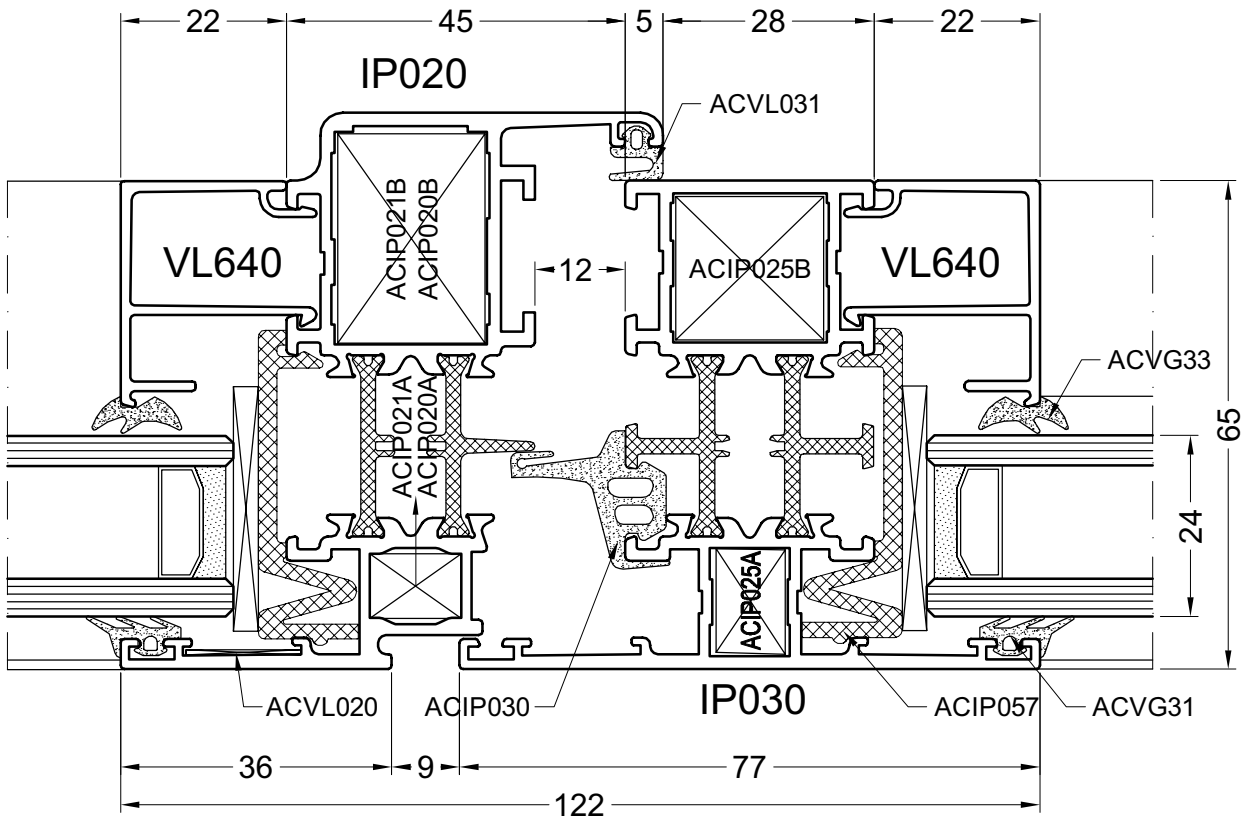
3H

DOORSNEDE - COUPE - SCHNITT - SECTION



4A

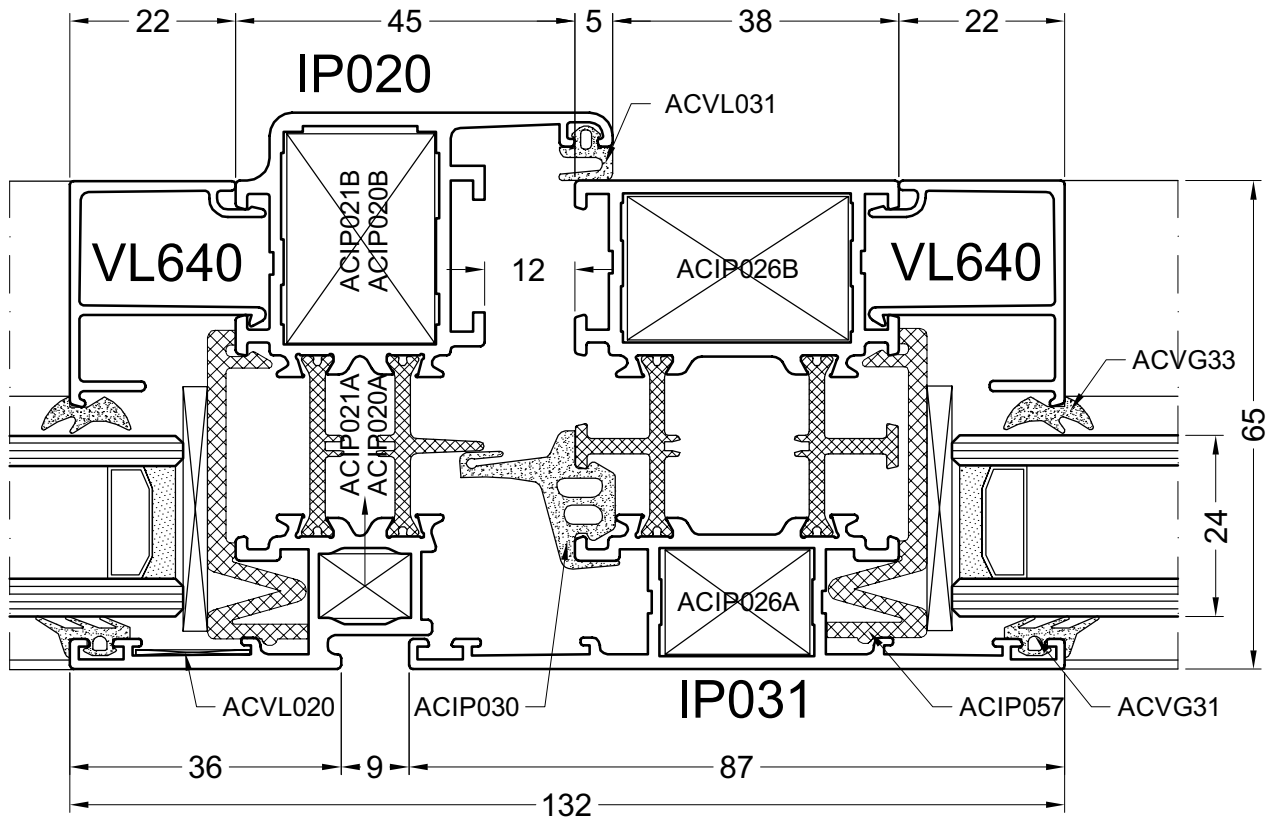
DOORSNEDE - COUPE - SCHNITT - SECTION

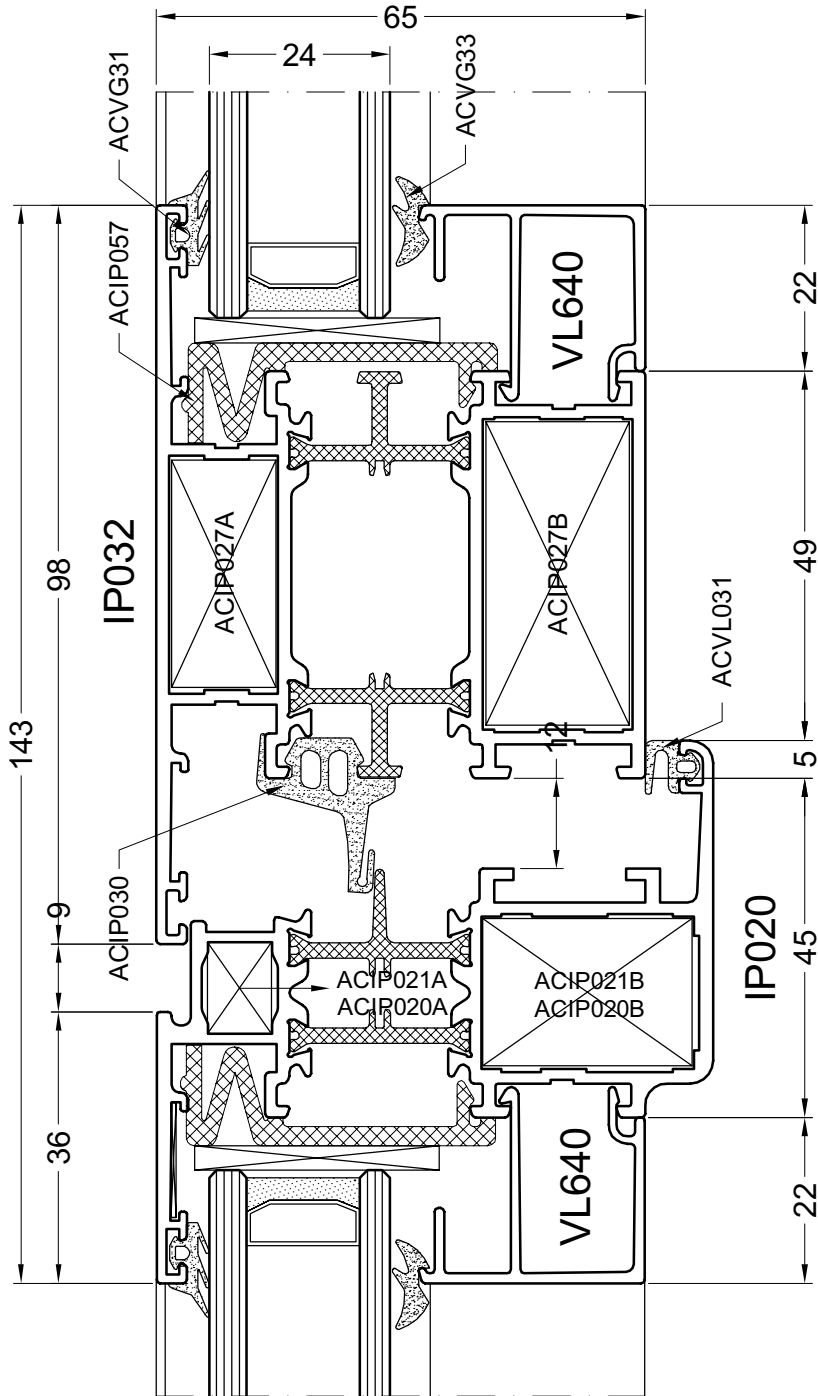


ip040d11

4B

DOORSNEDE - COUPE - SCHNITT - SECTION

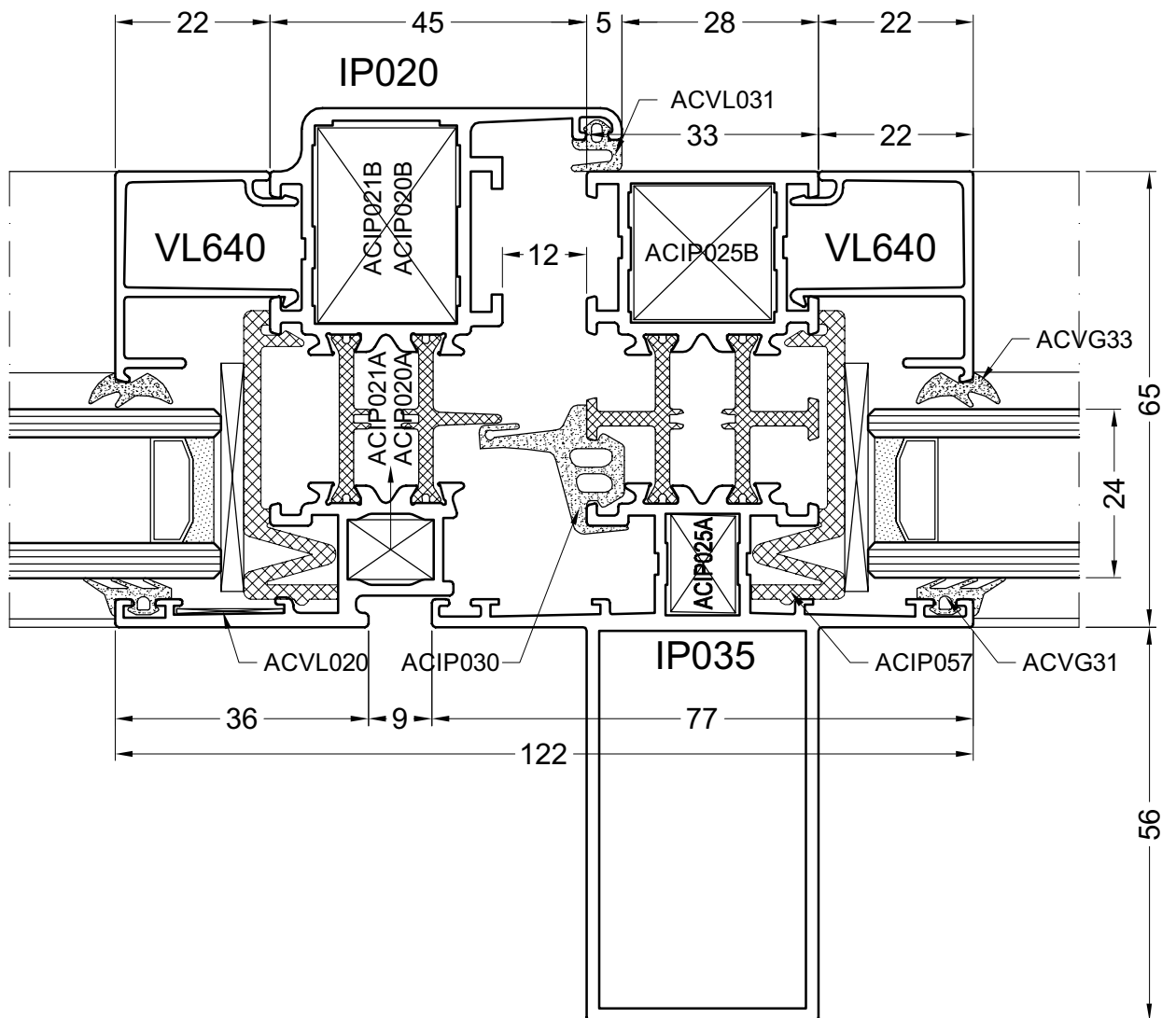




ip040d13

4D

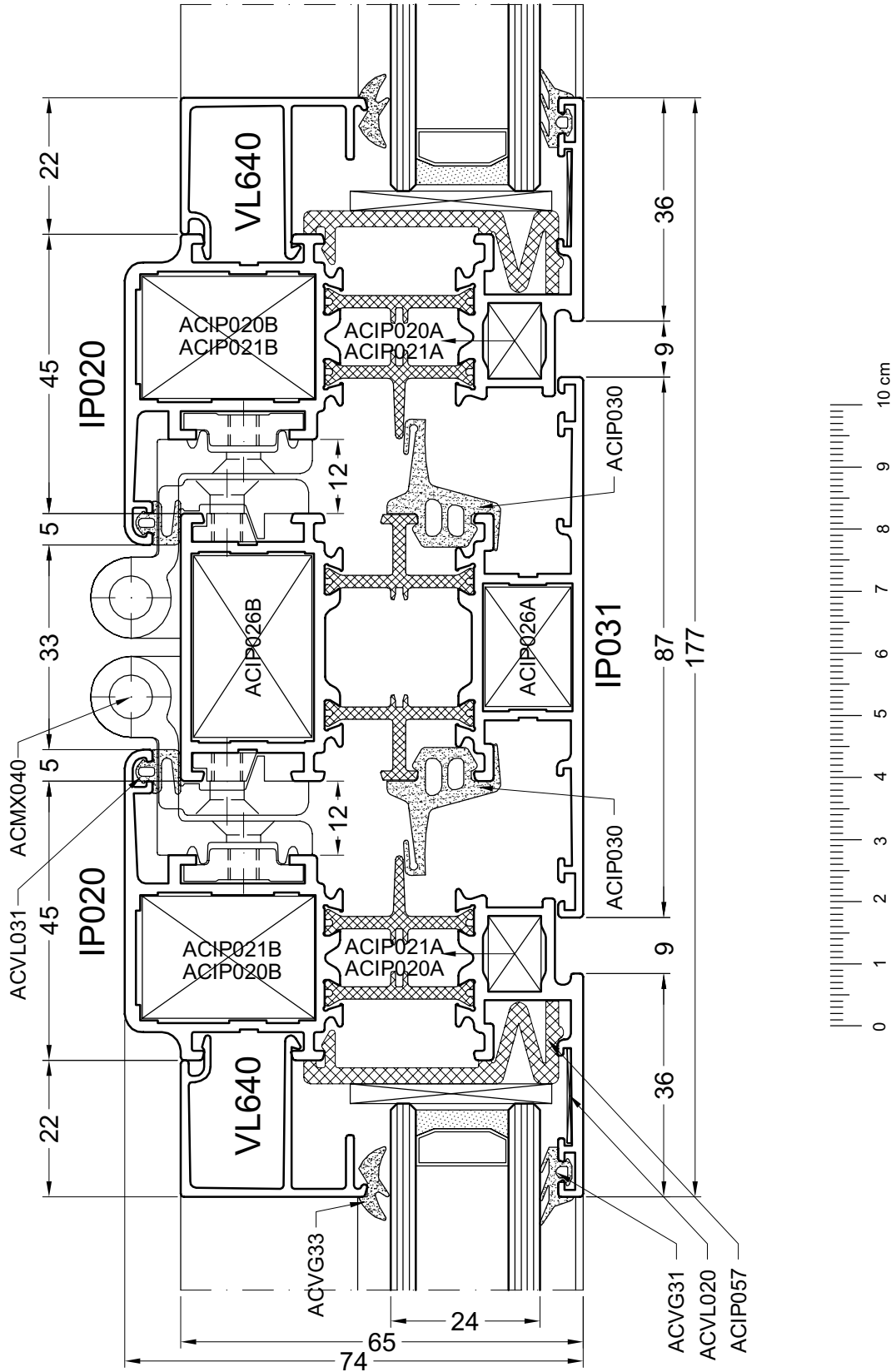
DOORSNEDE - COUPE - SCHNITT - SECTION



ip040d21

5A

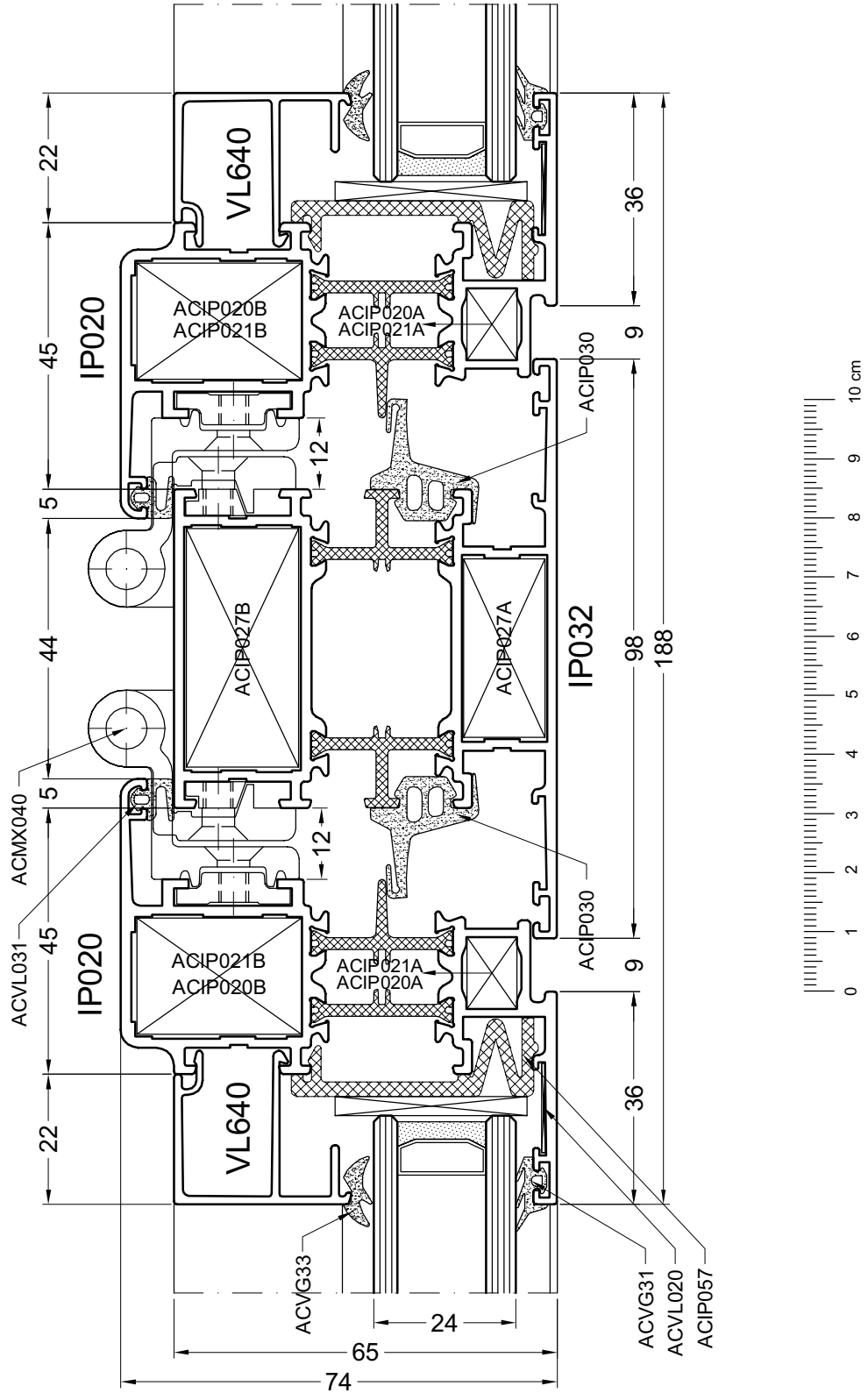
DOORSNEDE - COUPE - SCHNITT - SECTION



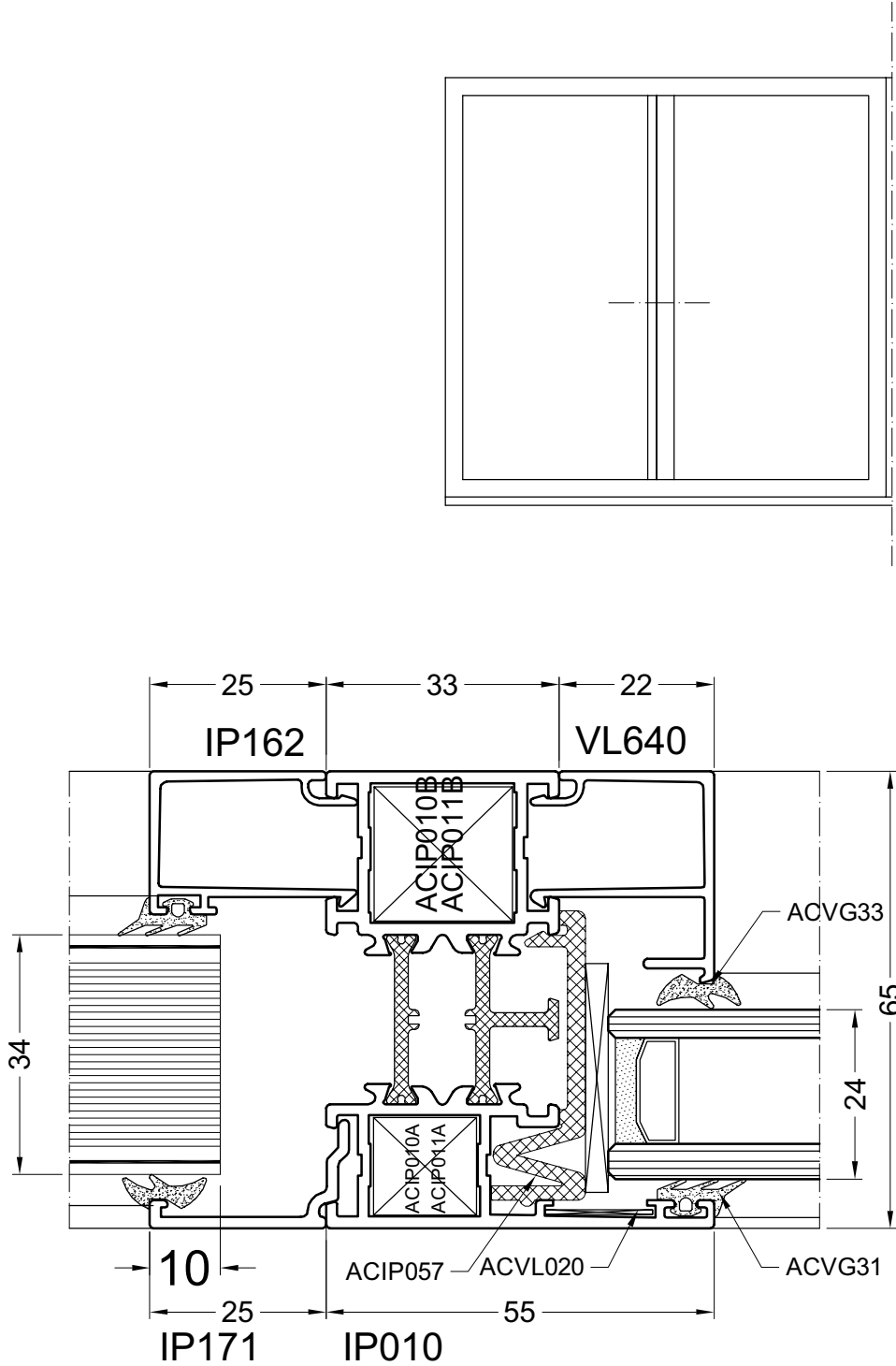
ip050d12

5B

DOORSNEDE - COUPE - SCHNITT - SECTION



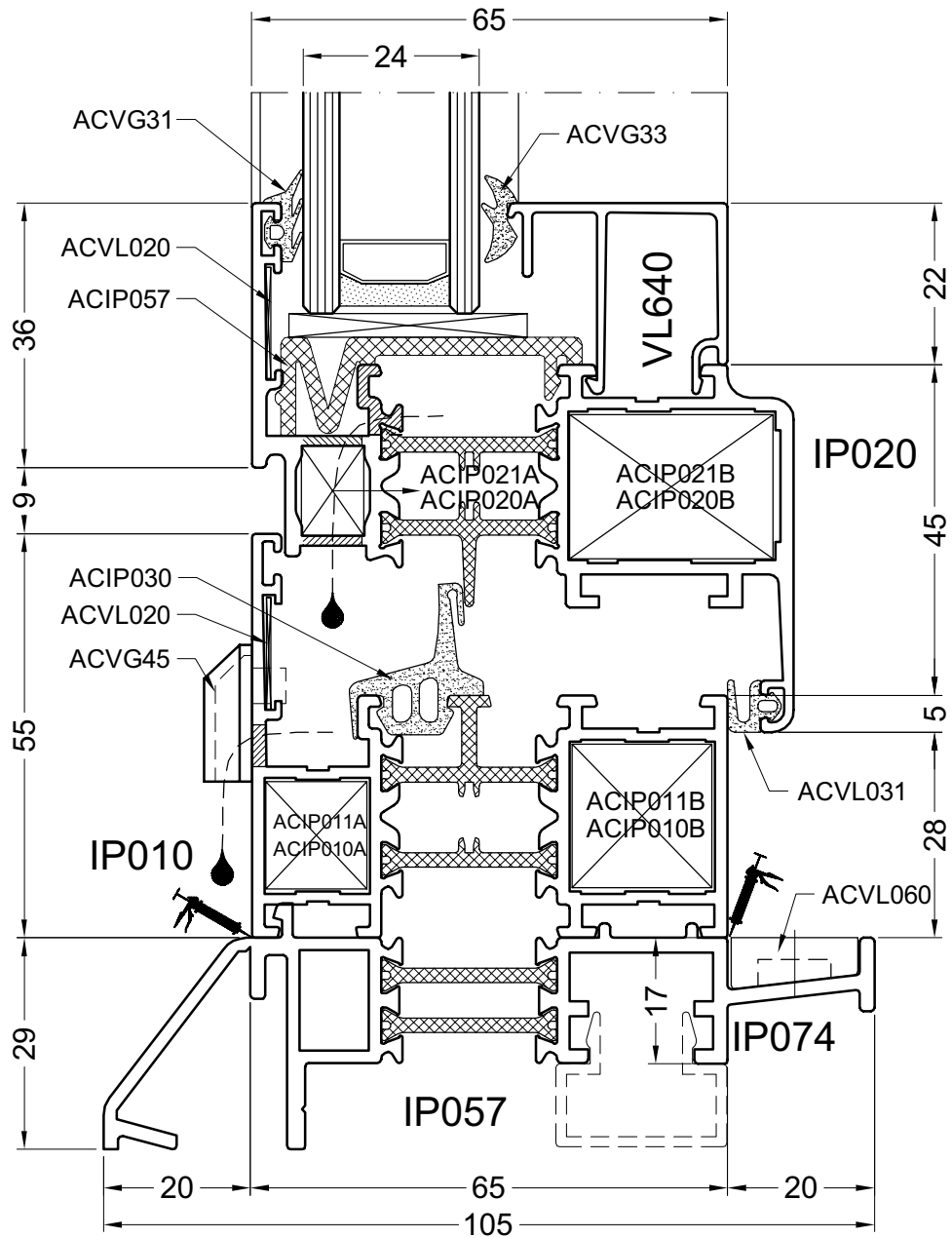
ip050d13



door6

7A

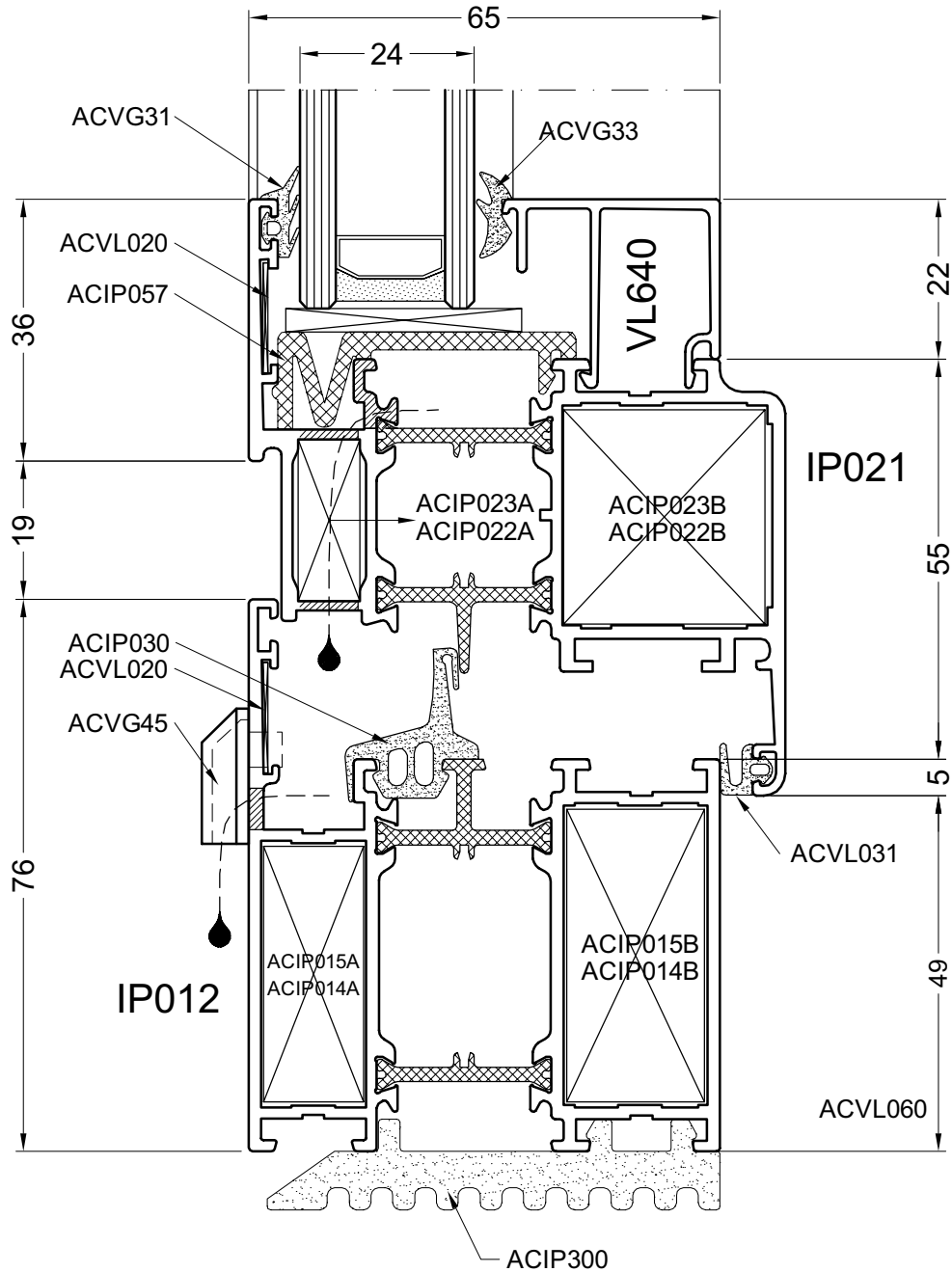
DOORSNEDE - COUPE - SCHNITT - SECTION



ip070d11

7B

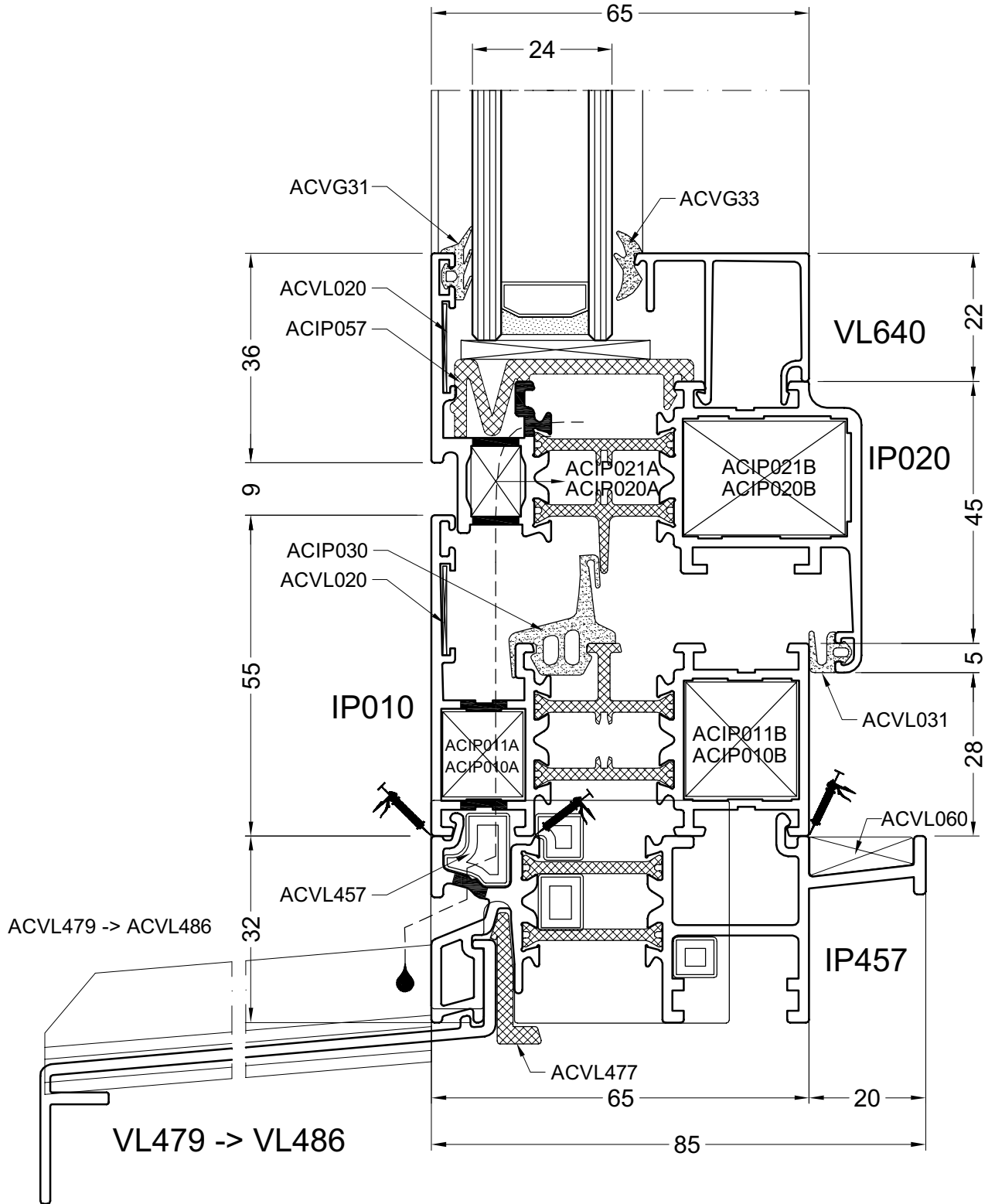
DOORSNEDE - COUPE - SCHNITT - SECTION



ip070d13

7C

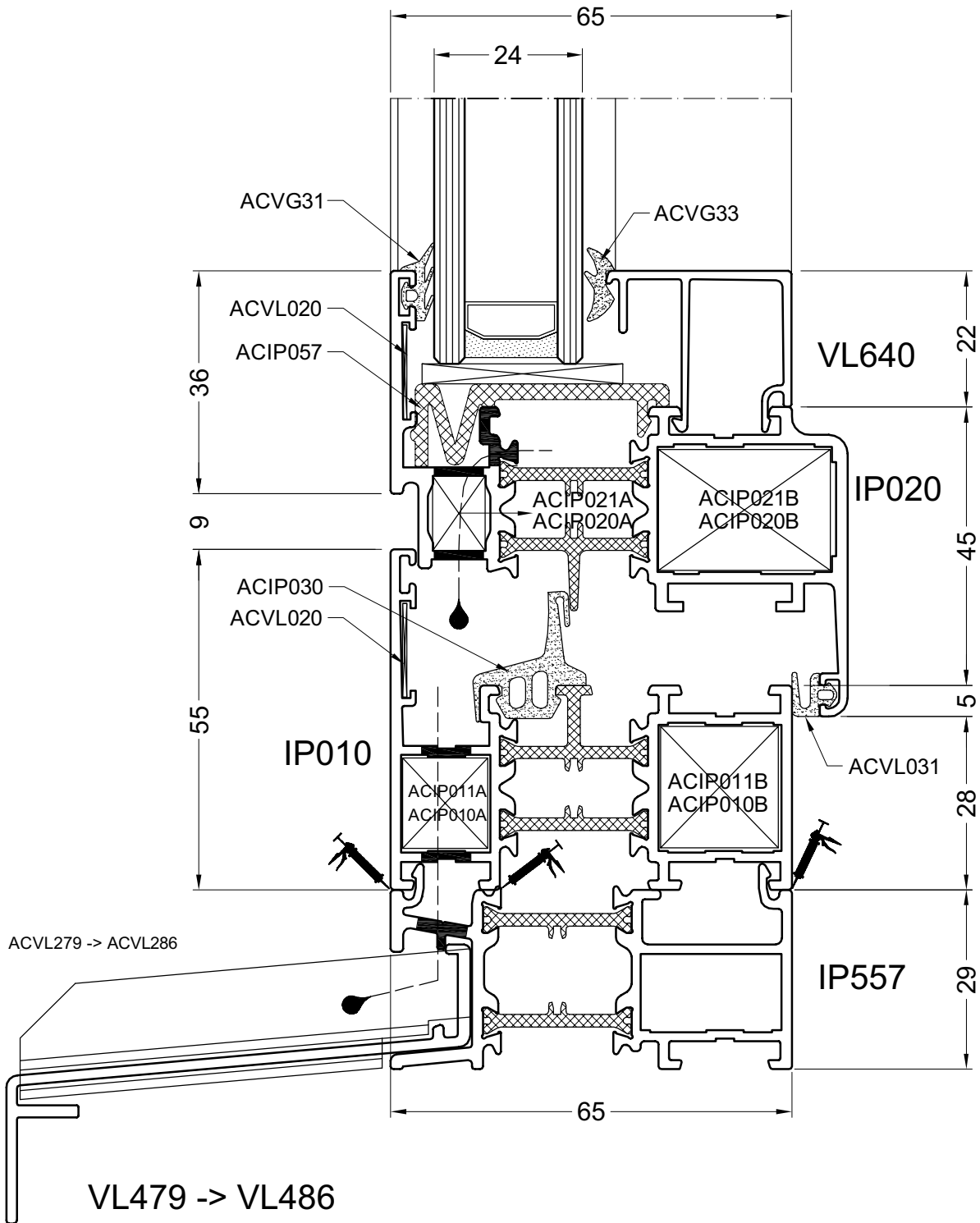
DOORSNEDE - COUPE - SCHNITT - SECTION



monip157

7D

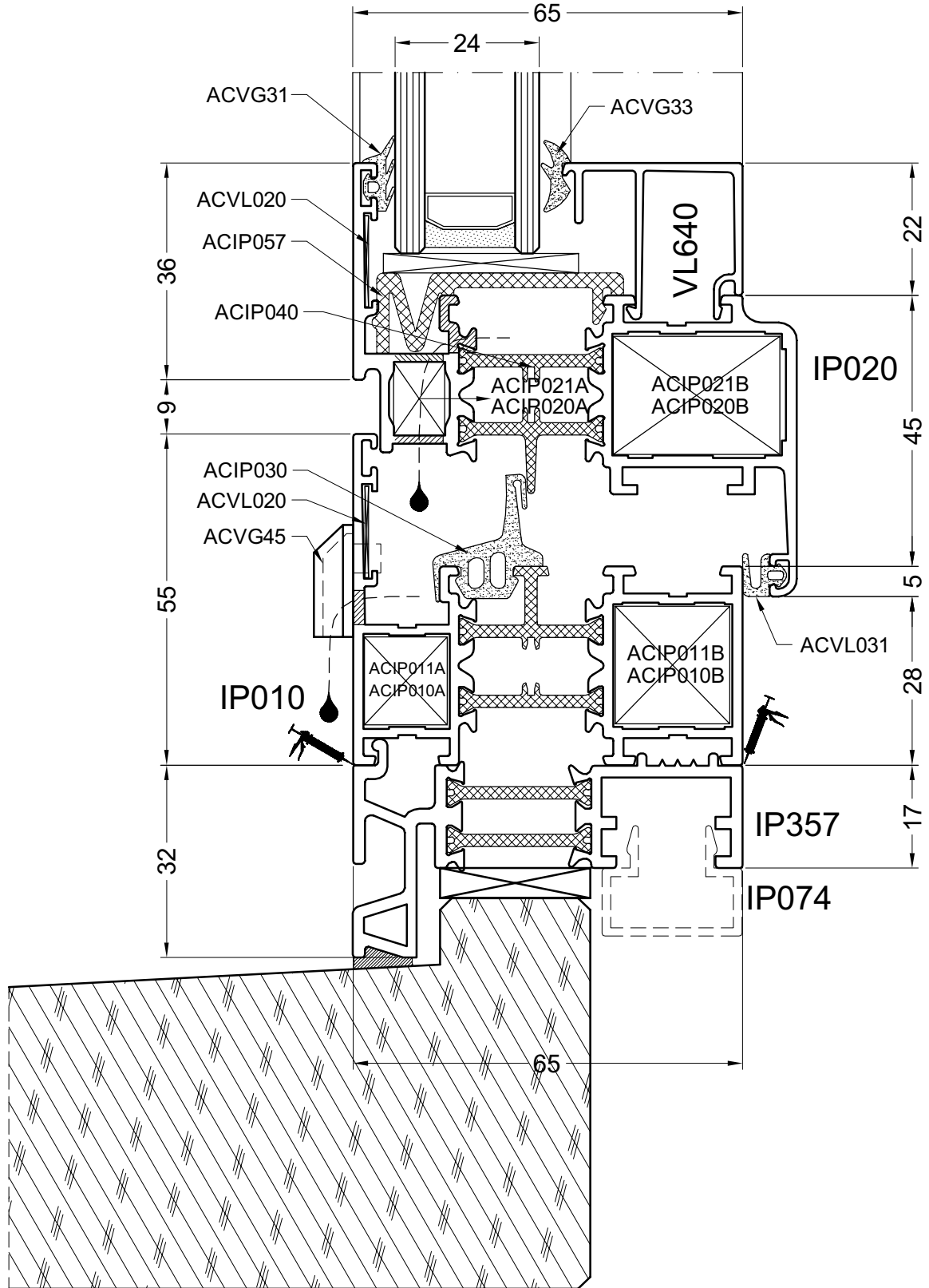
DOORSNEDE - COUPE - SCHNITT - SECTION



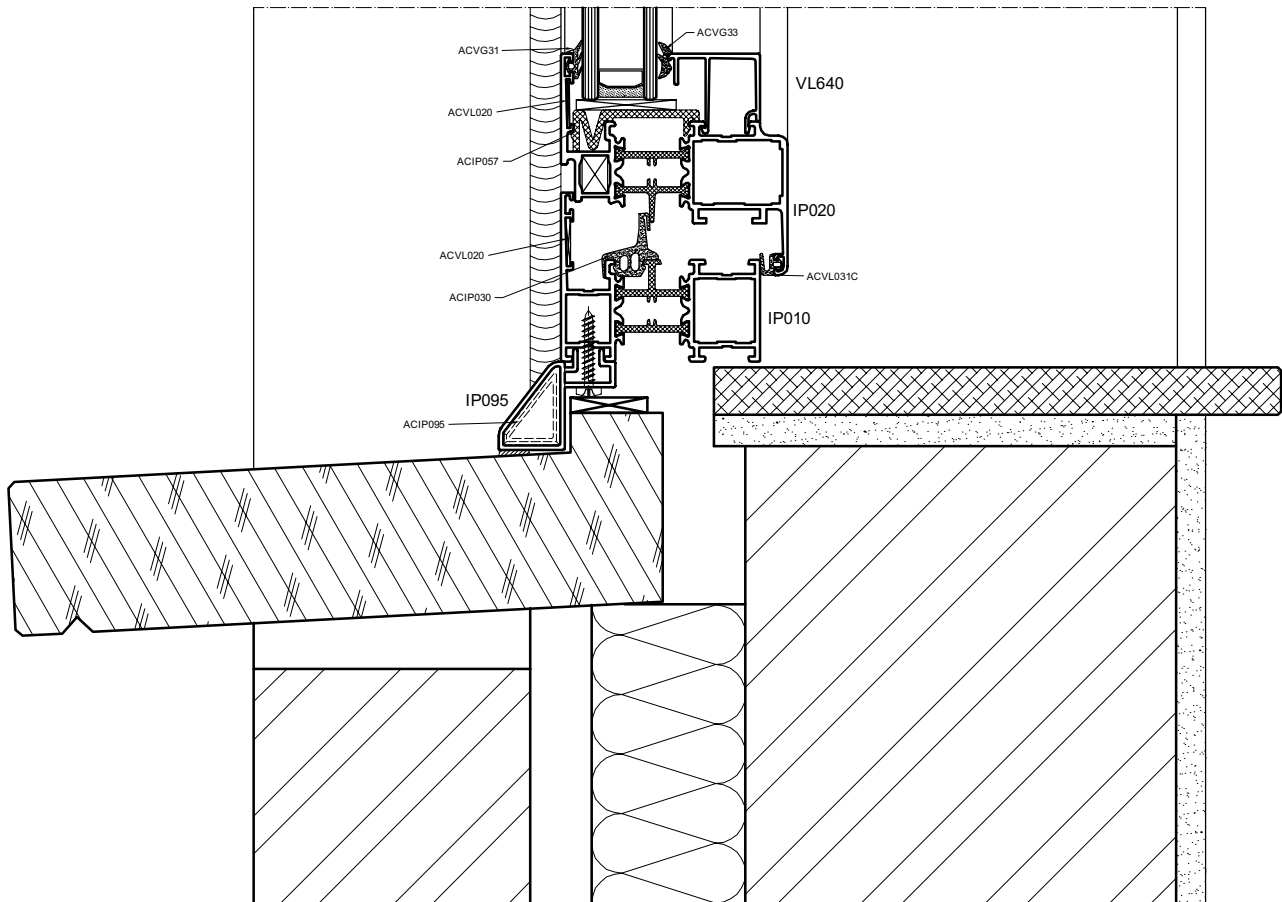
door7d

7E

DOORSNEDE - COUPE - SCHNITT - SECTION



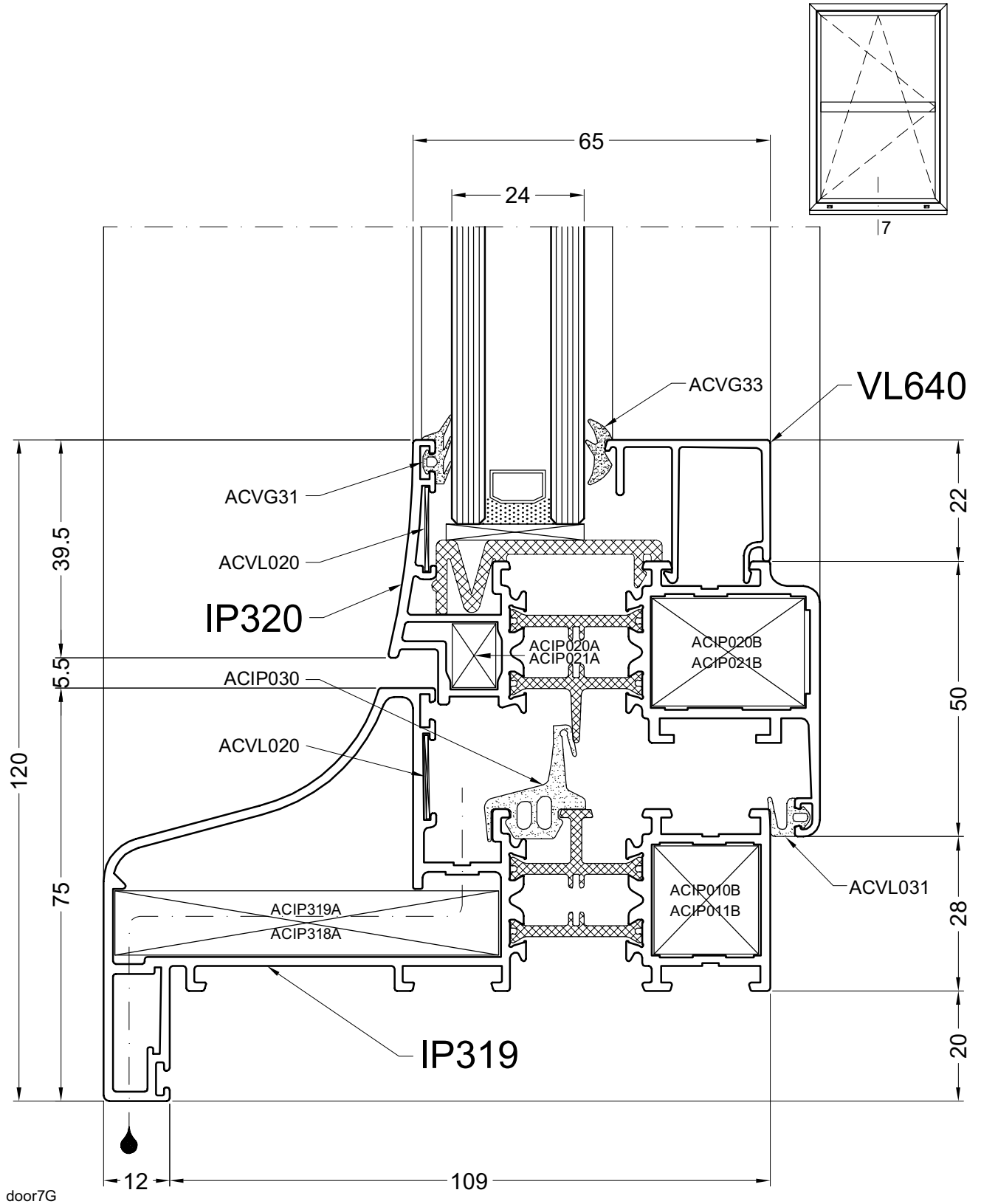
door7e



door7f

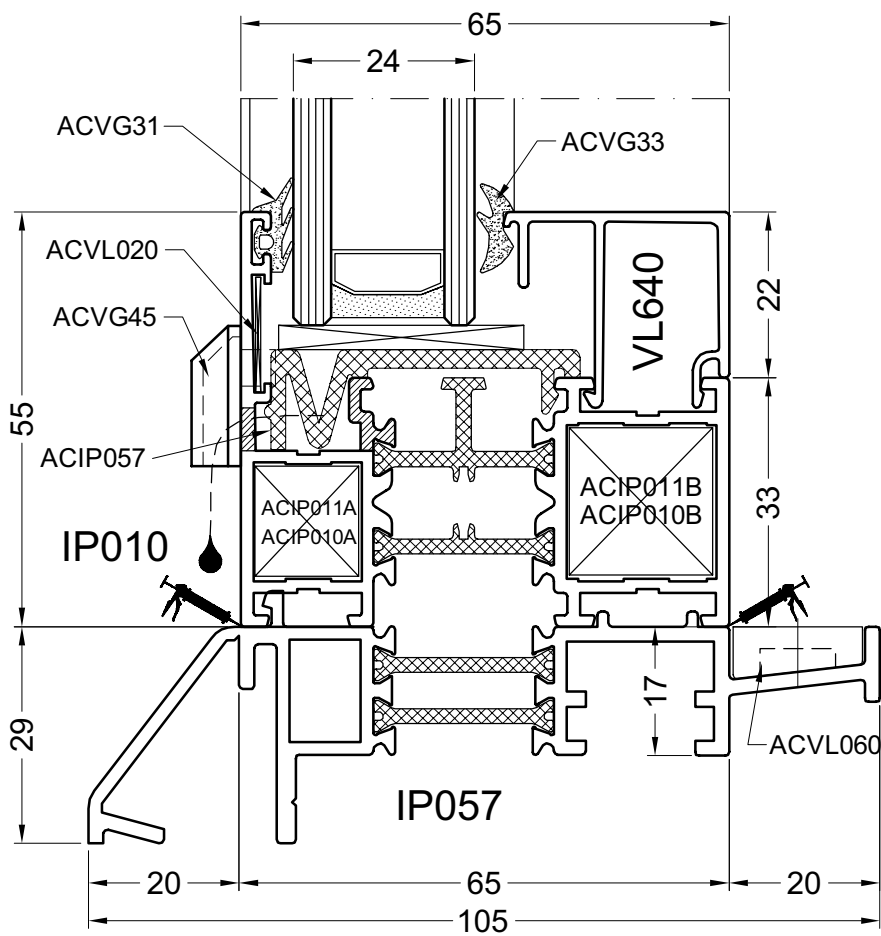
7G

DOORSNEDE - COUPE - SCHNITT - SECTION



7aA

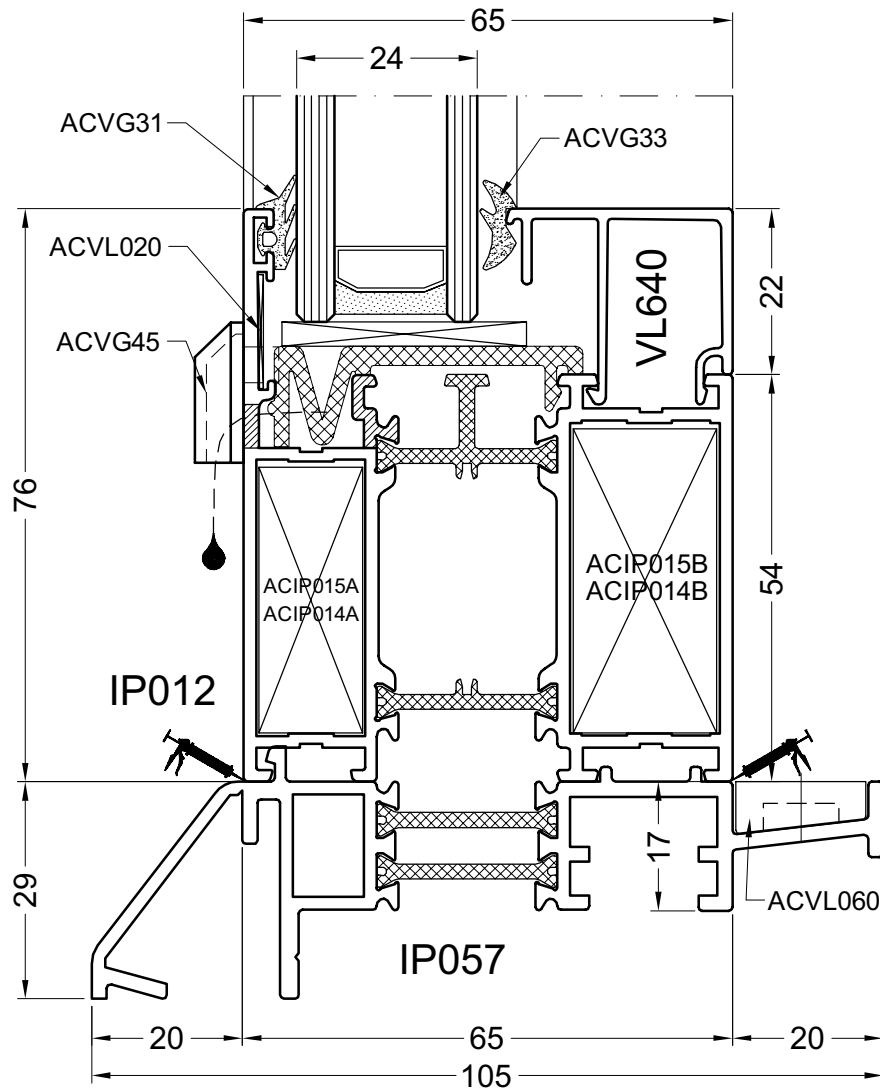
DOORSNEDE - COUPE - SCHNITT - SECTION



ip07ad11

7aB

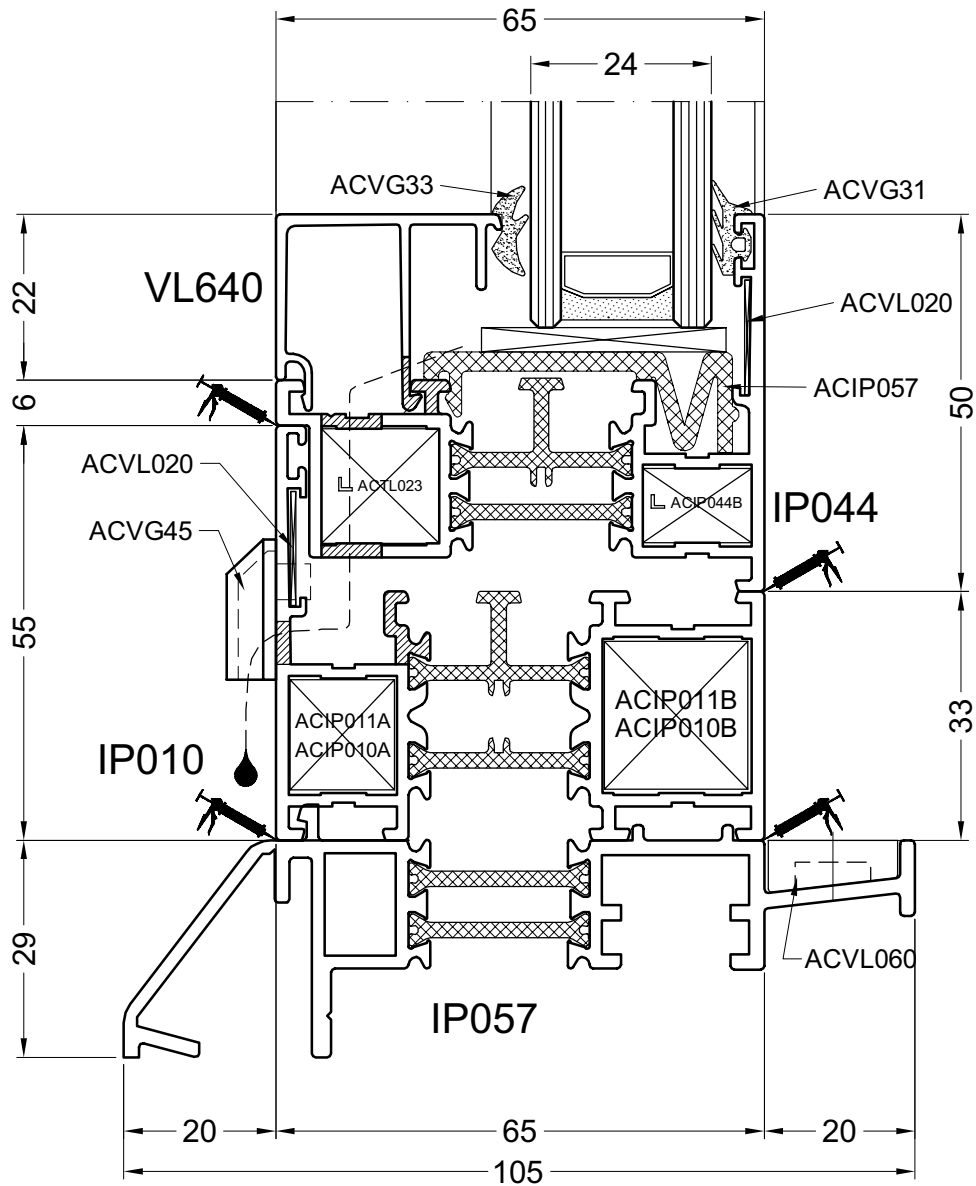
DOORSNEDE - COUPE - SCHNITT - SECTION



ip07ad13

7aC

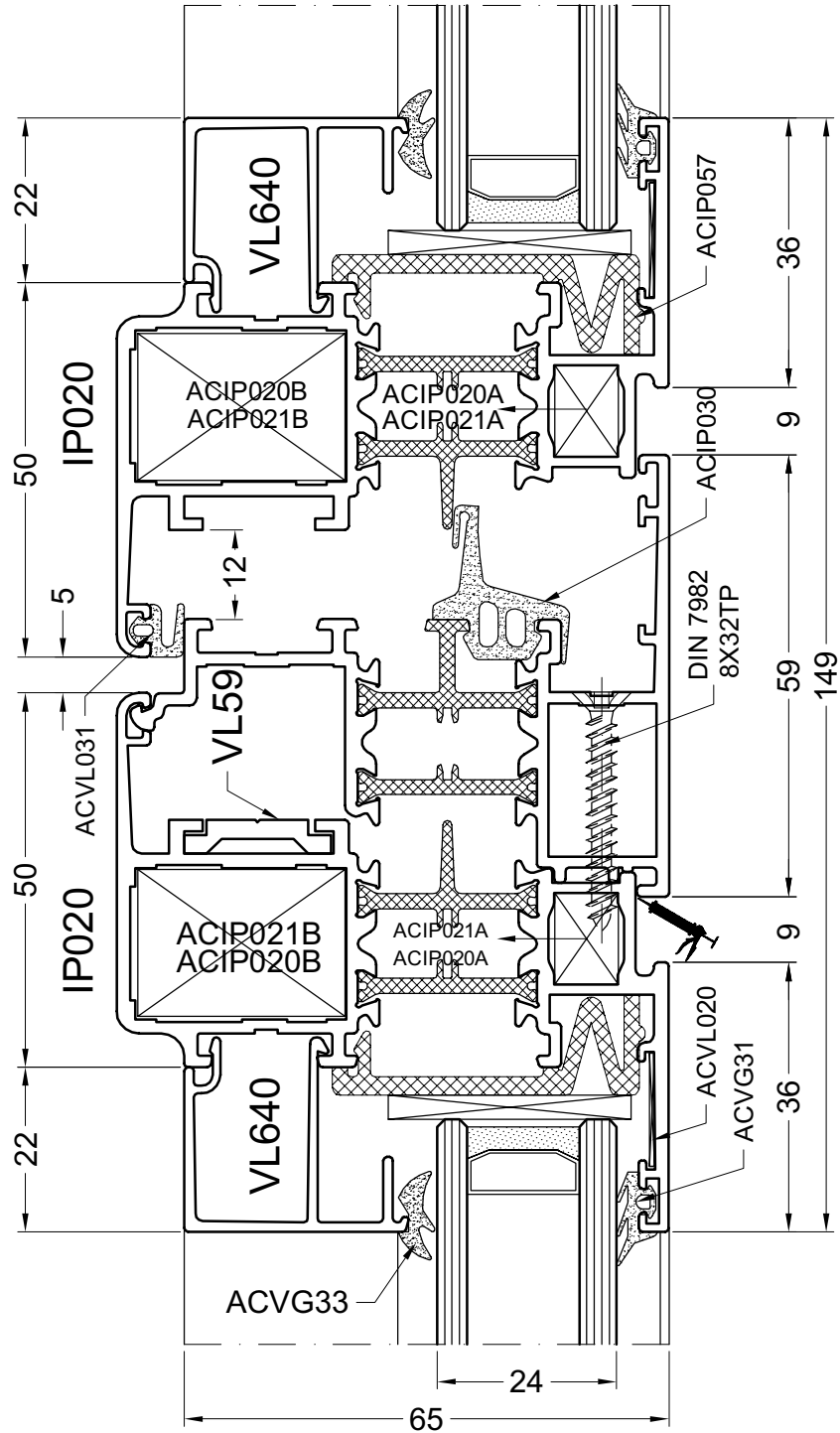
DOORSNEDE - COUPE - SCHNITT - SECTION



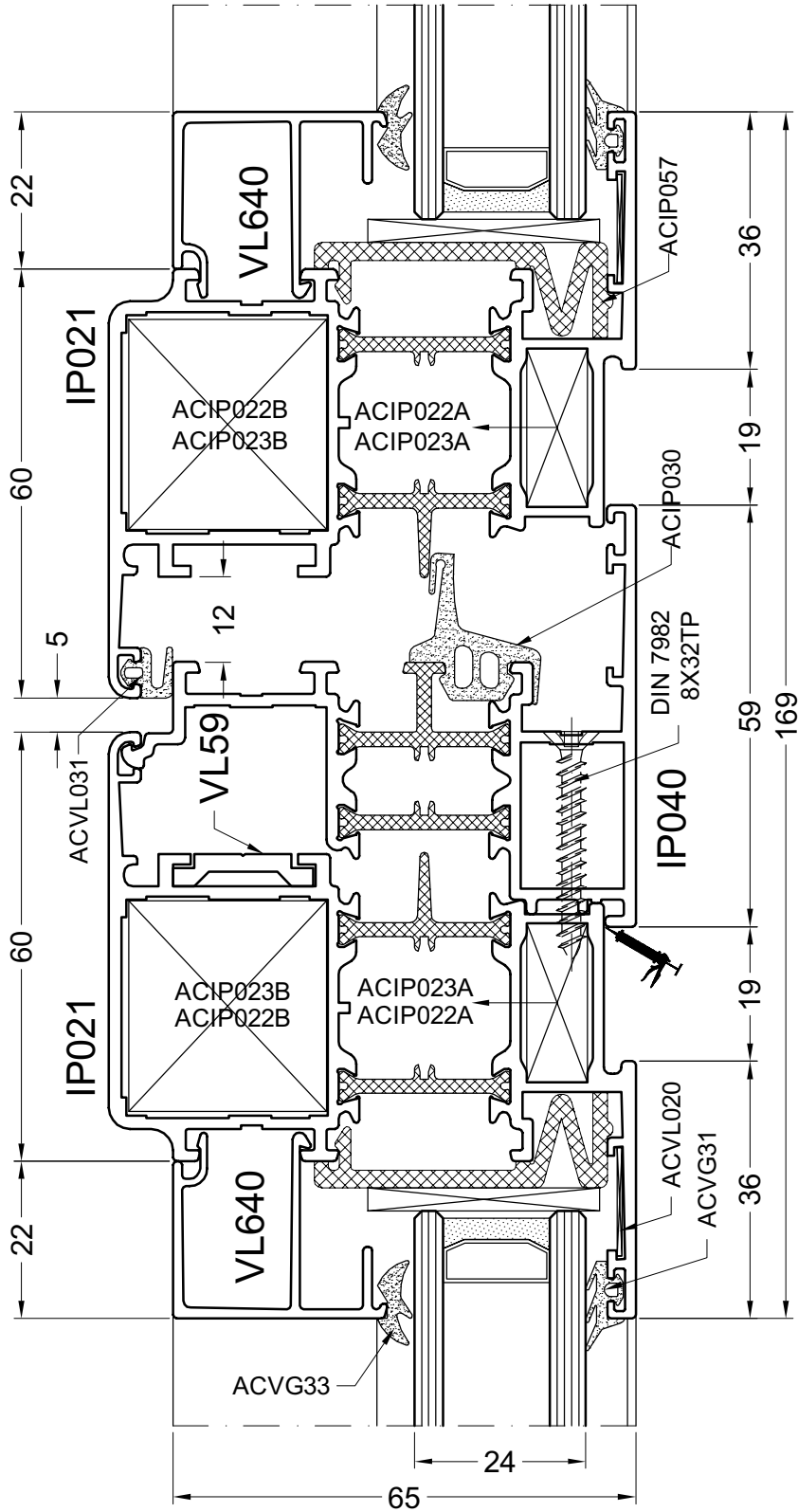
door7ac

8A

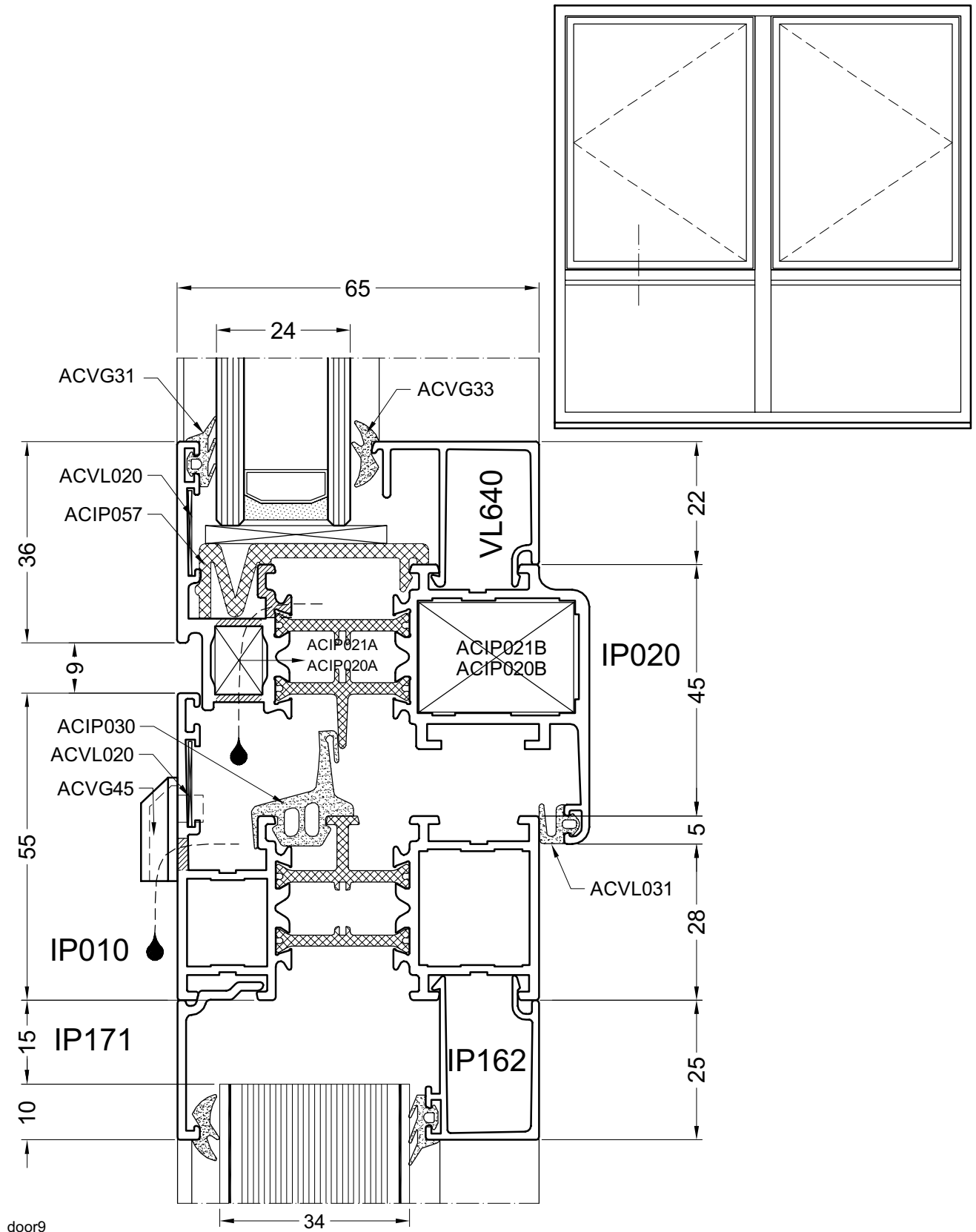
DOORSNEDE - COUPE - SCHNITT - SECTION



ip080d11

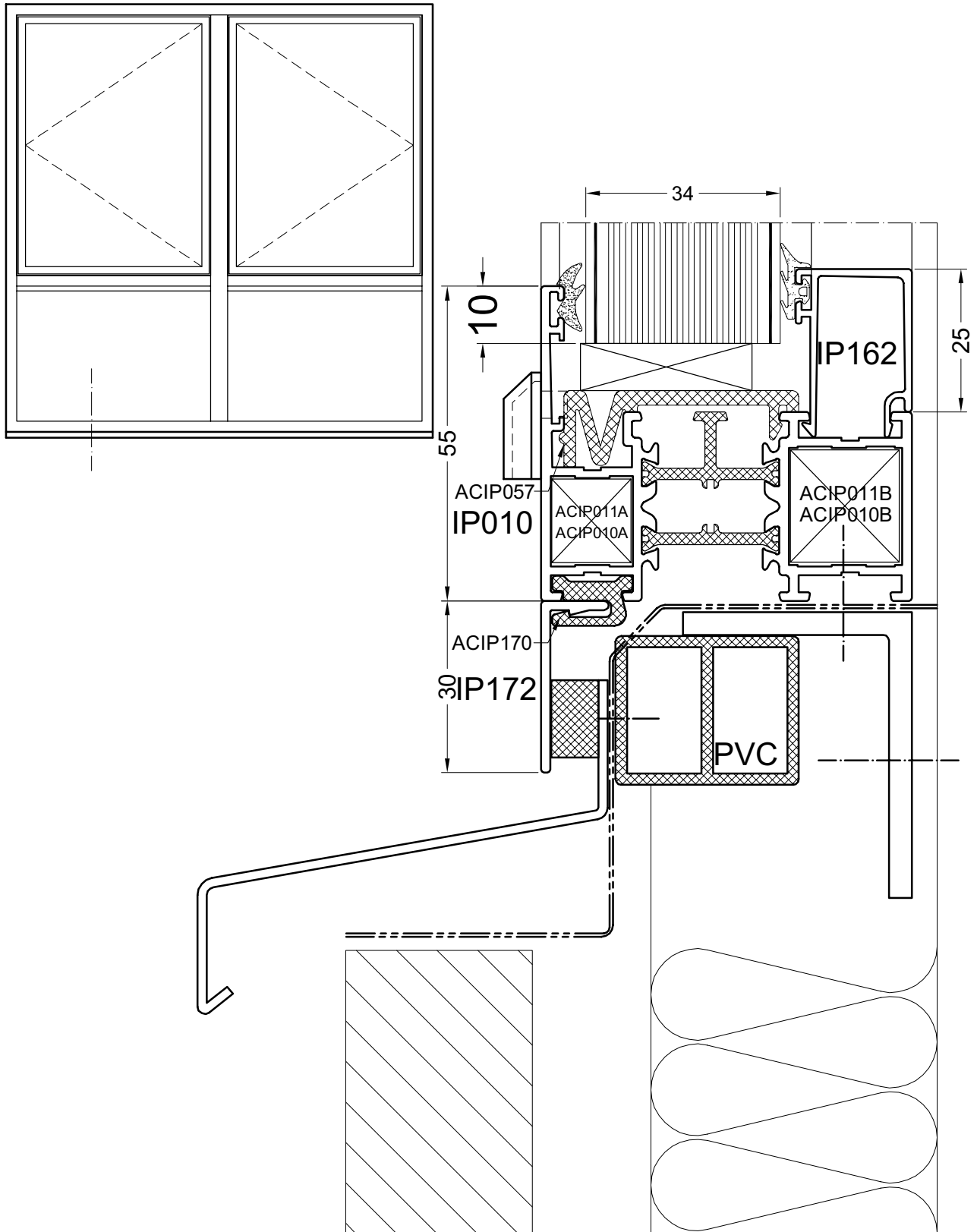


ip080d12



10

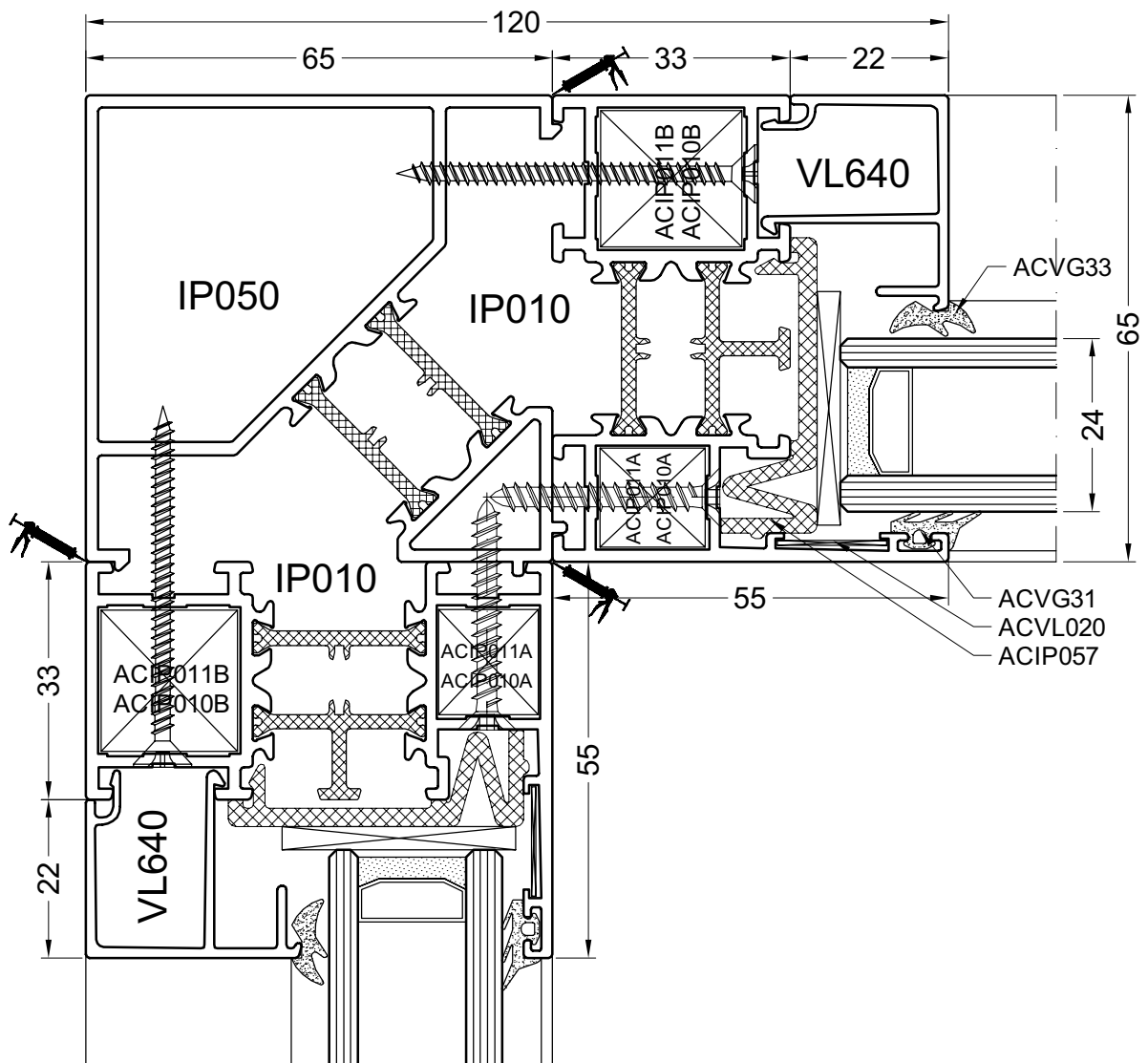
DOORSNEDE - COUPE - SCHNITT - SECTION



door10

11A

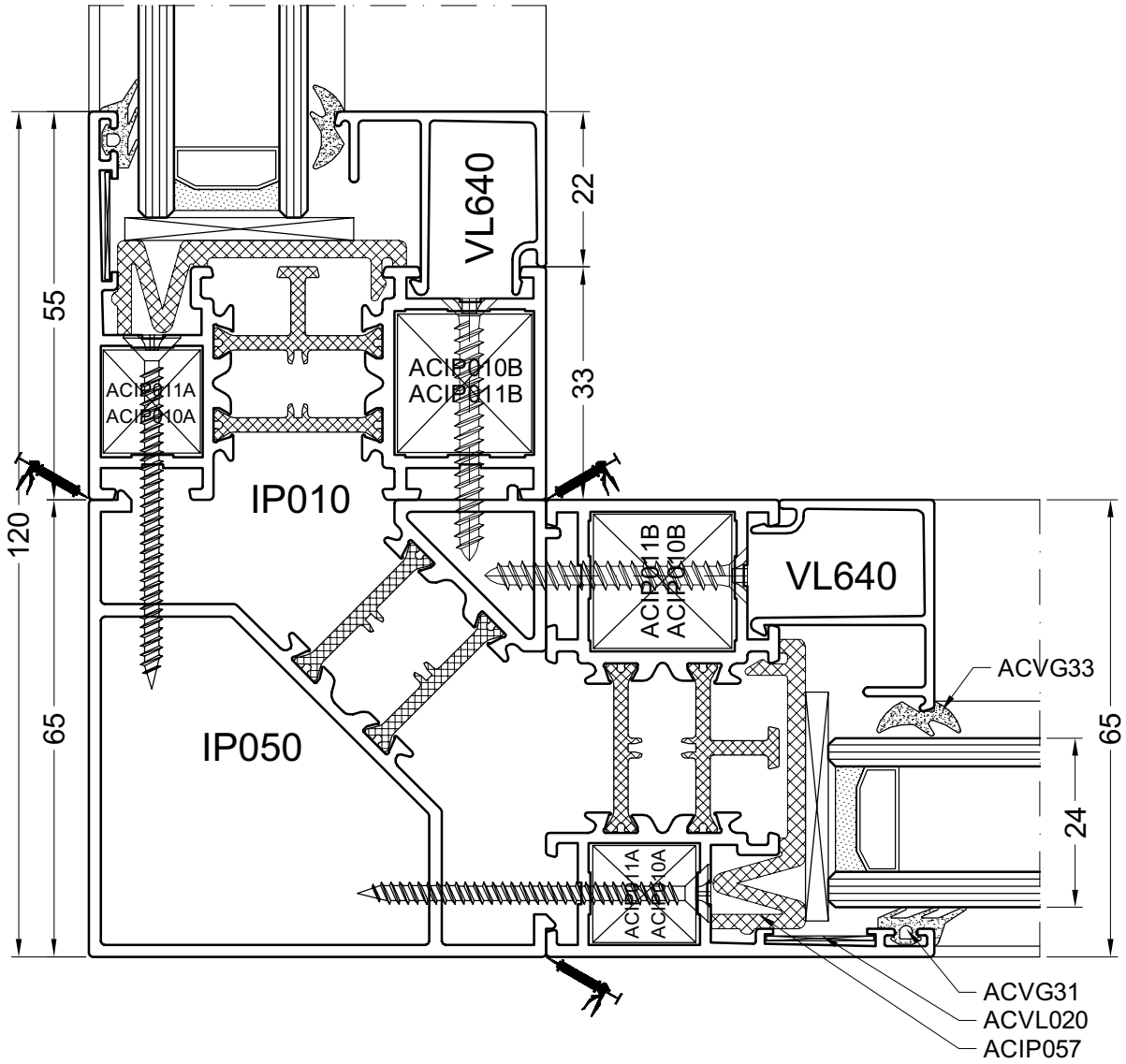
DOORSNEDE - COUPE - SCHNITT - SECTION



ip110d11

11B

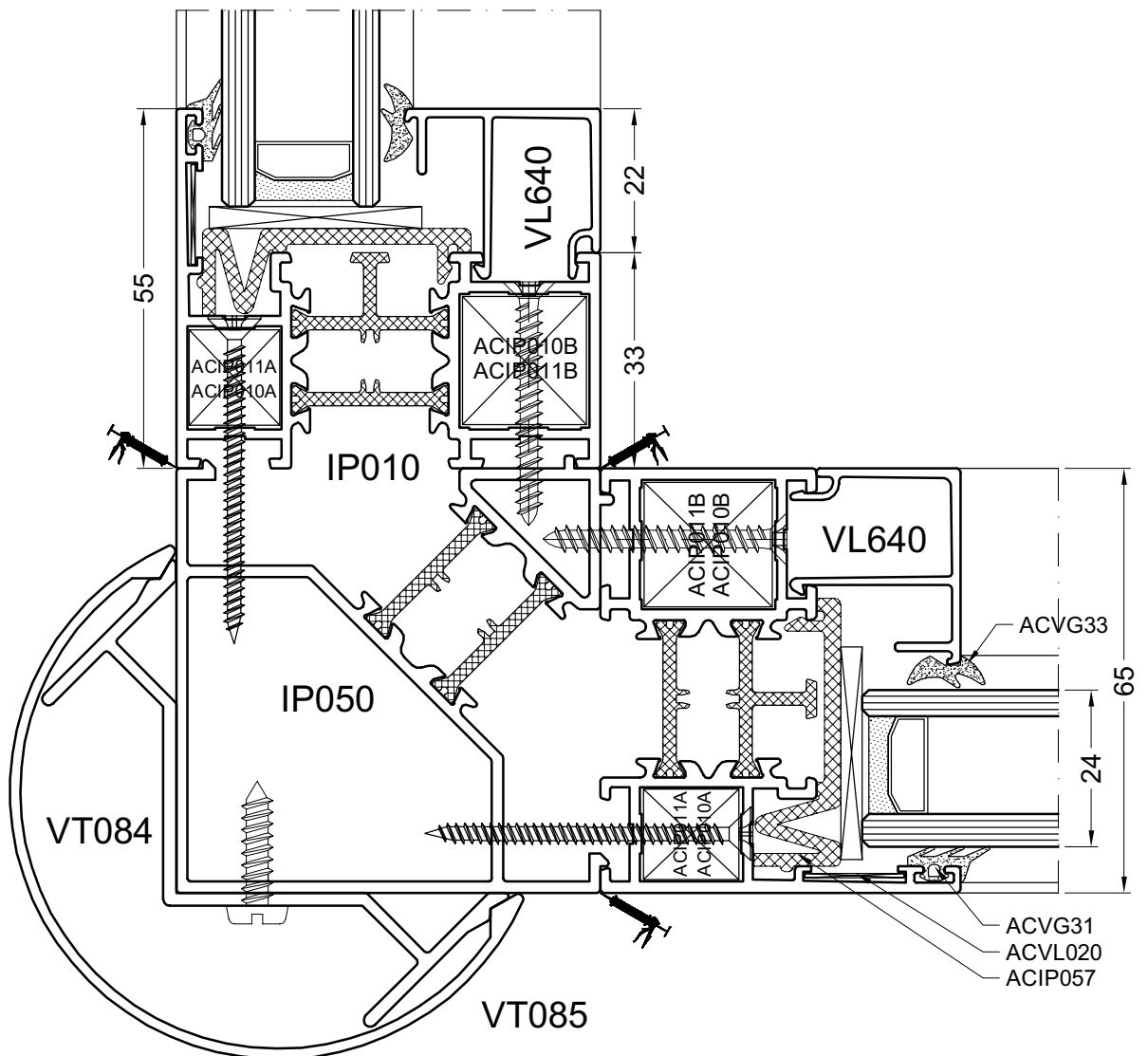
DOORSNEDE - COUPE - SCHNITT - SECTION



ip110d12

11C

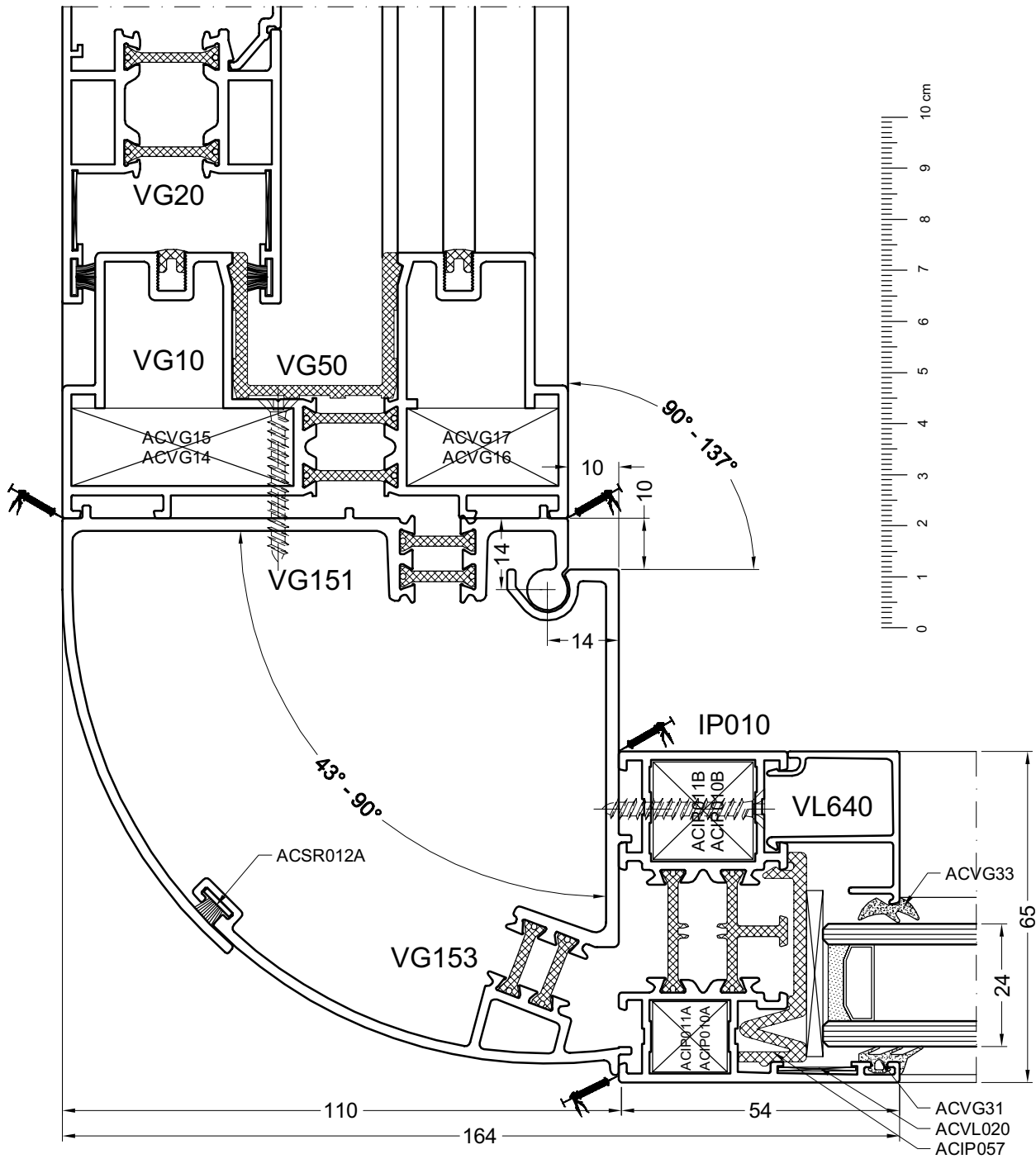
DOORSNEDE - COUPE - SCHNITT - SECTION



ip110d13

11D

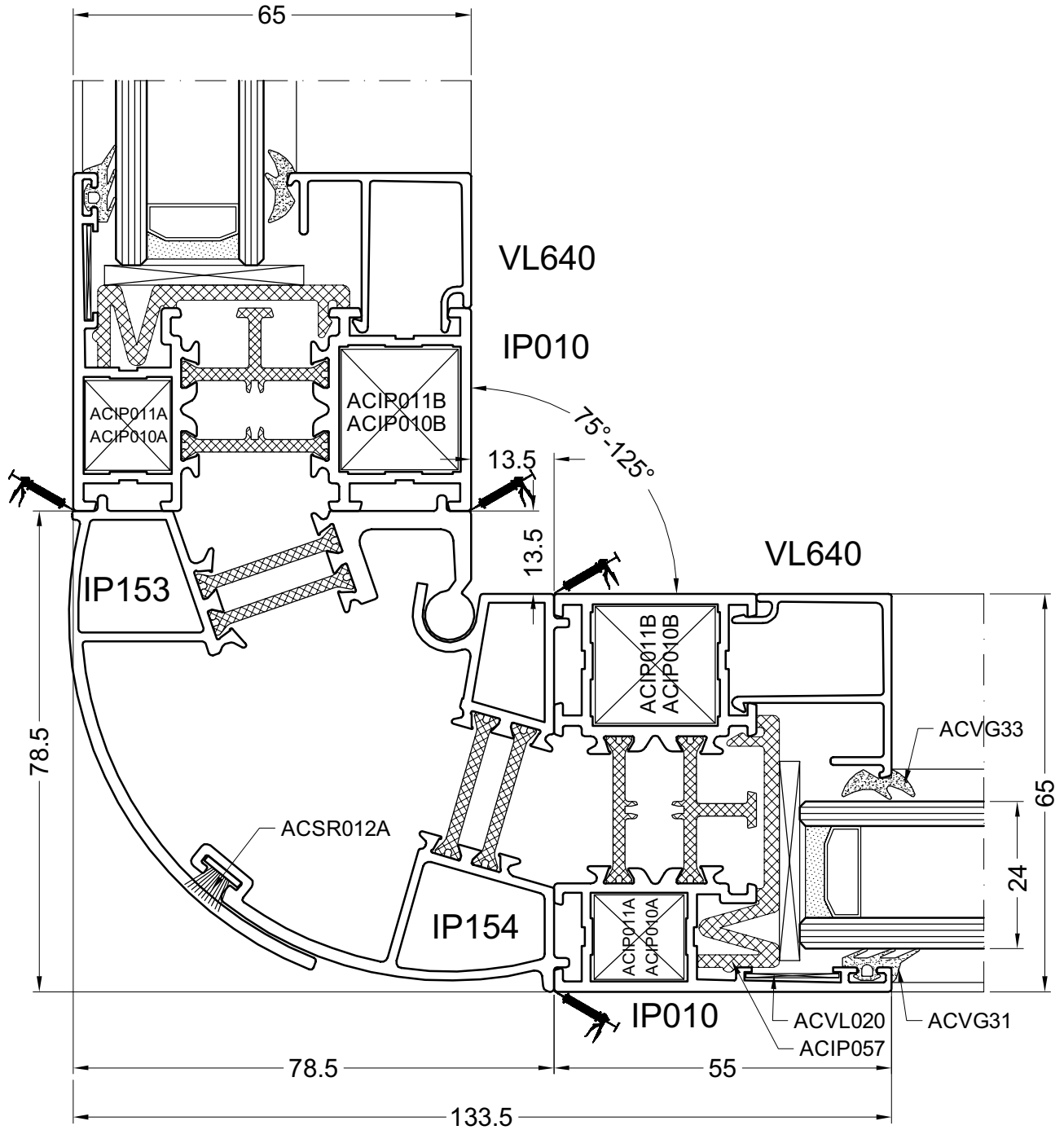
DOORSNEDE - COUPE - SCHNITT - SECTION



ip110d21

11E

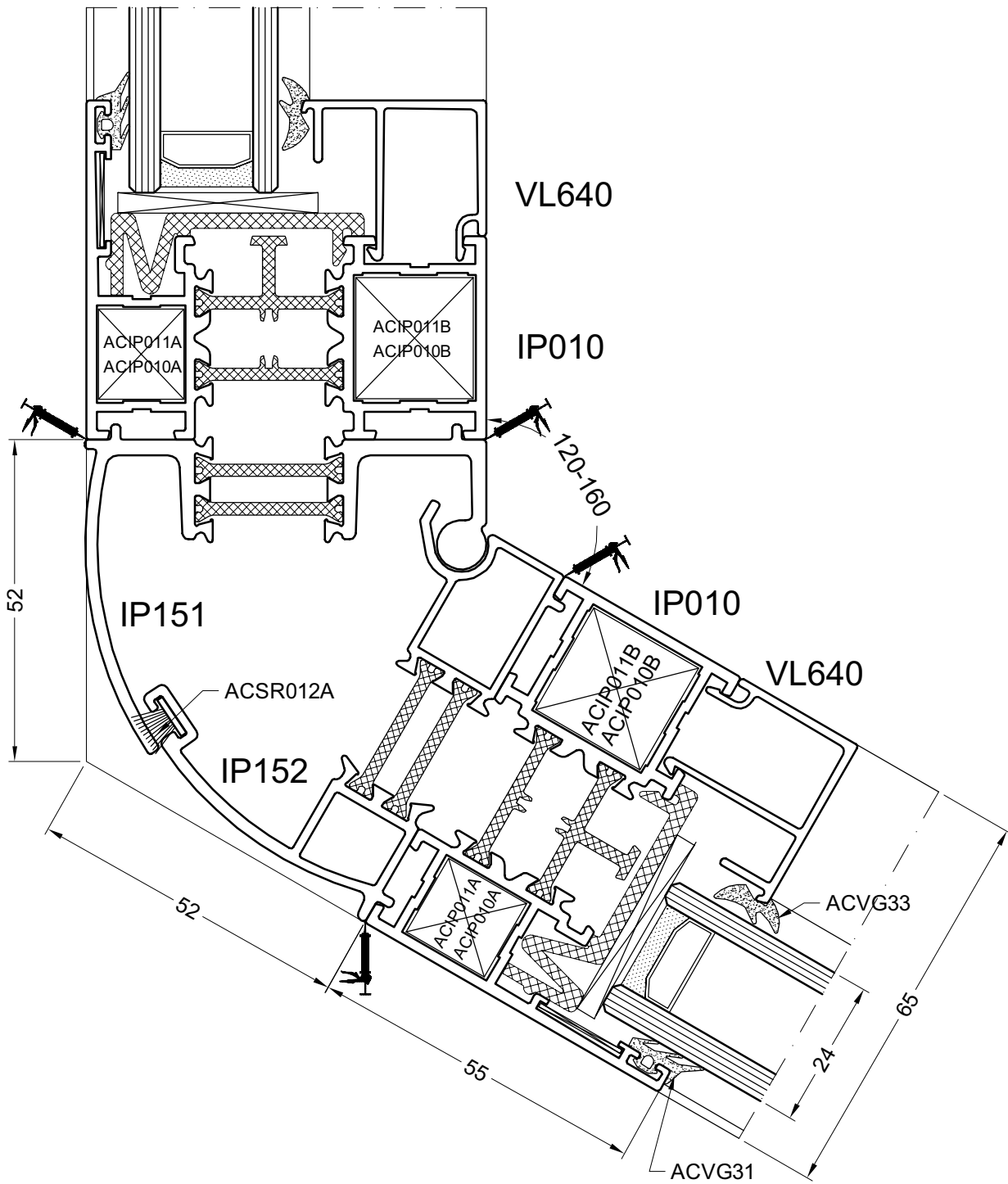
DOORSNEDE - COUPE - SCHNITT - SECTION



ip110d22

11F

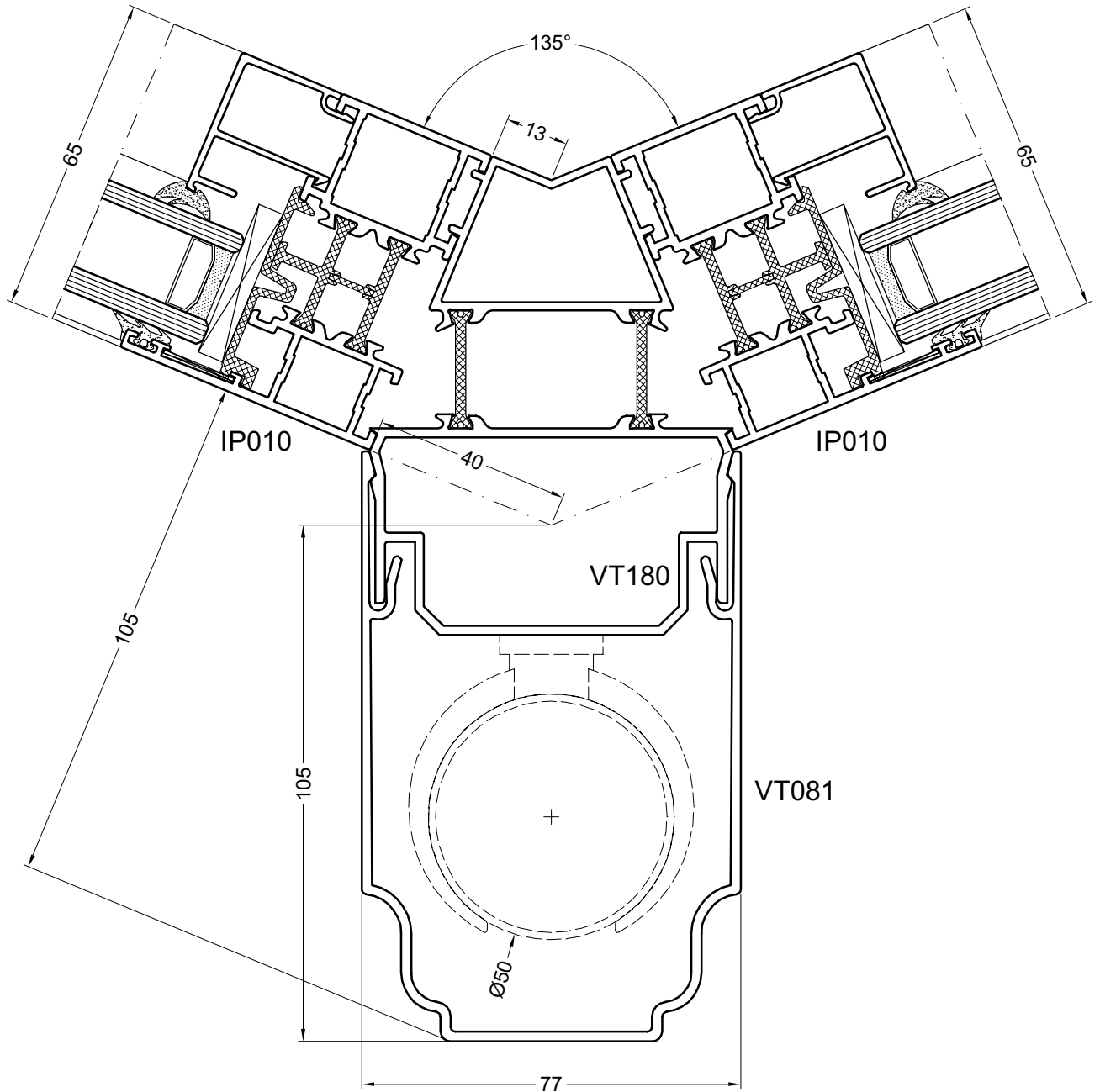
DOORSNEDE - COUPE - SCHNITT - SECTION



ip110d23

11G

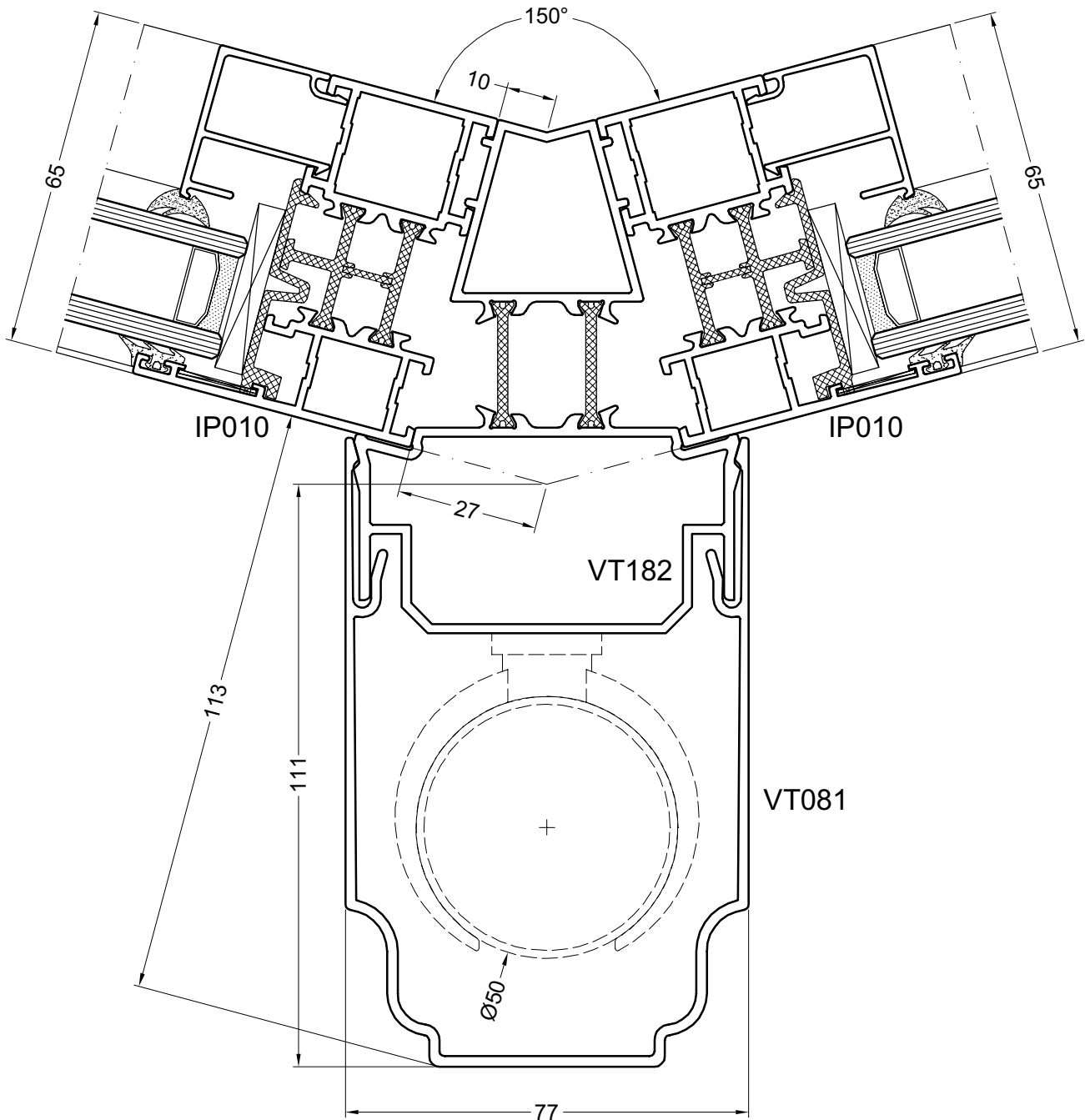
DOORSNEDE - COUPE - SCHNITT - SECTION



door11g

11H

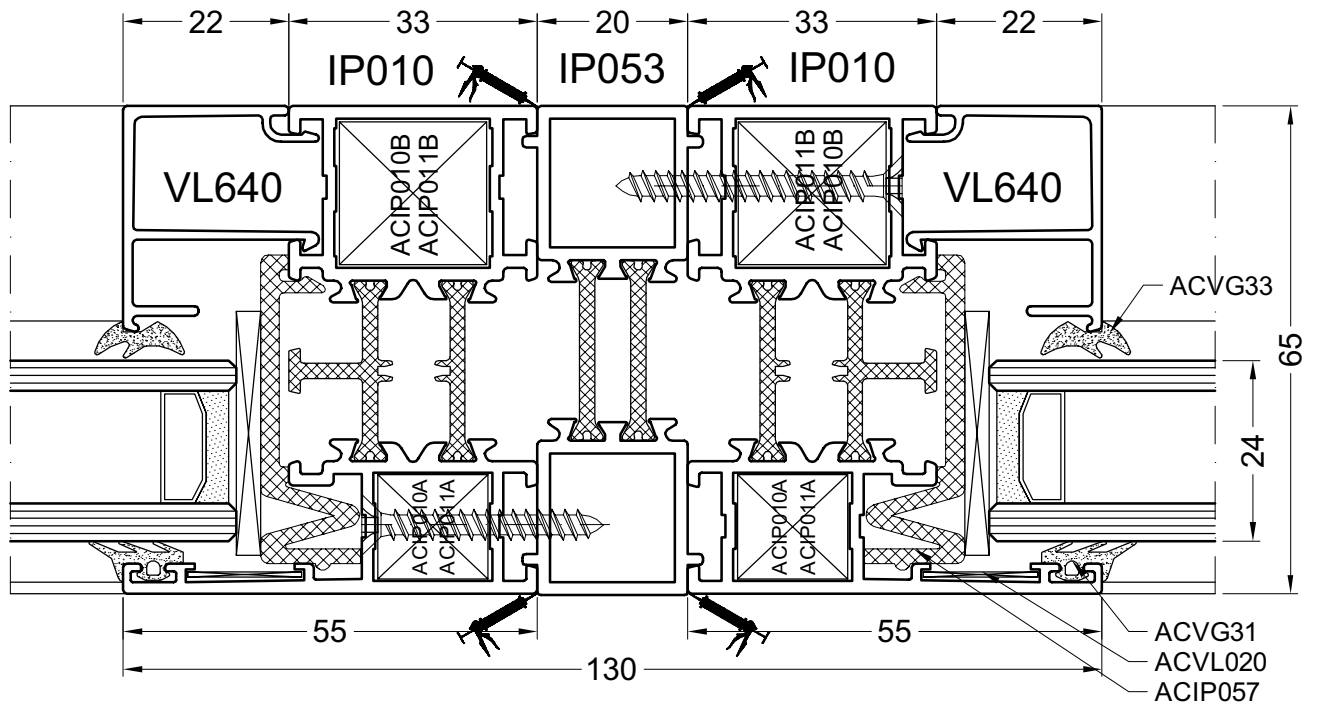
DOORSNEDE - COUPE - SCHNITT - SECTION



door11h

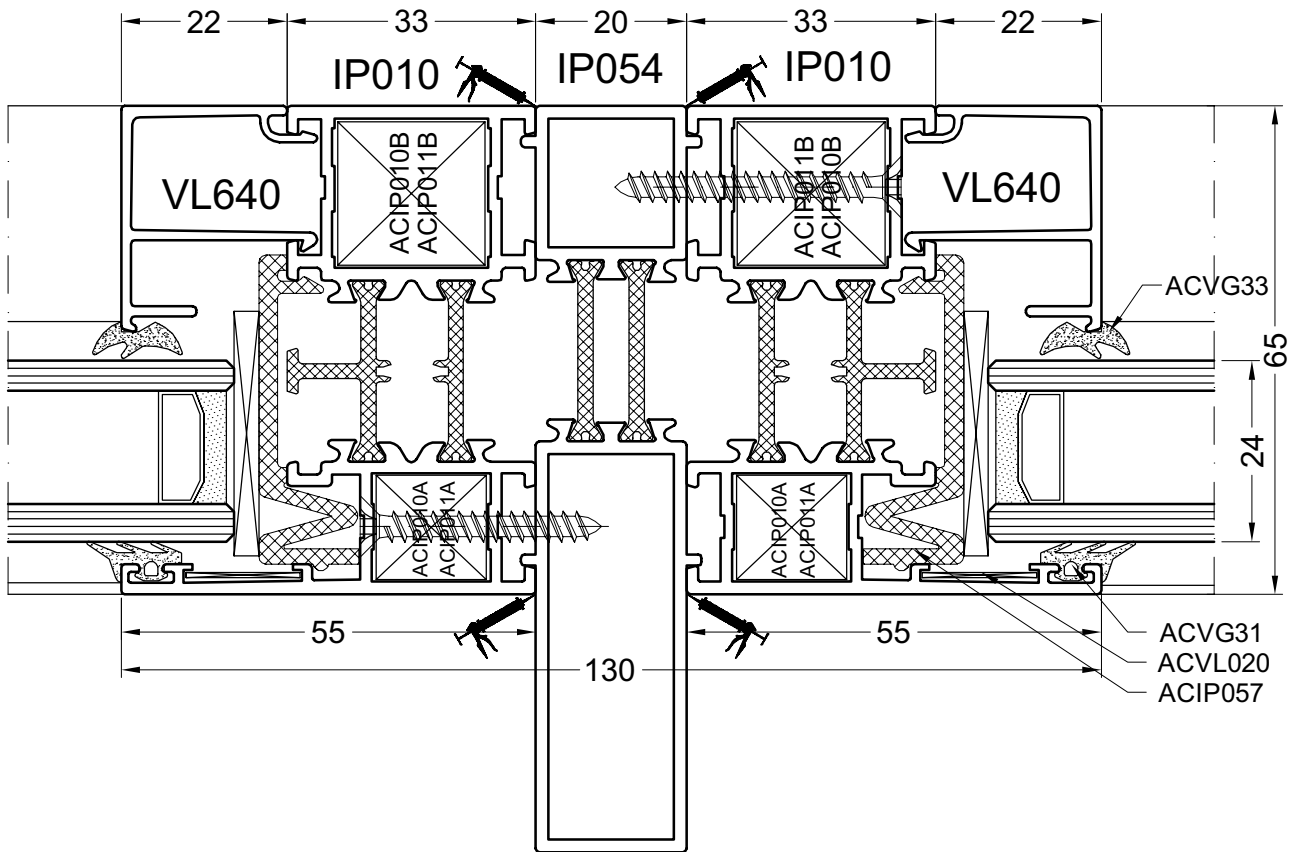
12A

DOORSNEDE - COUPE - SCHNITT - SECTION



12B

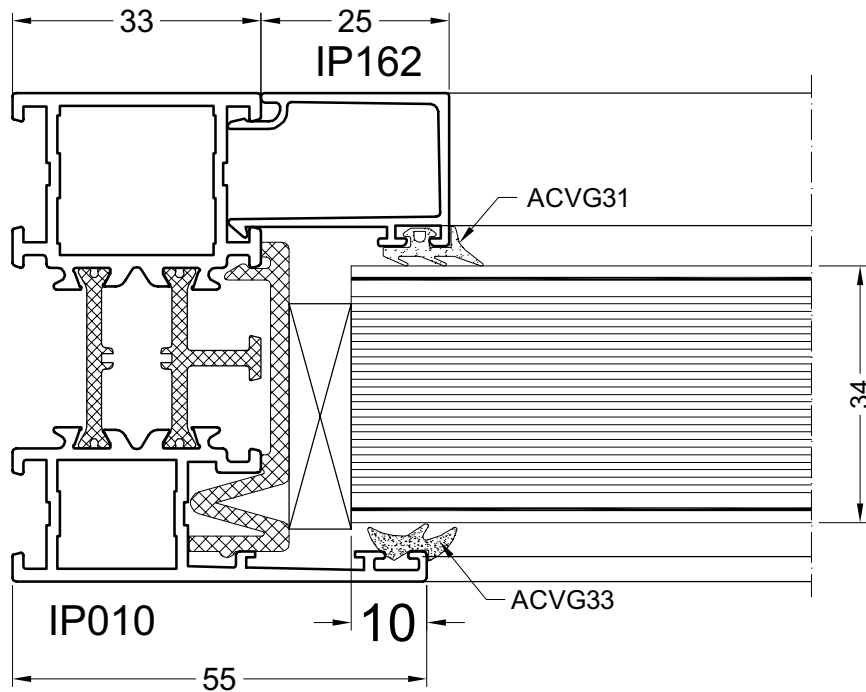

DOORSNEDE - COUPE - SCHNITT - SECTION



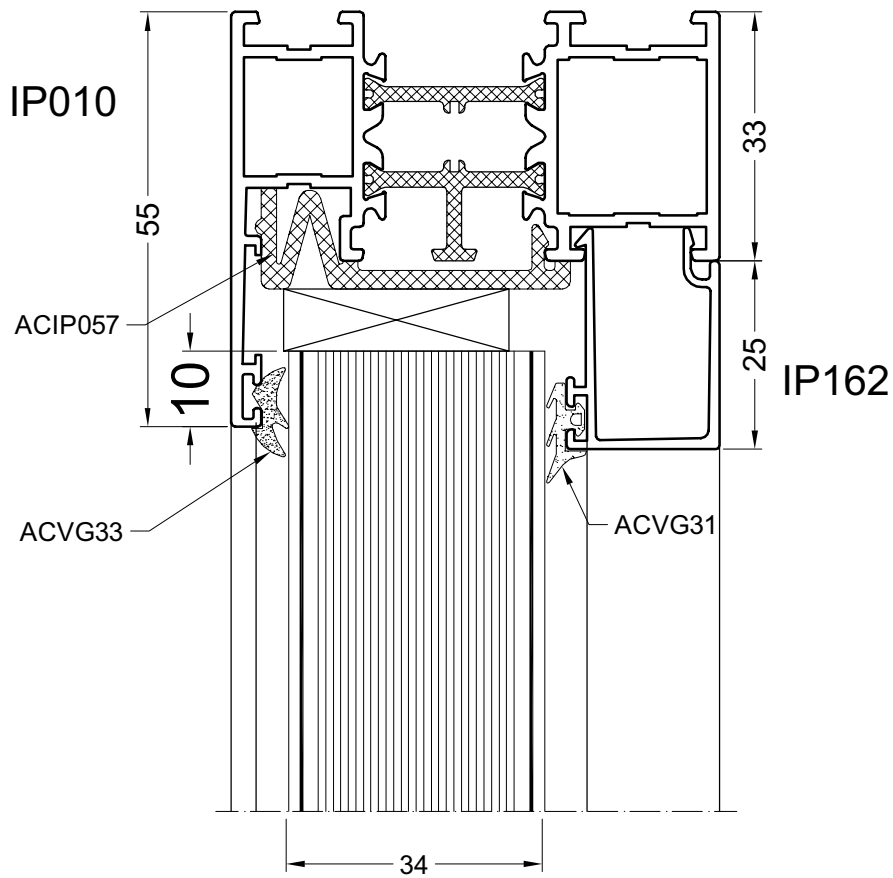
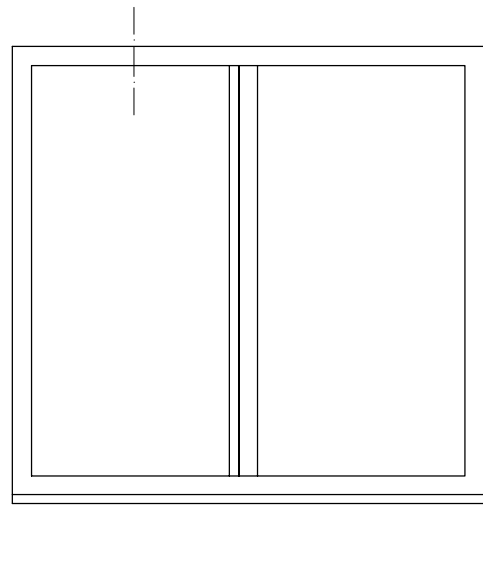
ip120d21

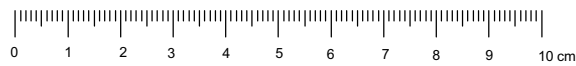
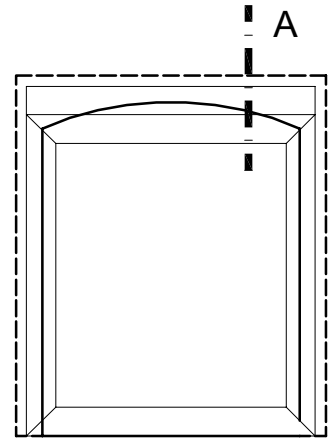
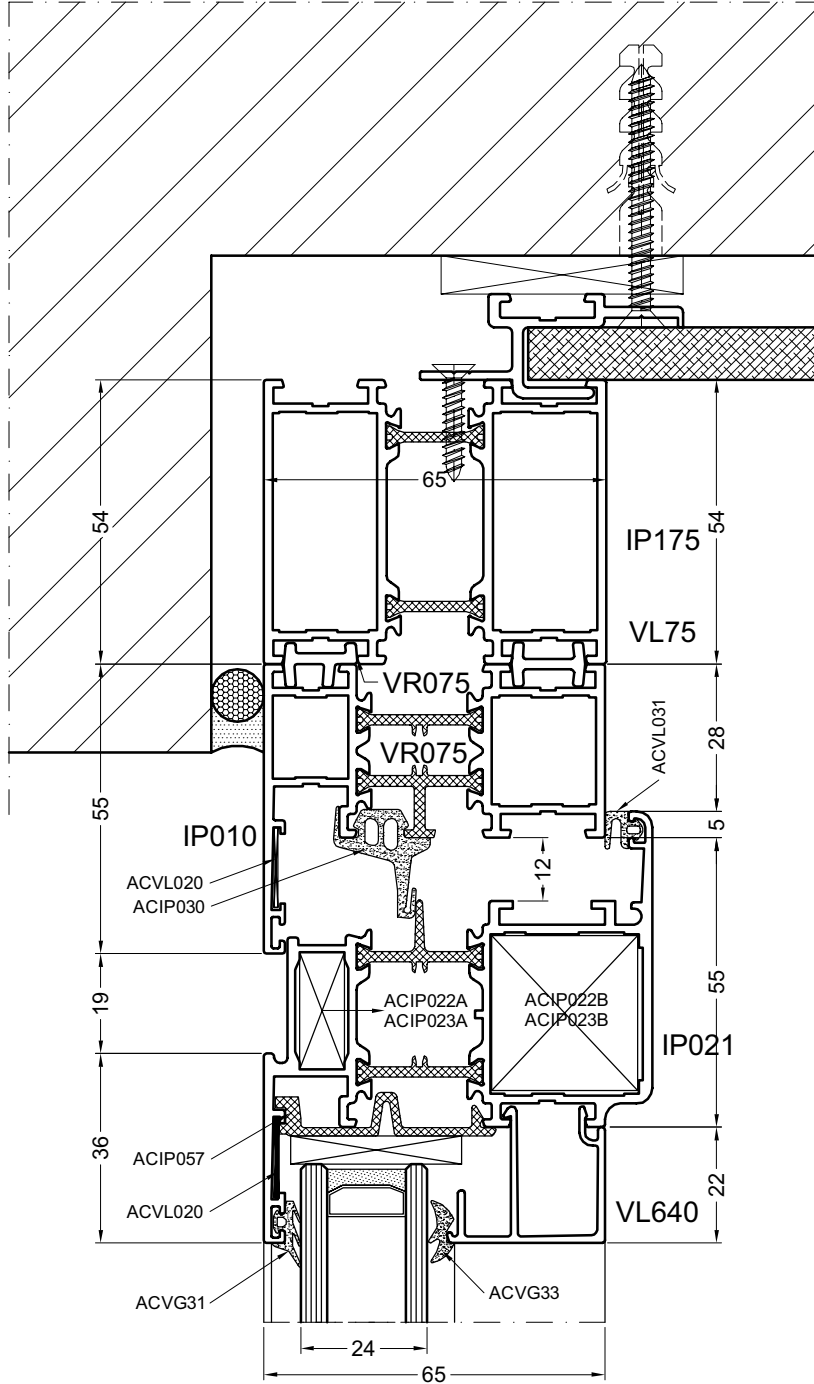
13

DOORSNEDE - COUPE - SCHNITT - SECTION

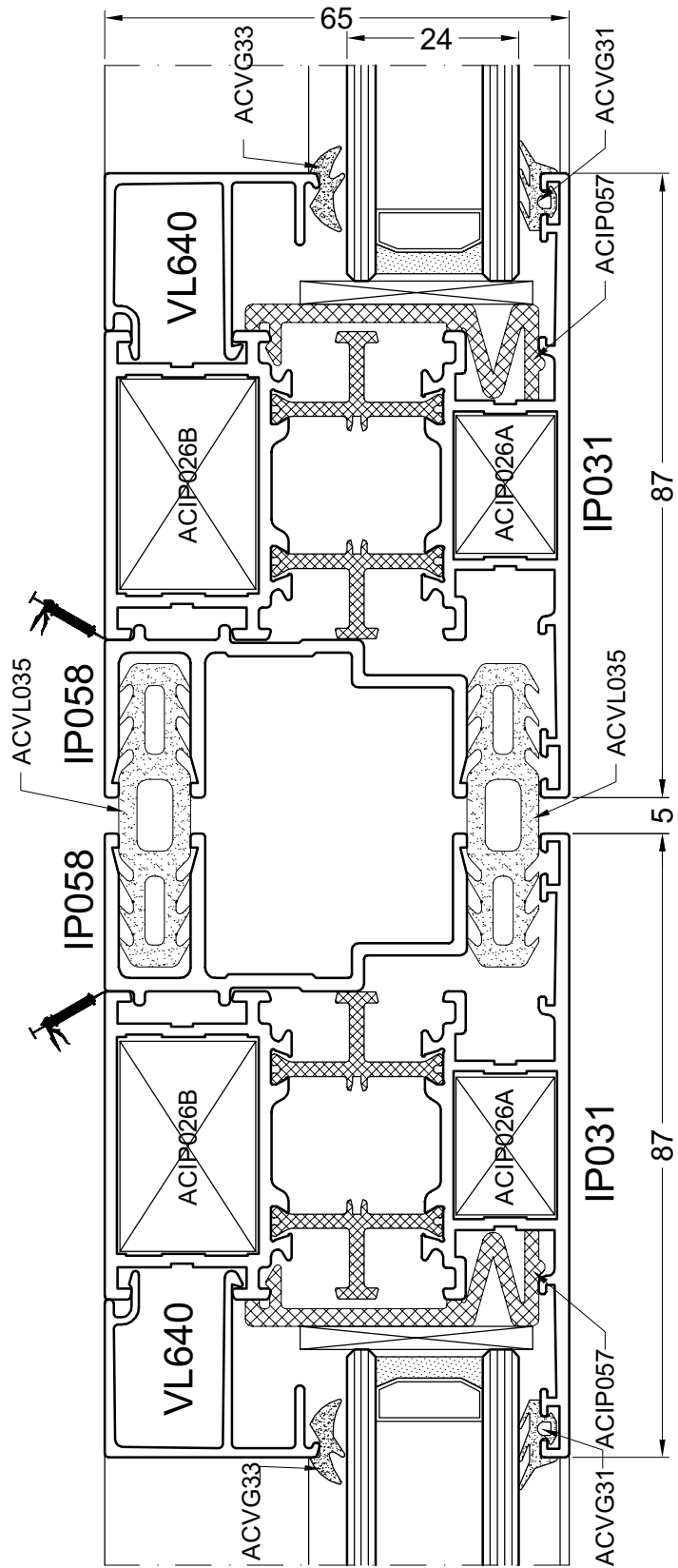
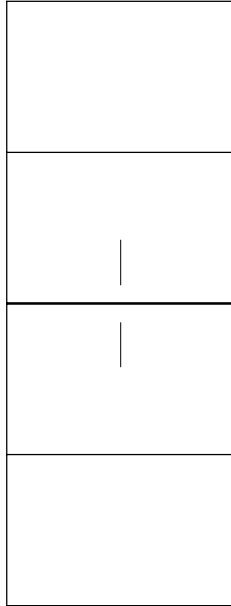


door13





opzetip

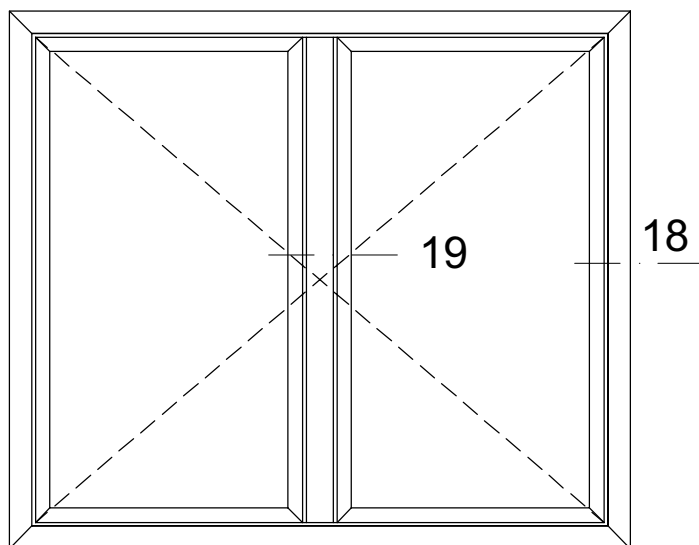
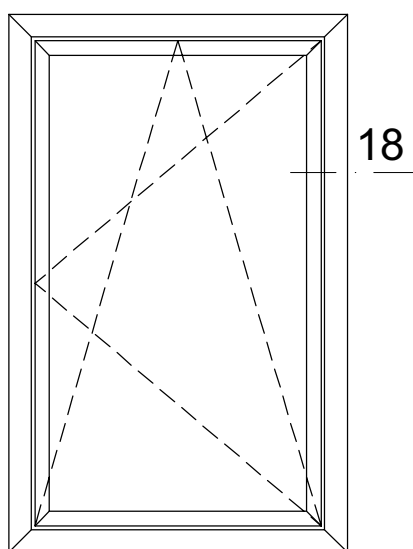


door15

RAMEN VOOR PVC BESLAG
FENETRES POUR QUINCAILLERIE PVC
RAHMEN FÜR PVC BESCHLAG
WINDOW FOR PVC HARDWARE

GEEN BESLAG LEVERBAAR
PAS DE QUINCAILLERIE LIVRABLE
KEIN BESCHLAGE LIEFERBAR
NO HARDWARE AVAILABLE

DOORSNEDE - COUPE - SCHNITT - SECTION

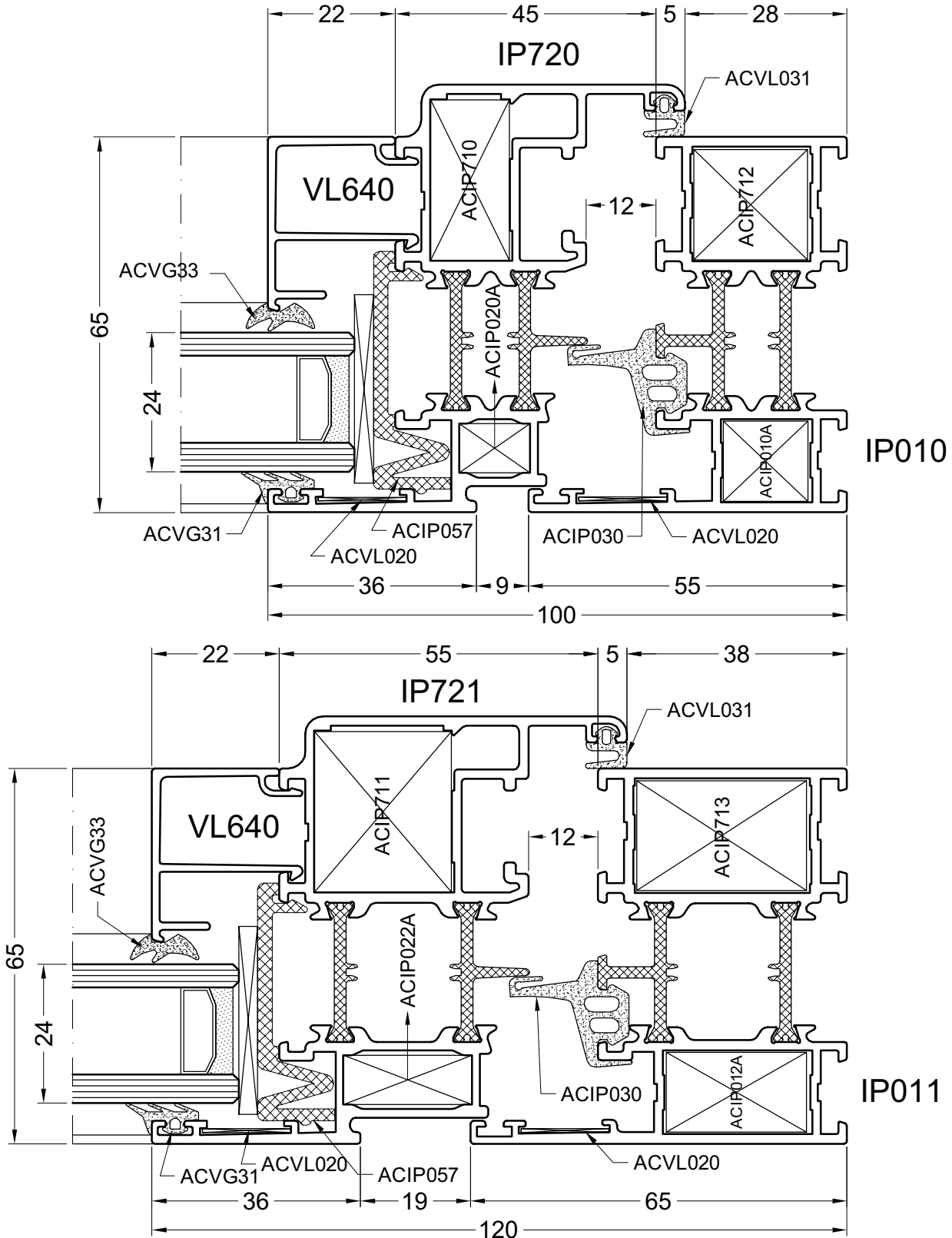


doortyppvc

18A

GEEN BESLAG LEVERBAAR
PAS DE QUINCAILLERIE LIVRABLE
KEIN BESCHLAGE LIEFERBAR
NO HARDWARE AVAILABLE

DOORSNEDE - COUPE - SCHNITT - SECTION

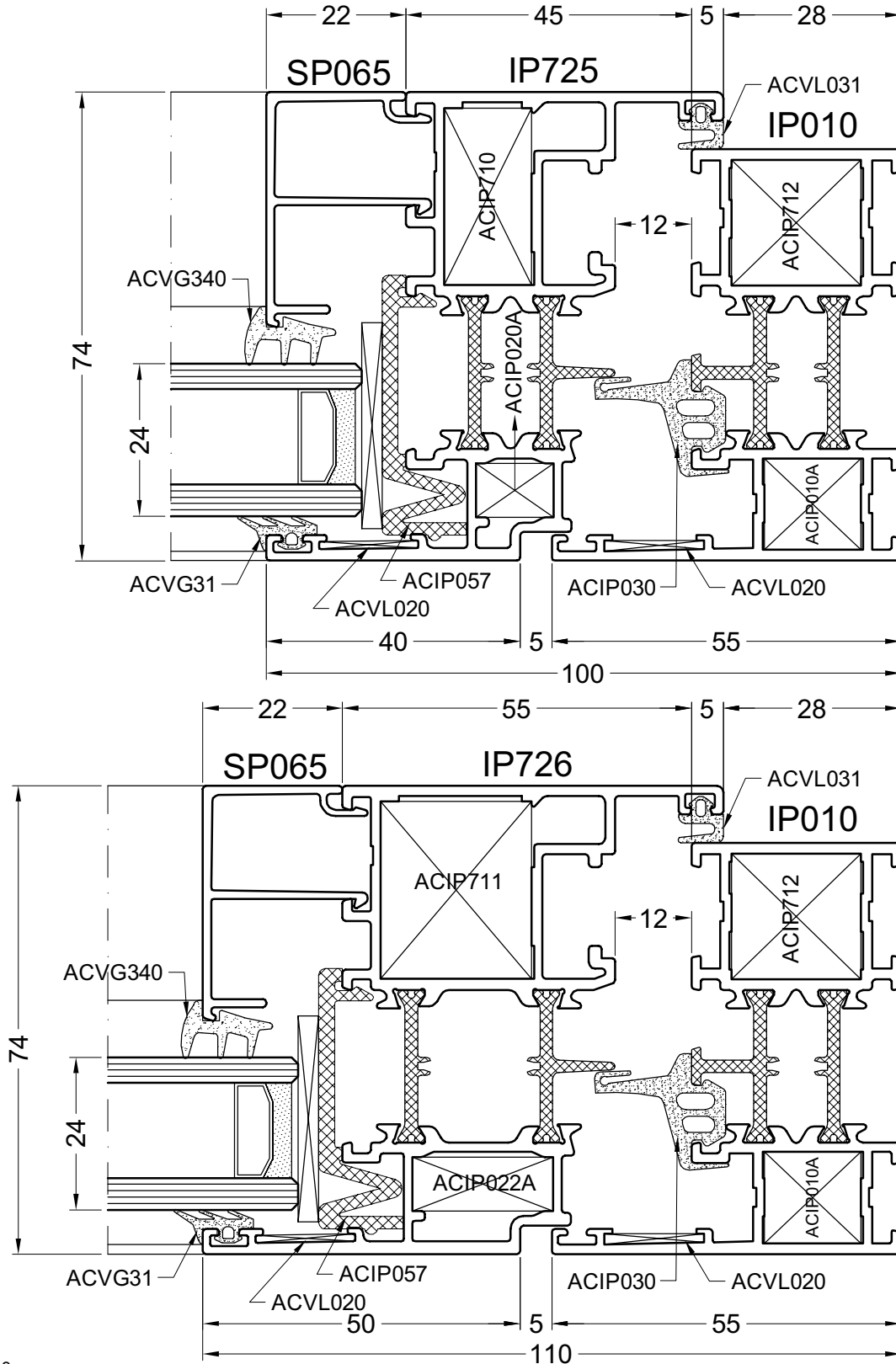


door80

18B

GEEN BESLAG LEVERBAAR
PAS DE QUINCAILLERIE LIVRABLE
KEIN BESCHLAGE LIEFERBAR
NO HARDWARE AVAILABLE

DOORSNEDE - COUPE - SCHNITT - SECTION

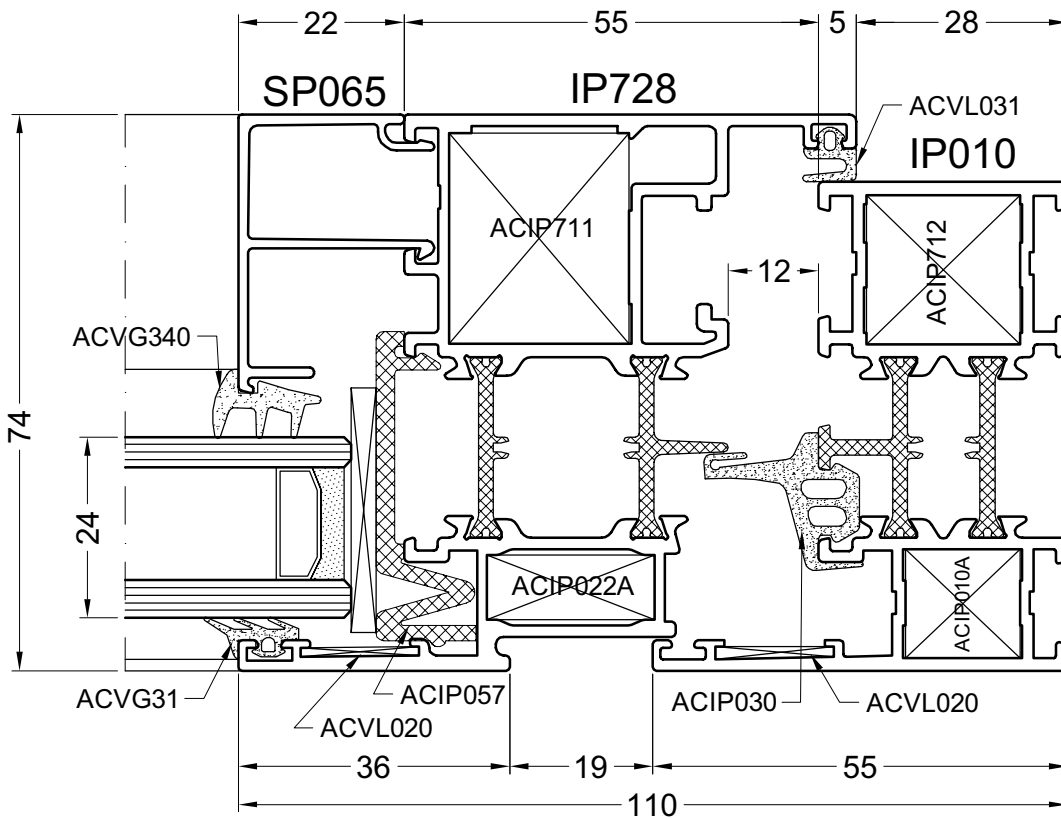
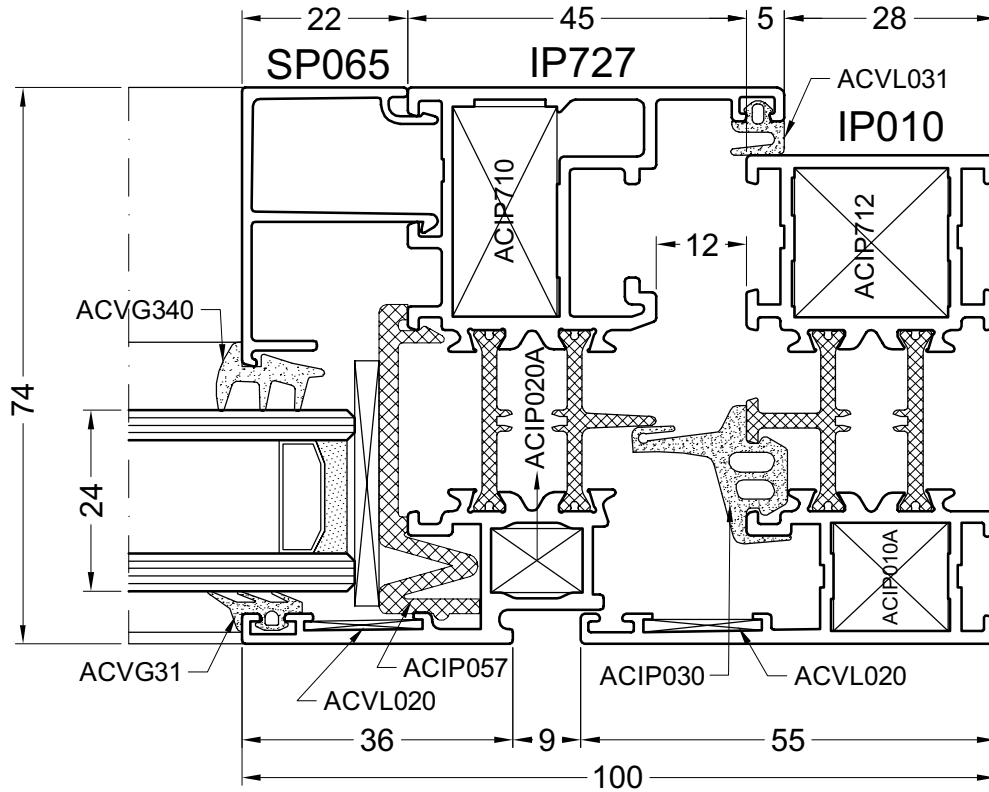


door18c

18C

GEEN BESLAG LEVERBAAR
PAS DE QUINCAILLERIE LIVRABLE
KEIN BESCHLAGE LIEFERBAR
NO HARDWARE AVAILABLE

DOORSNEDE - COUPE - SCHNITT - SECTION

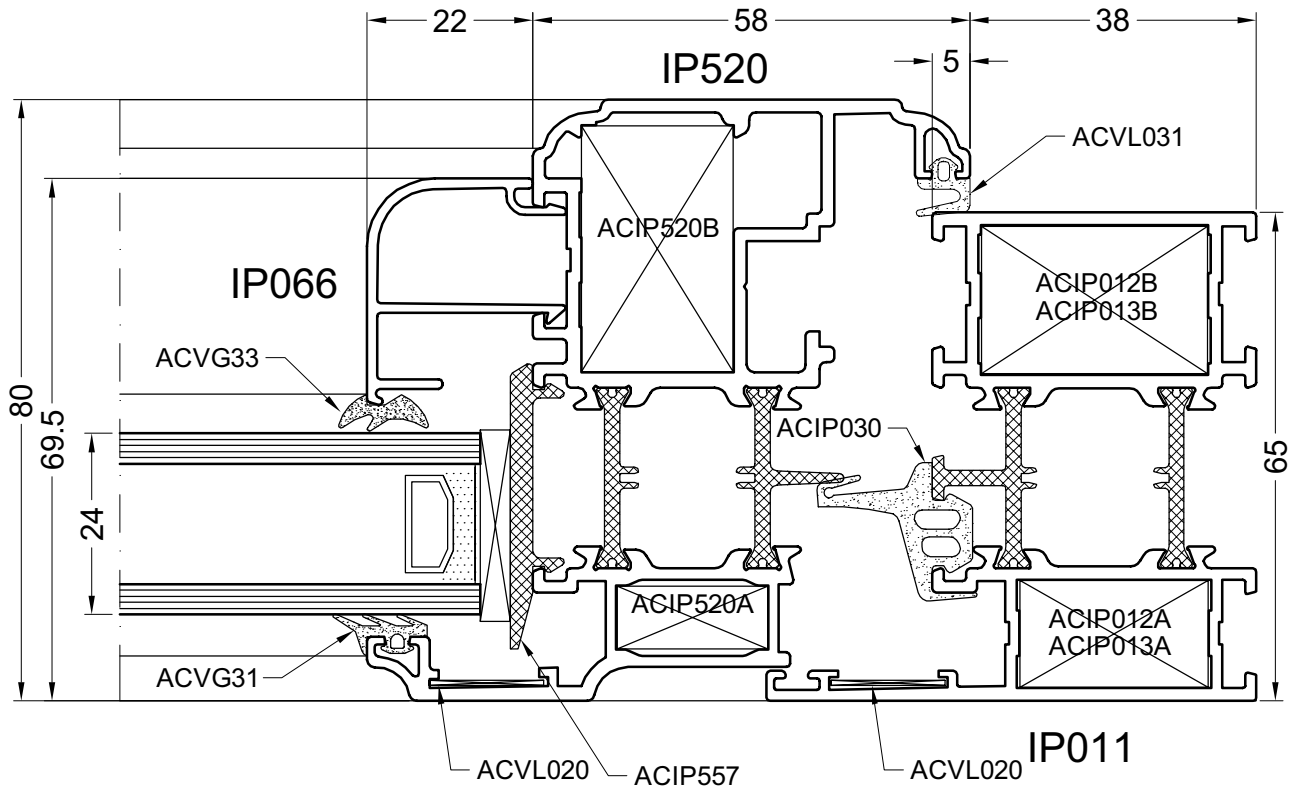


door18d

18D

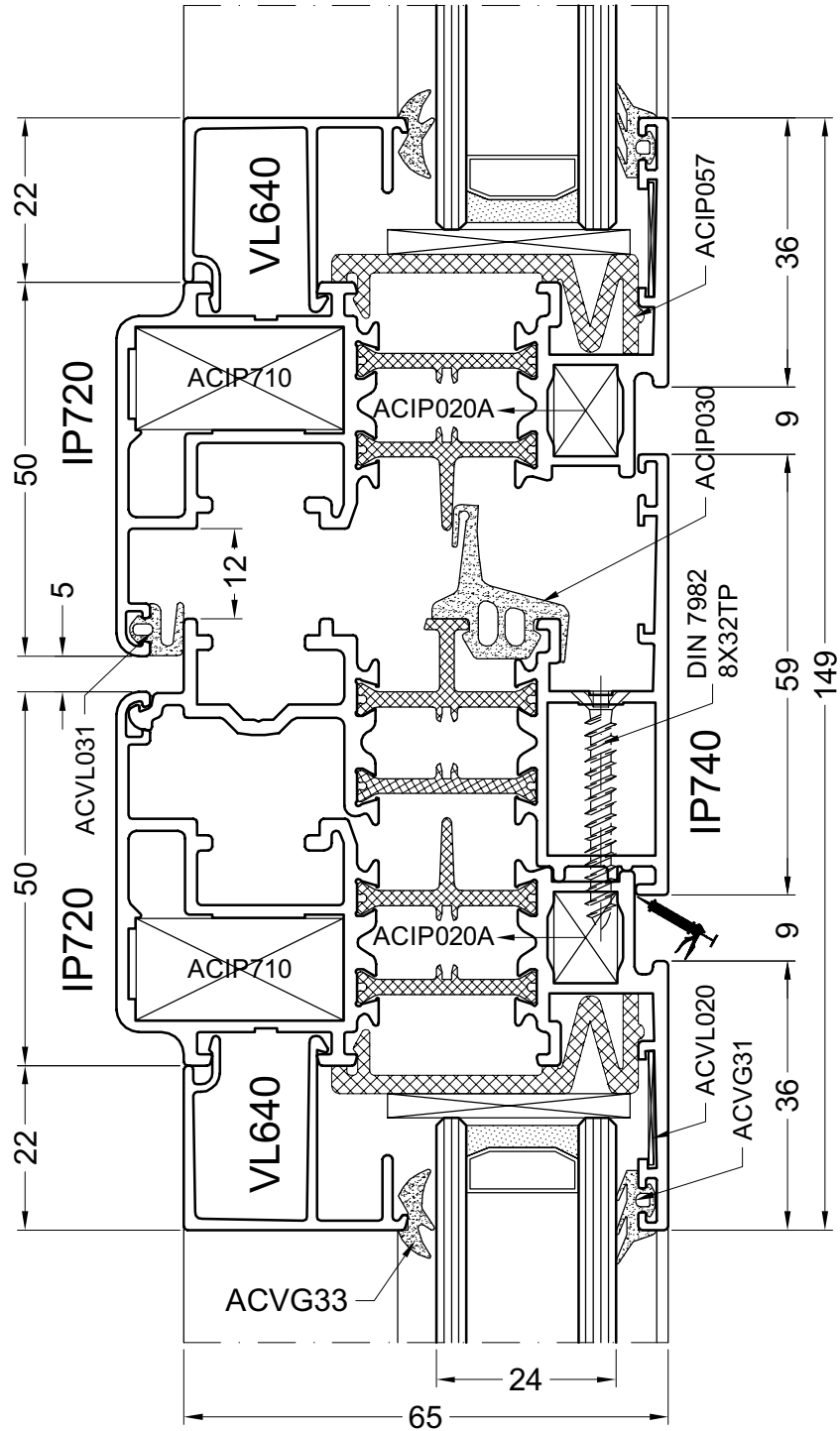
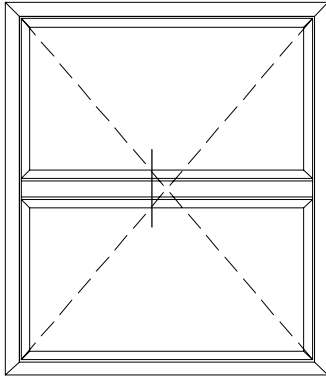
GEEN BESLAG LEVERBAAR
PAS DE QUINCAILLERIE LIVRABLE
KEIN BESCHLAGE LIEFERBAR
NO HARDWARE AVAILABLE

DOORSNEDE - COUPE - SCHNITT - SECTION



GEEN BESLAG LEVERBAAR
PAS DE QUINCAILLERIE LIVRABLE
KEIN BESCHLAGE LIEFERBAR
NO HARDWARE AVAILABLE

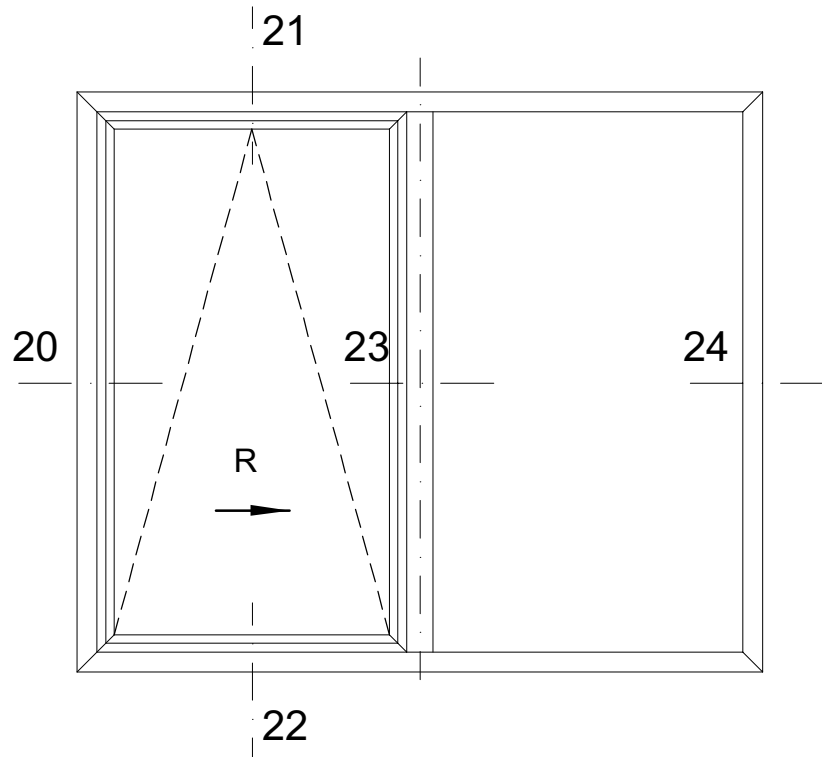
DOORSNEDE - COUPE - SCHNITT - SECTION



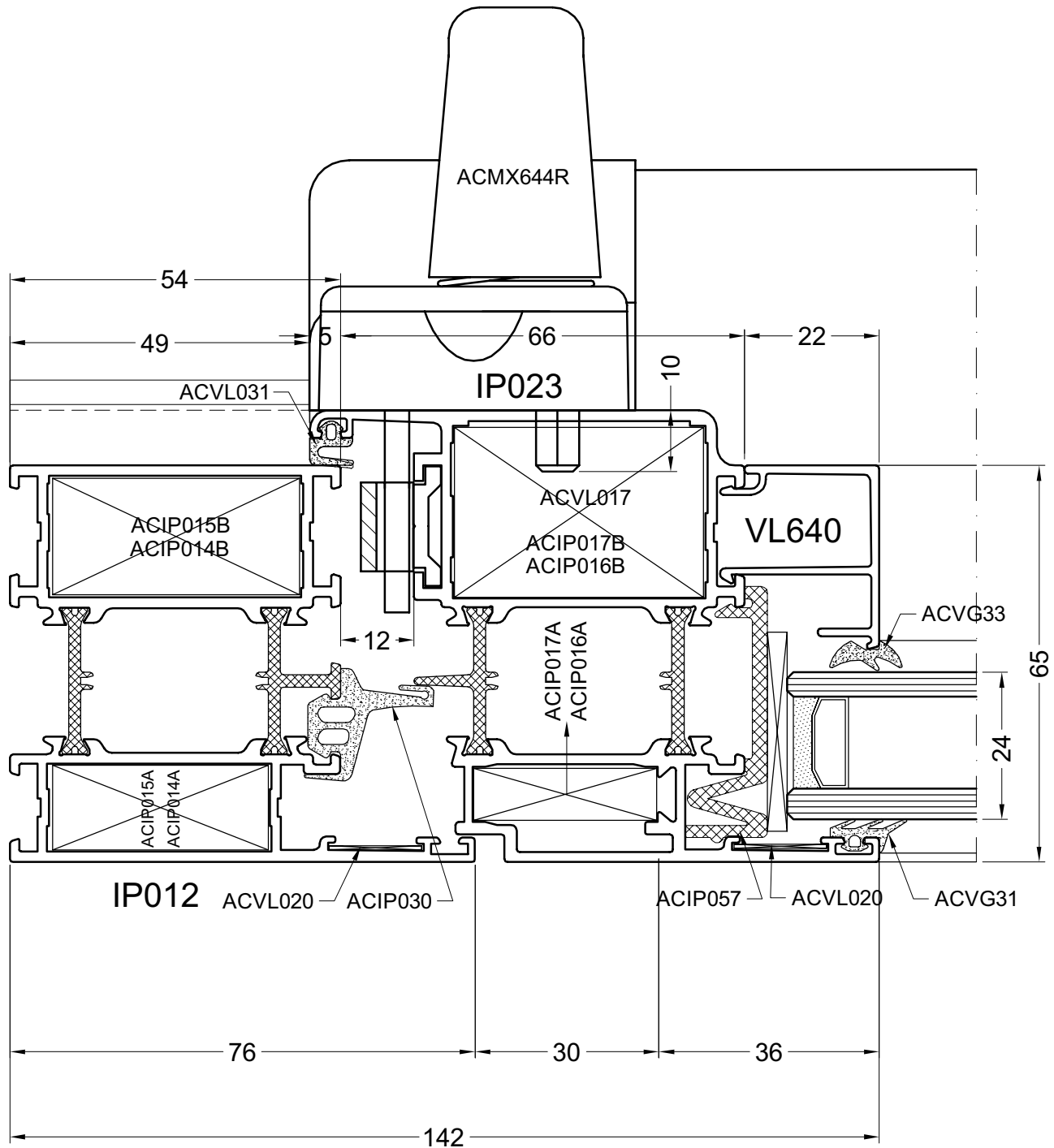
door81

KIPSCHUIF
COULISSANT A TRANSLATION
KIPP-SCHIEBE
TILT-SLIDE

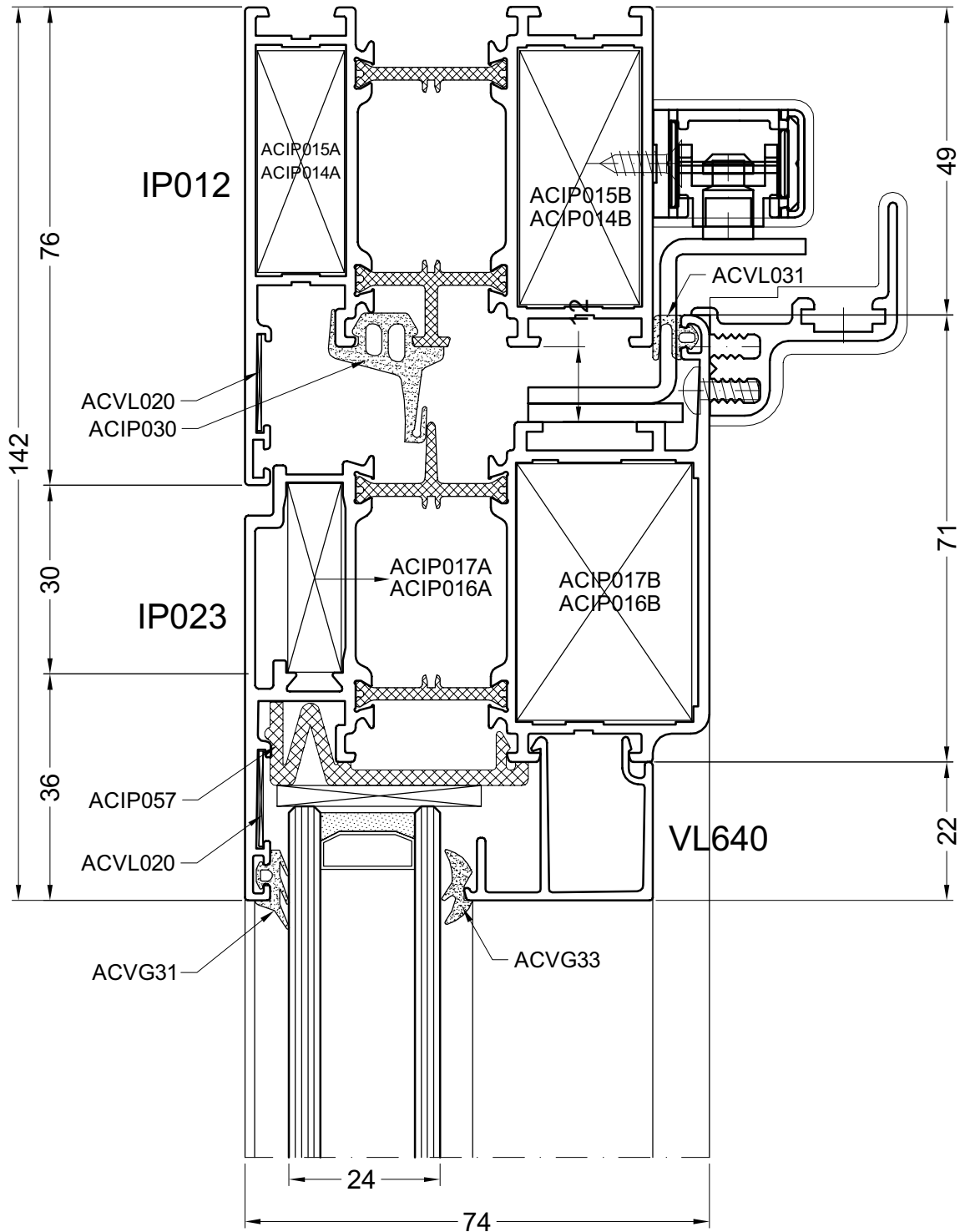
DOORSNEDE - COUPE - SCHNITT - SECTION



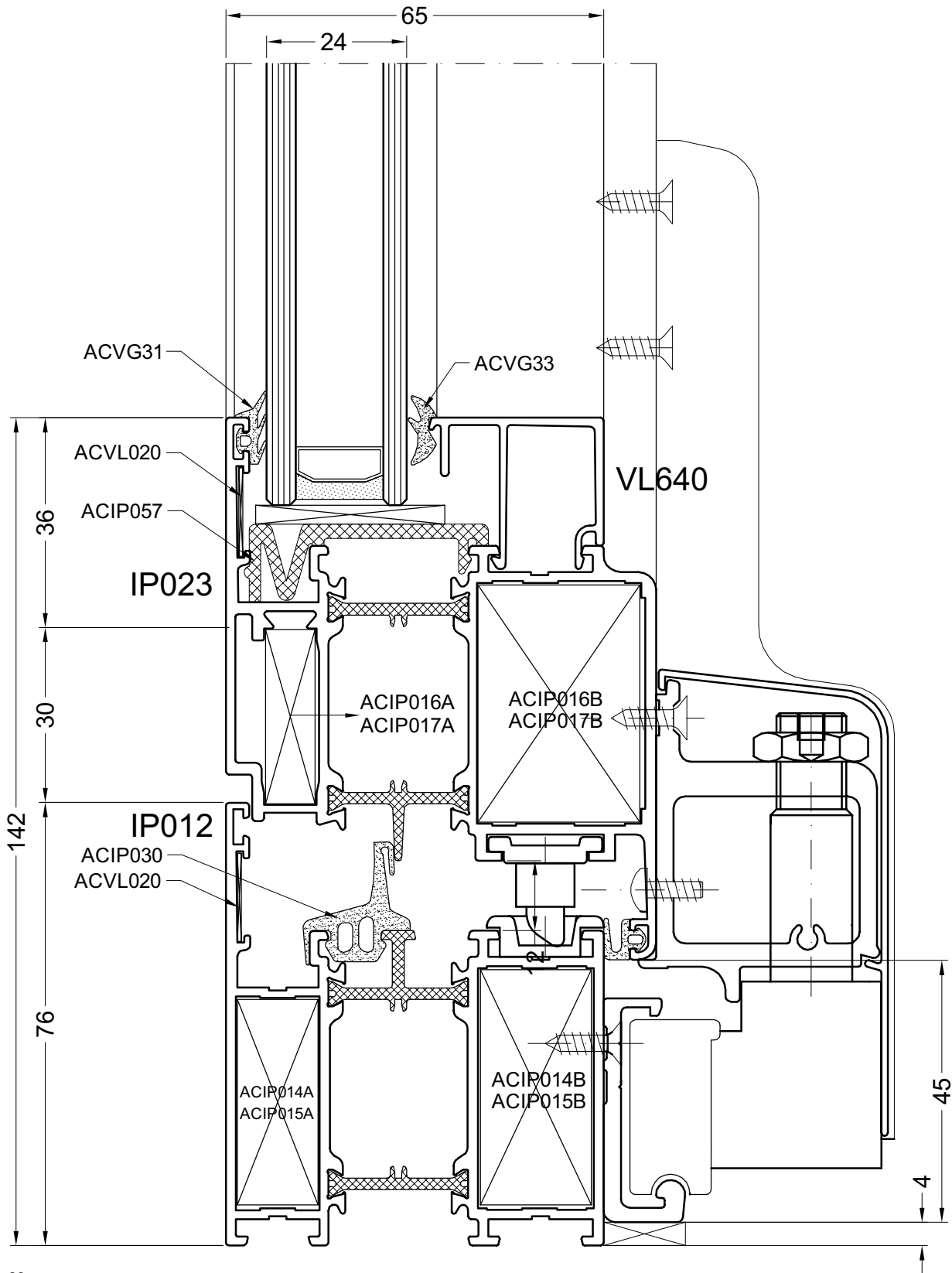
doortyp7



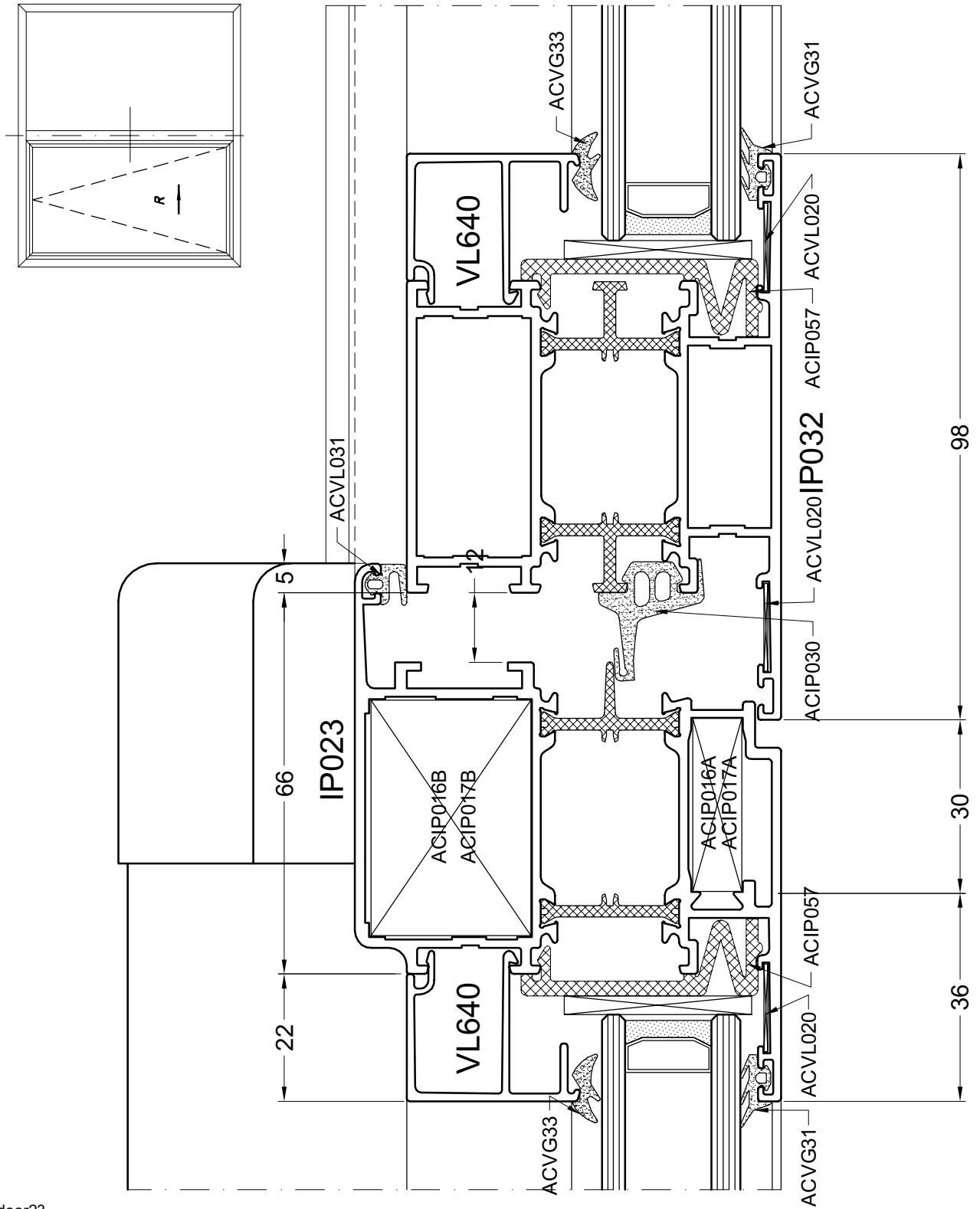
door20



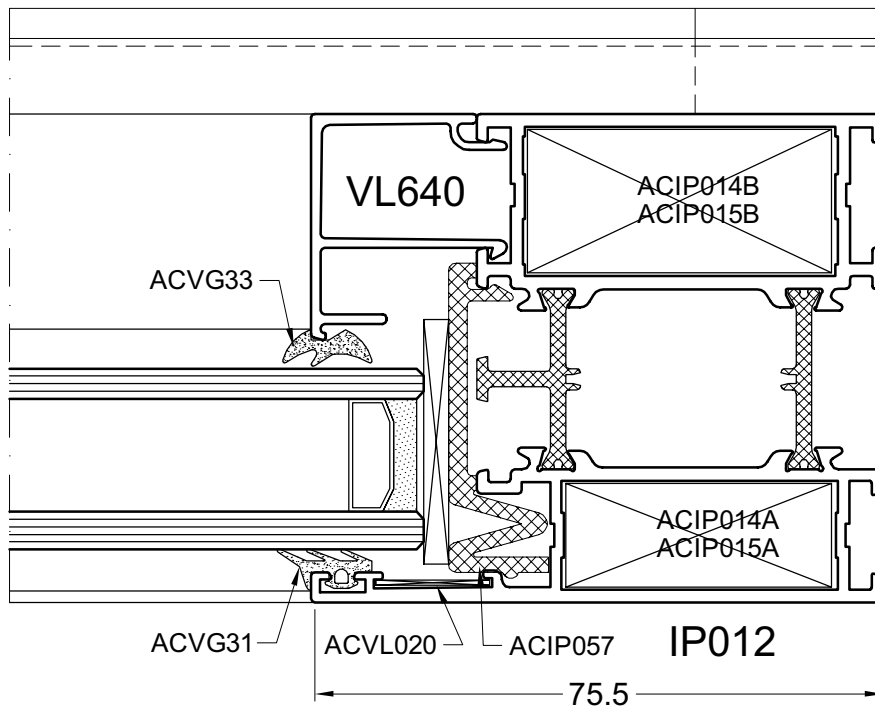
door21



door22



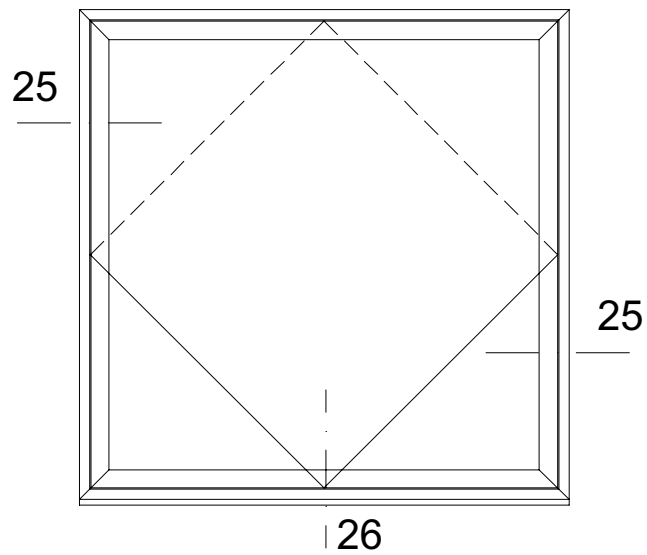
door23



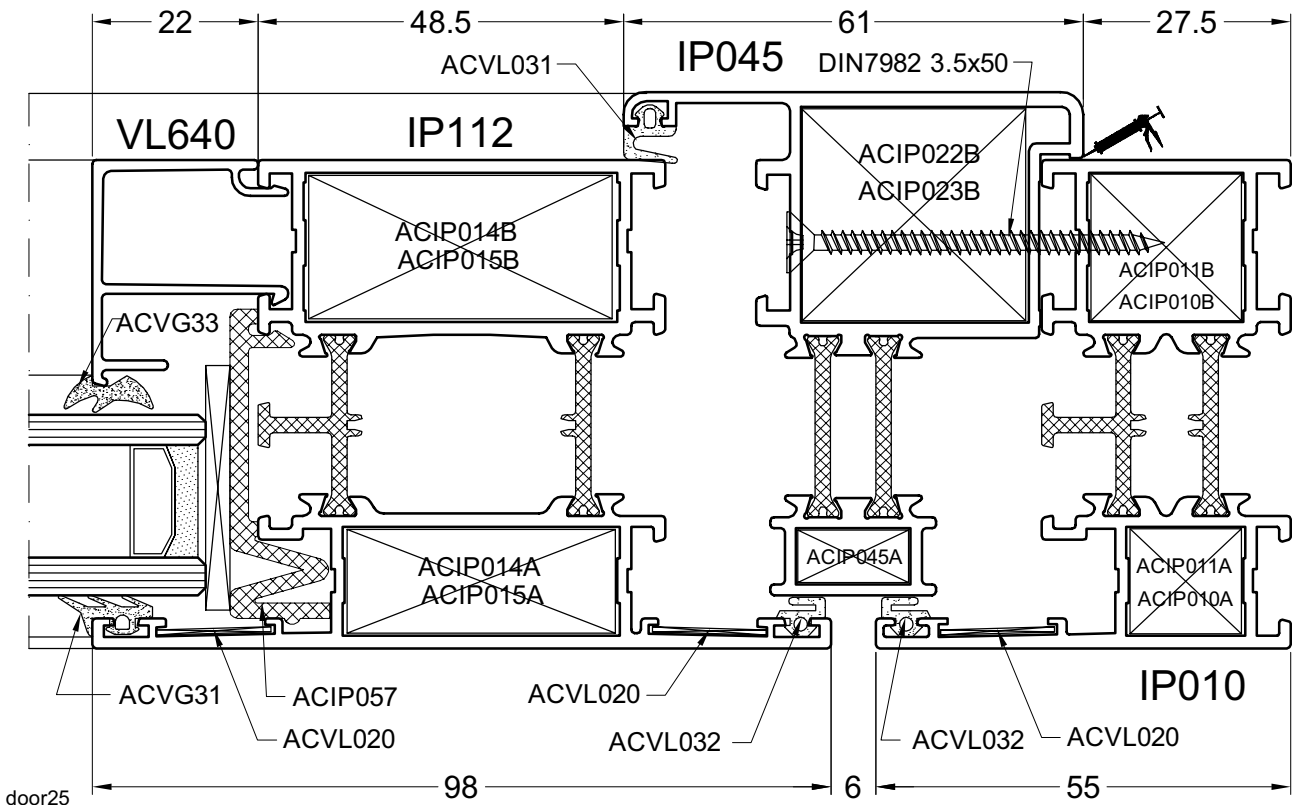
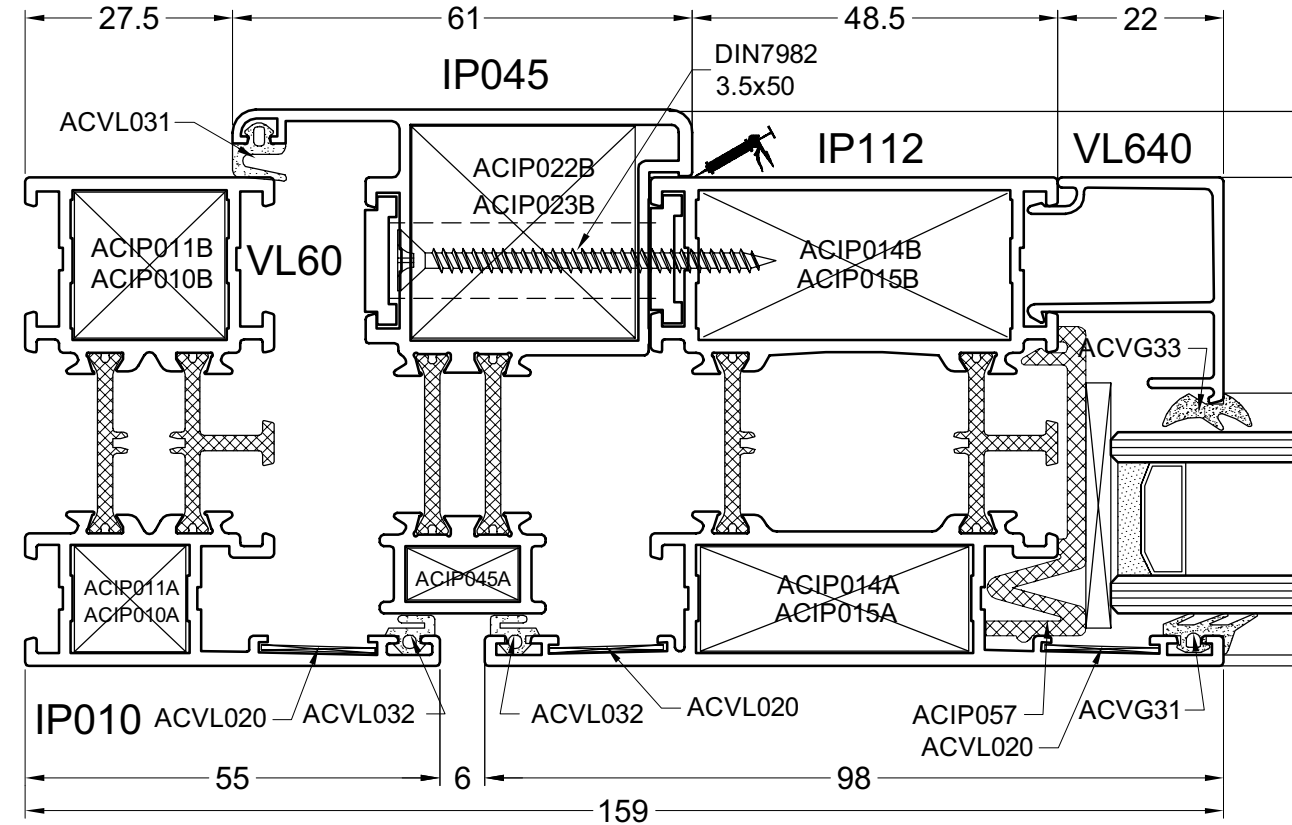
door24

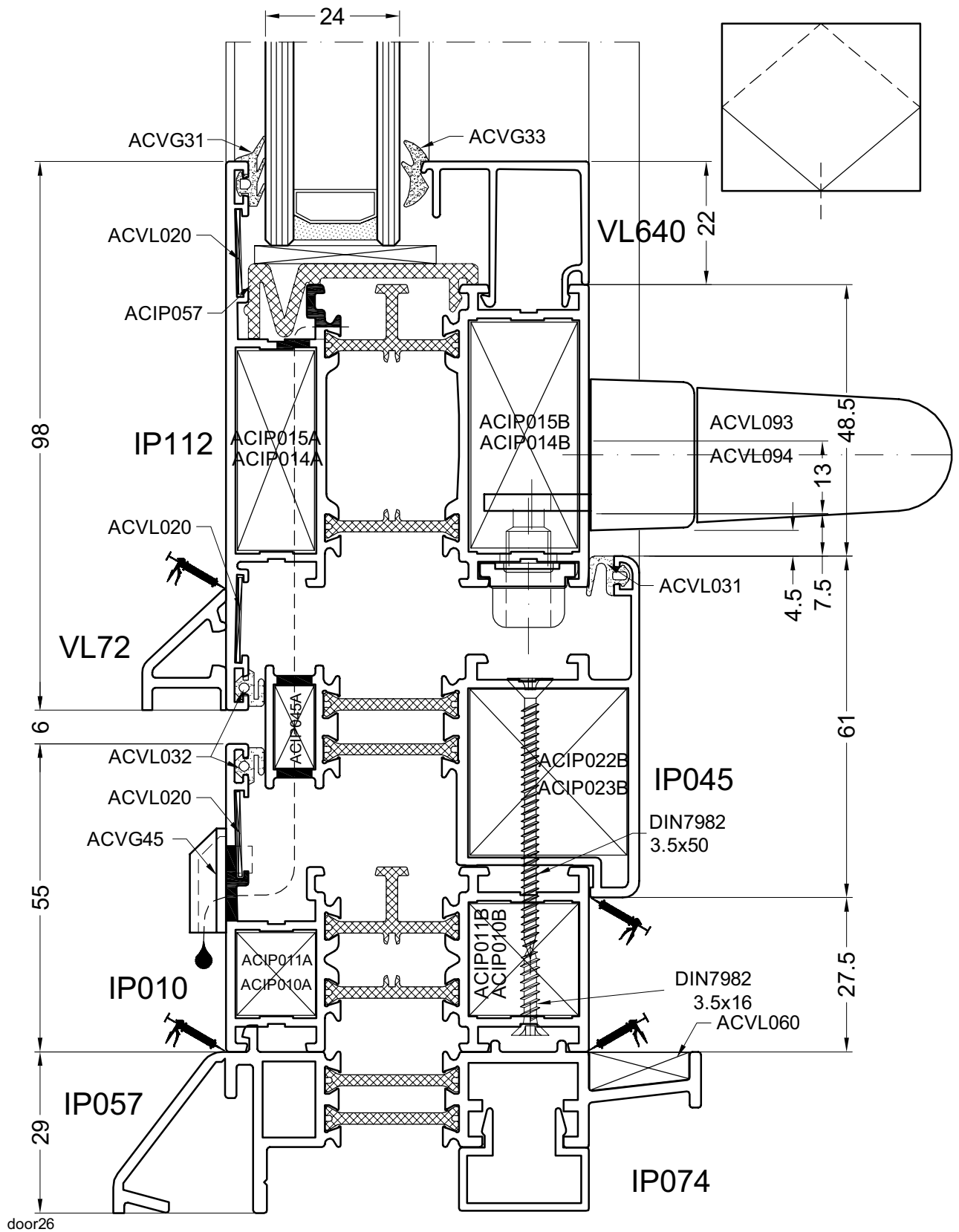
TUIMELRAAM
FENETRE BASCULANTE
SCHWINGFLUGEL
PIVOTED WINDOW

DOORSNEDE - COUPE - SCHNITT - SECTION



doortyp9

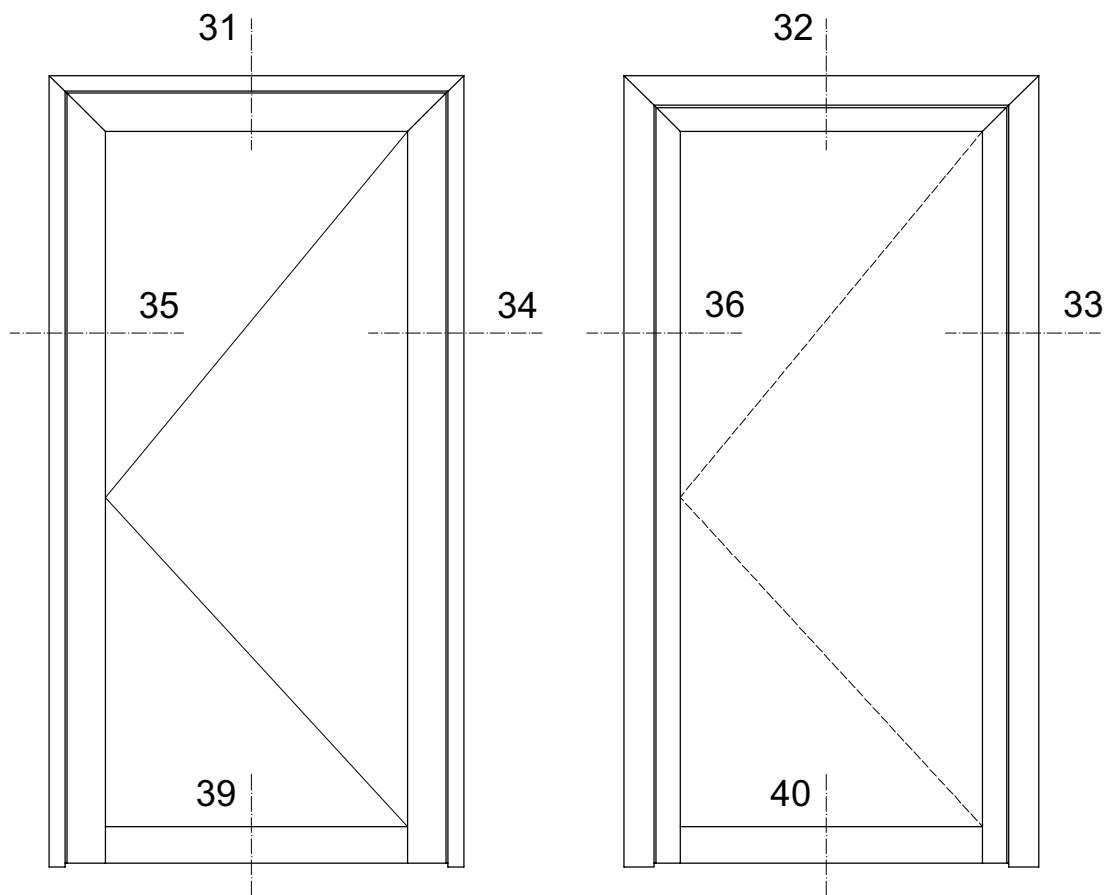




door26

VLAKKE DEUREN
PORTES PLANES
FLACH TÜREN
FLAT DOORS

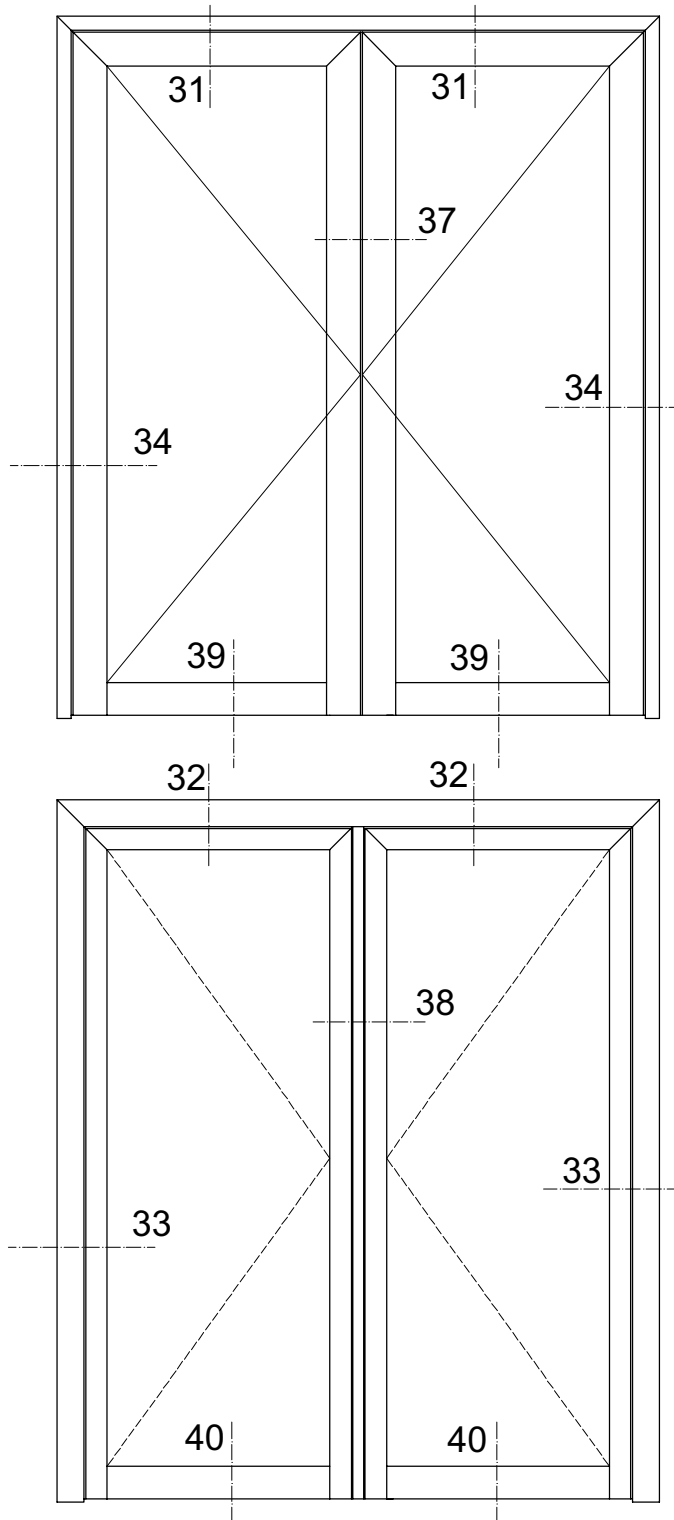
DOORSNEDE - COUPE - SCHNITT - SECTION



doortyp4

VLAKKE DEUREN
PORTES PLANES
FLACH TÜREN
FLAT DOORS

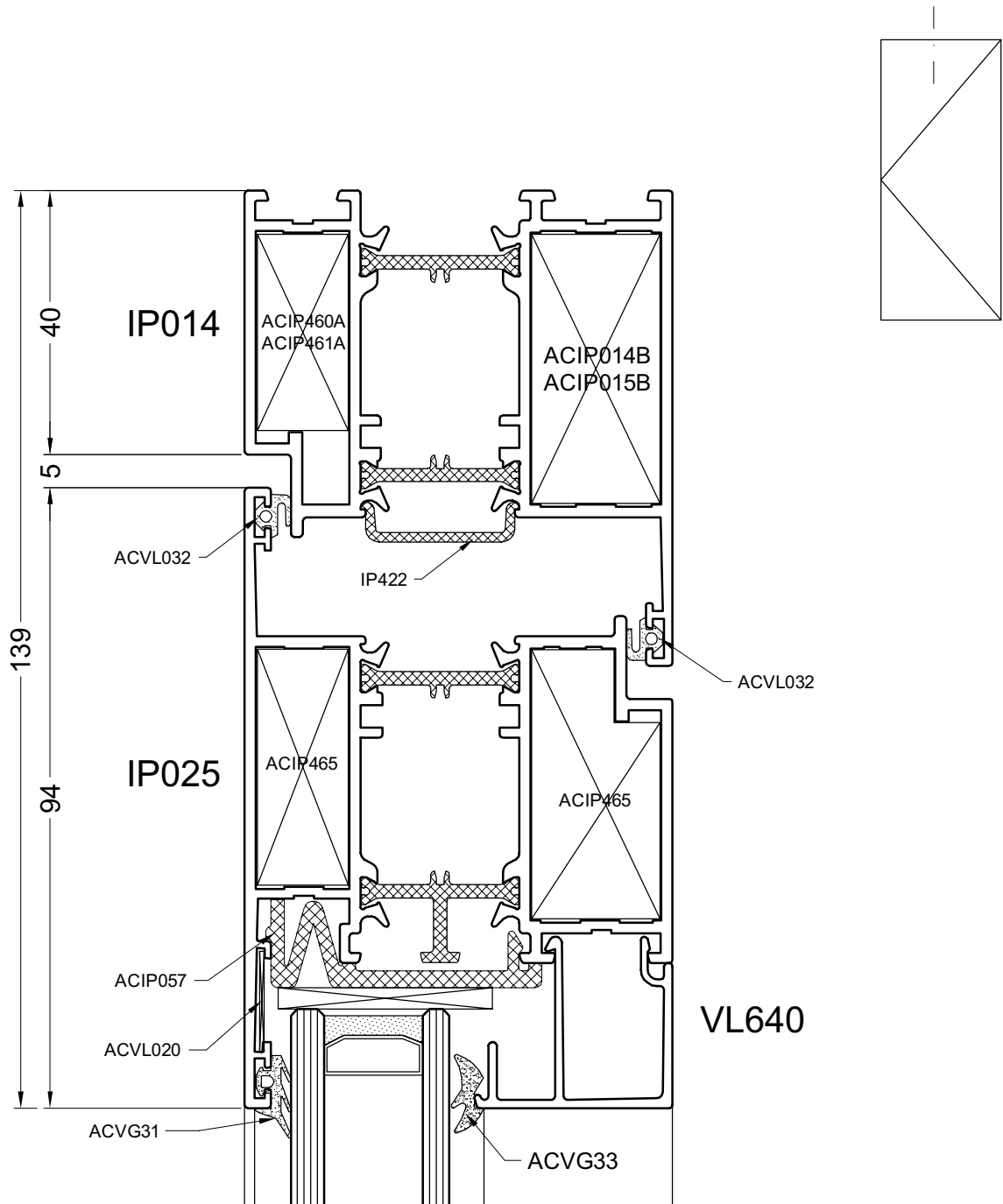
DOORSNEDE - COUPE - SCHNITT - SECTION



DOORTYP3

31A

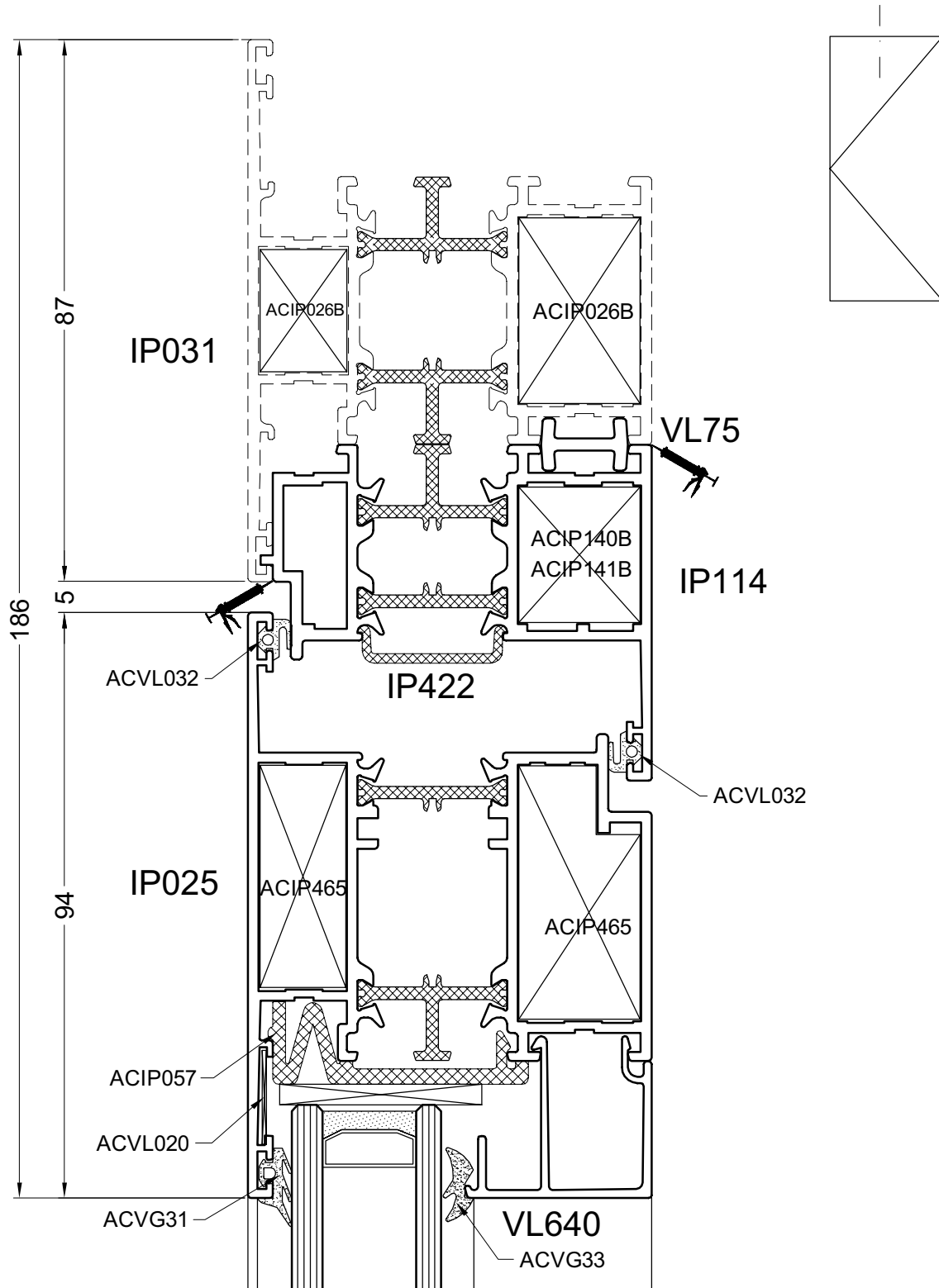
DOORSNEDE - COUPE - SCHNITT - SECTION



DOOR31

31B

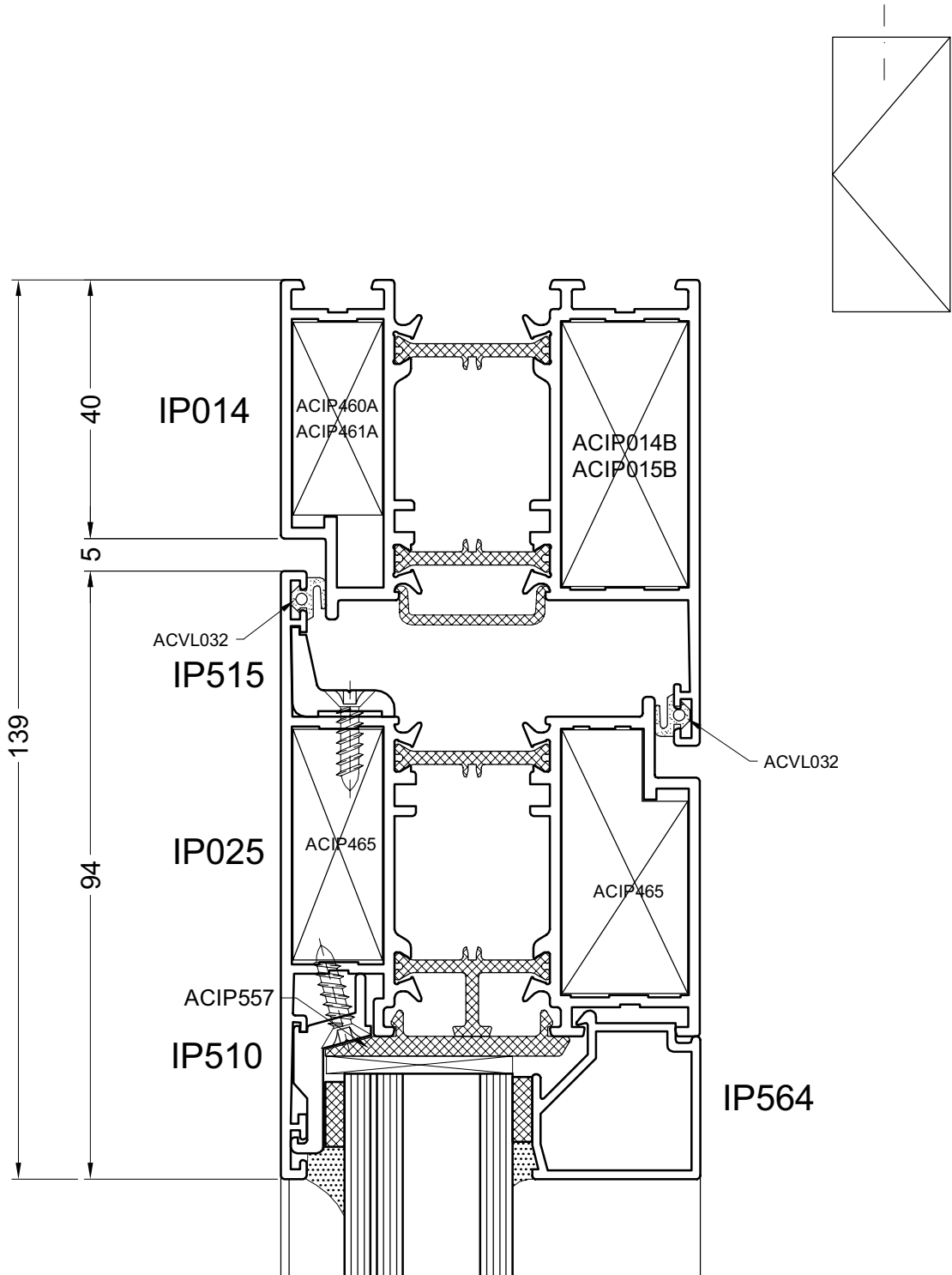
DOORSNEDE - COUPE - SCHNITT - SECTION



door61

31C

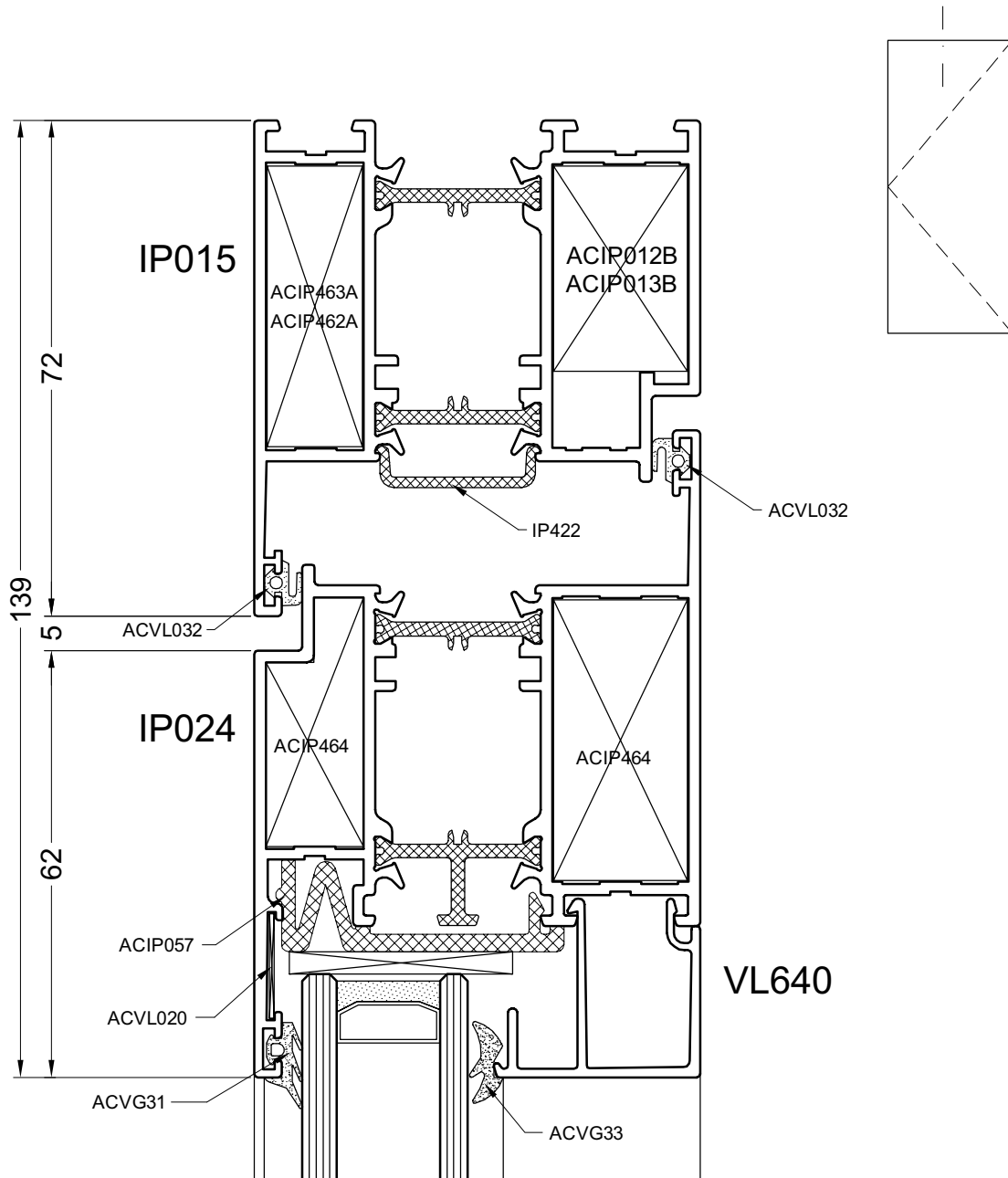
DOORSNEDE - COUPE - SCHNITT - SECTION



door31c

32A

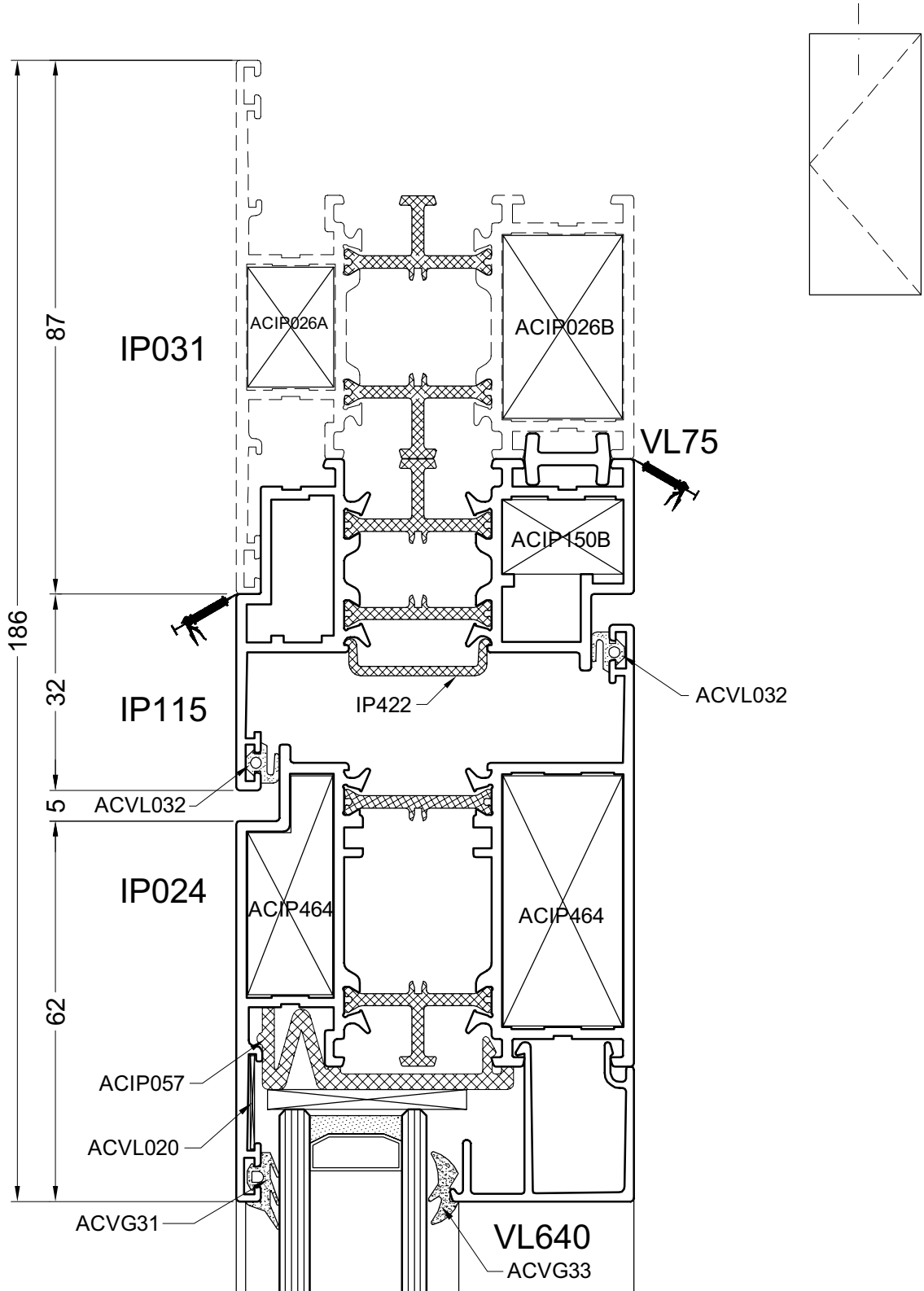
DOORSNEDE - COUPE - SCHNITT - SECTION



DOOR32

32B

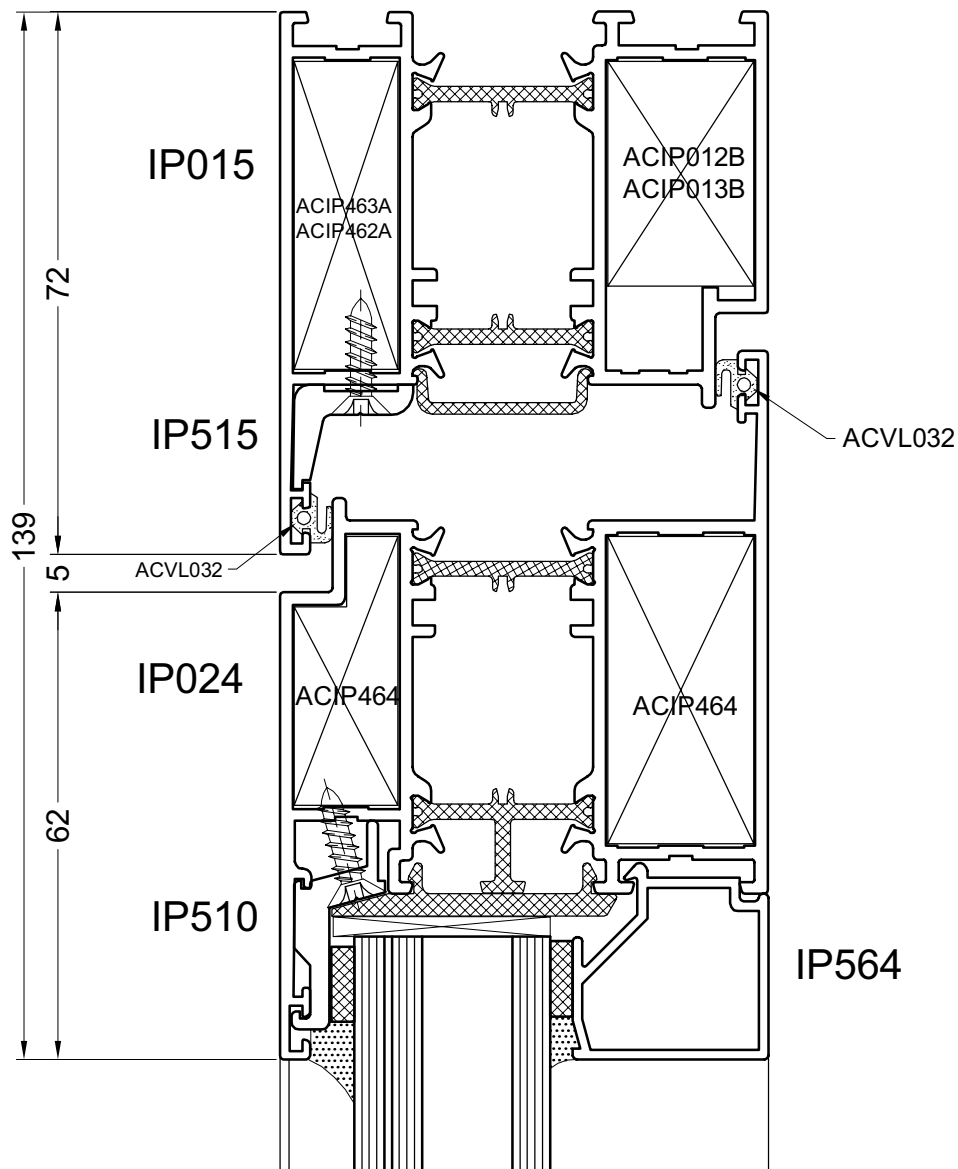
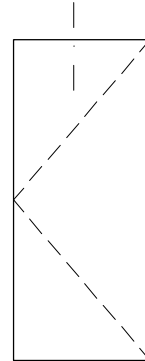
DOORSNEDE - COUPE - SCHNITT - SECTION



door62

32C

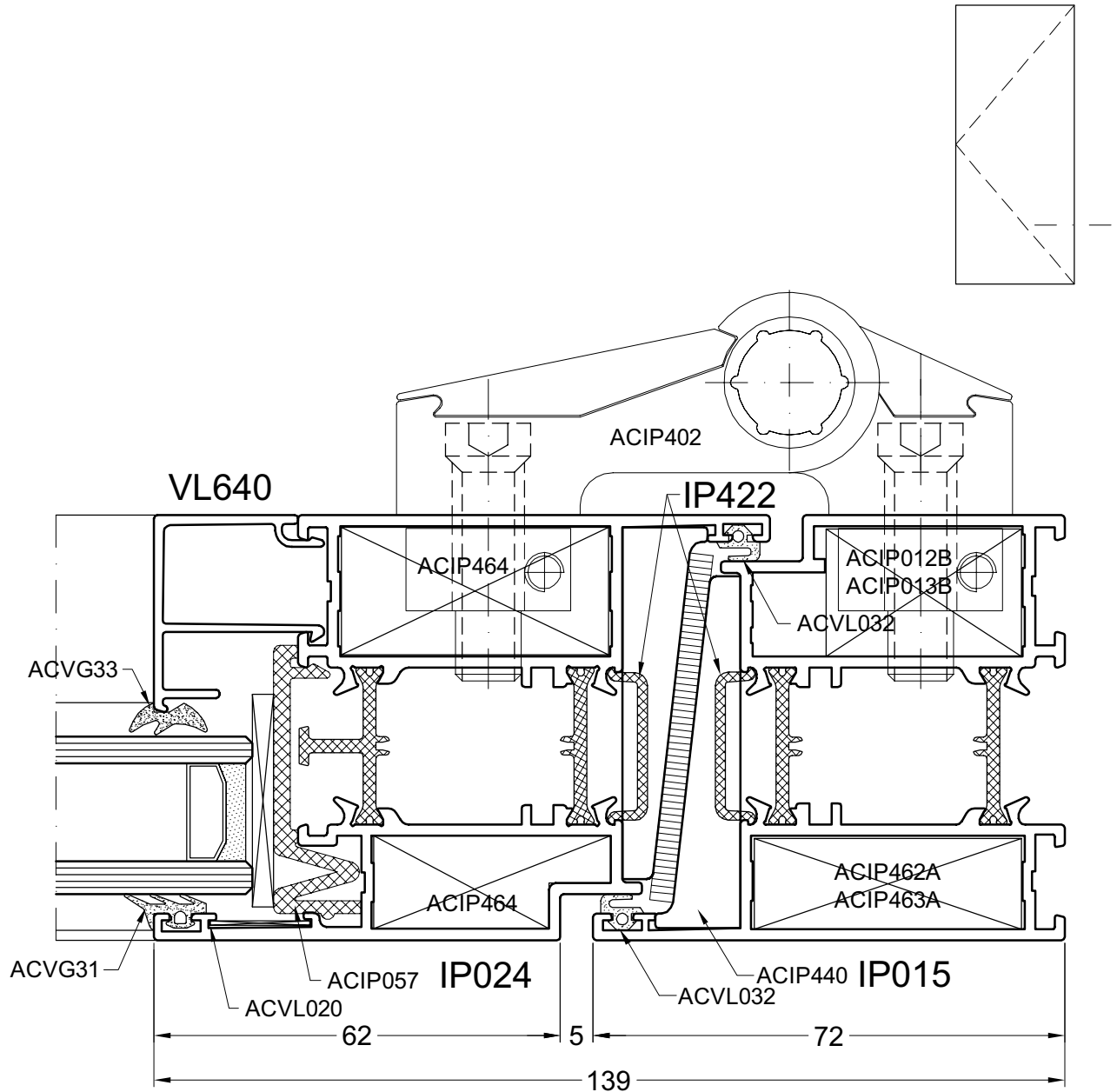
DOORSNEDE - COUPE - SCHNITT - SECTION



door32a

33A

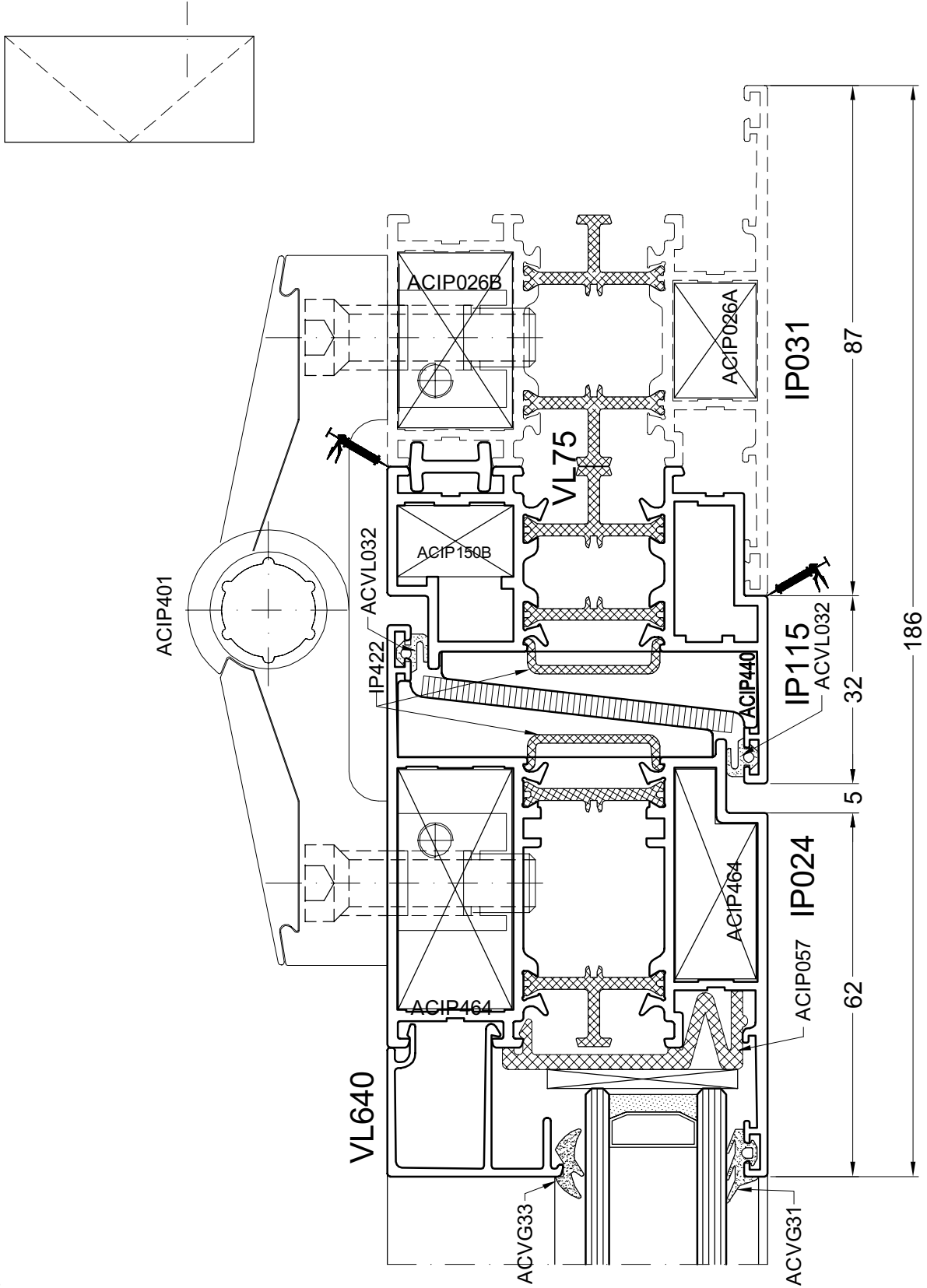
DOORSNEDE - COUPE - SCHNITT - SECTION



door33

33B

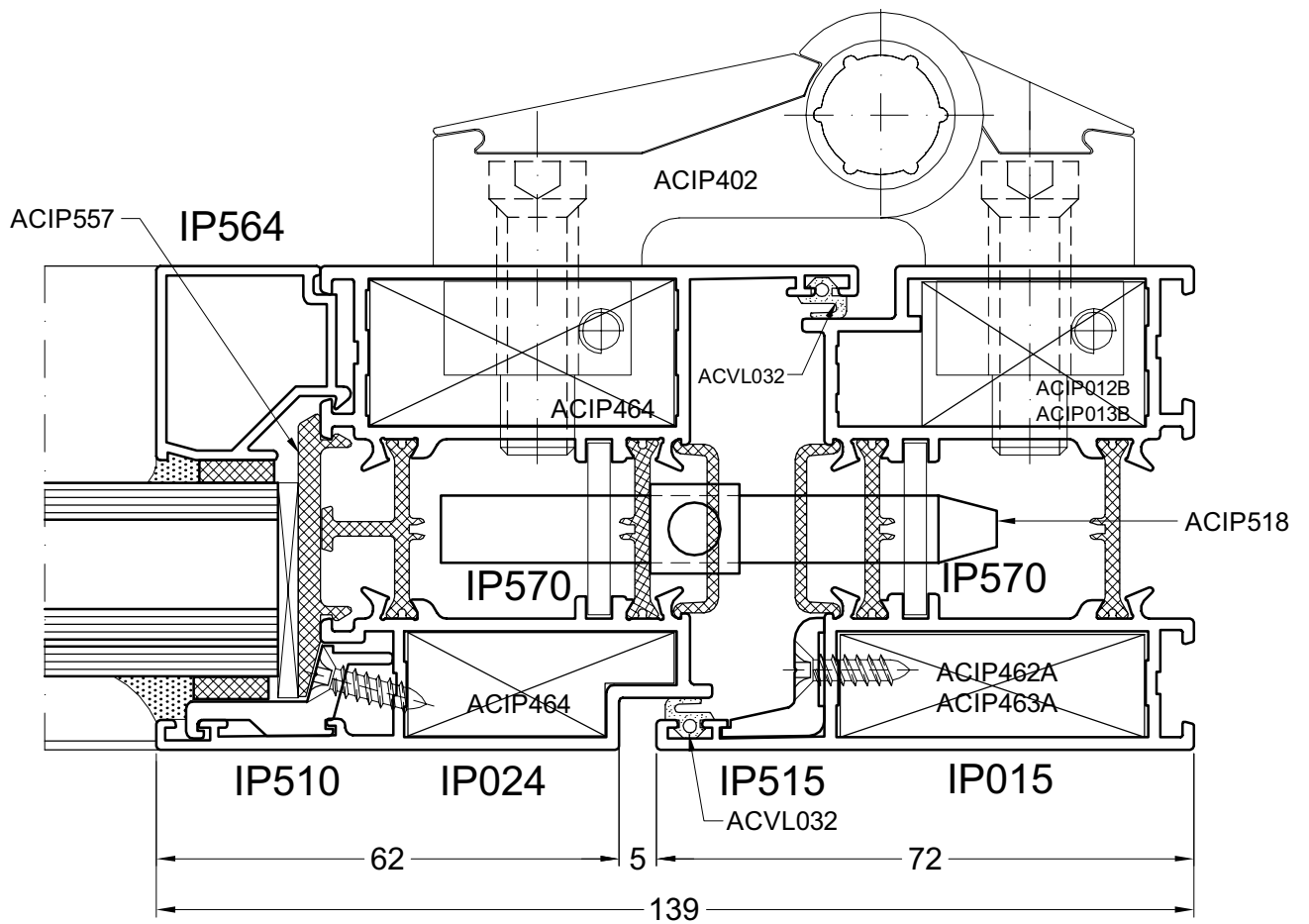
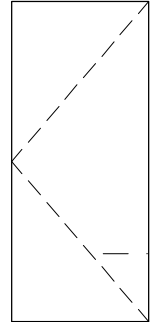
DOORSNEDE - COUPE - SCHNITT - SECTION



door64

33C

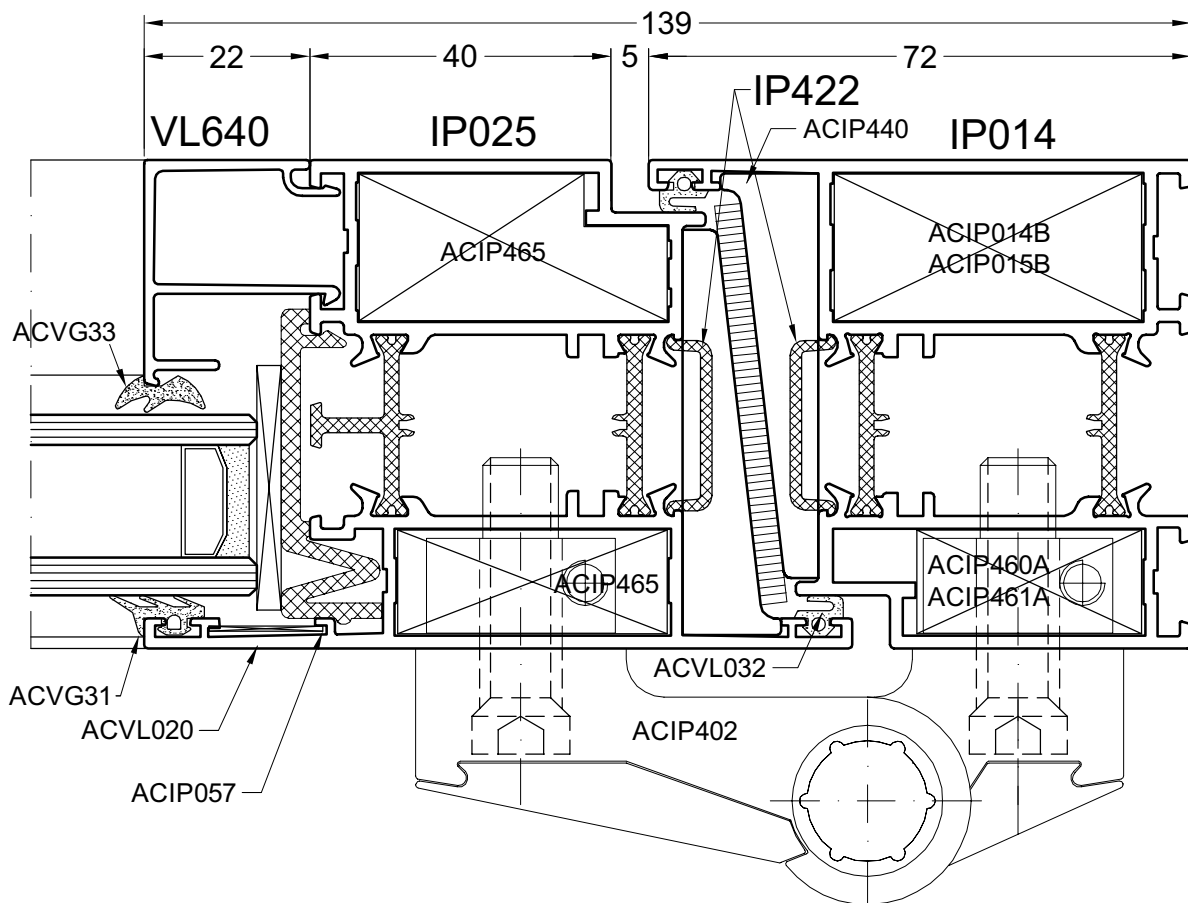
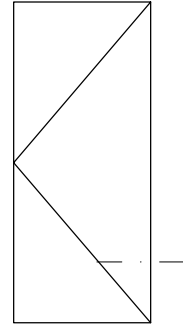
DOORSNEDE - COUPE - SCHNITT - SECTION



door33a

34A

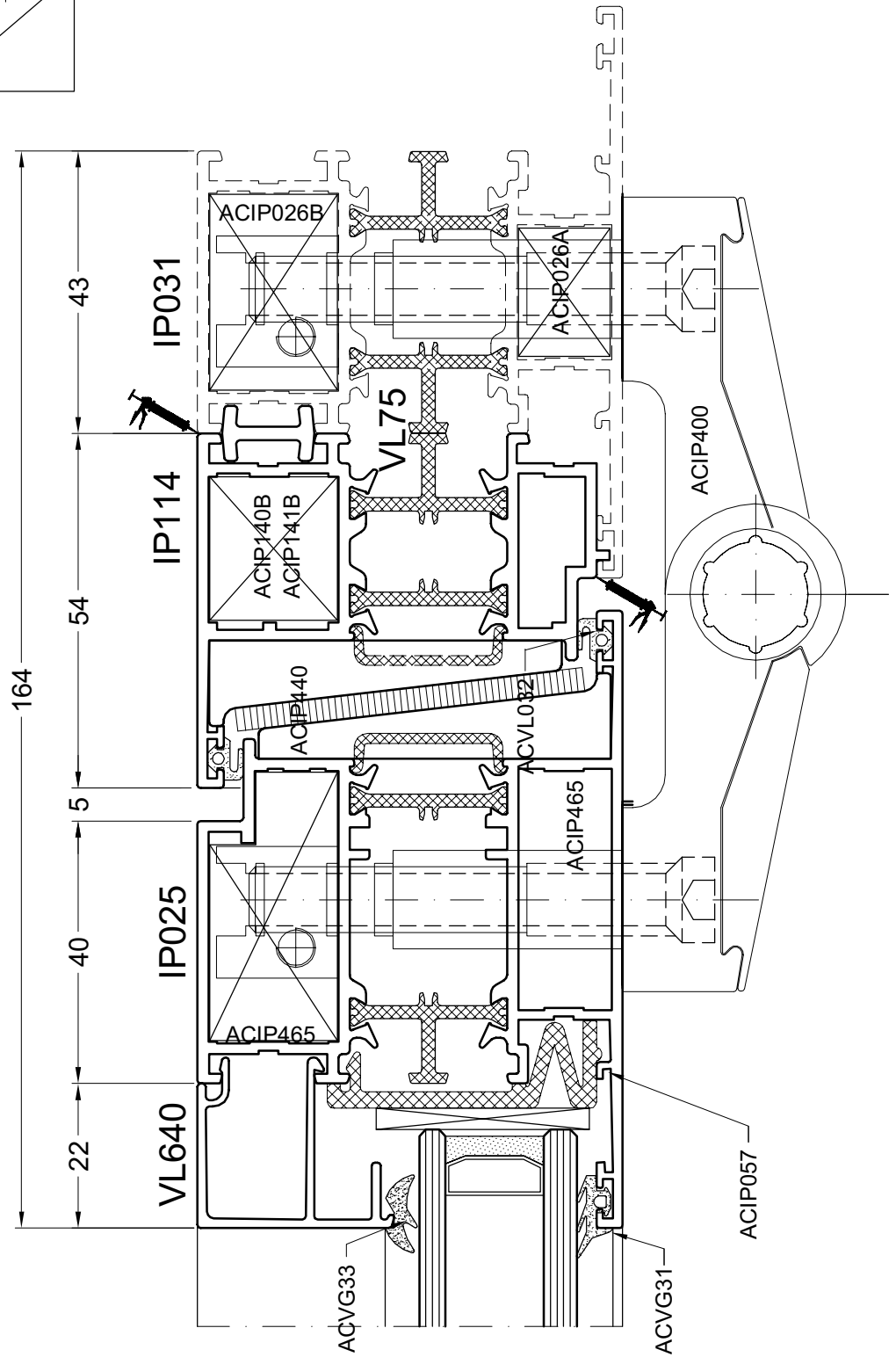
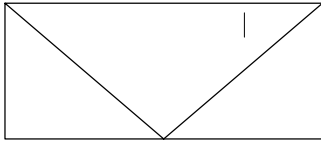
DOORSNEDE - COUPE - SCHNITT - SECTION



door34

34B

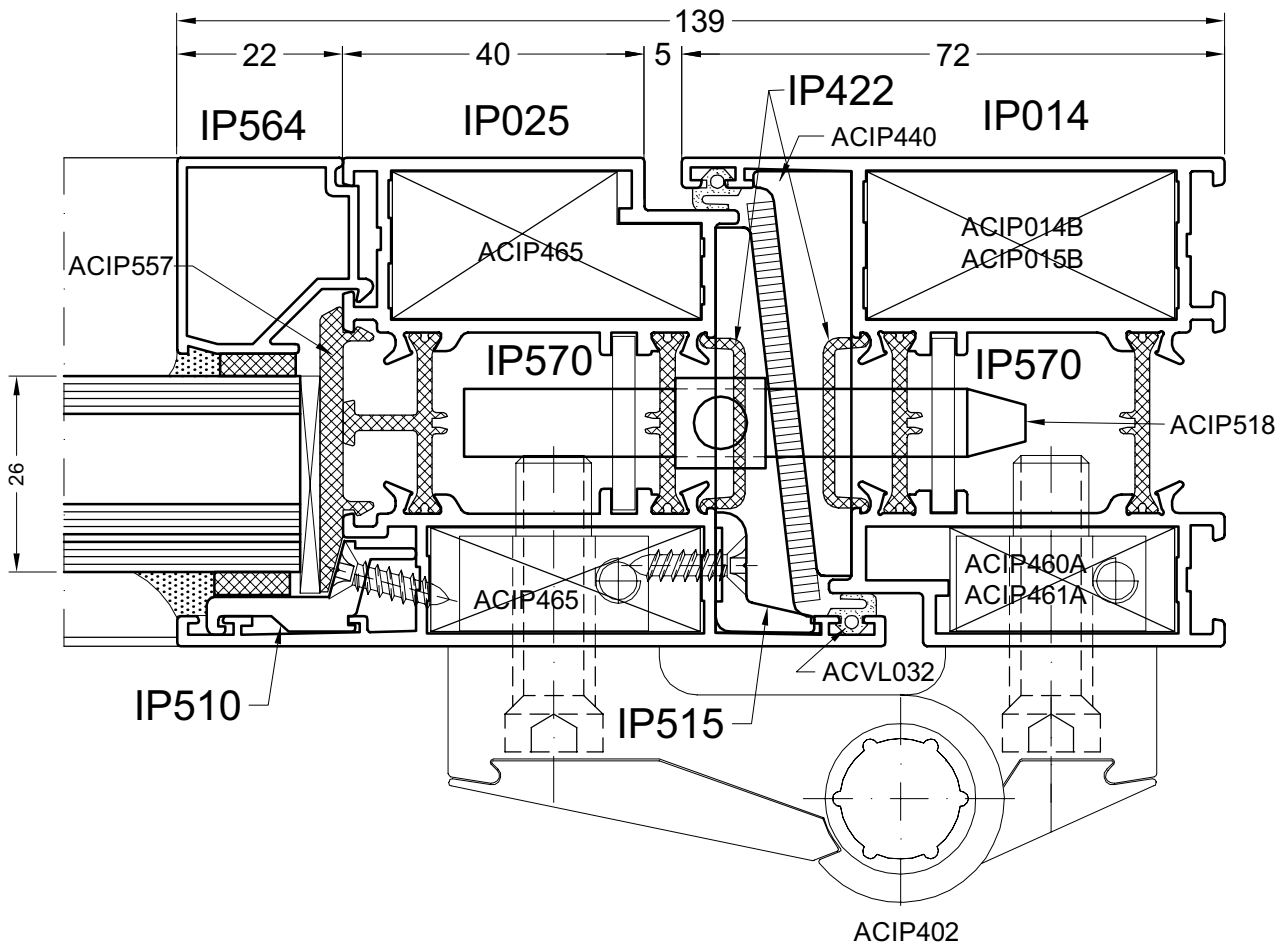
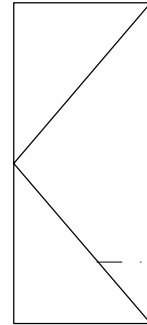
DOORSNEDE - COUPE - SCHNITT - SECTION



door63

34C

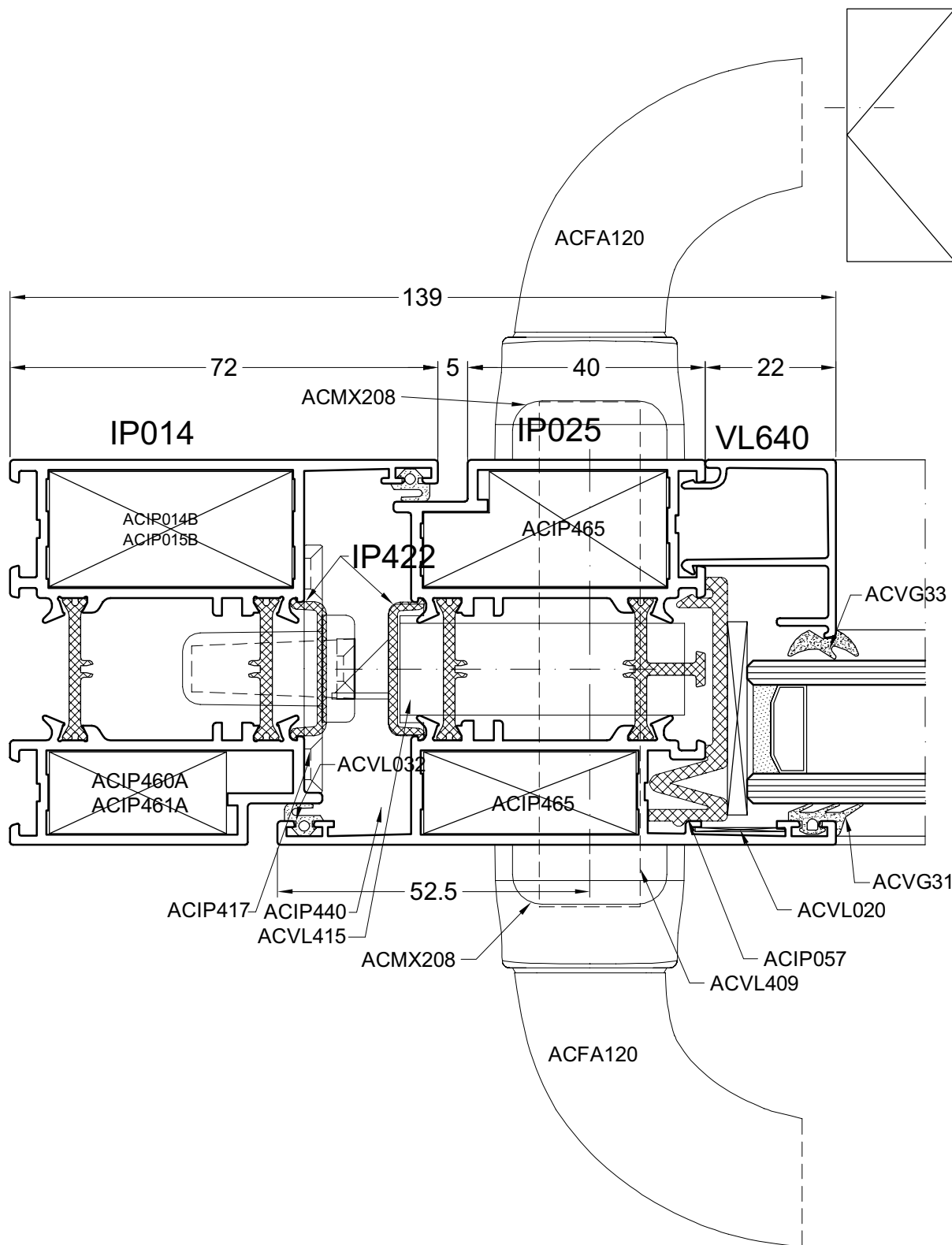
DOORSNEDE - COUPE - SCHNITT - SECTION



door67

35A

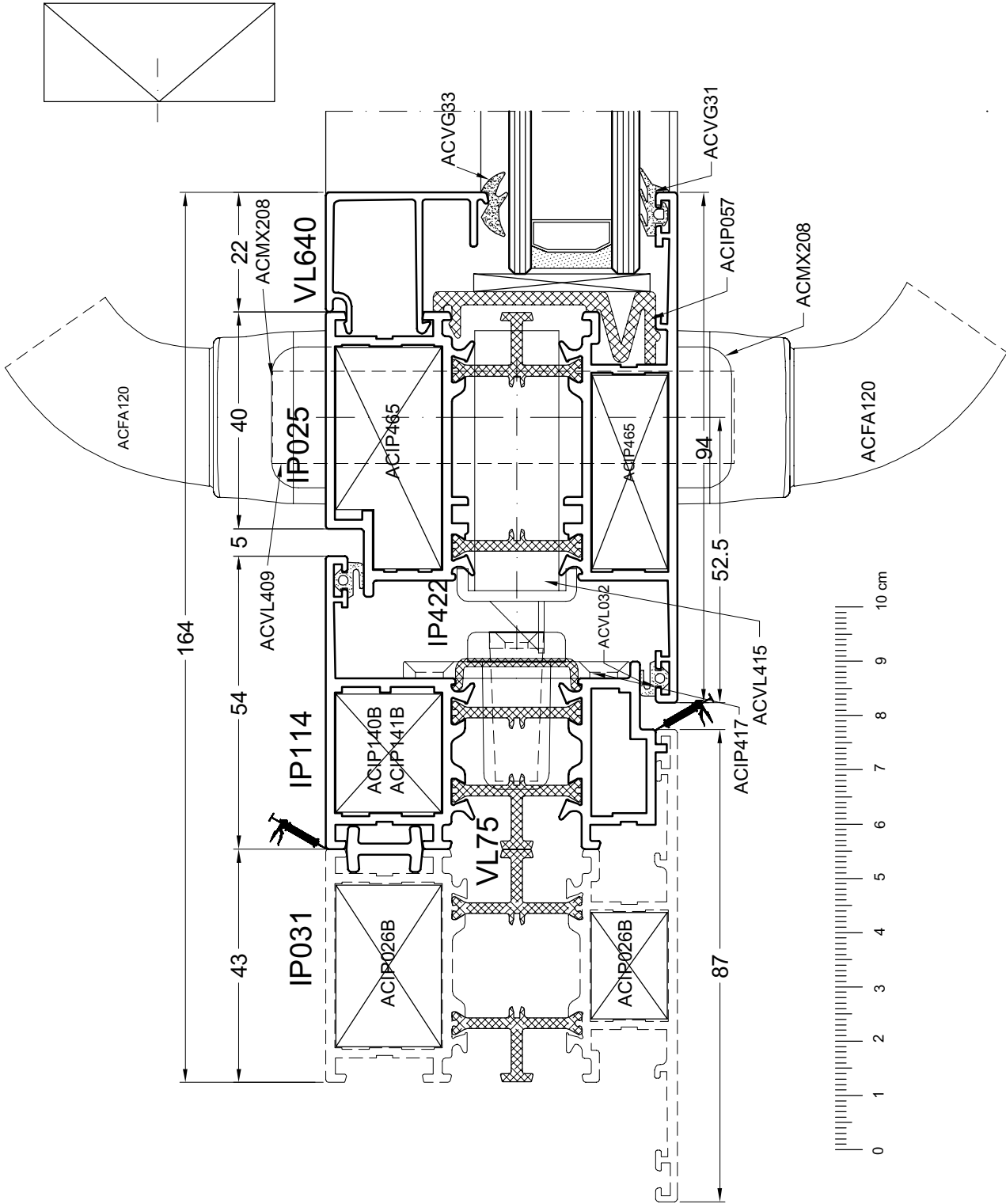
DOORSNEDE - COUPE - SCHNITT - SECTION



DOOR35

35B

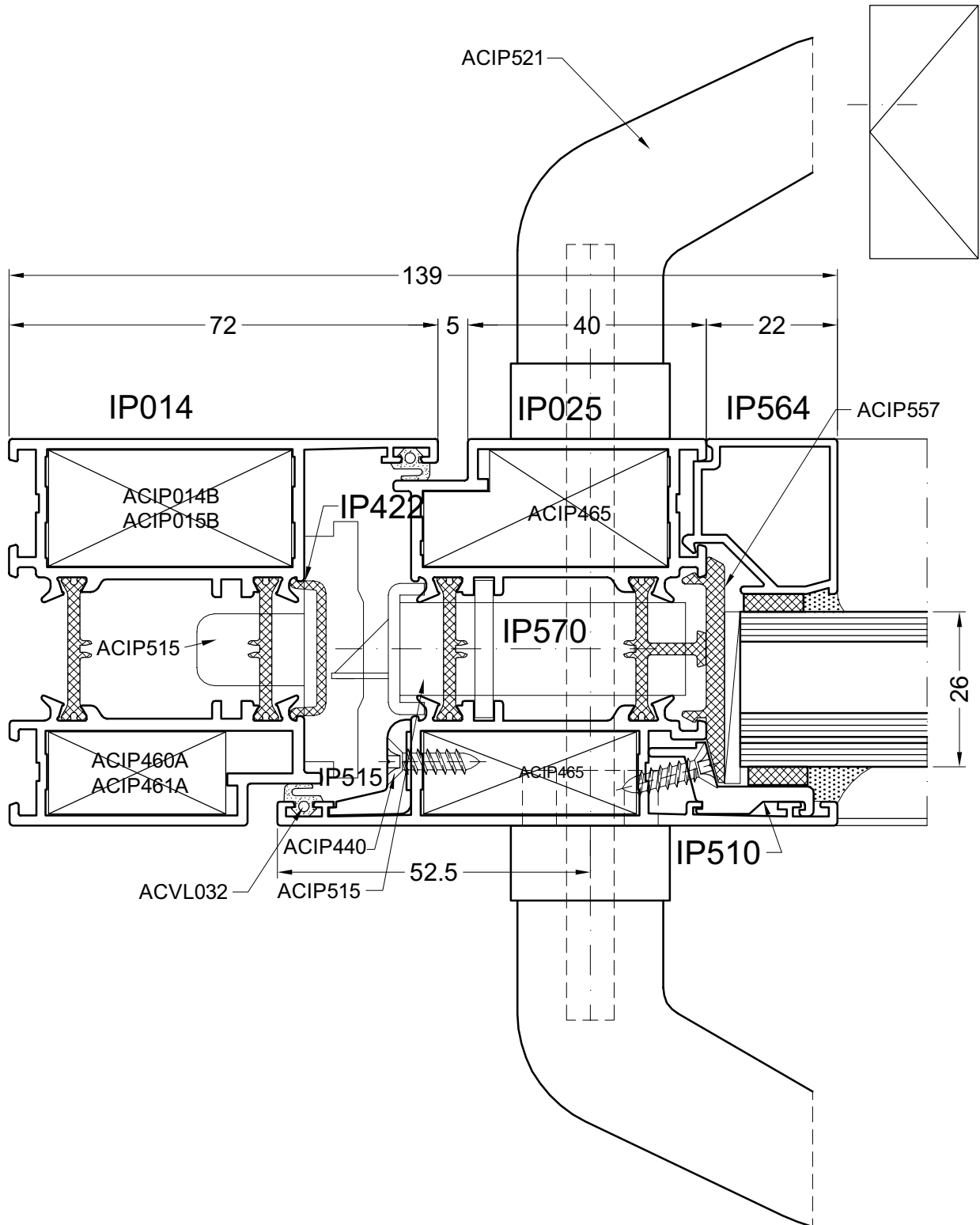
DOORSNEDE - COUPE - SCHNITT - SECTION



door65

35C

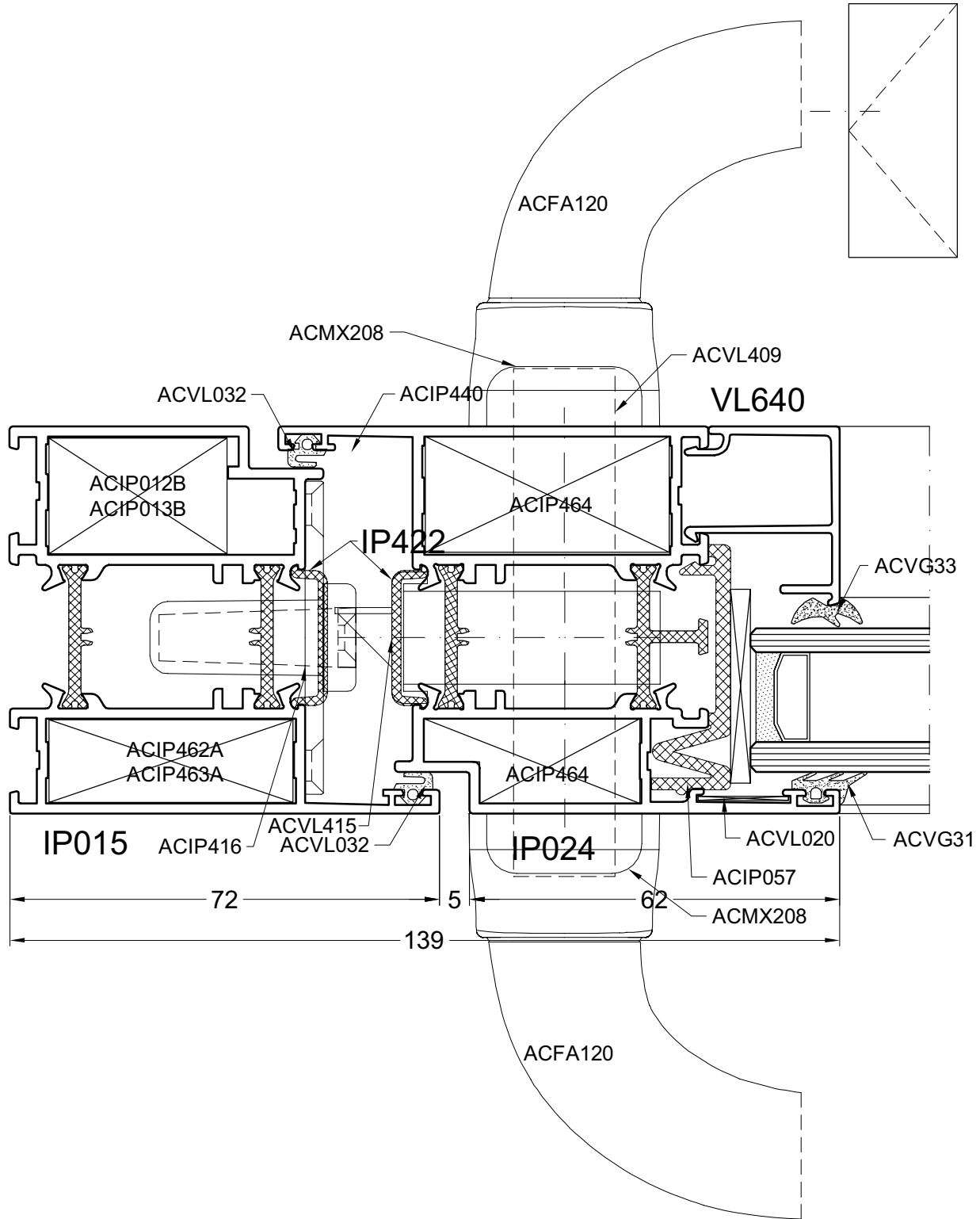
DOORSNEDE - COUPE - SCHNITT - SECTION



door68

36A

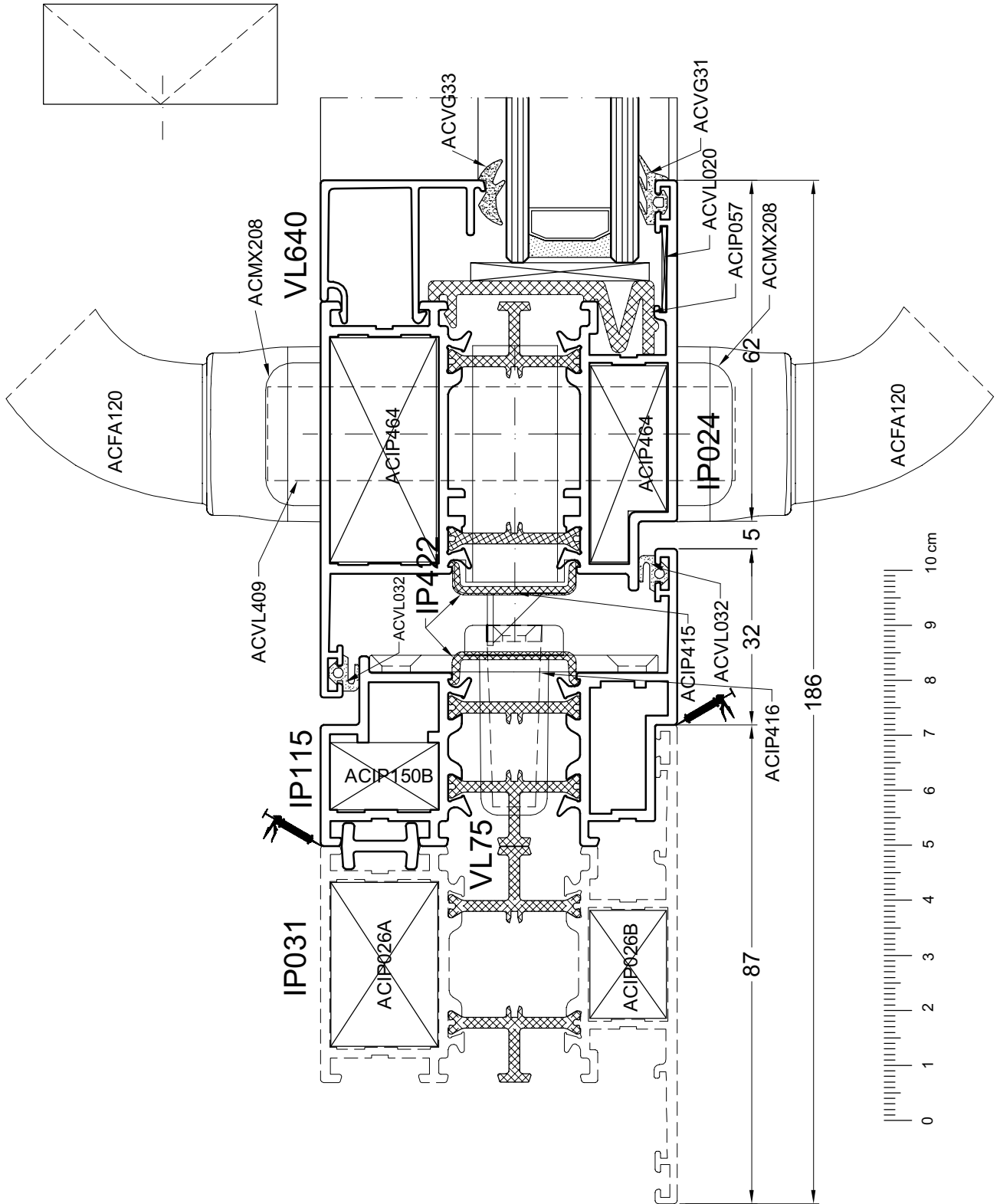
DOORSNEDE - COUPE - SCHNITT - SECTION



DOOR36

36B

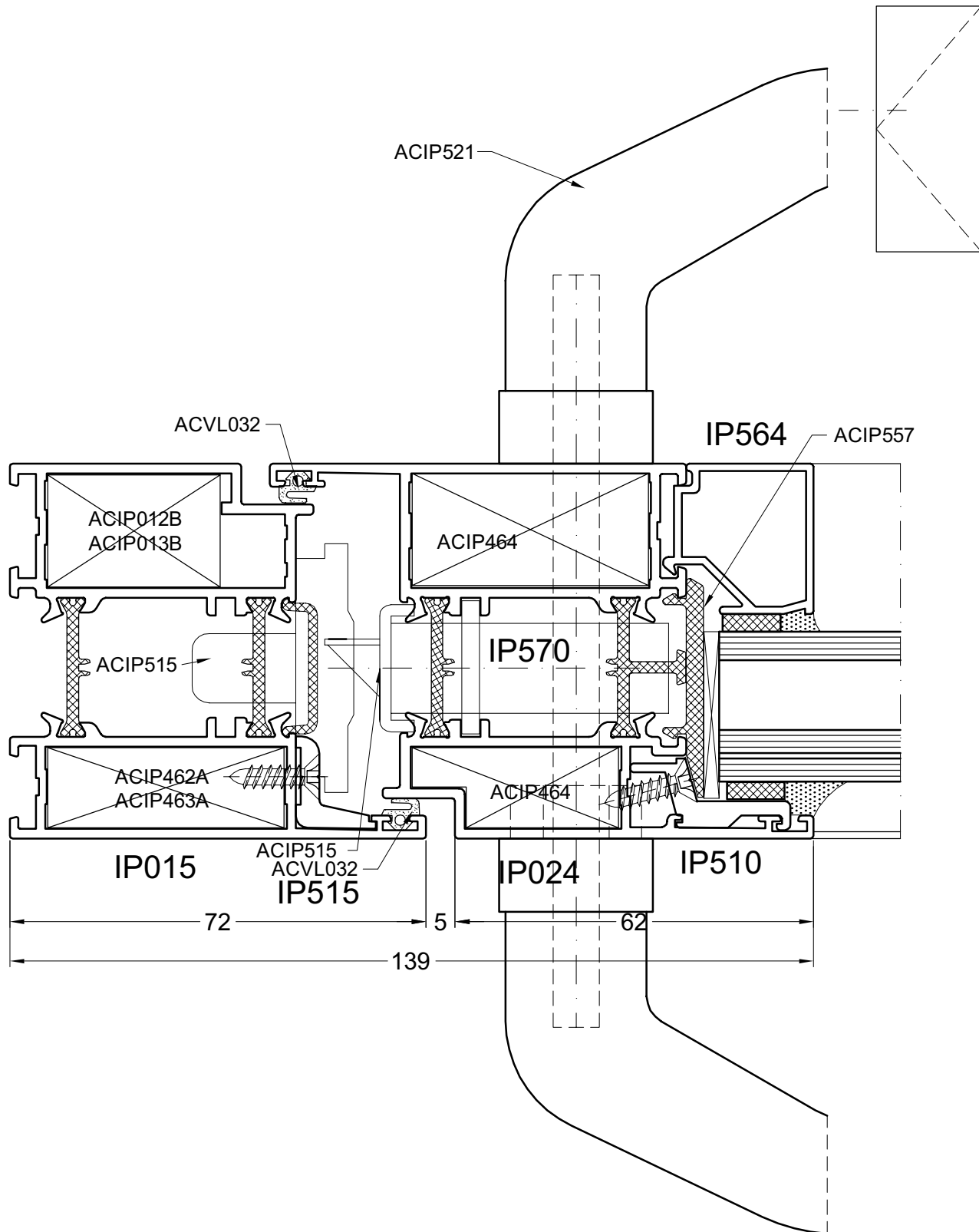
DOORSNEDE - COUPE - SCHNITT - SECTION



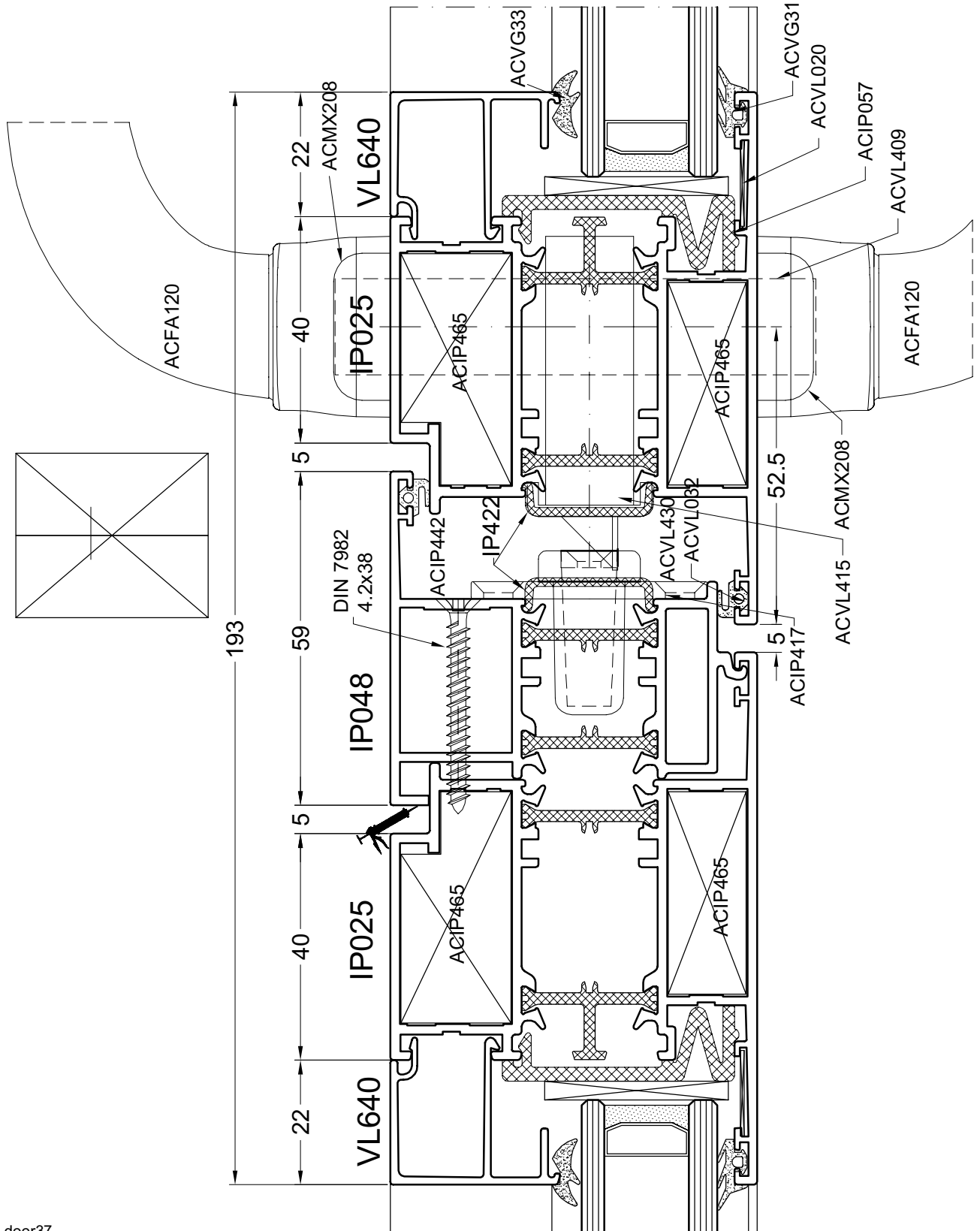
door66

36C

DOORSNEDE - COUPE - SCHNITT - SECTION



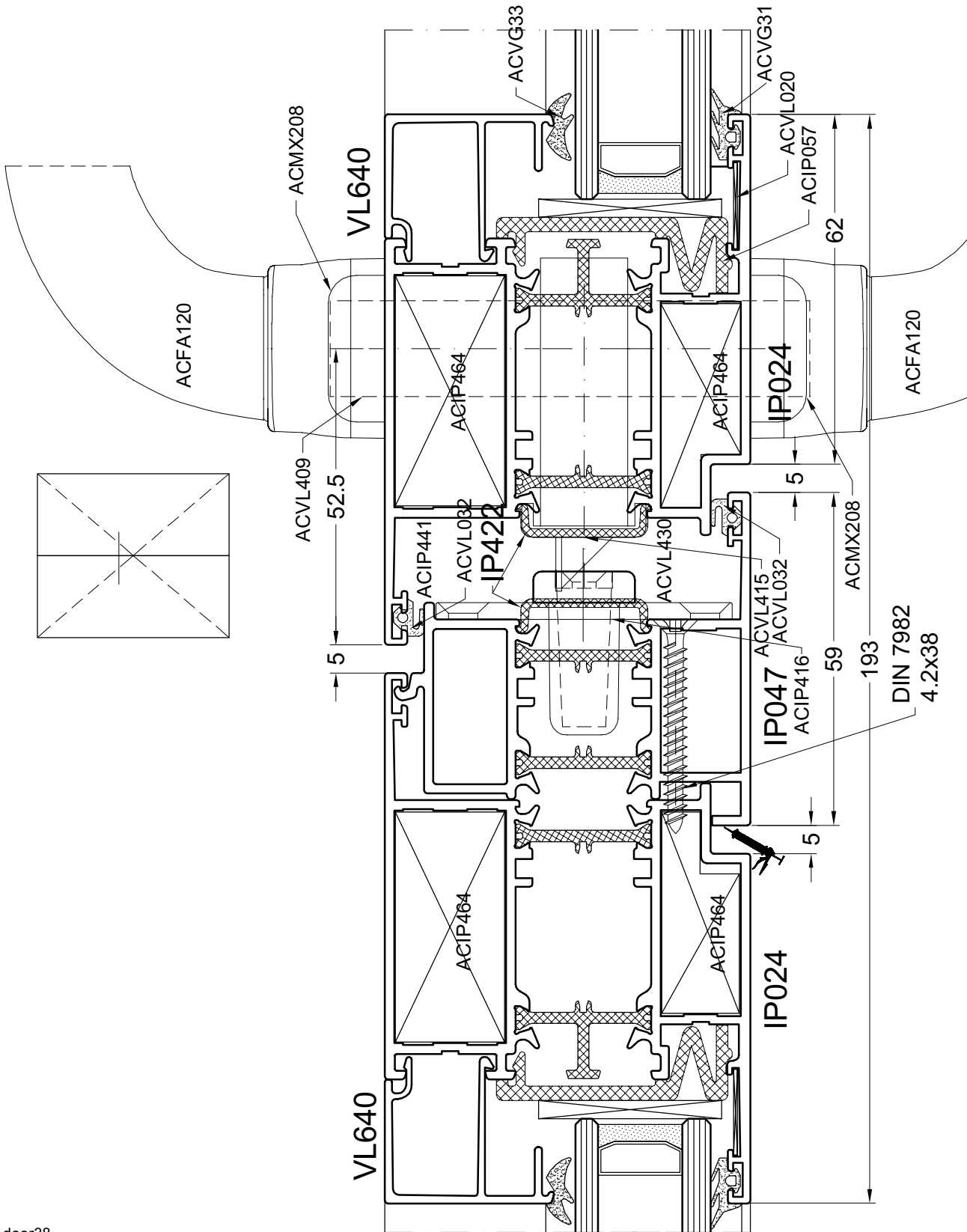
door36a



door37

38A

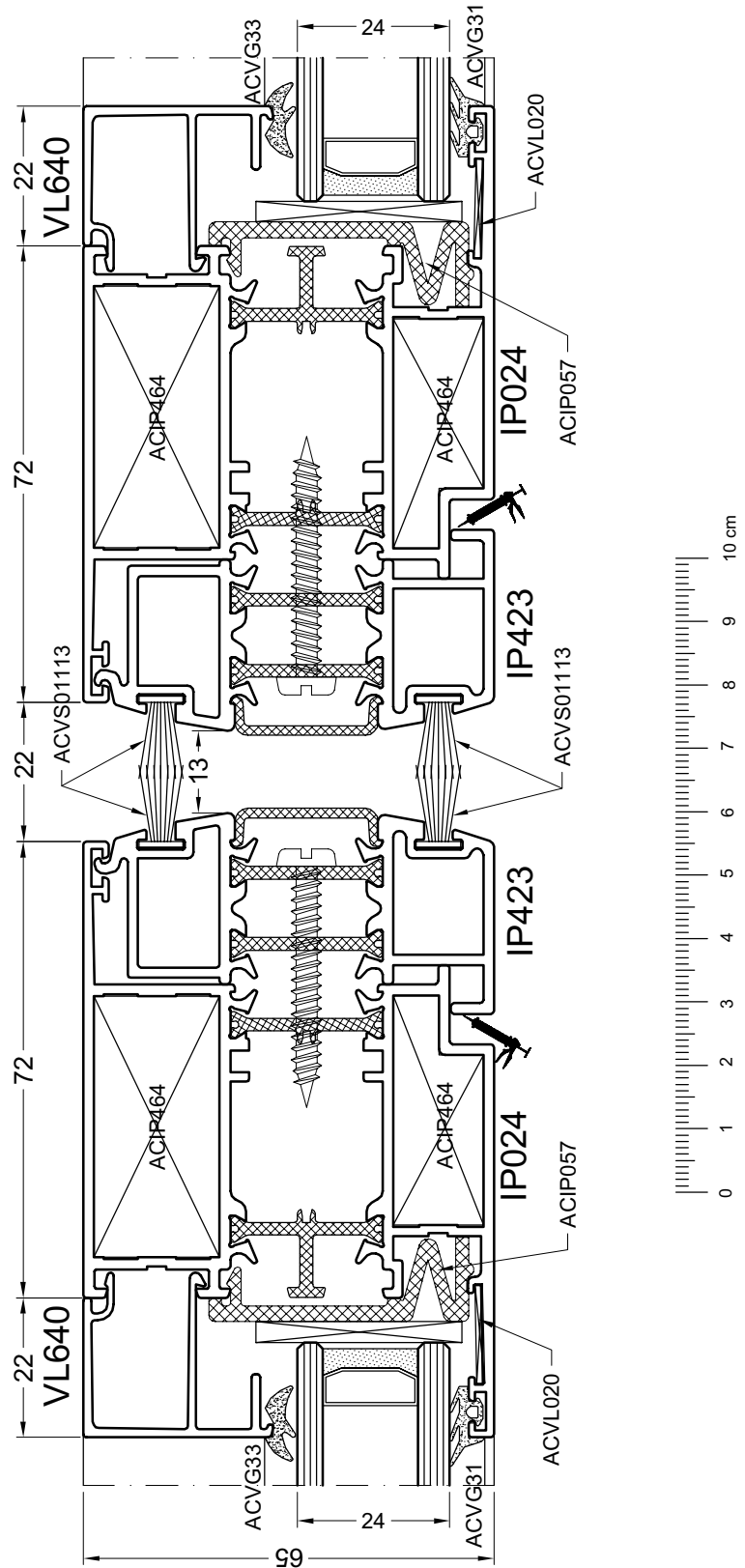
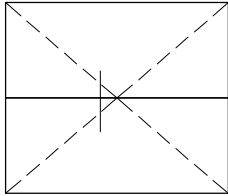
DOORSNEDE - COUPE - SCHNITT - SECTION



door38

38B

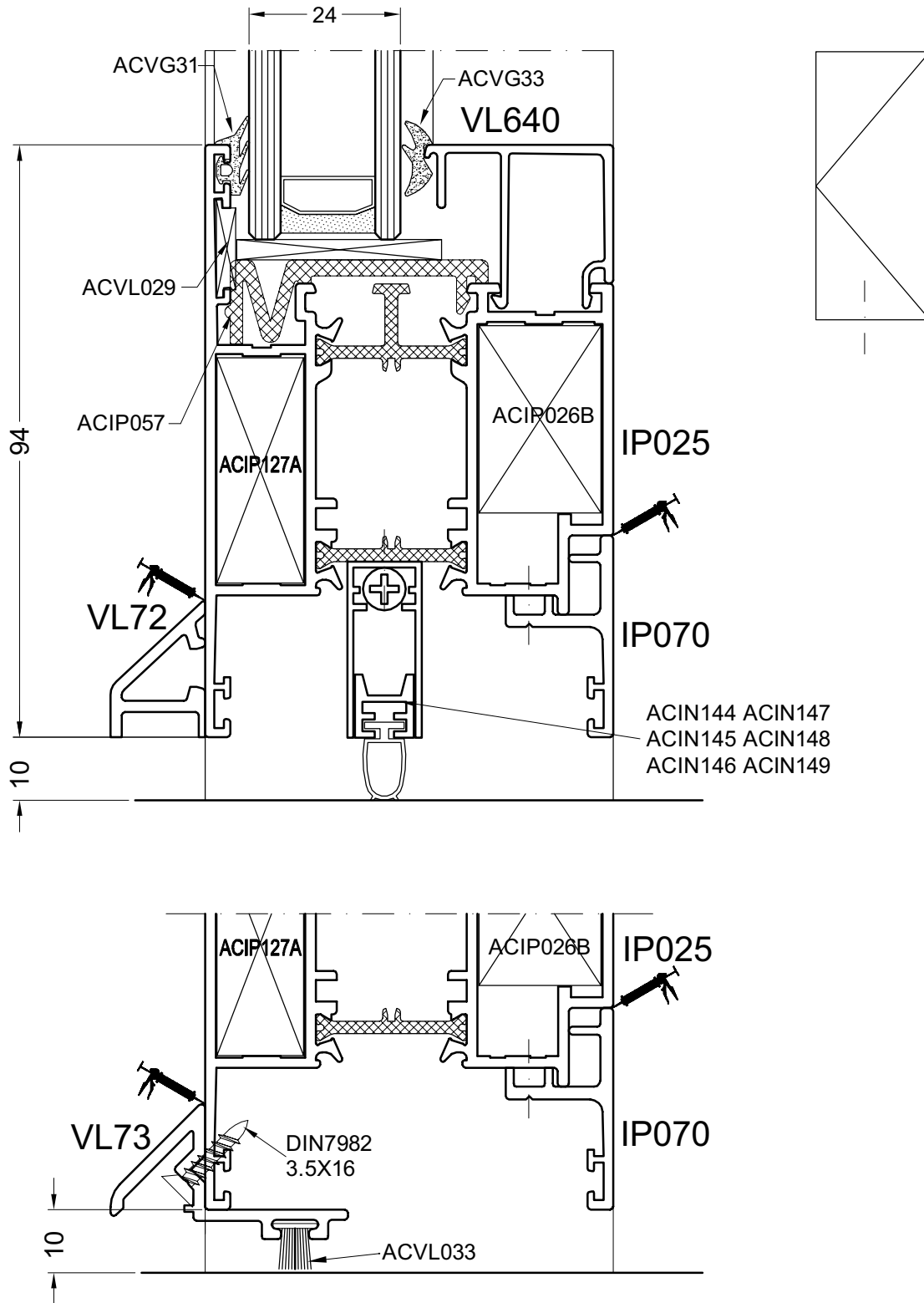
DOORSNEDE - COUPE - SCHNITT - SECTION



door38a

39A

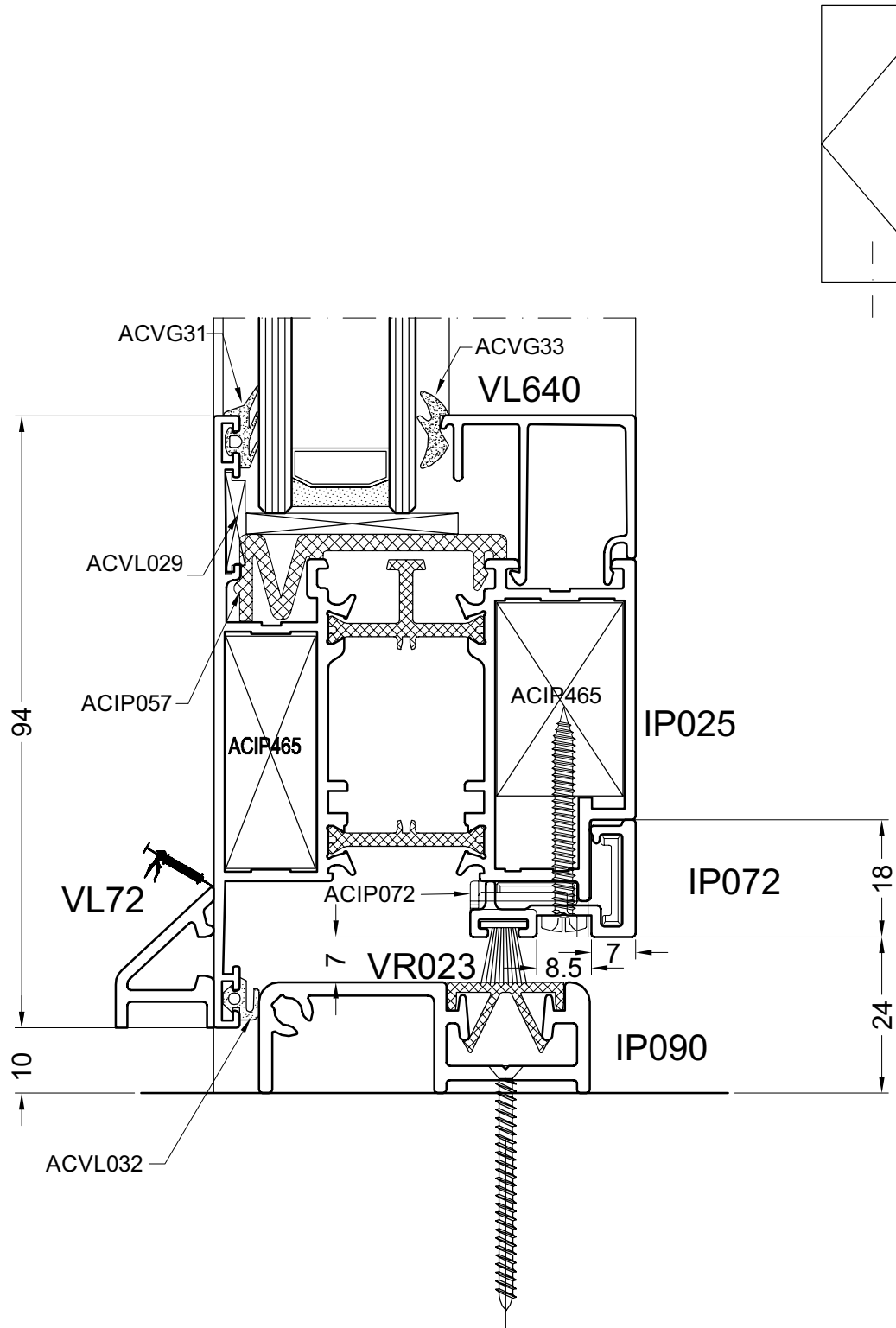
DOORSNEDE - COUPE - SCHNITT - SECTION



door39

39B

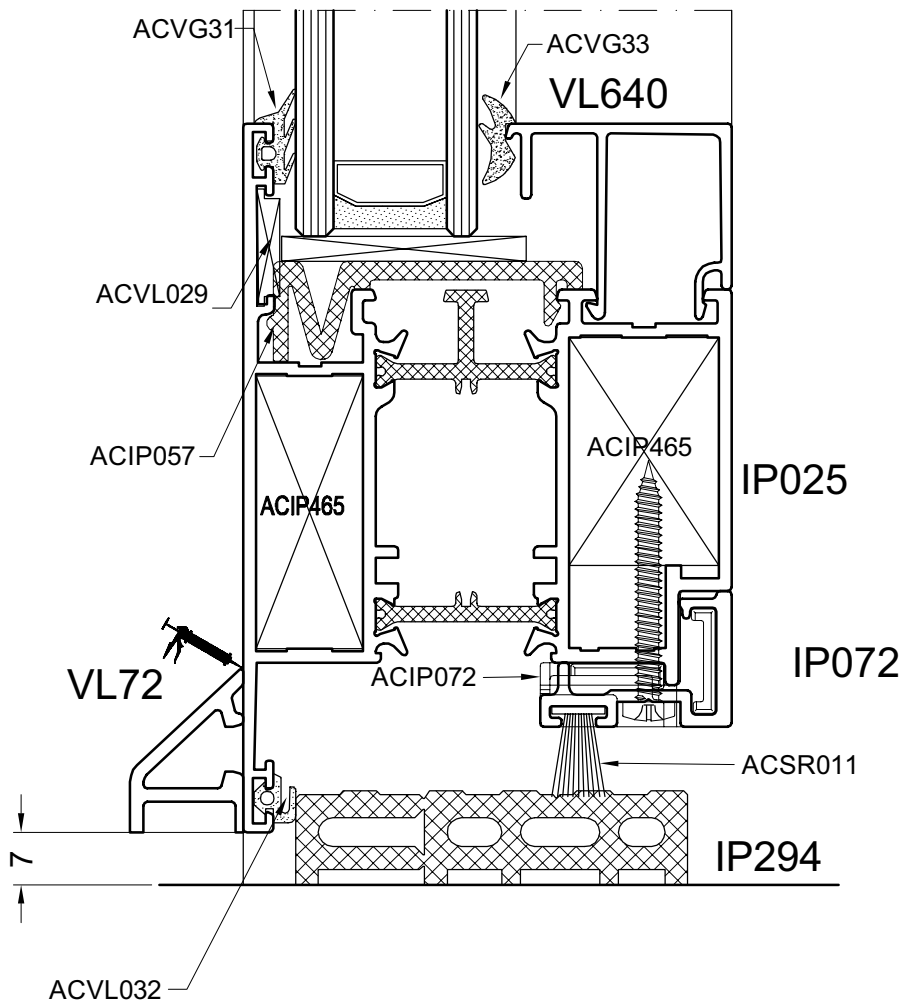
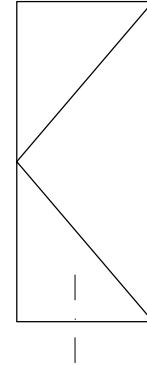
DOORSNEDE - COUPE - SCHNITT - SECTION



door39b

39C

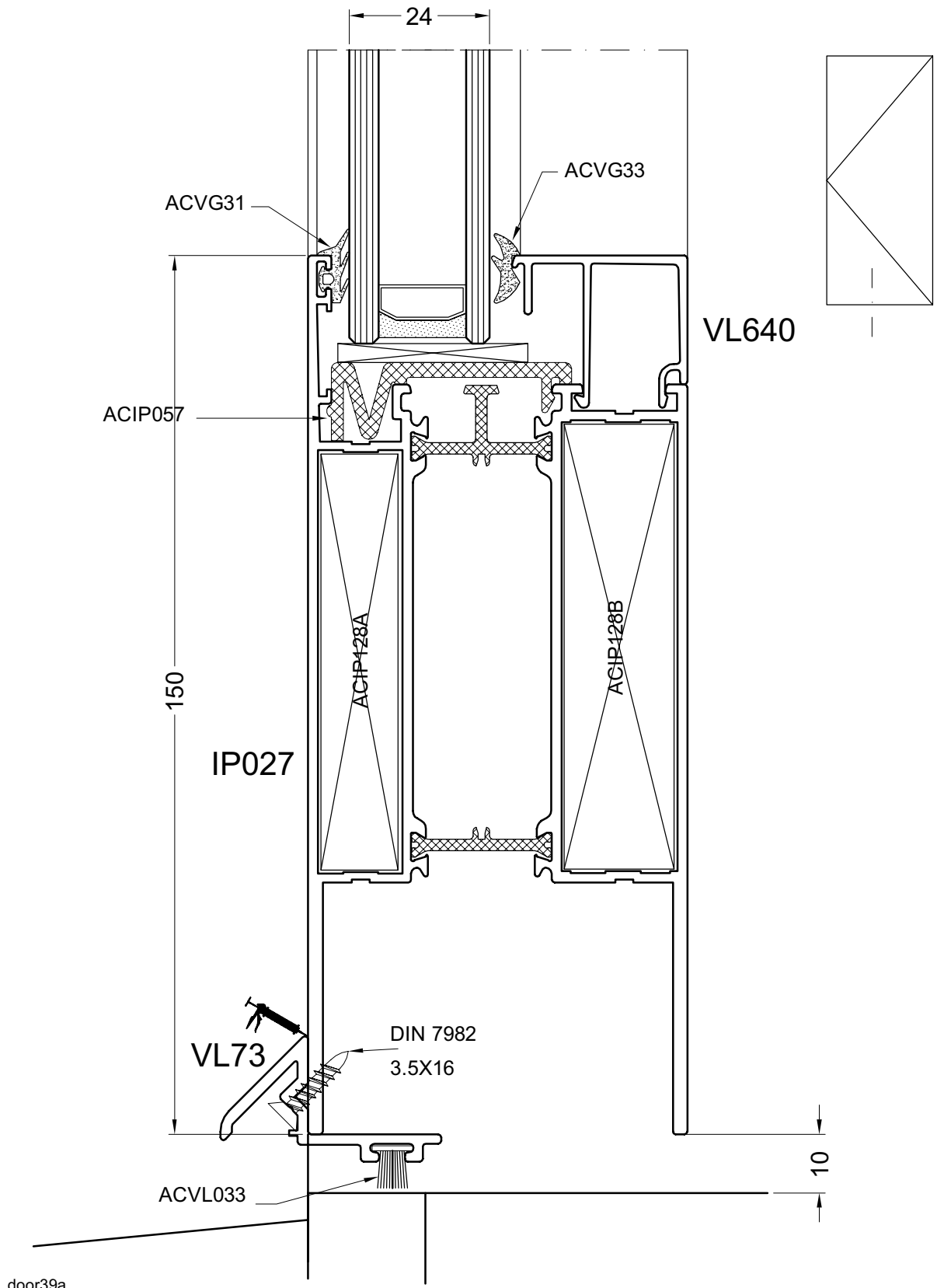
DOORSNEDE - COUPE - SCHNITT - SECTION



DOOR39E

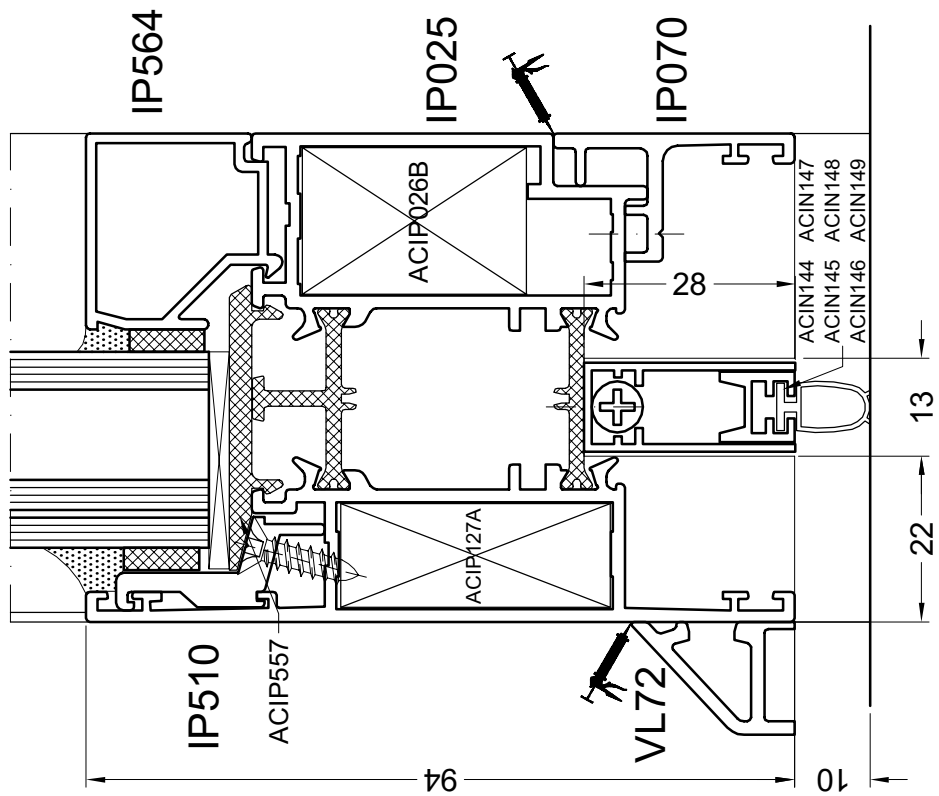
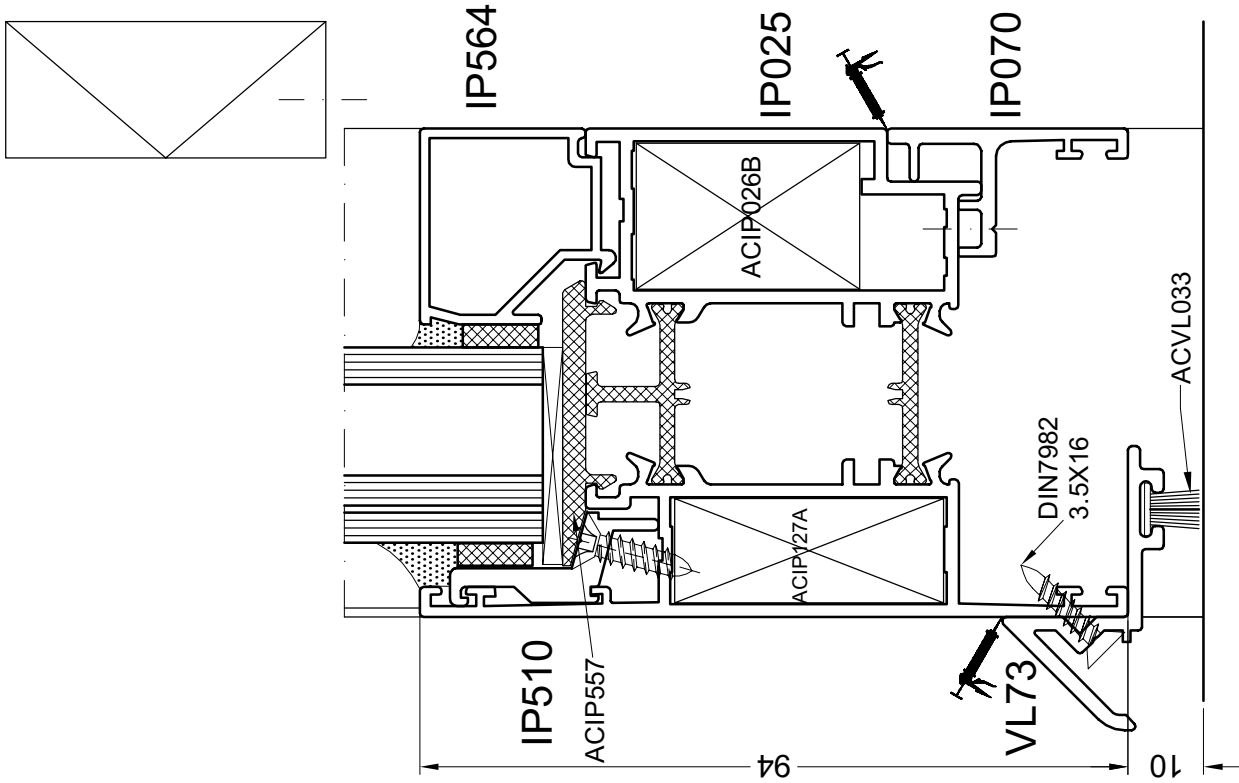
39D

DOORSNEDE - COUPE - SCHNITT - SECTION



39E

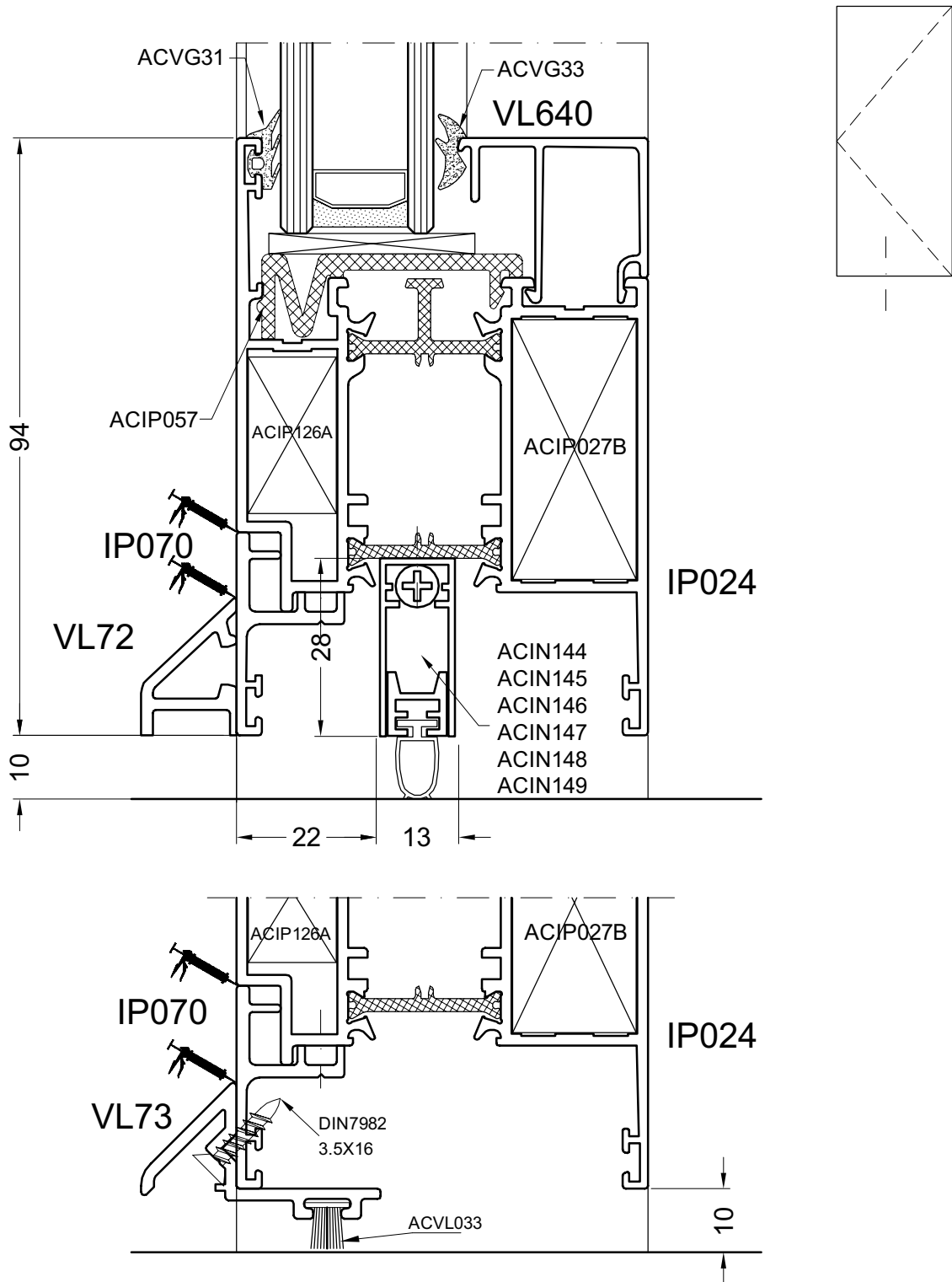
DOORSNEDE - COUPE - SCHNITT - SECTION



door39d

40A

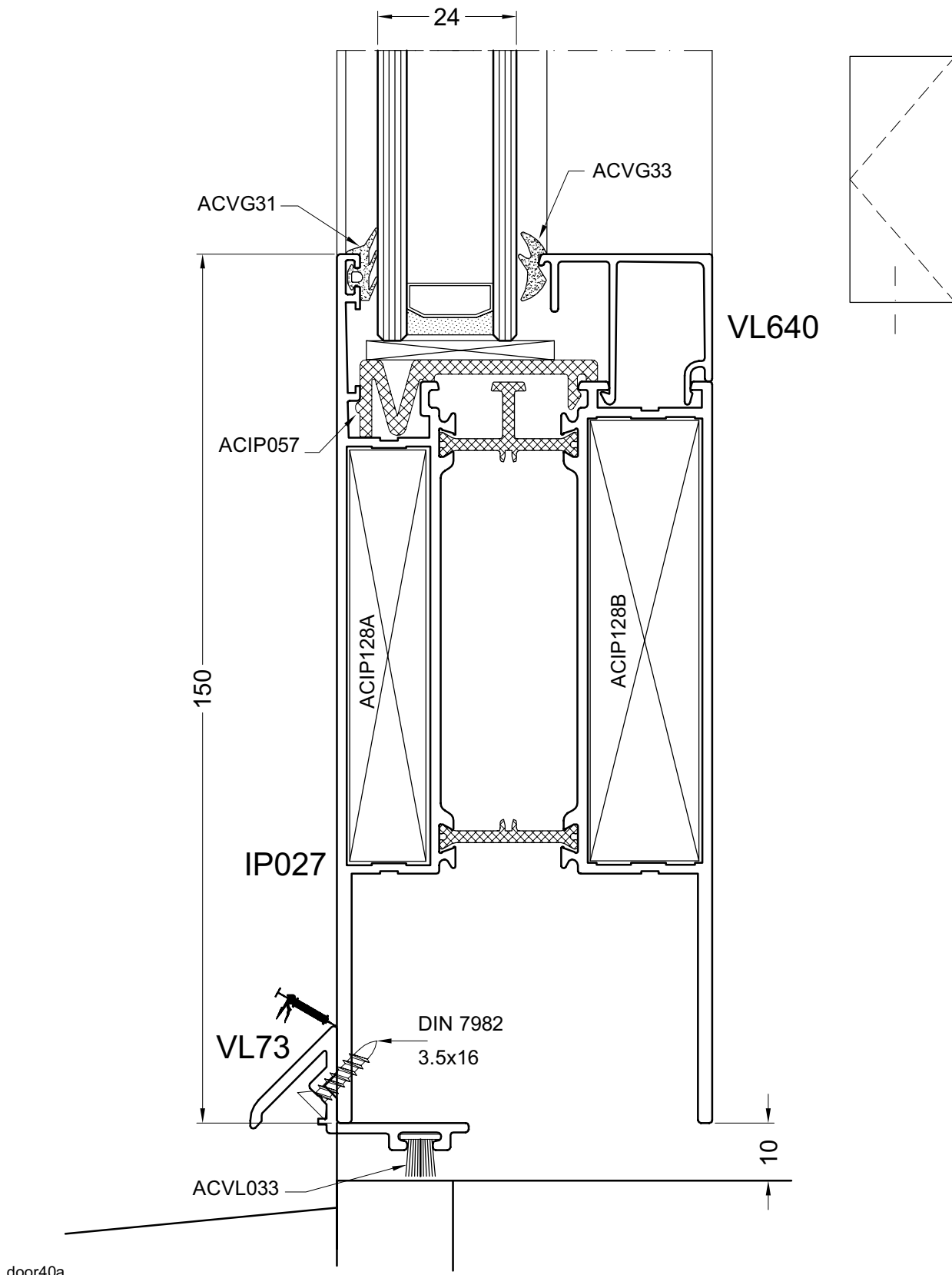
DOORSNEDE - COUPE - SCHNITT - SECTION



door40

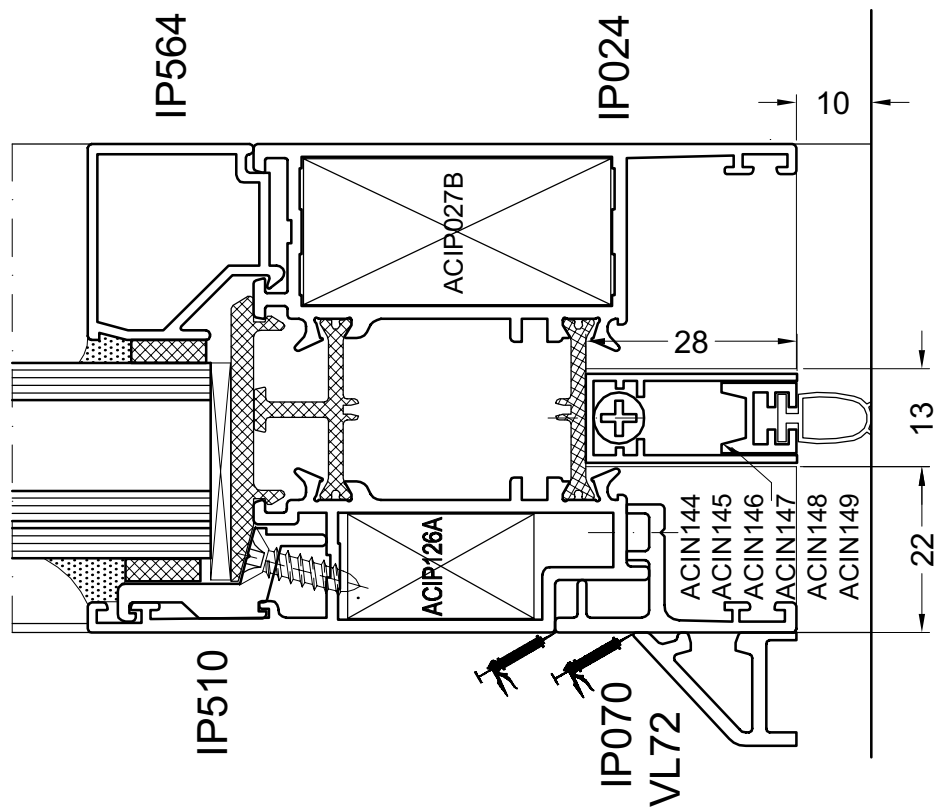
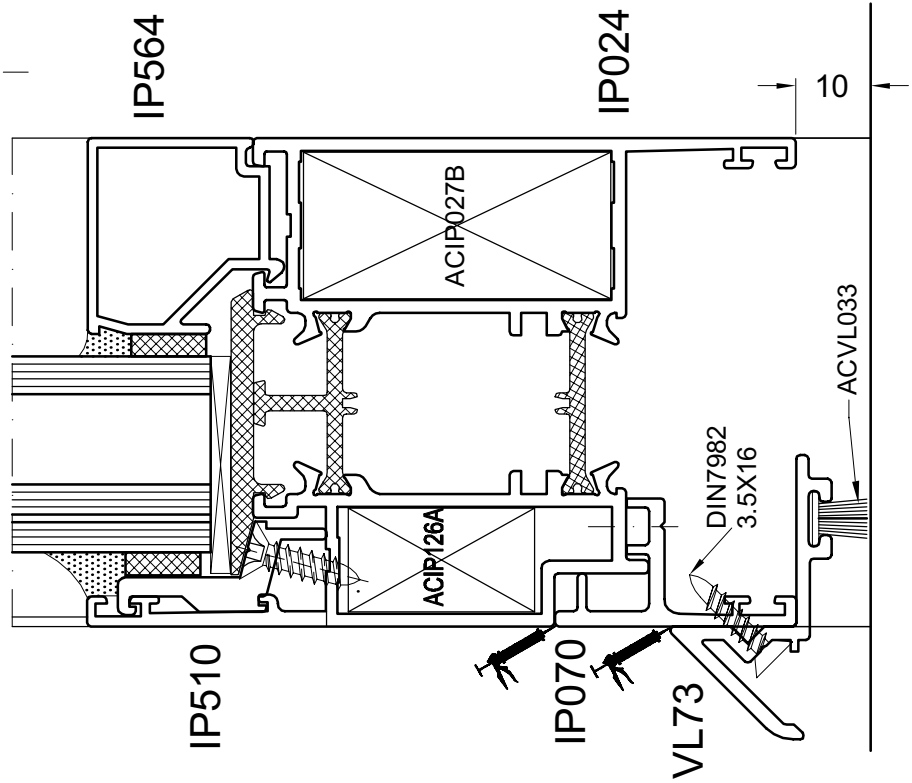
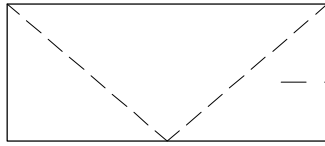
40B

DOORSNEDE - COUPE - SCHNITT - SECTION



40C

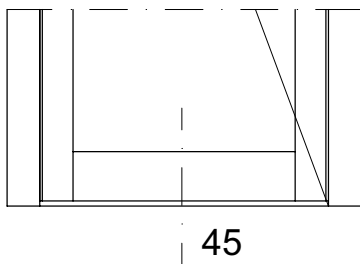
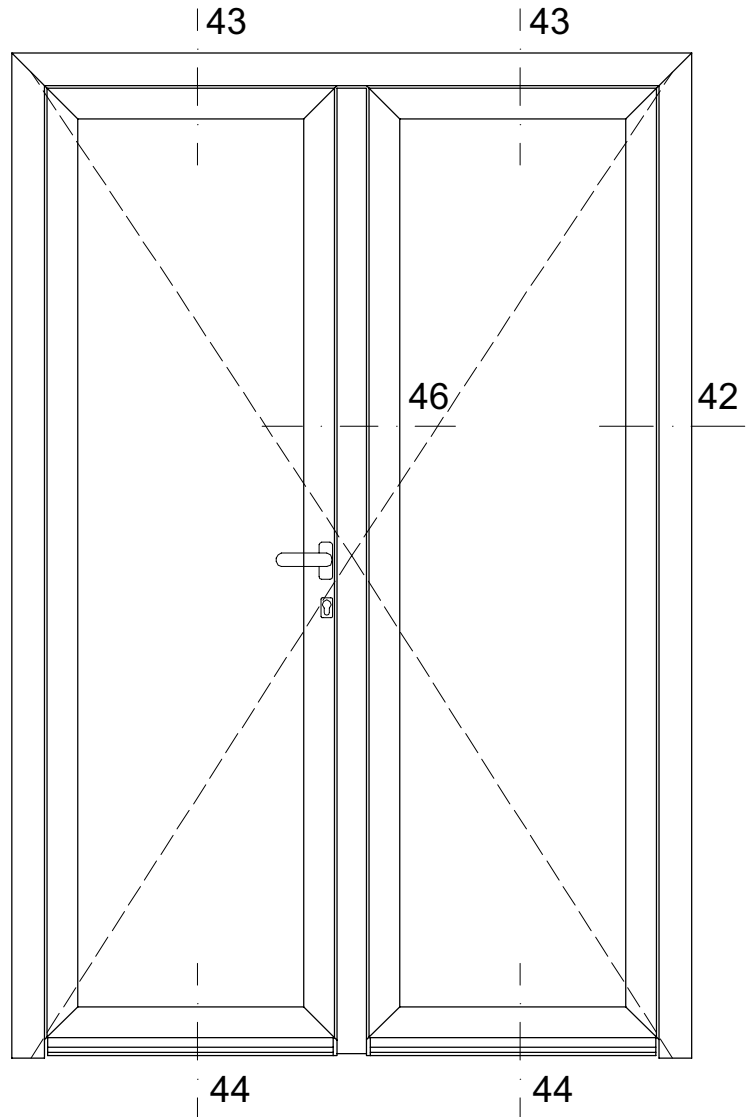
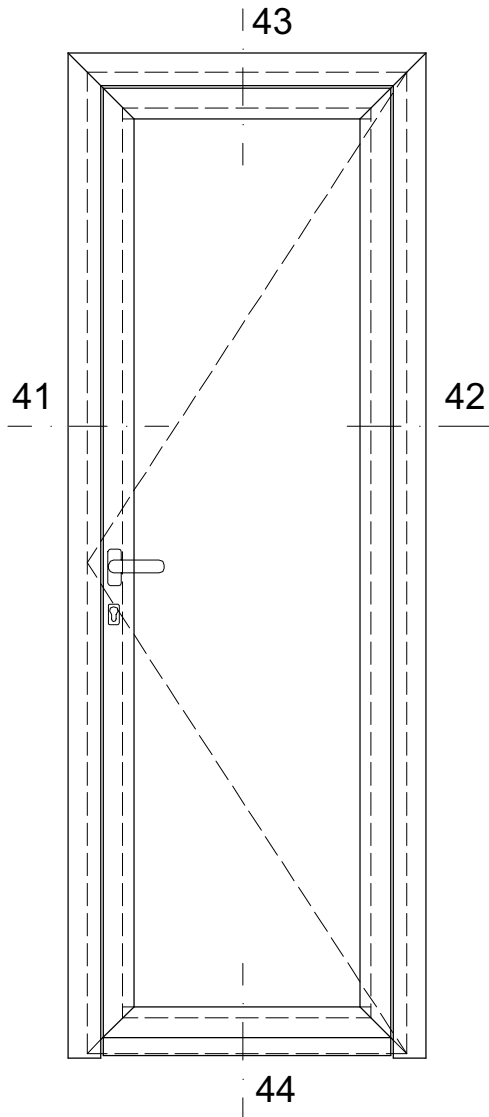
DOORSNEDE - COUPE - SCHNITT - SECTION



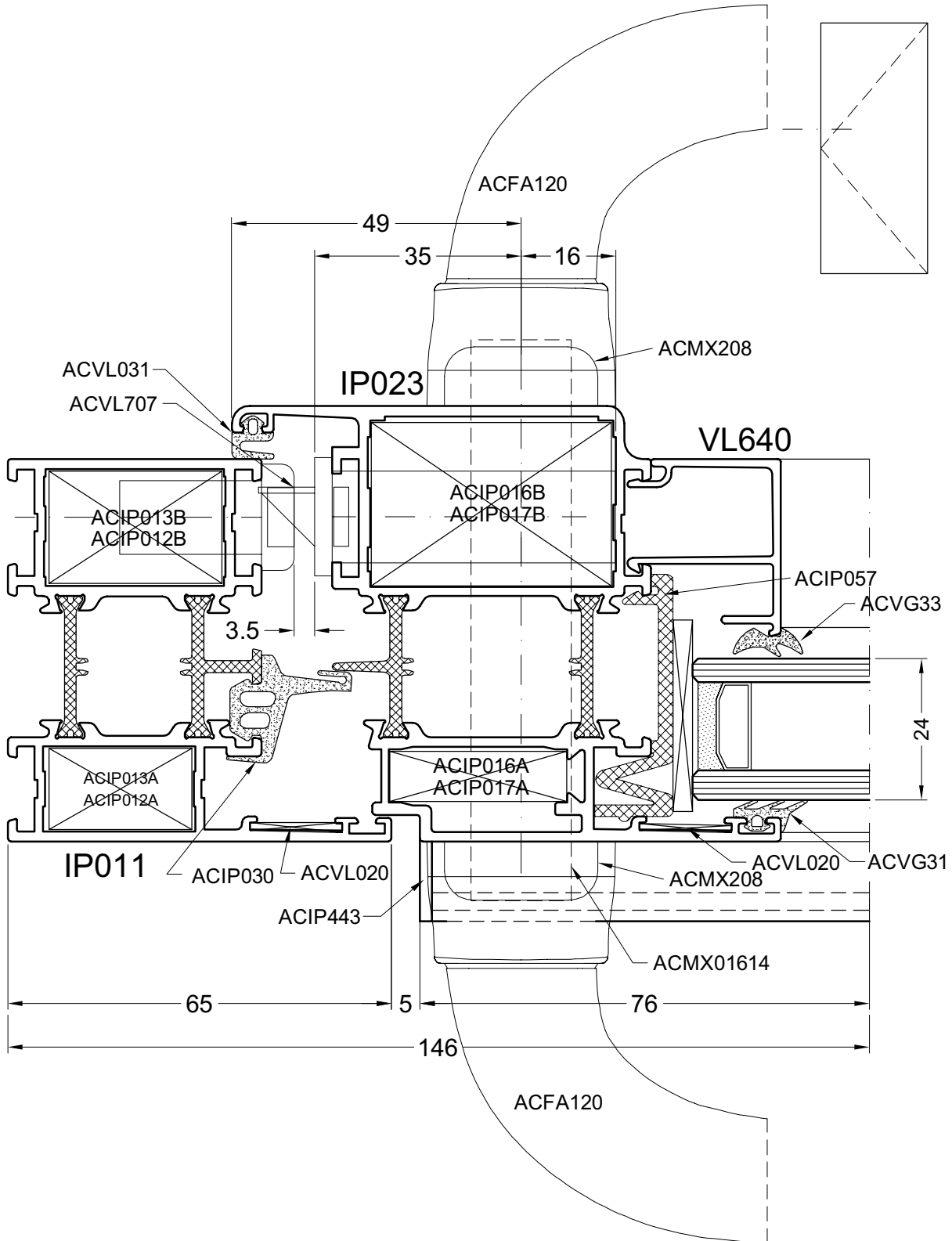
door40b

OPDEK DEUREN
PORTES A FRAPPE
ANSCHLAG TUREN
TOUCH DOORS

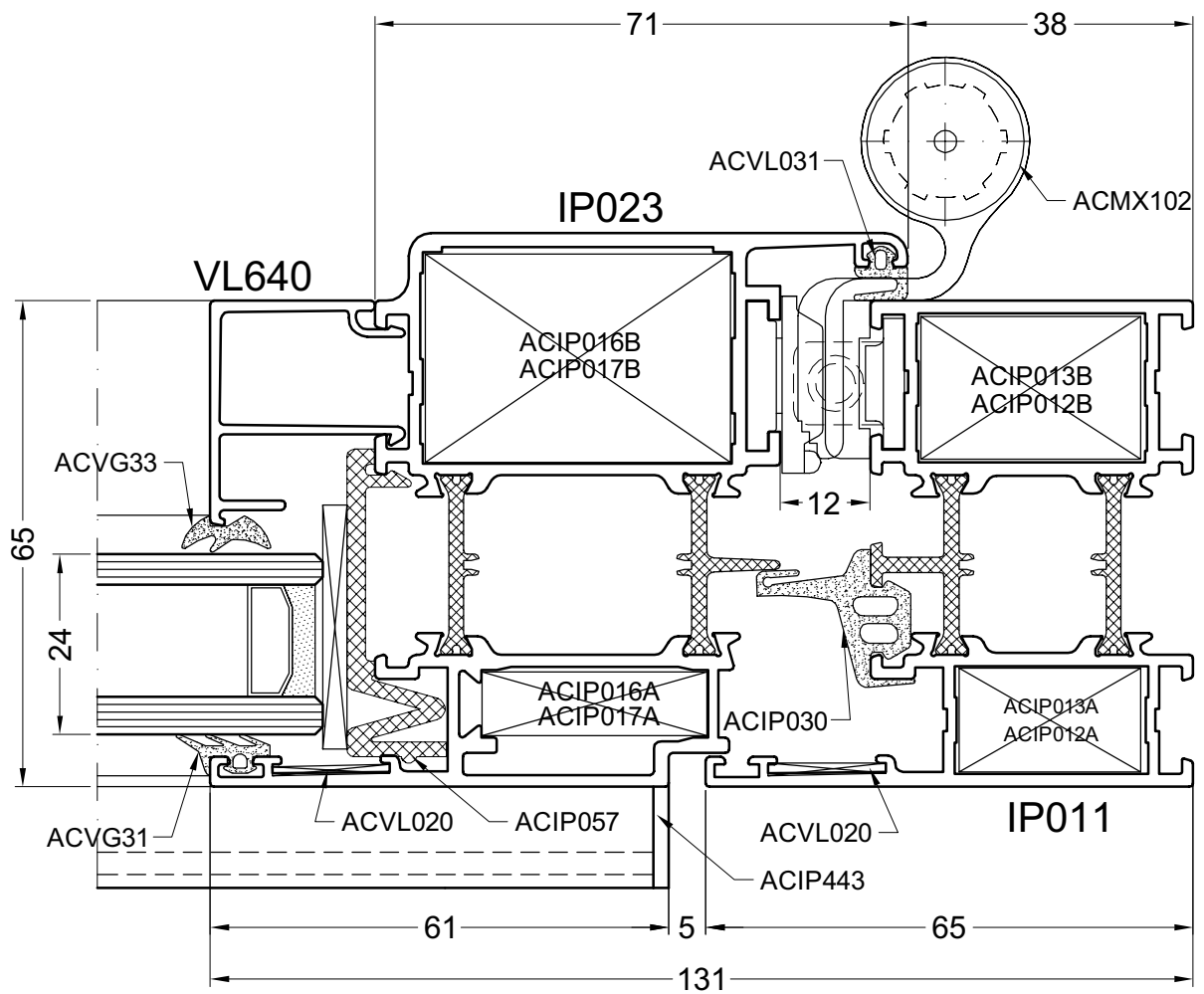
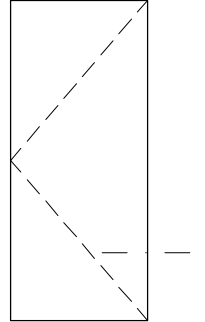
DOORSNEDE - COUPE - SCHNITT - SECTION



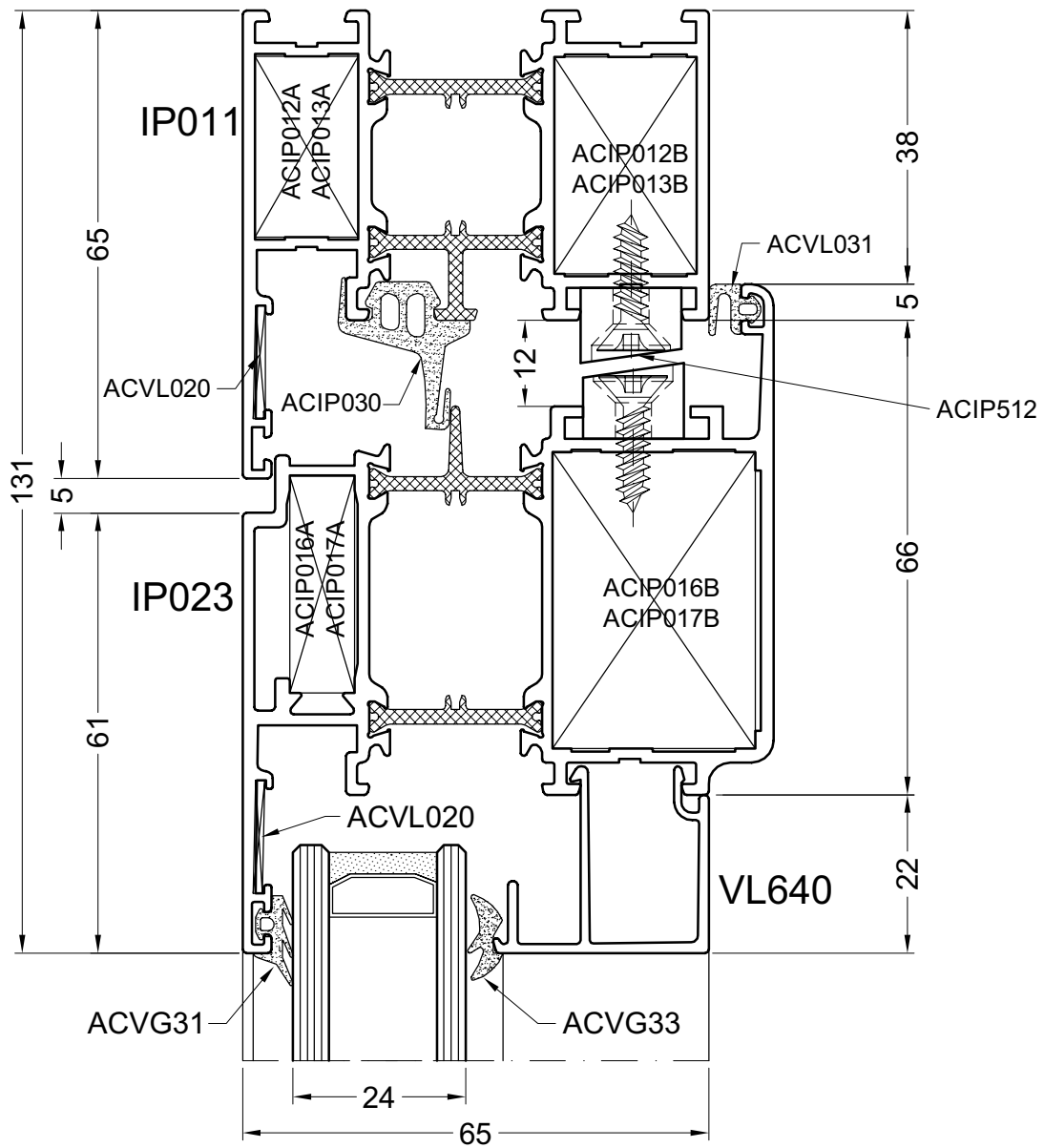
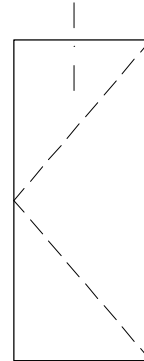
type1



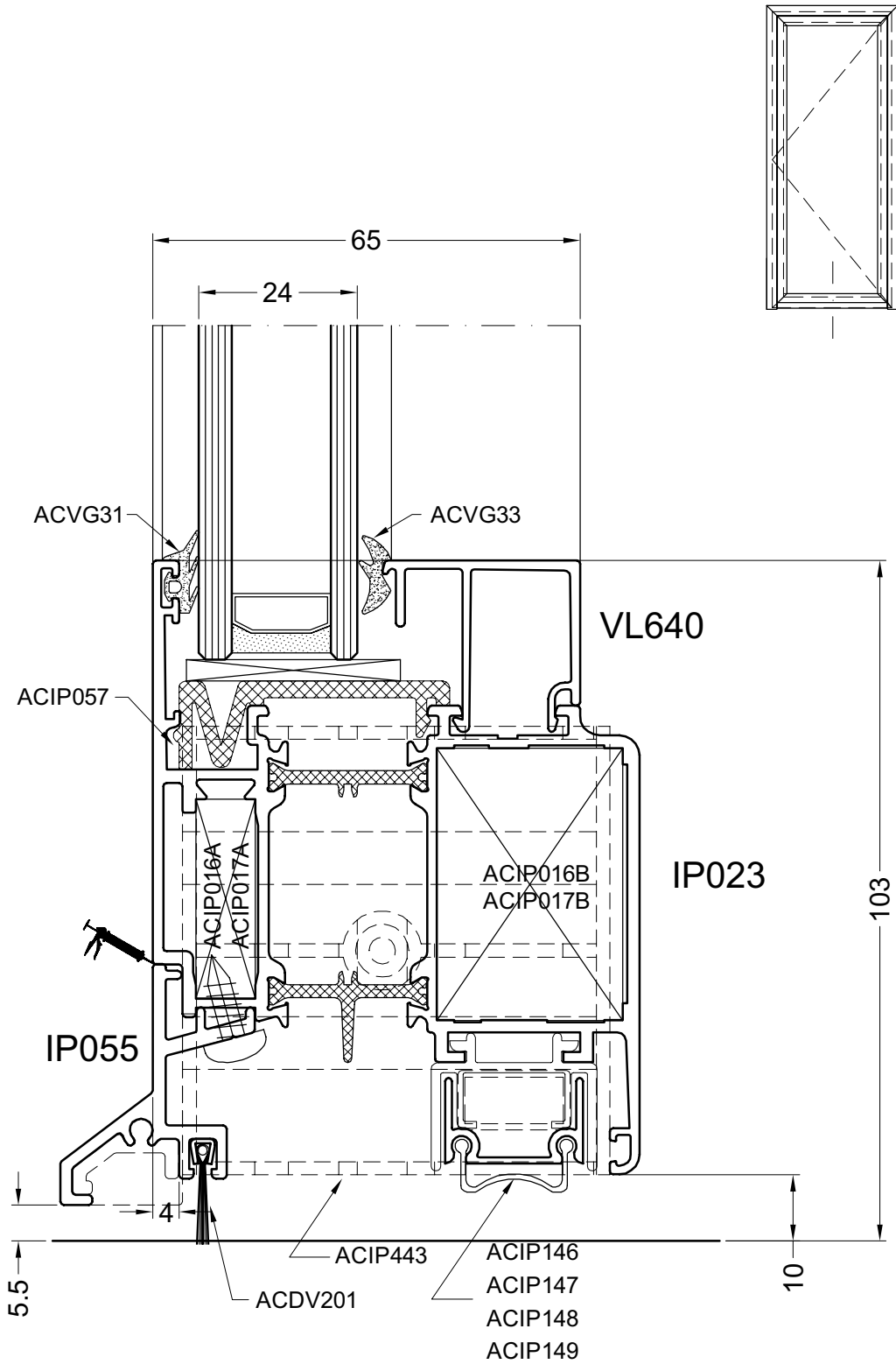
door36d



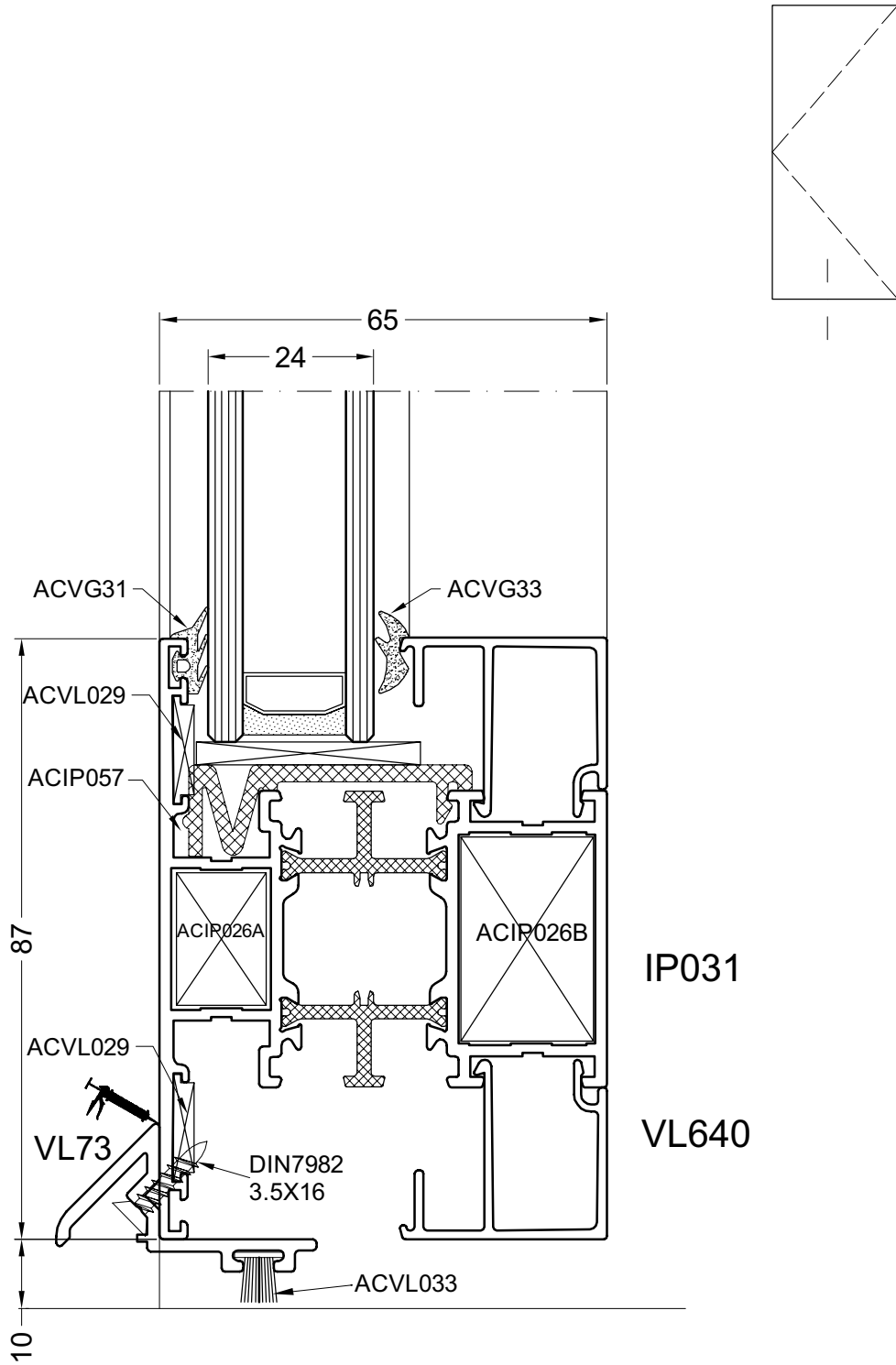
door33d



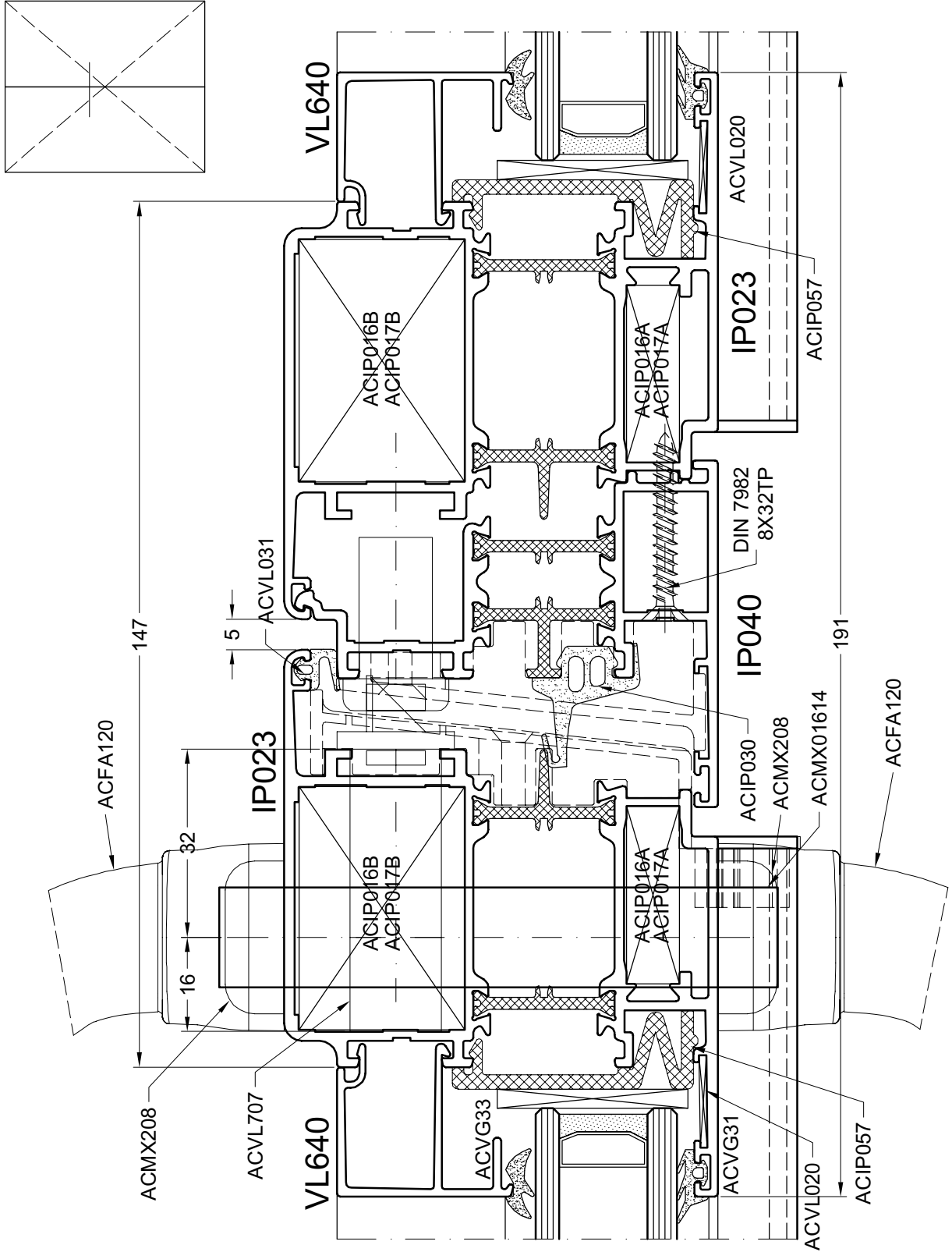
door32d



door41



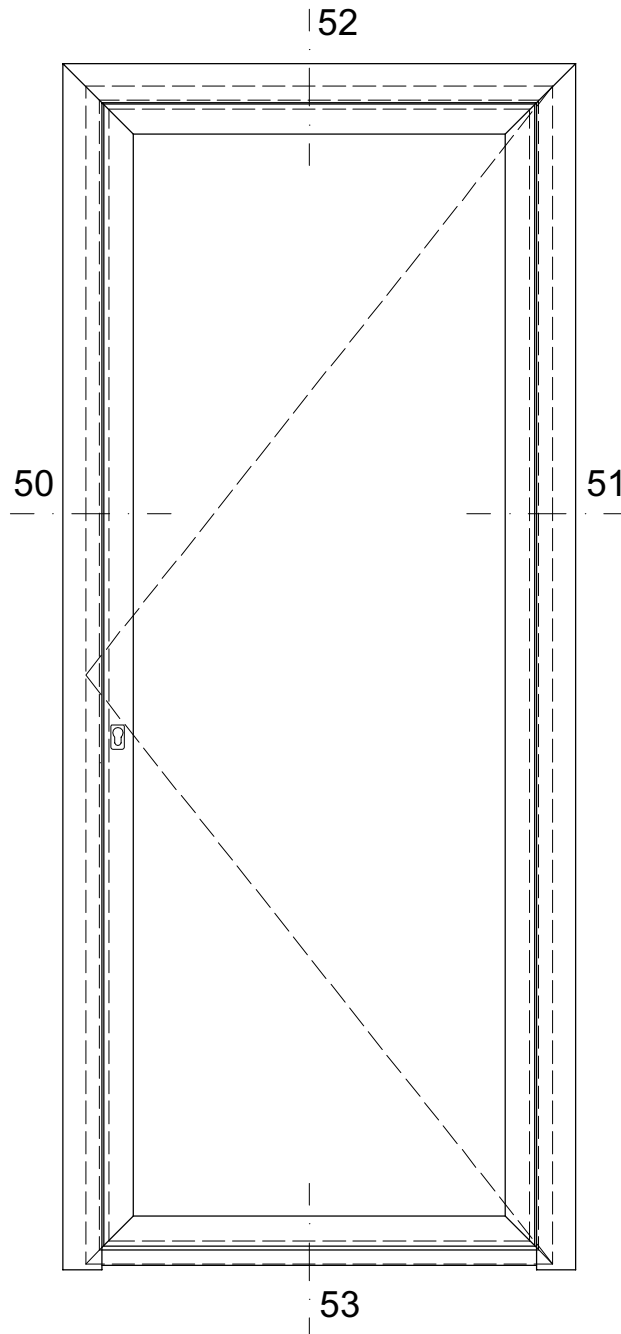
door45



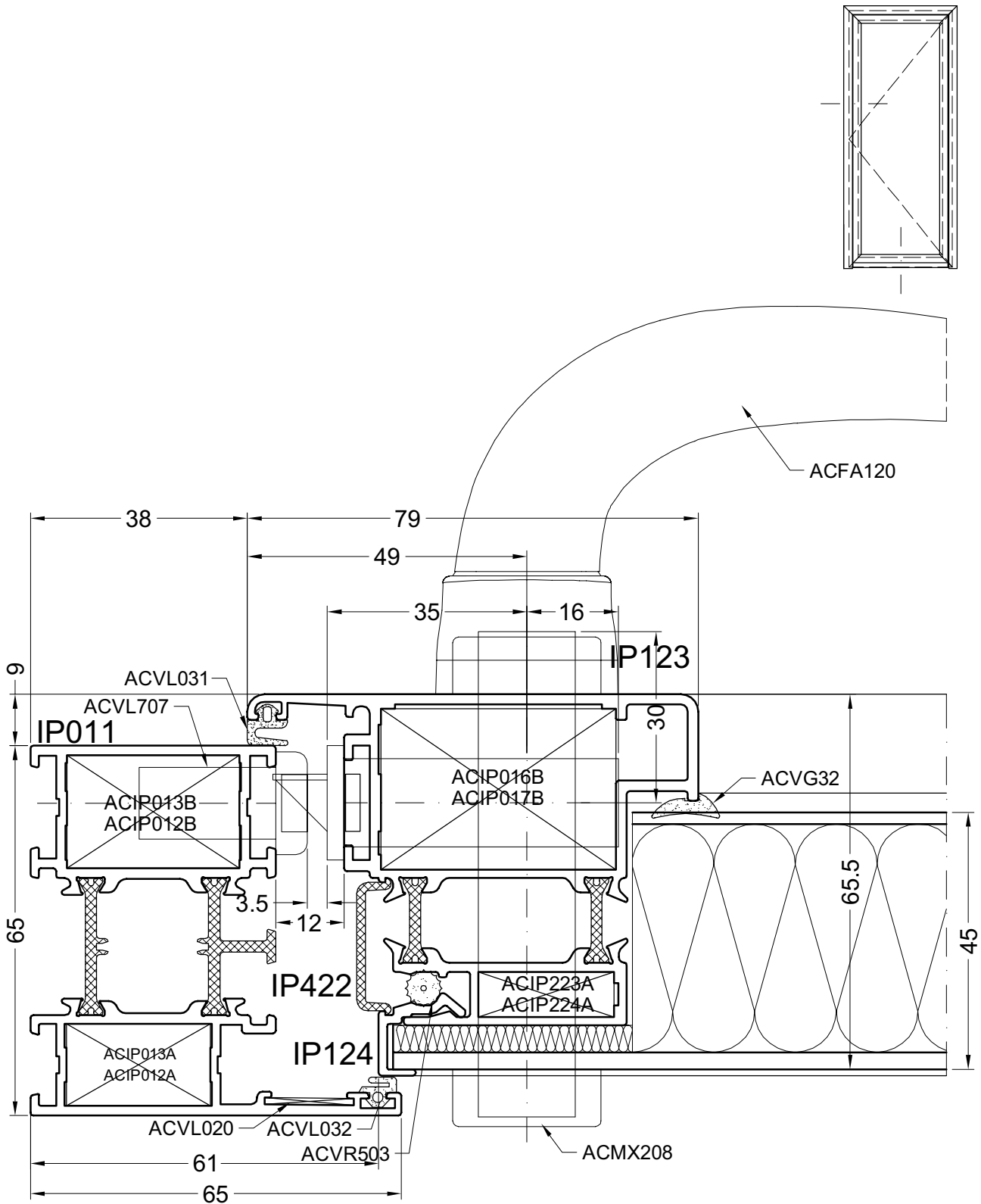
door46

PANEELDEUR
PORTE PANNEAU
PANALE TUR
PANELDOOR

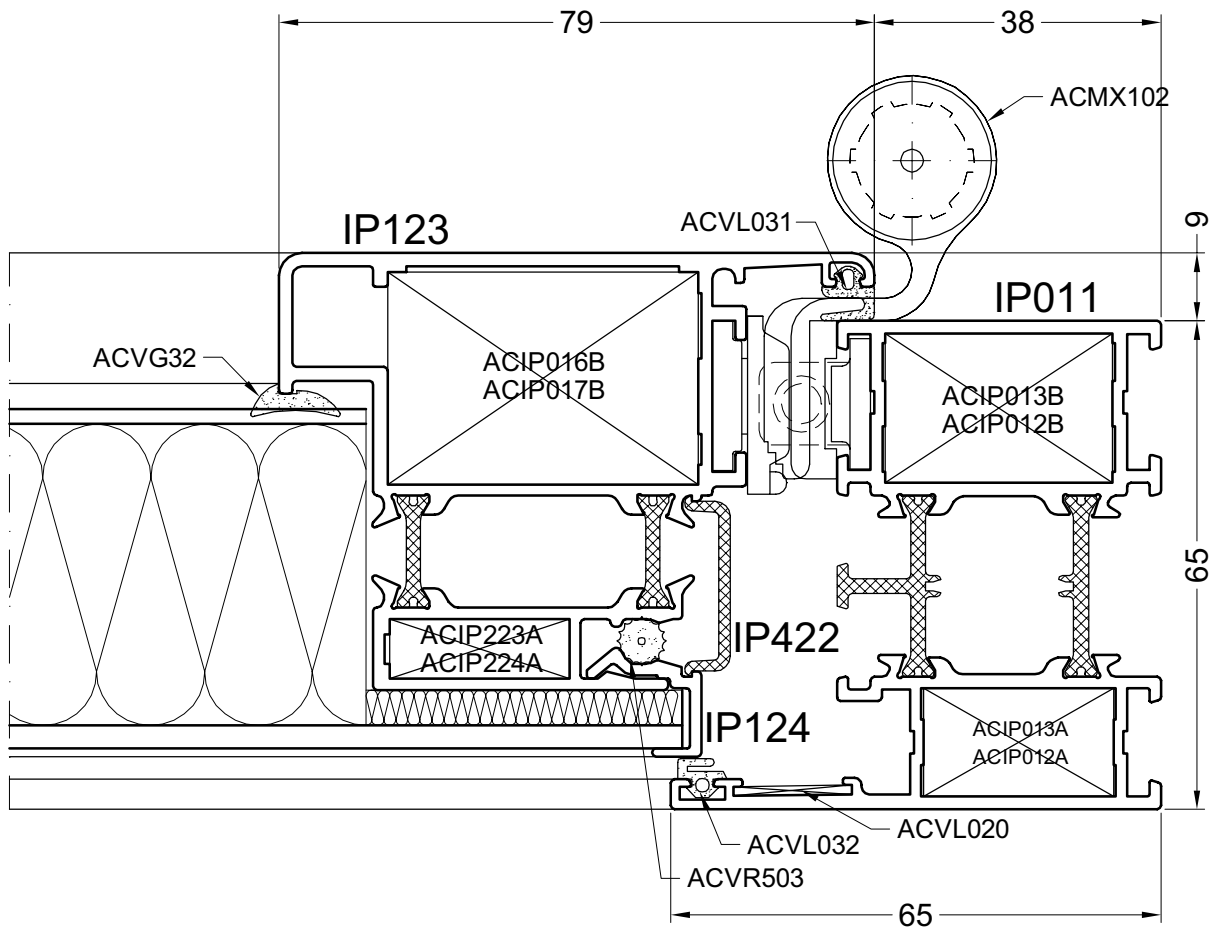
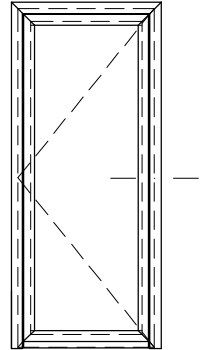
DOORSNEDE - COUPE - SCHNITT - SECTION

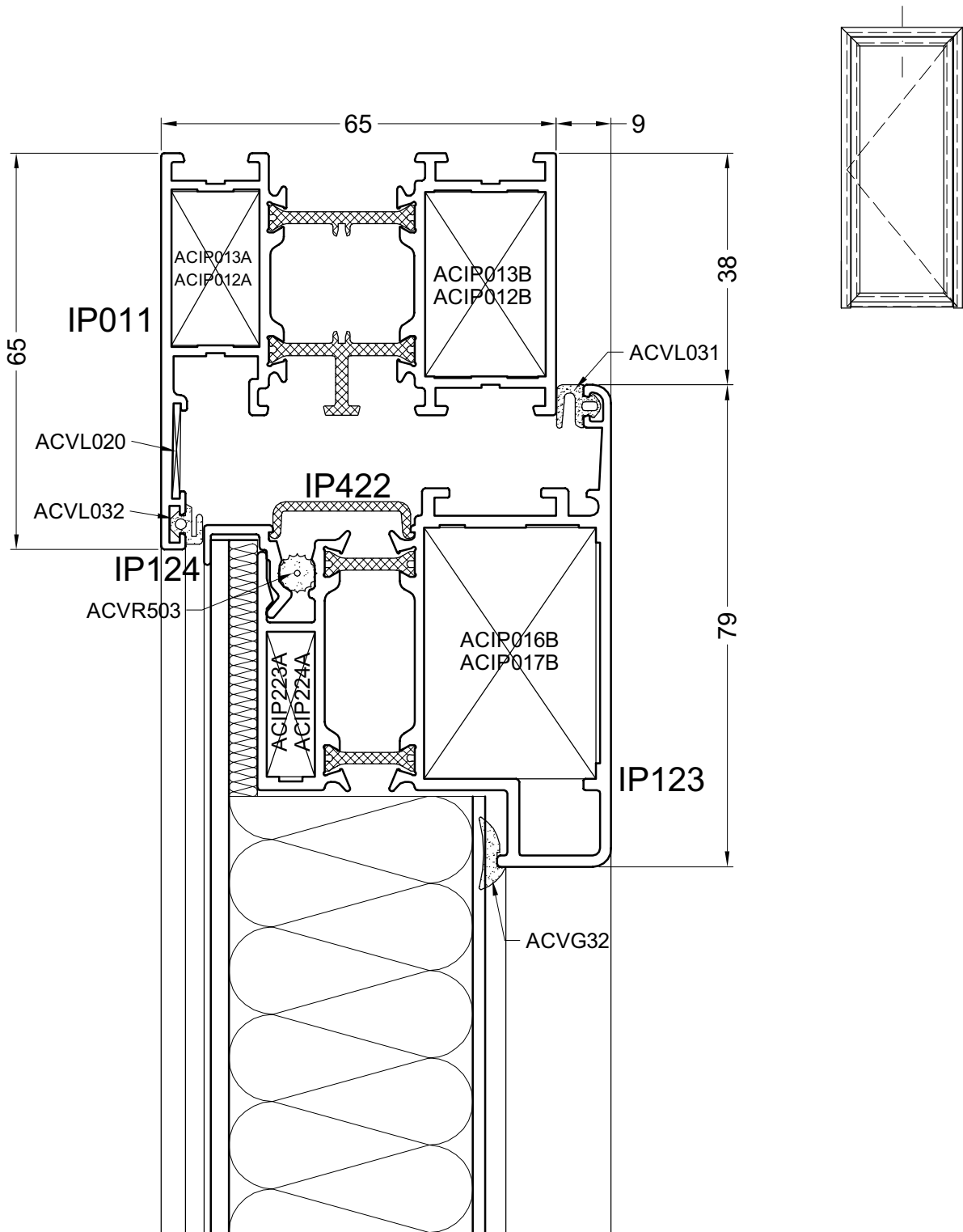


TYPE2

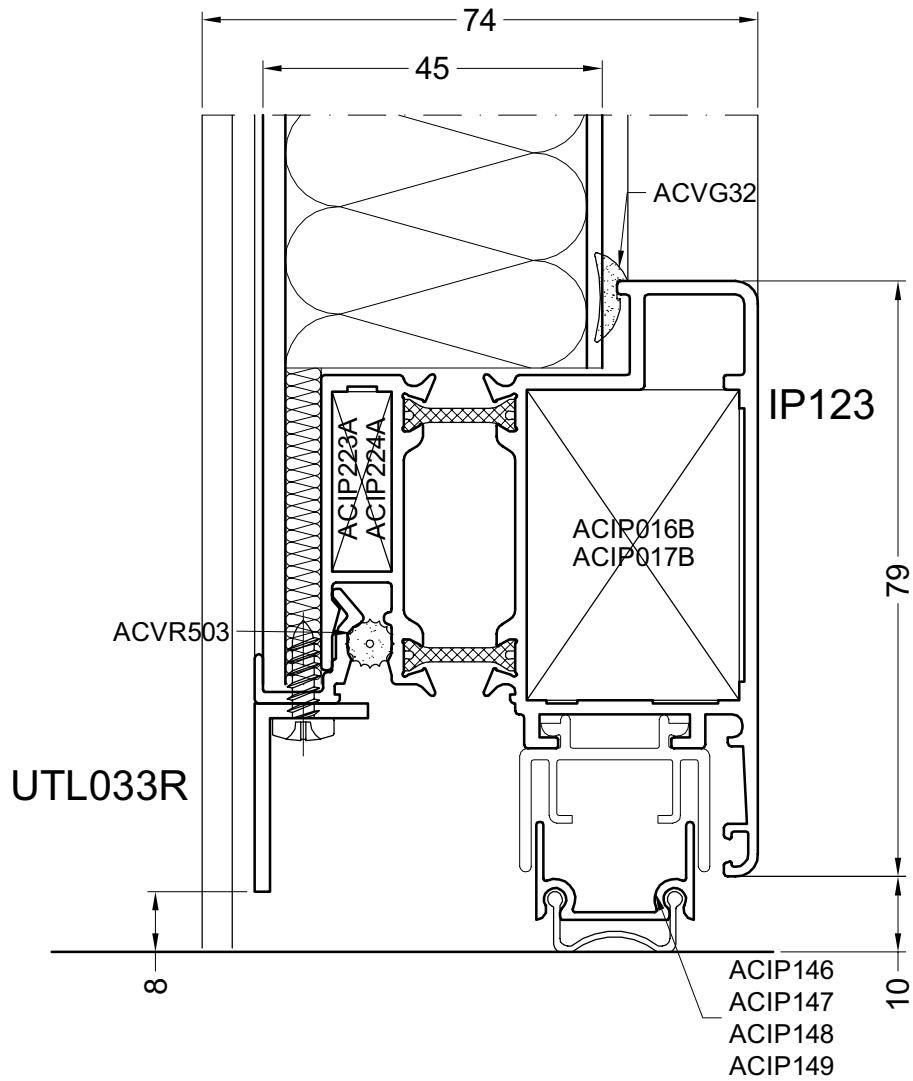
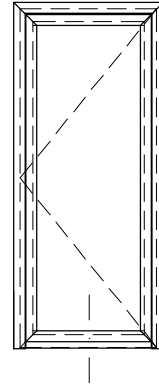


DOOR50A





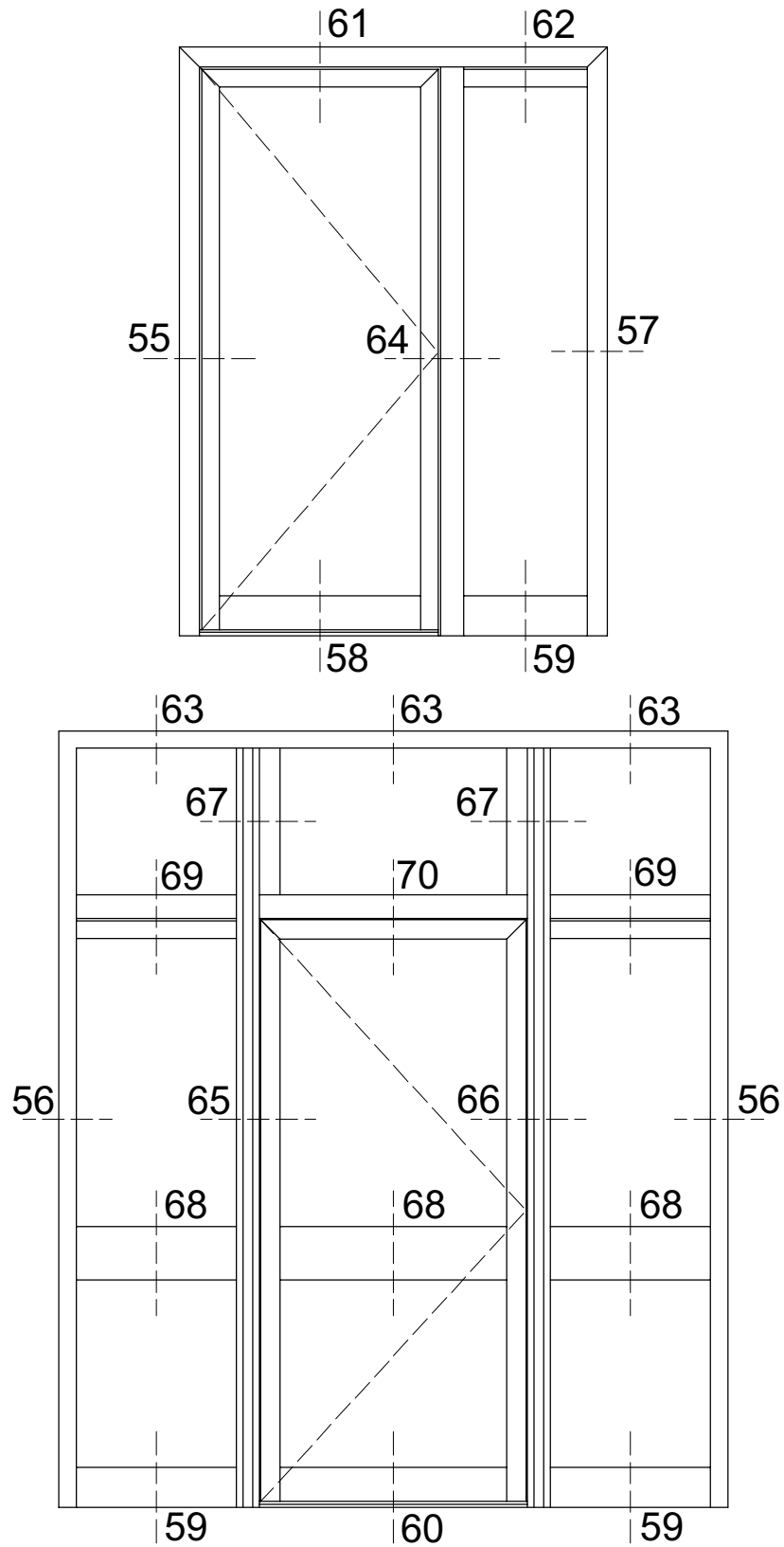
DOOR52A



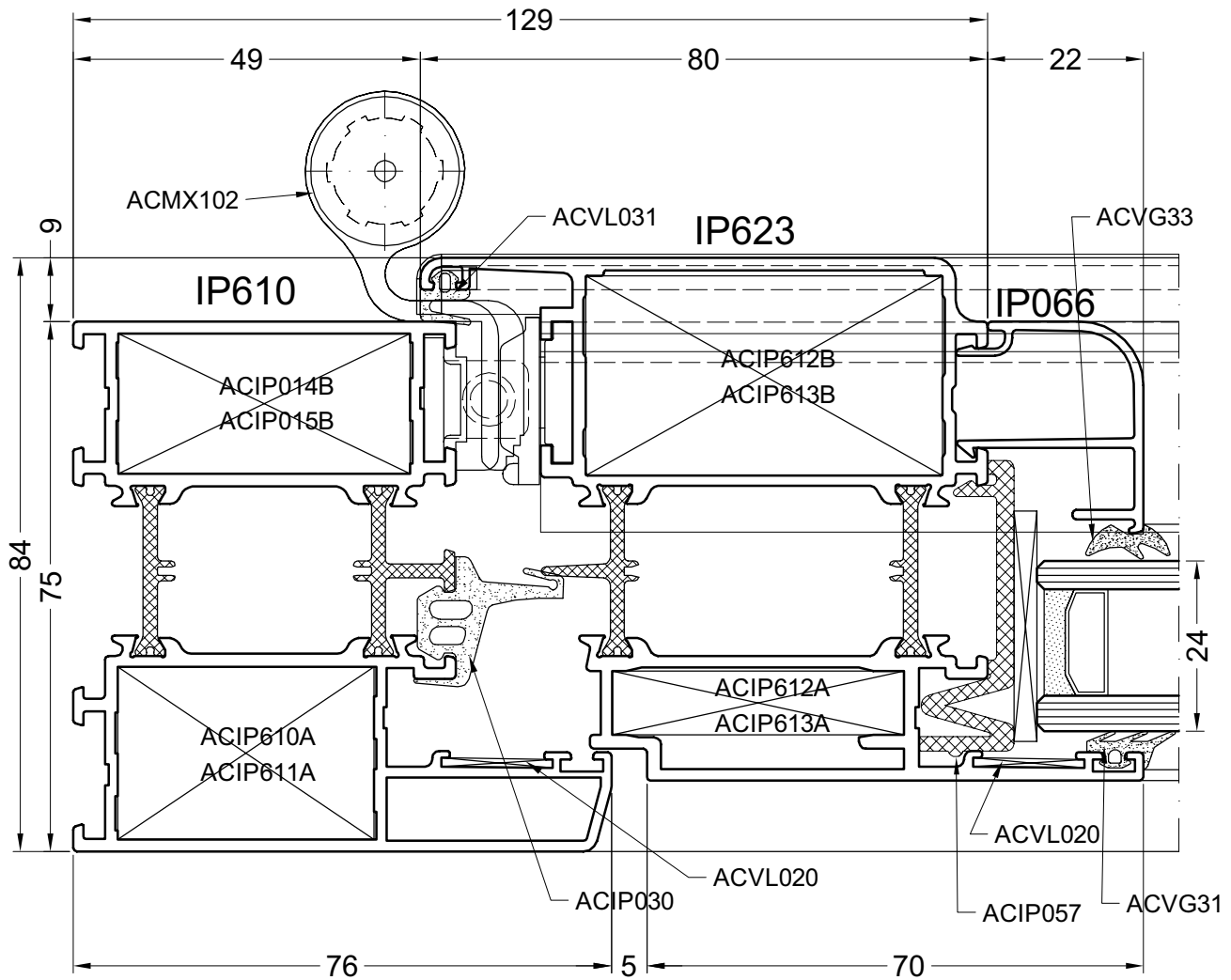
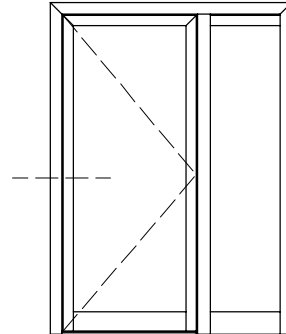
door41b

DUITSE DEUR
PORTE ALLEMANDE
DEUTSCHE TUR
GERMAN DOOR

DOORSNEDE - COUPE - SCHNITT - SECTION



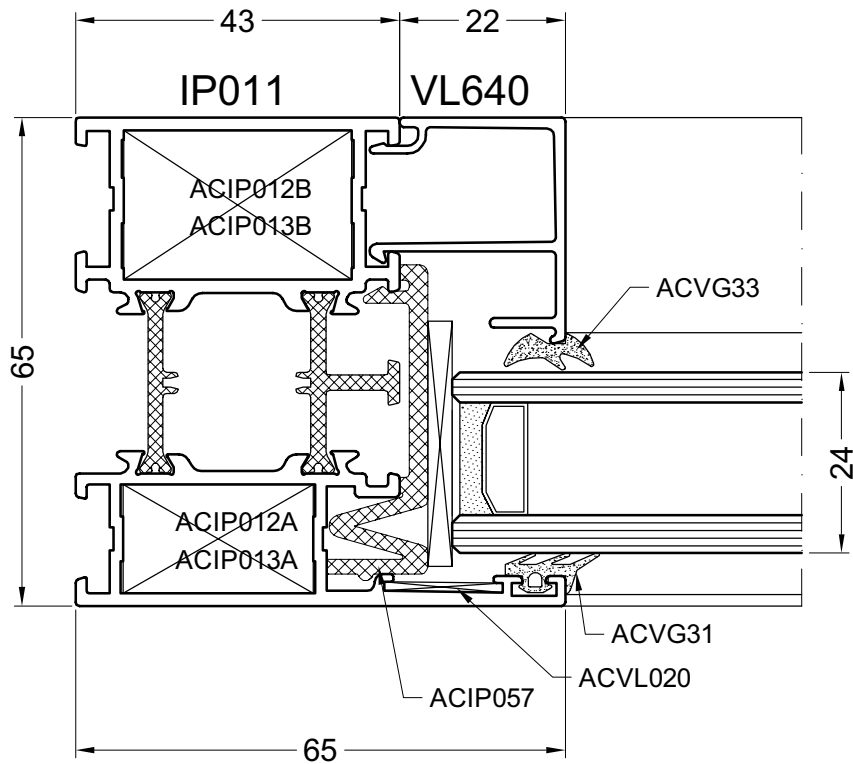
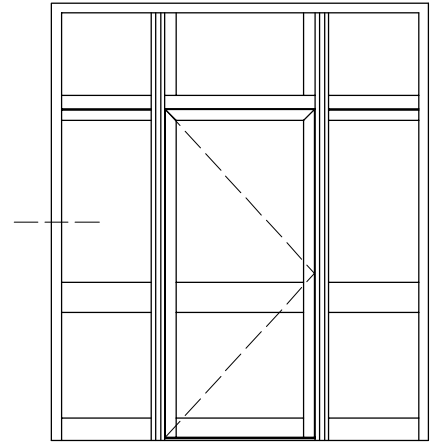
overz



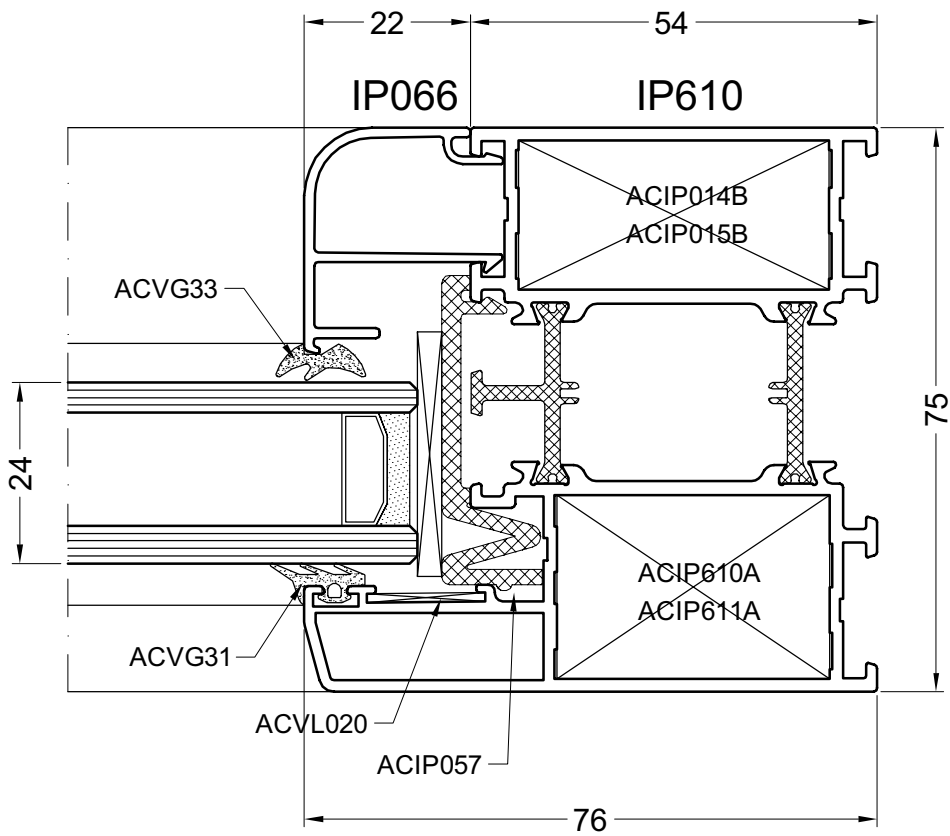
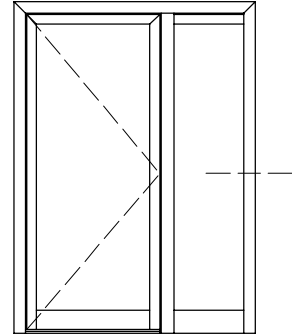
door55a

56

DOORSNEDE - COUPE - SCHNITT - SECTION



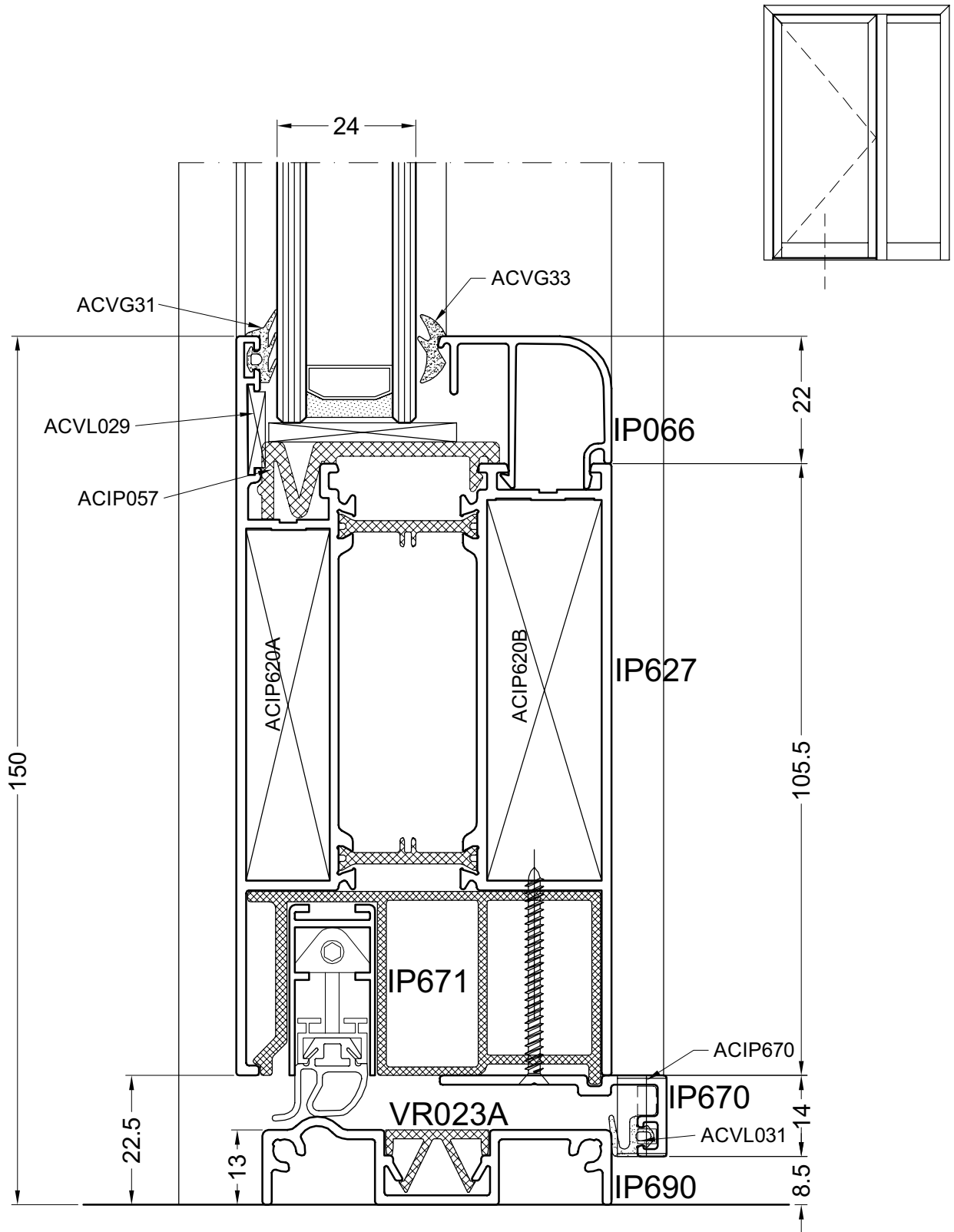
door56a



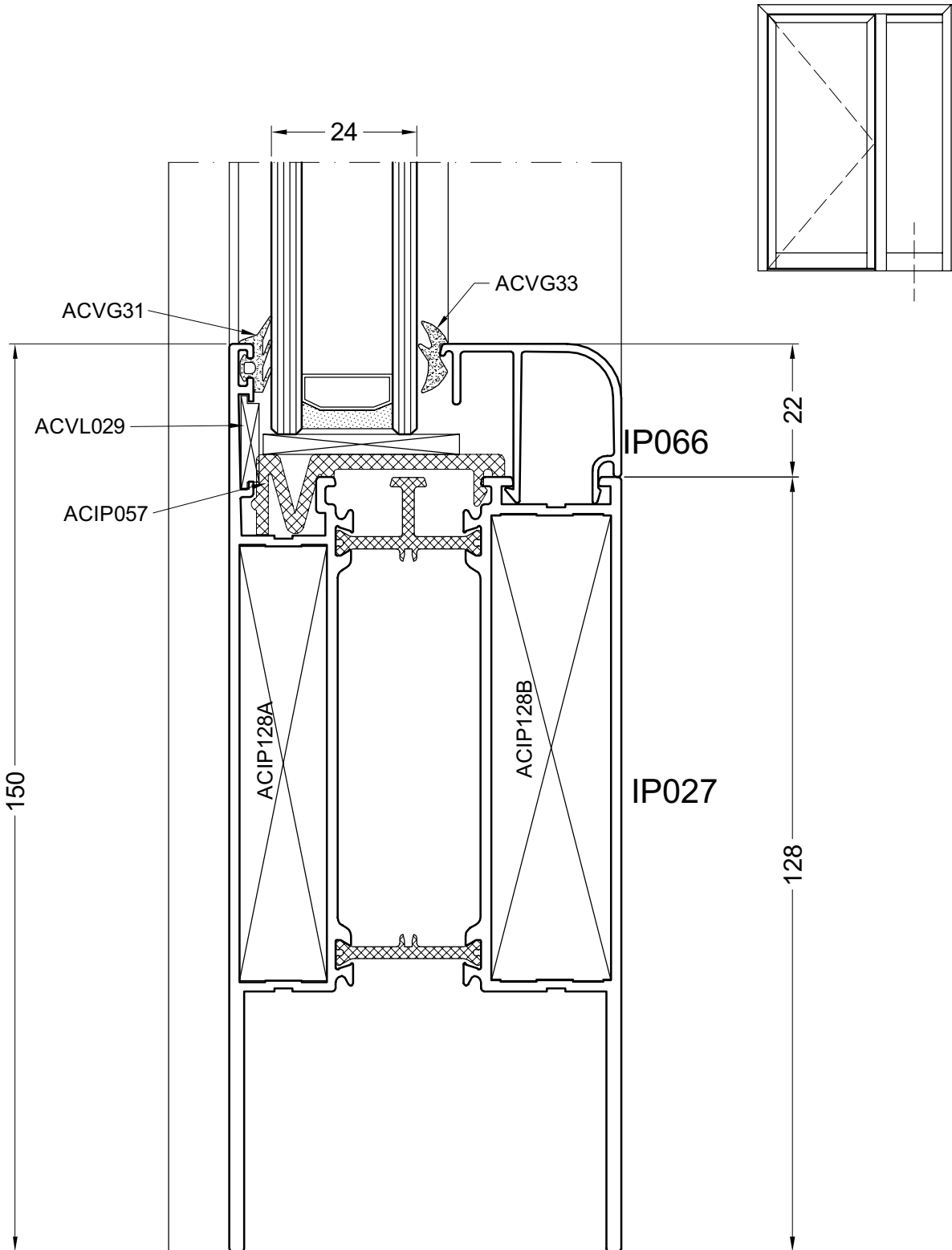
door57a

58

DOORSNEDE - COUPE - SCHNITT - SECTION



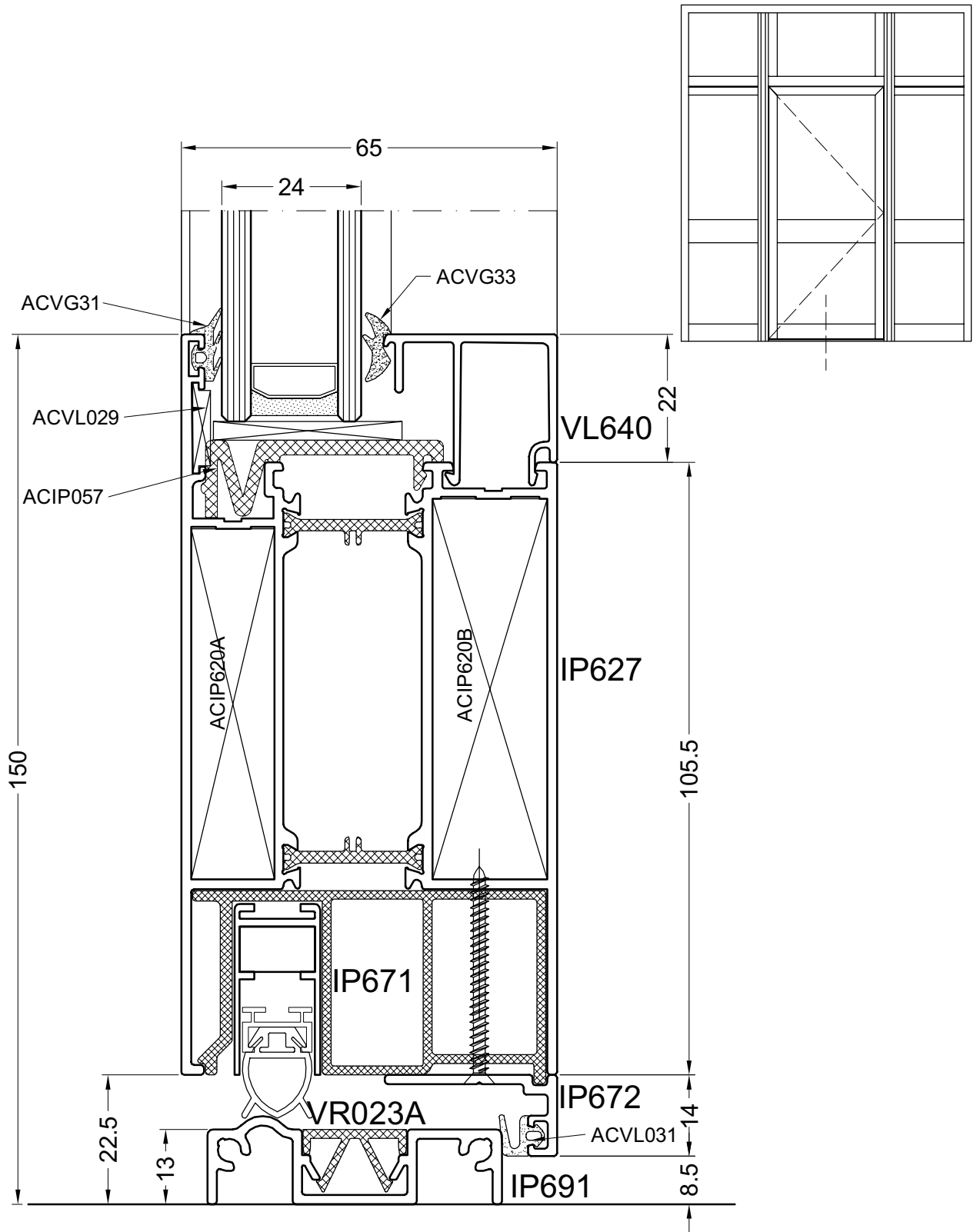
door58a



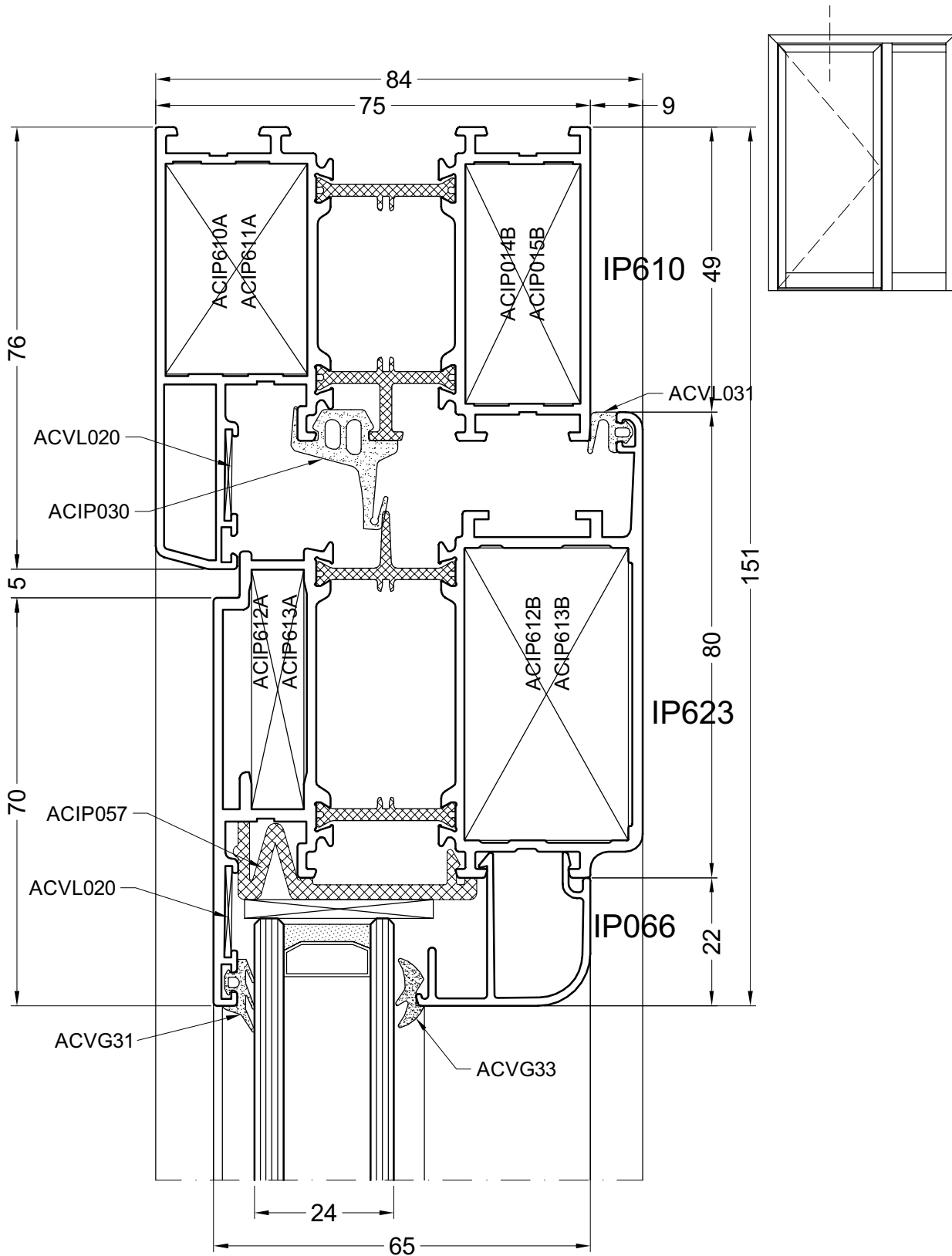
door59a

60

DOORSNEDE - COUPE - SCHNITT - SECTION



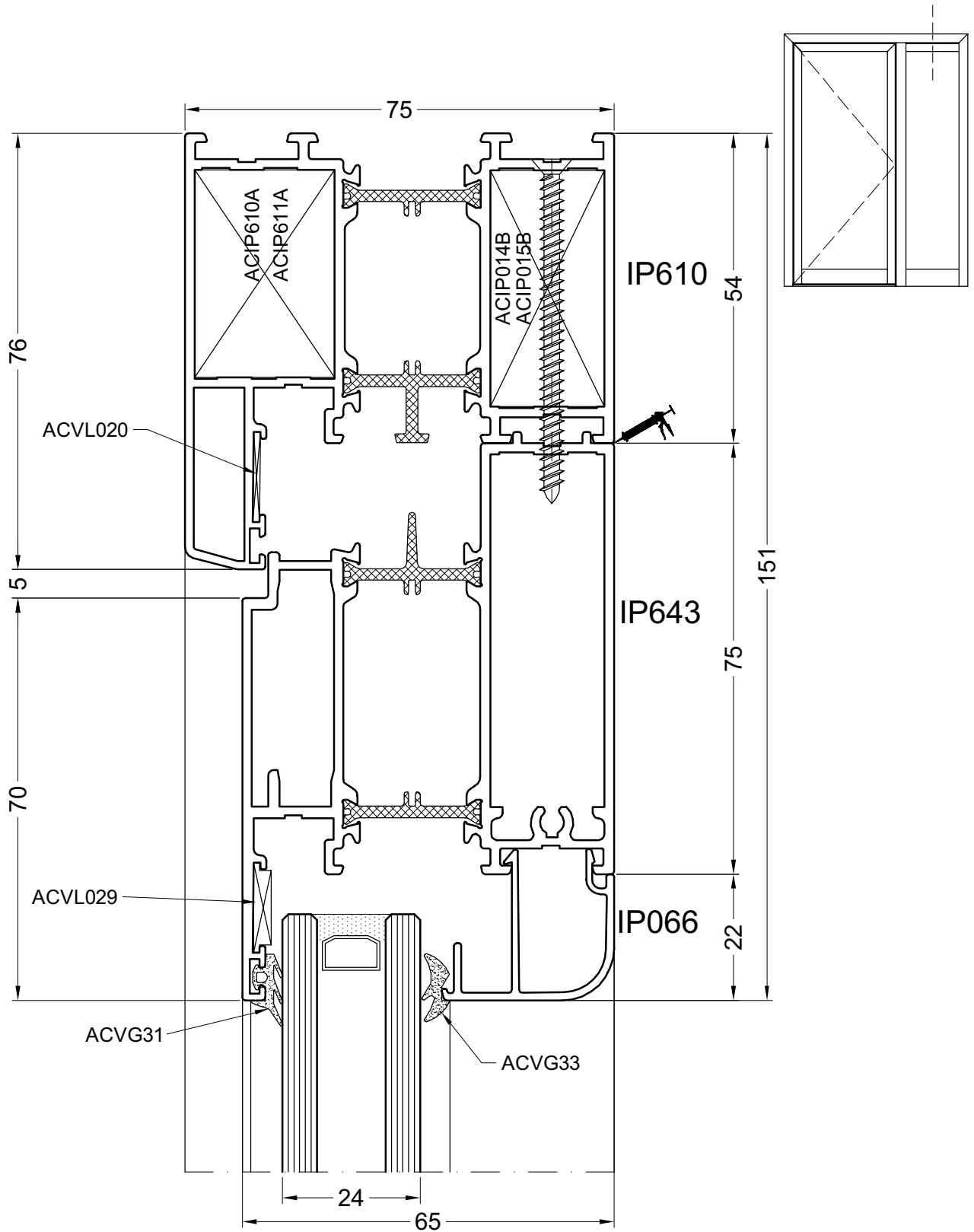
door60a



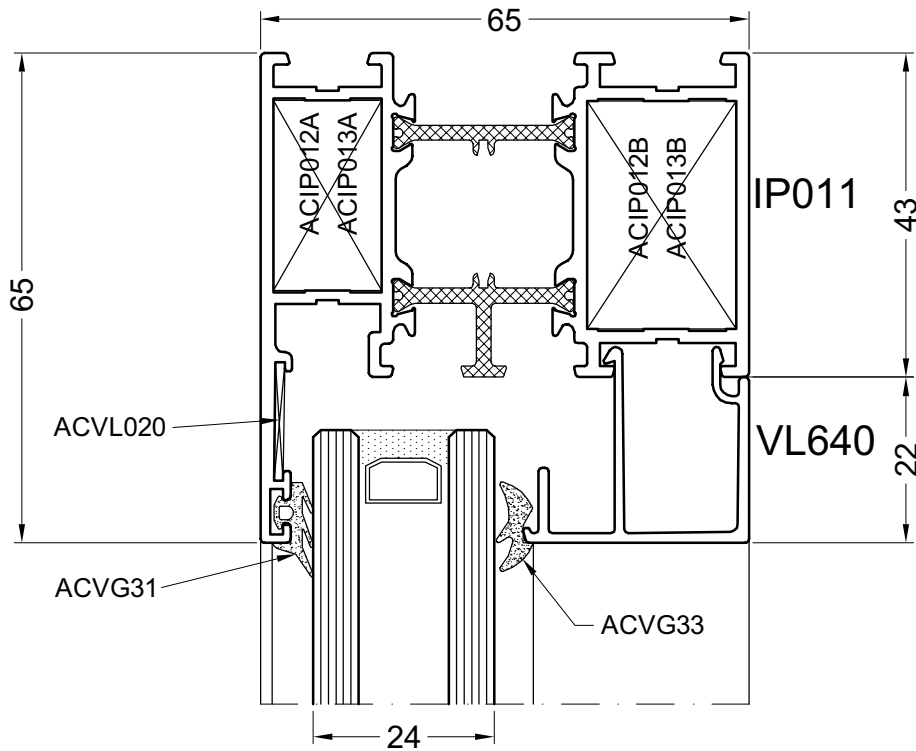
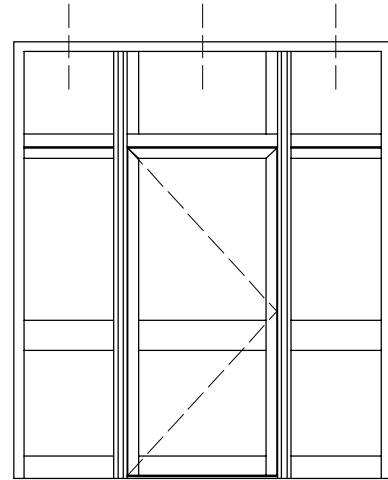
door61a

62

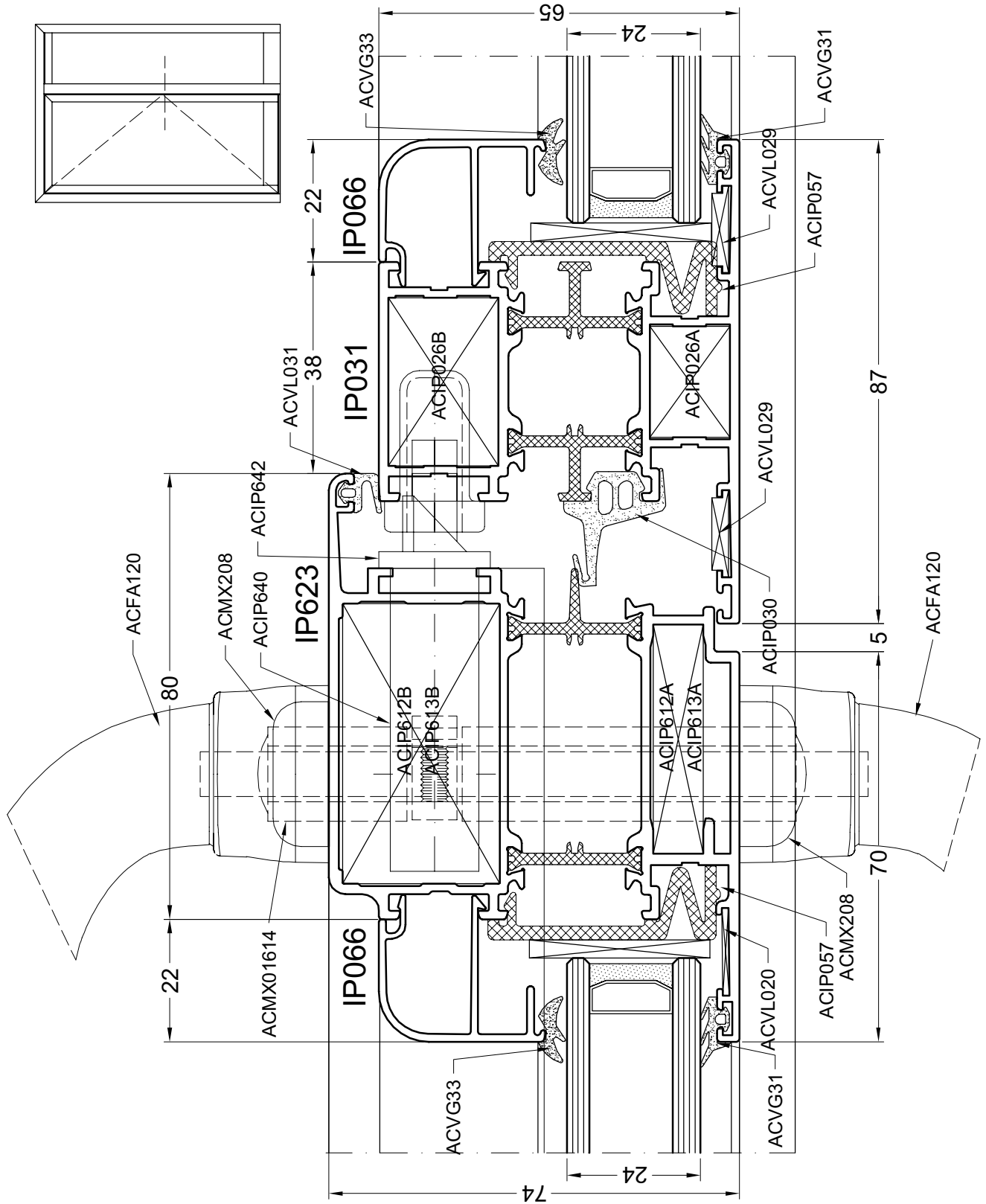
DOORSNEDE - COUPE - SCHNITT - SECTION



door62a



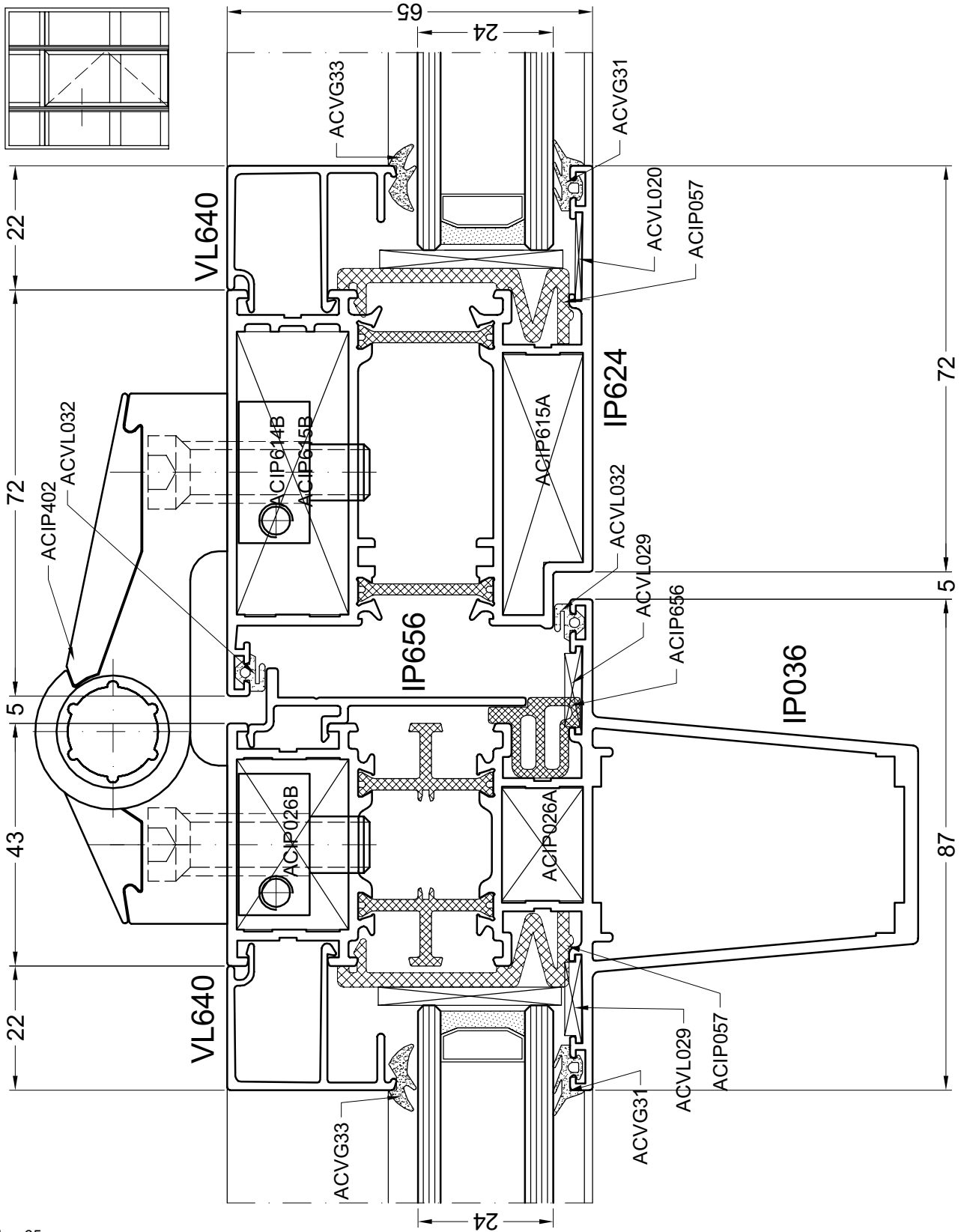
door63a



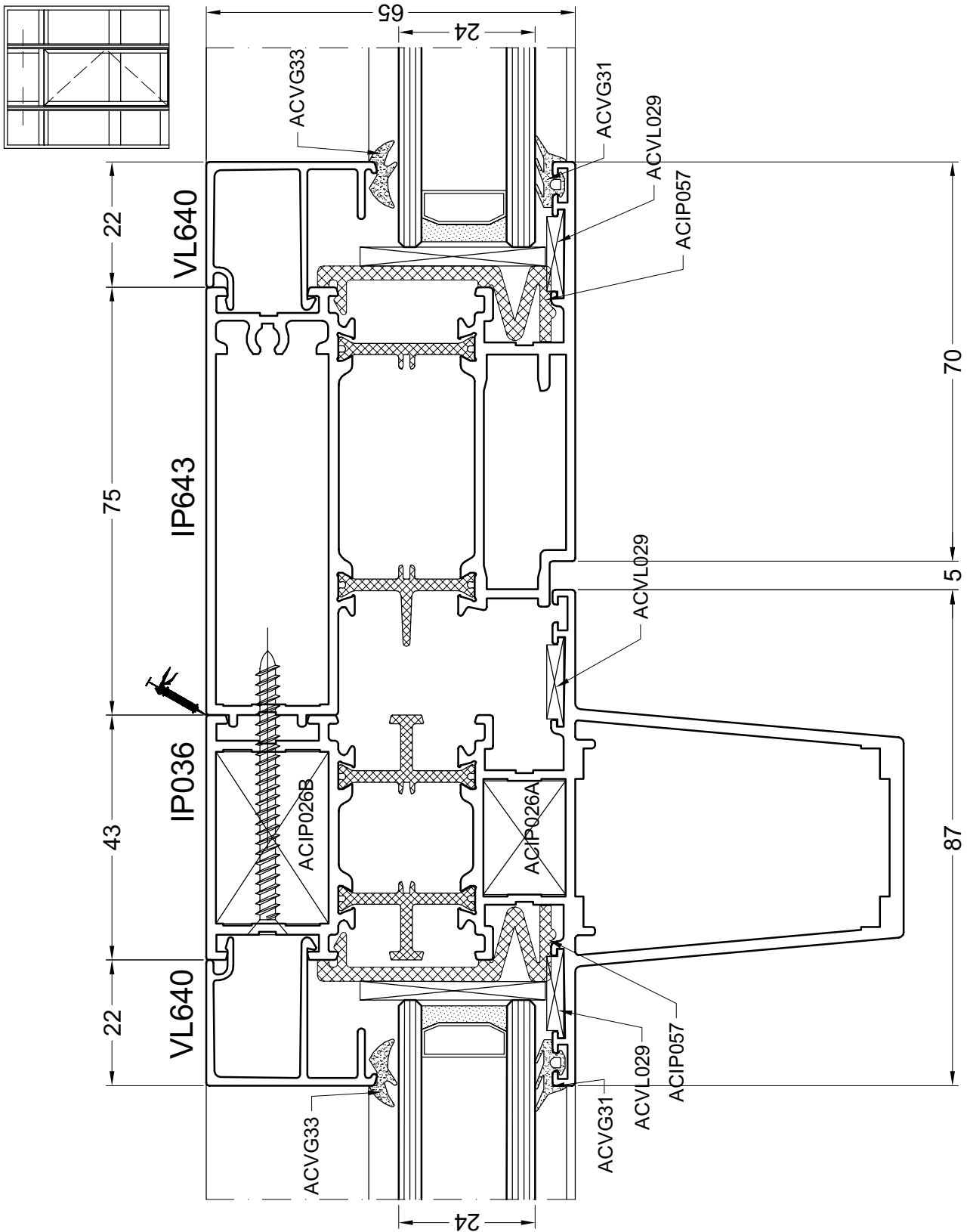
door64a

65

DOORSNEDE - COUPE - SCHNITT - SECTION



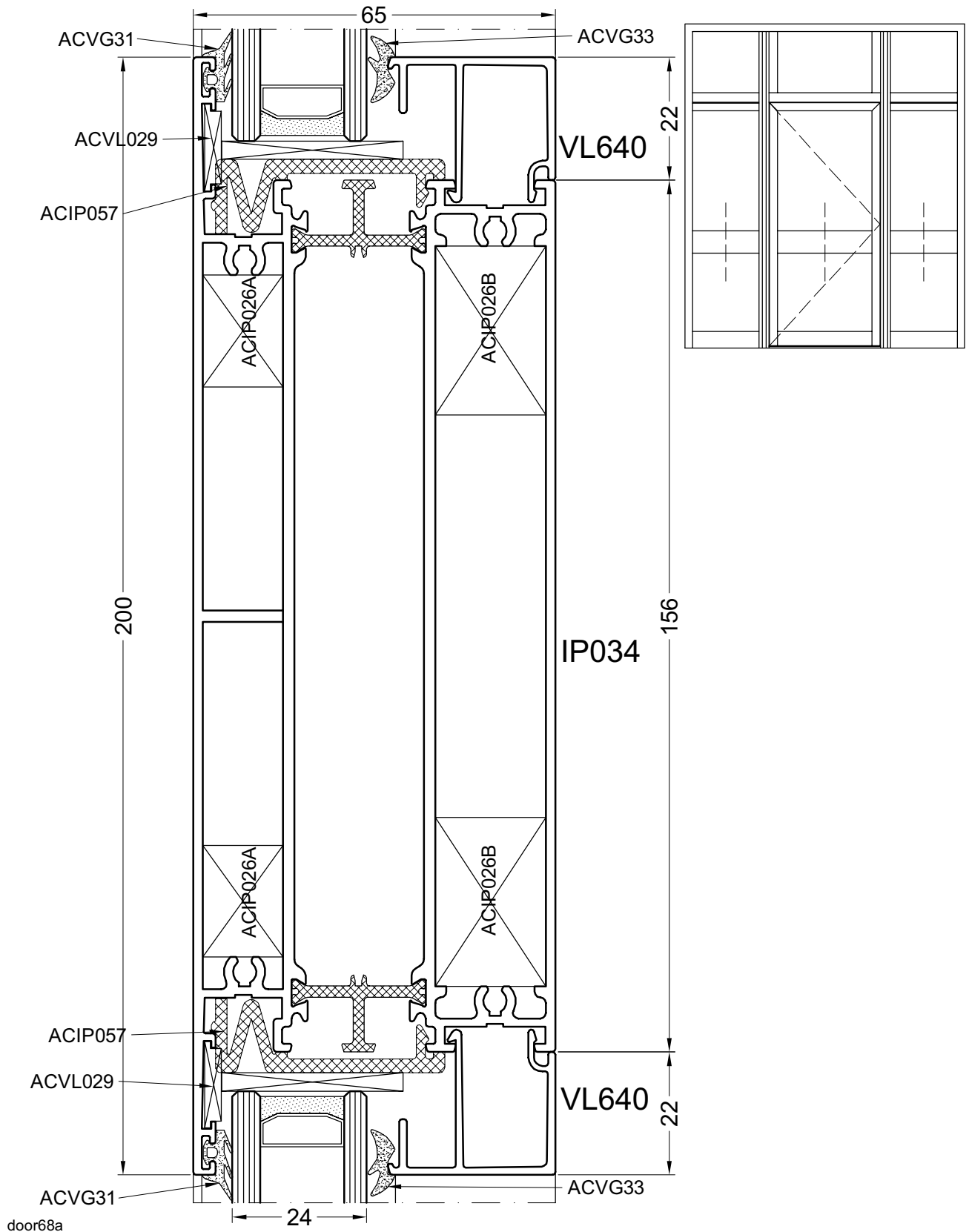
door65a

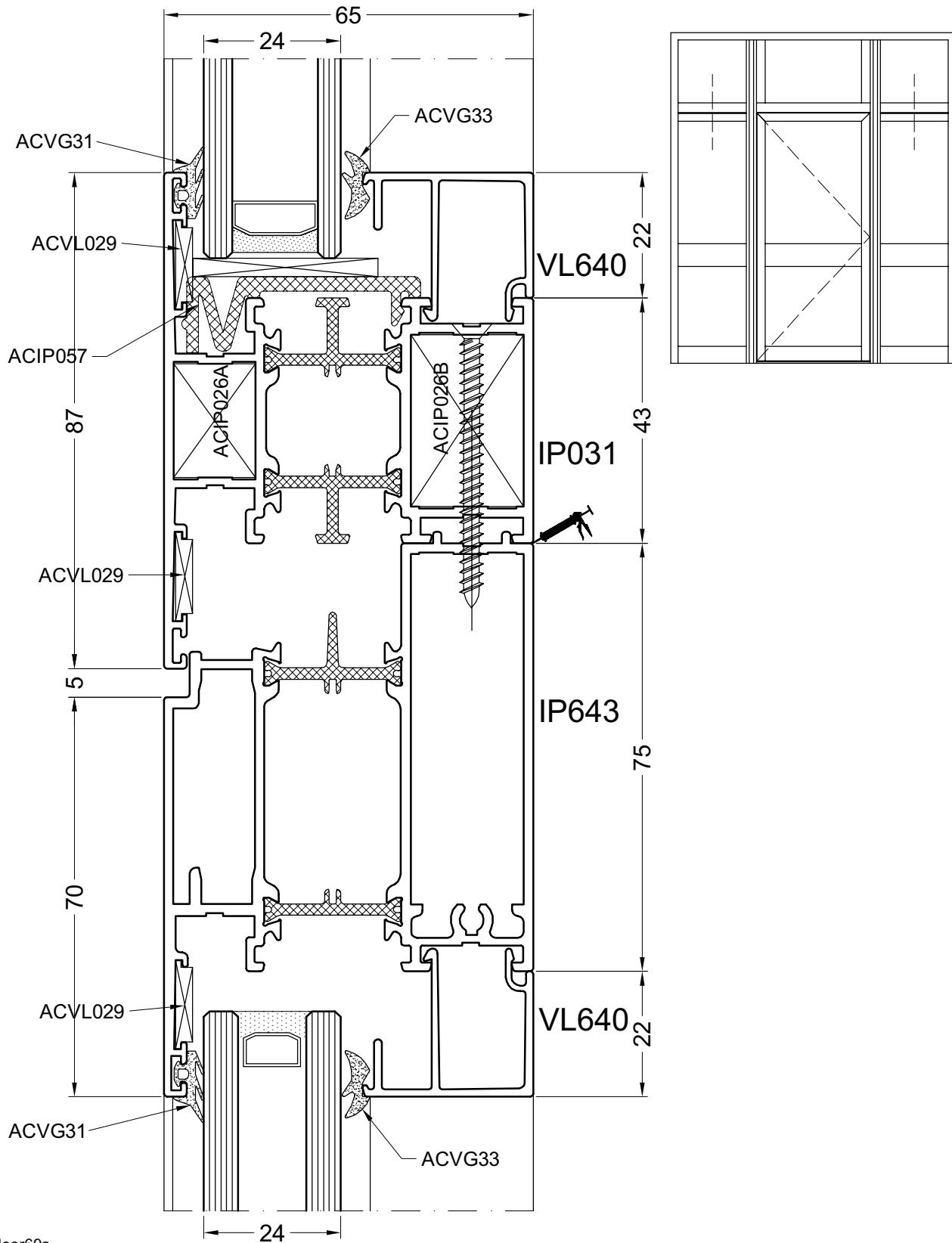


door67a

68

DOORSNEDE - COUPE - SCHNITT - SECTION

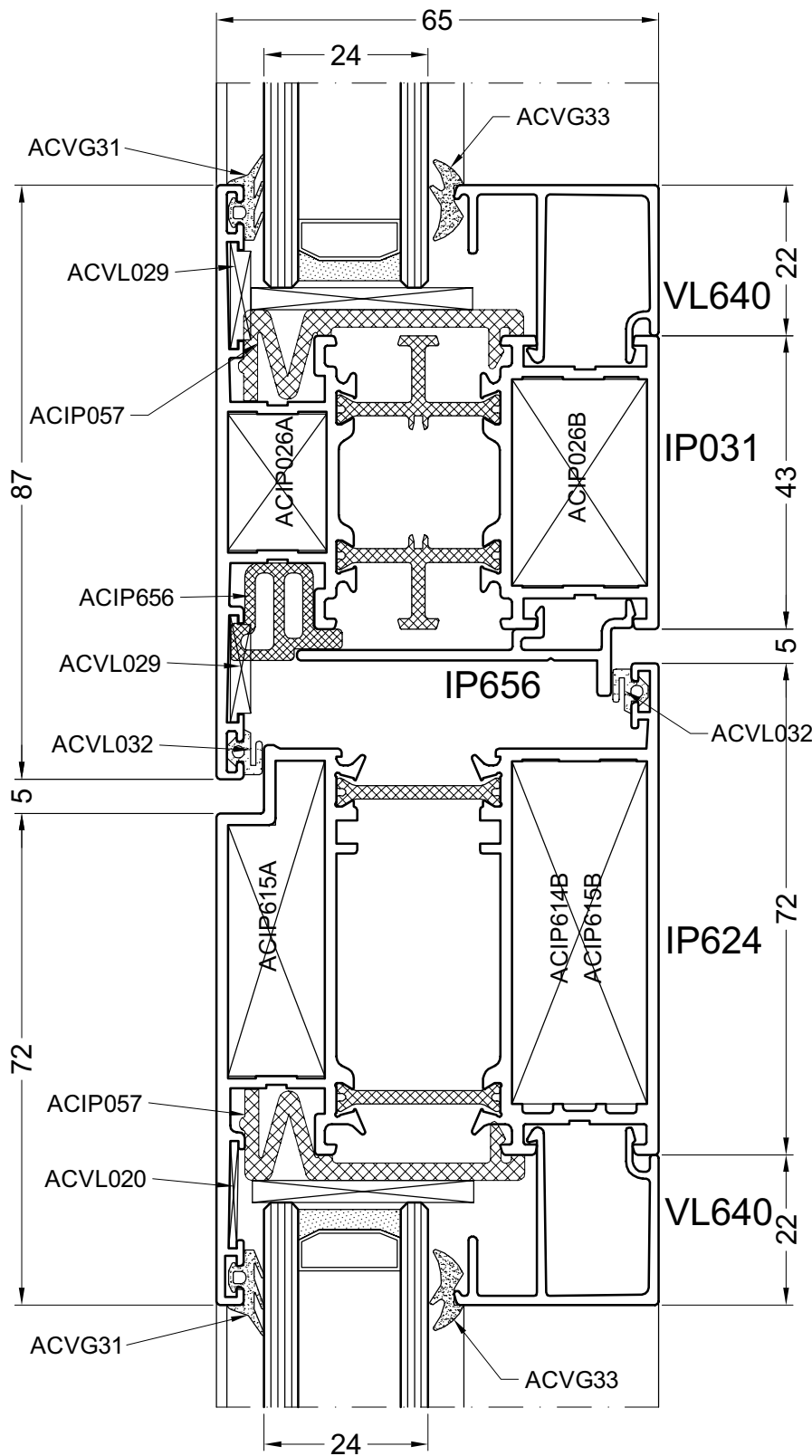




door69a

70

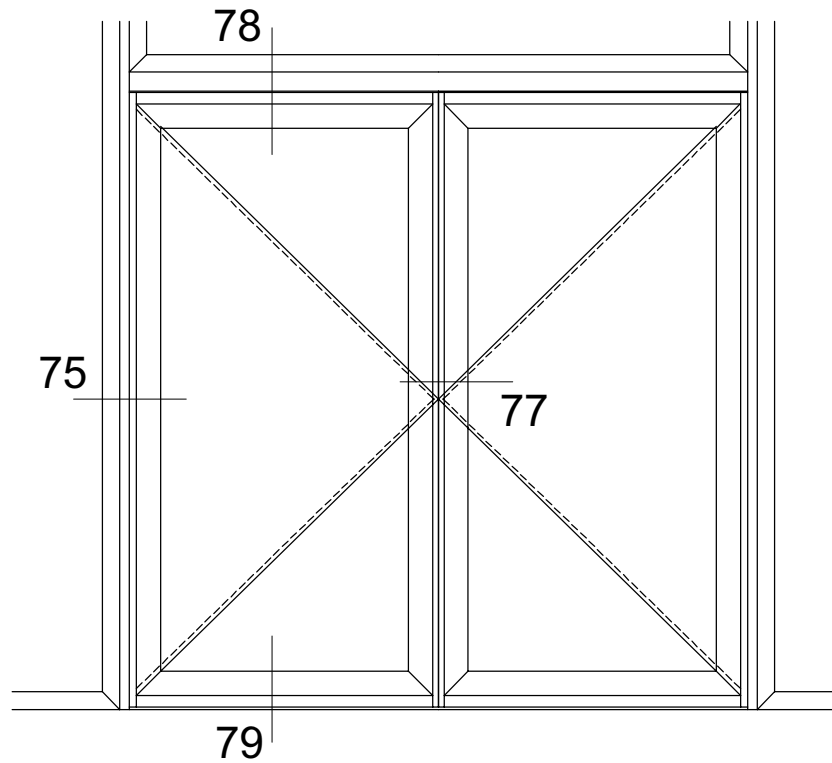
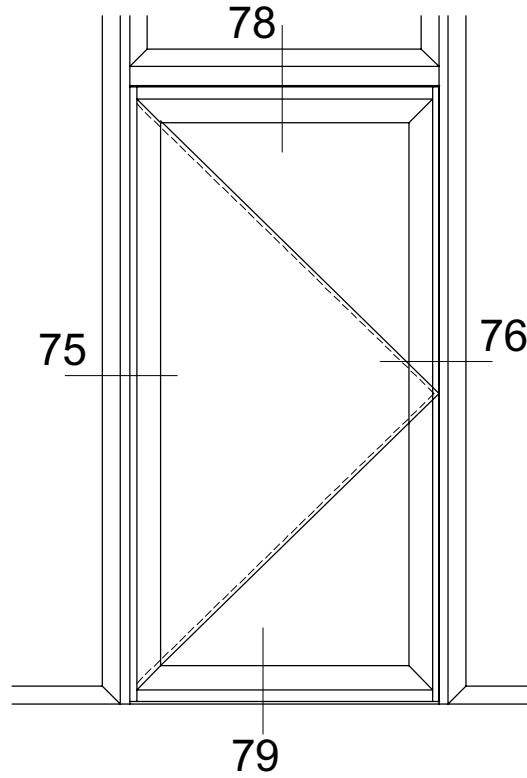
DOORSNEDE - COUPE - SCHNITT - SECTION



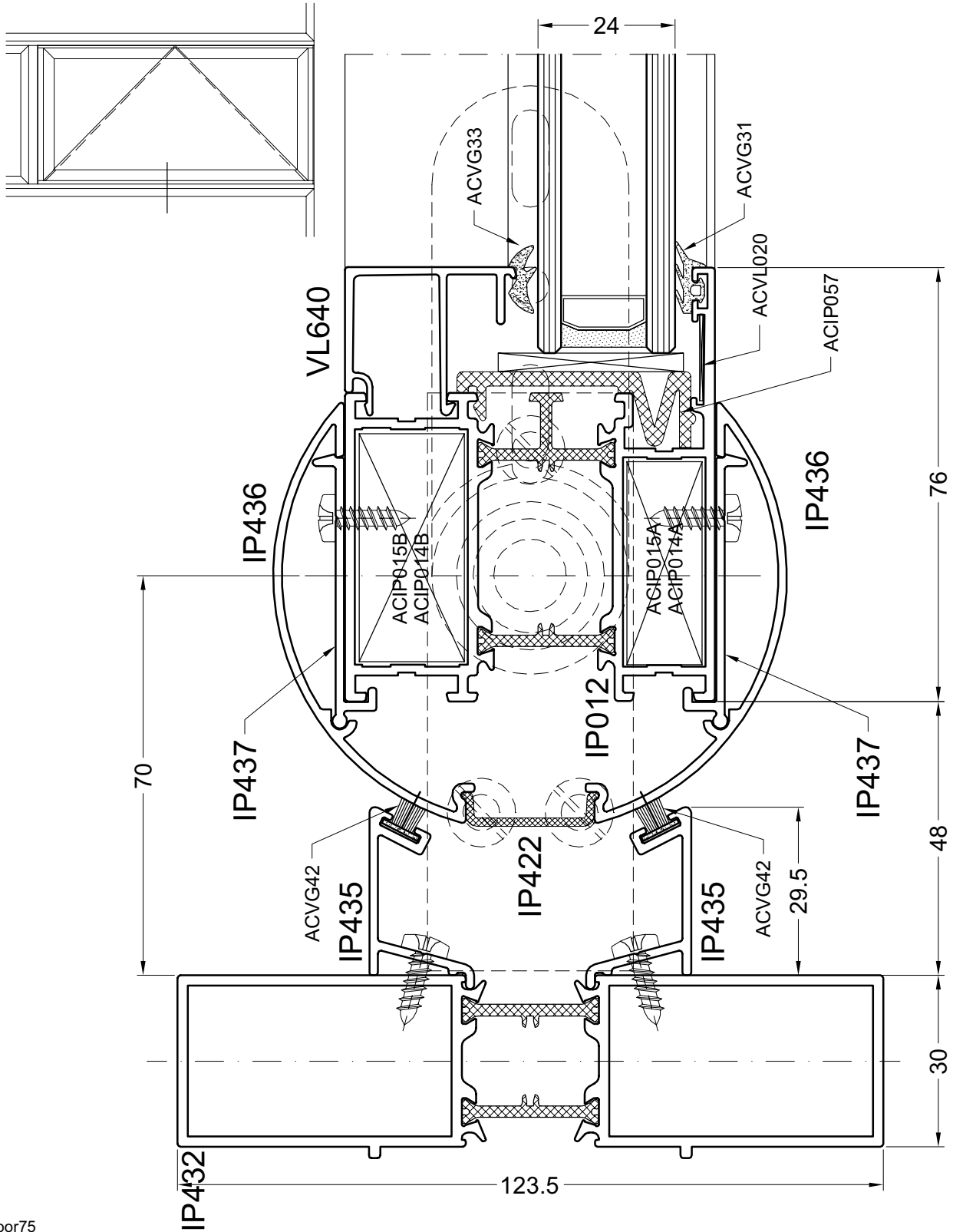
door70a

PENDELDEUR
PORTE VA ET VIENT
PENDELTUR
SWINGDOOR

DOORSNEDE - COUPE - SCHNITT - SECTION



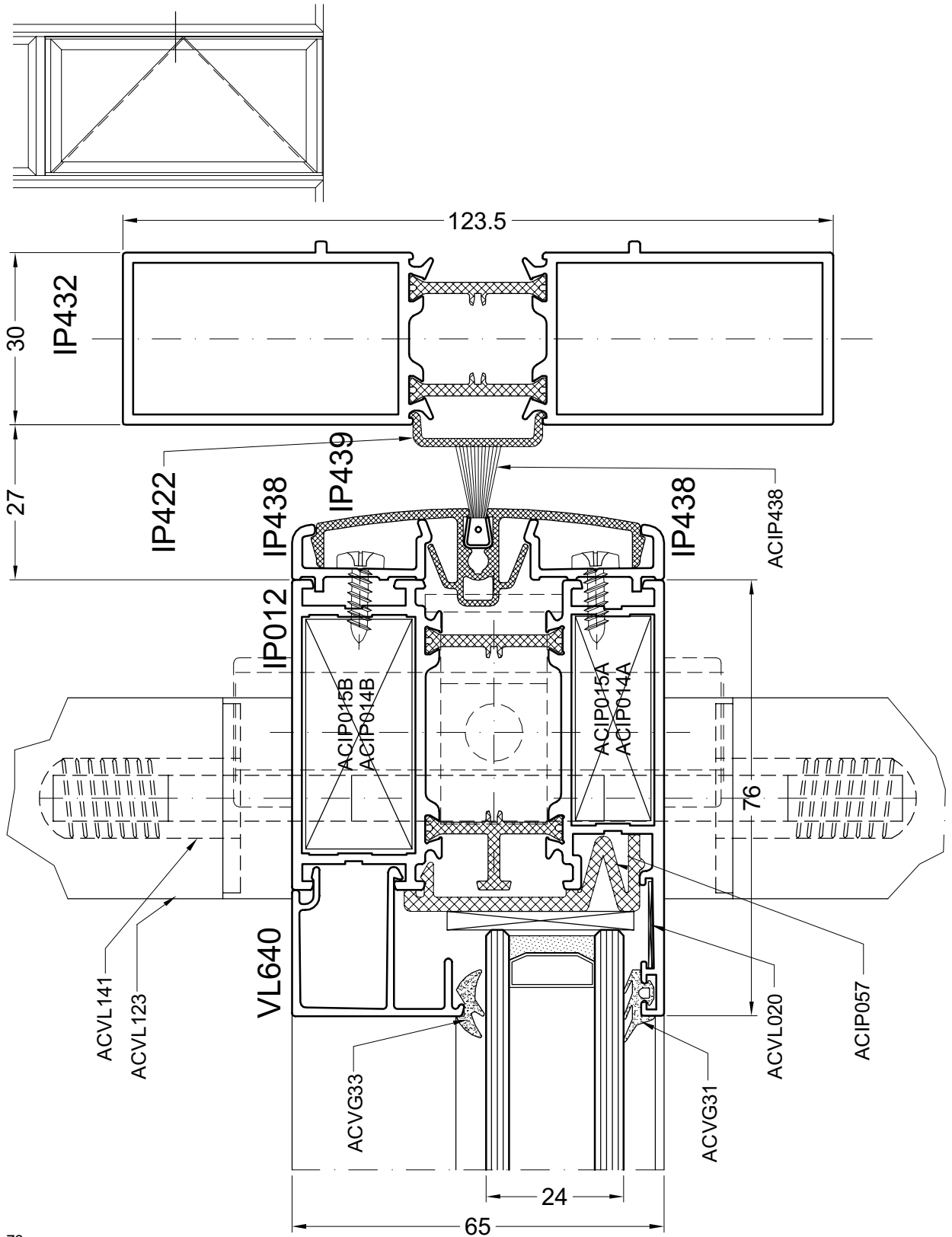
DOORTYPS



door75

76A

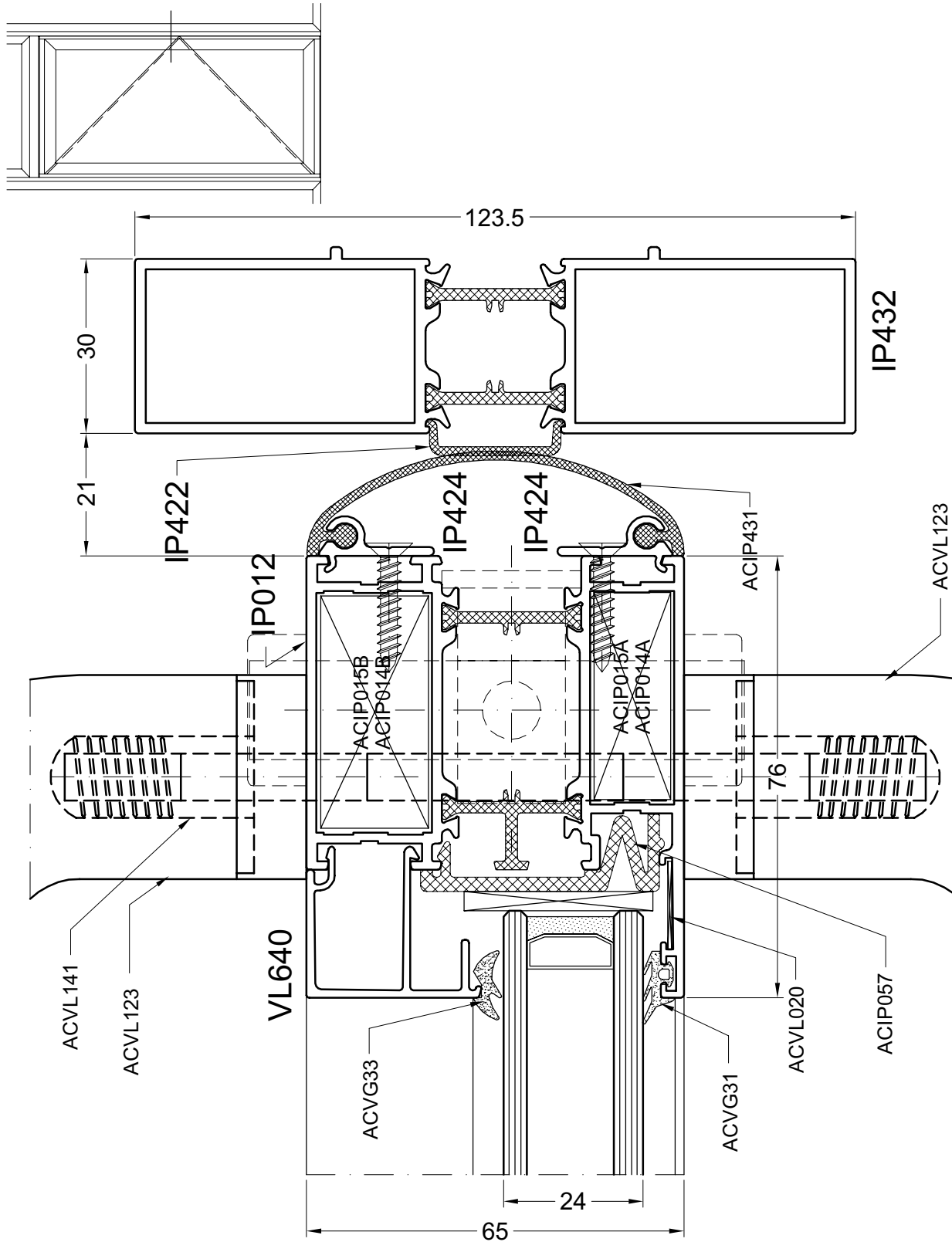
DOORSNEDE - COUPE - SCHNITT - SECTION



door76

76B

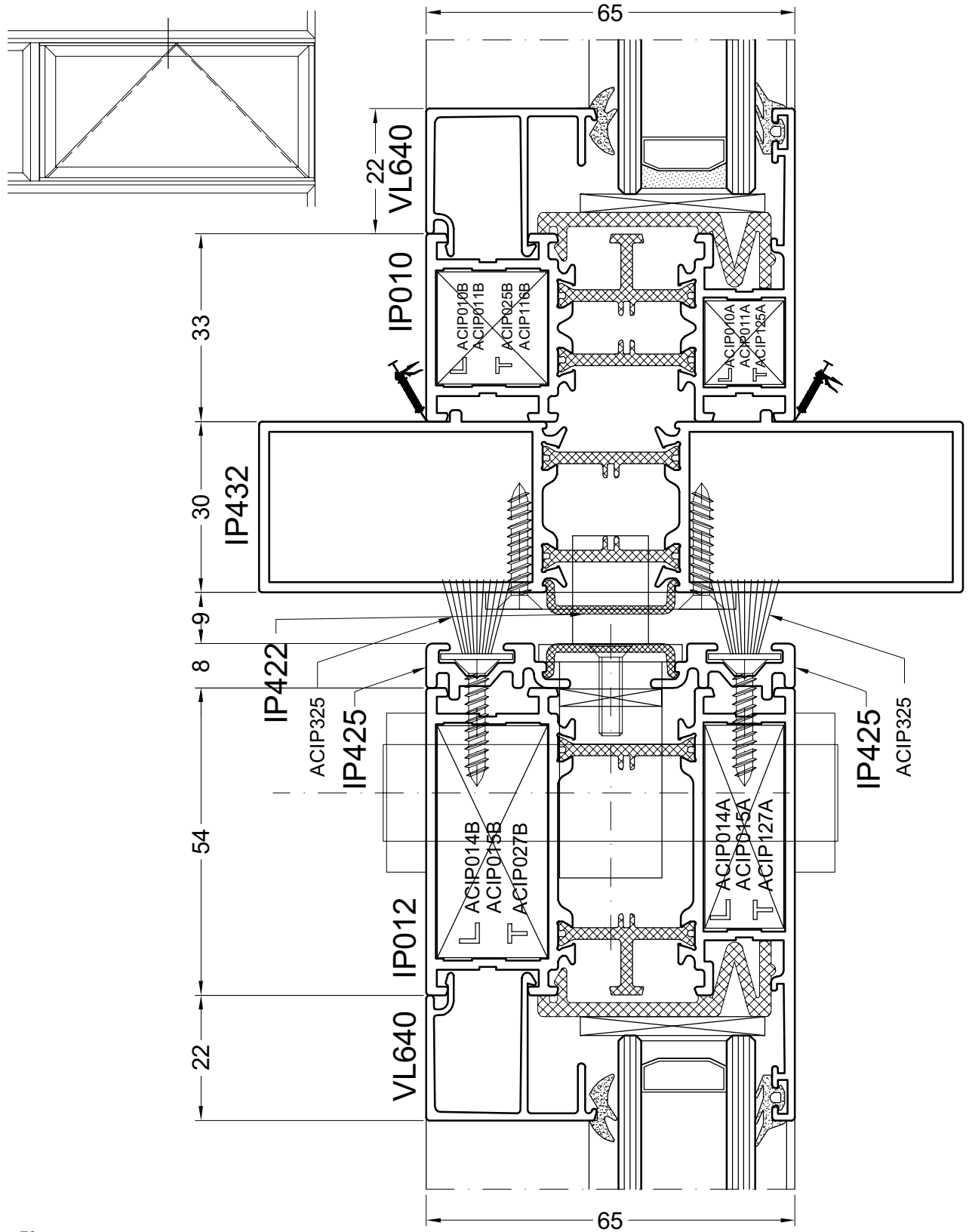
DOORSNEDE - COUPE - SCHNITT - SECTION



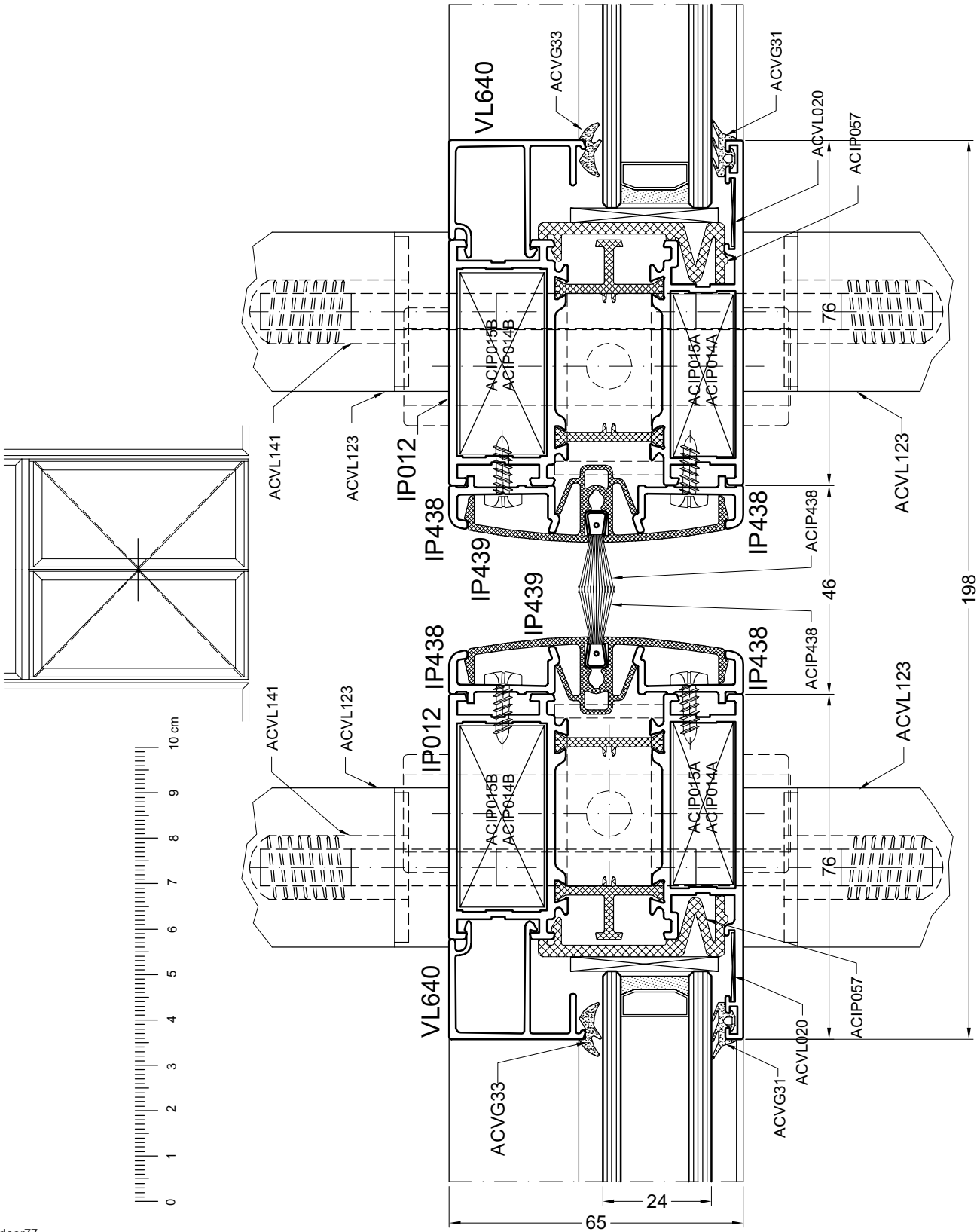
door76b

76C

DOORSNEDE - COUPE - SCHNITT - SECTION



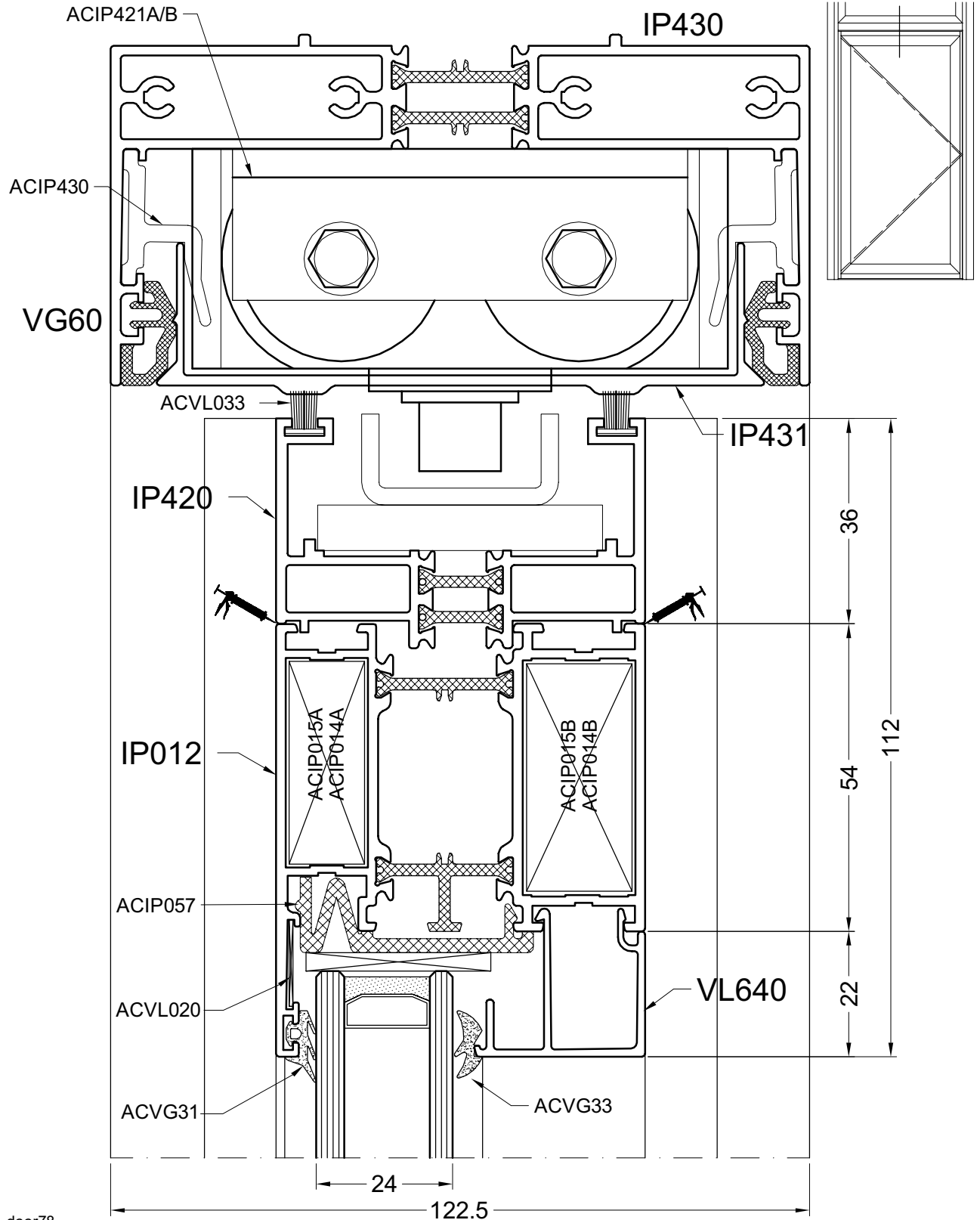
door76c



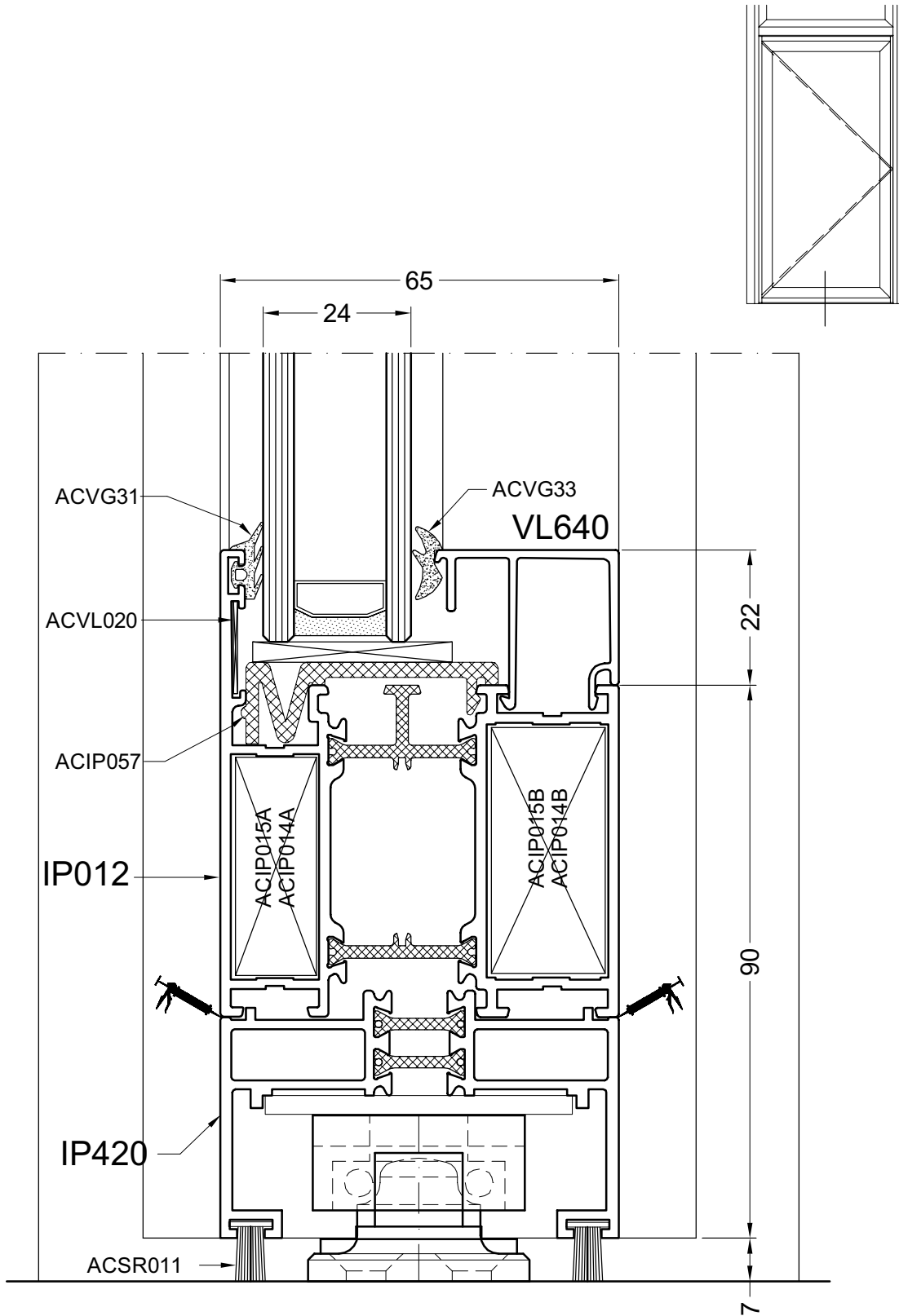
door77

78

DOORSNEDE - COUPE - SCHNITT - SECTION



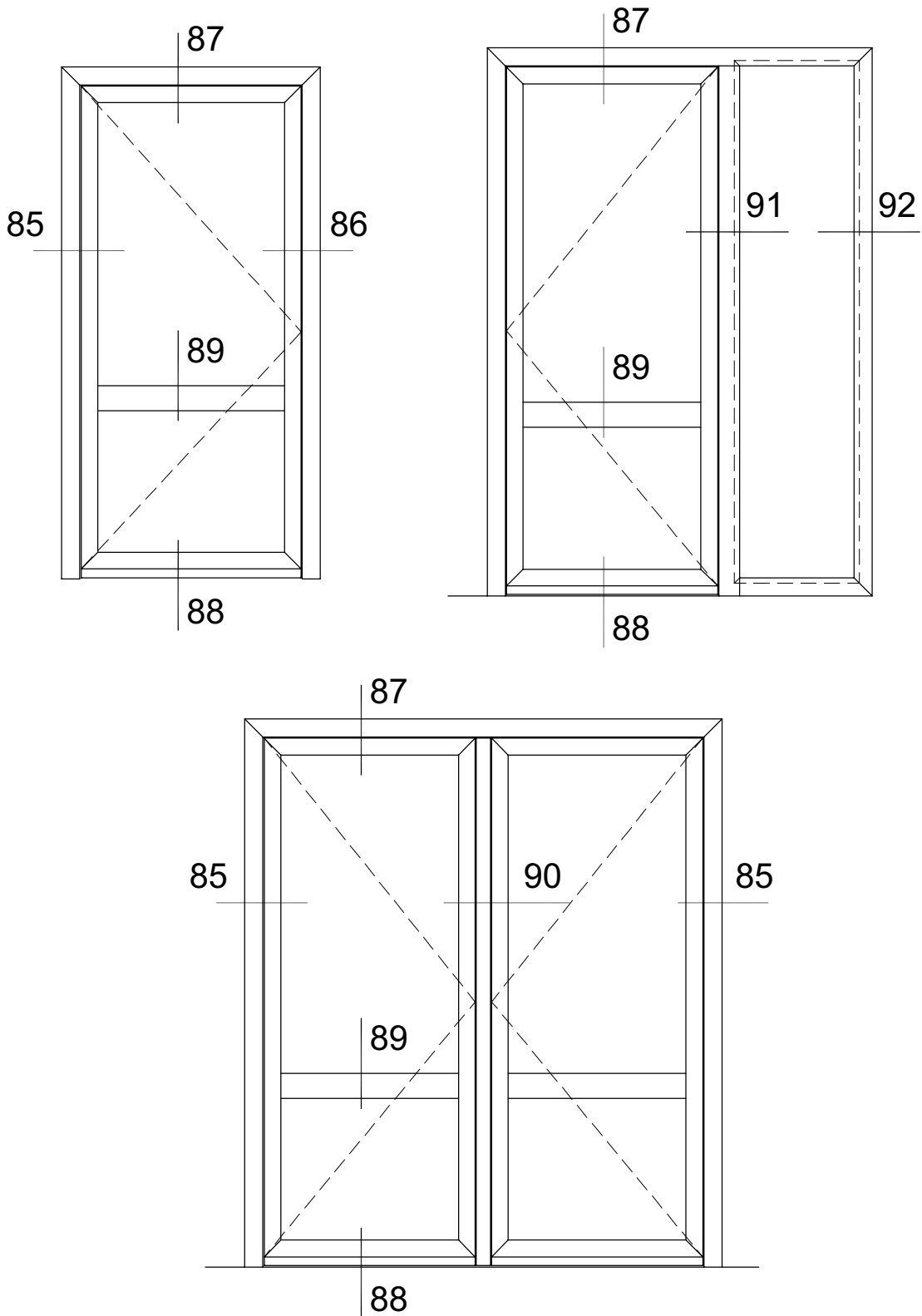
door78



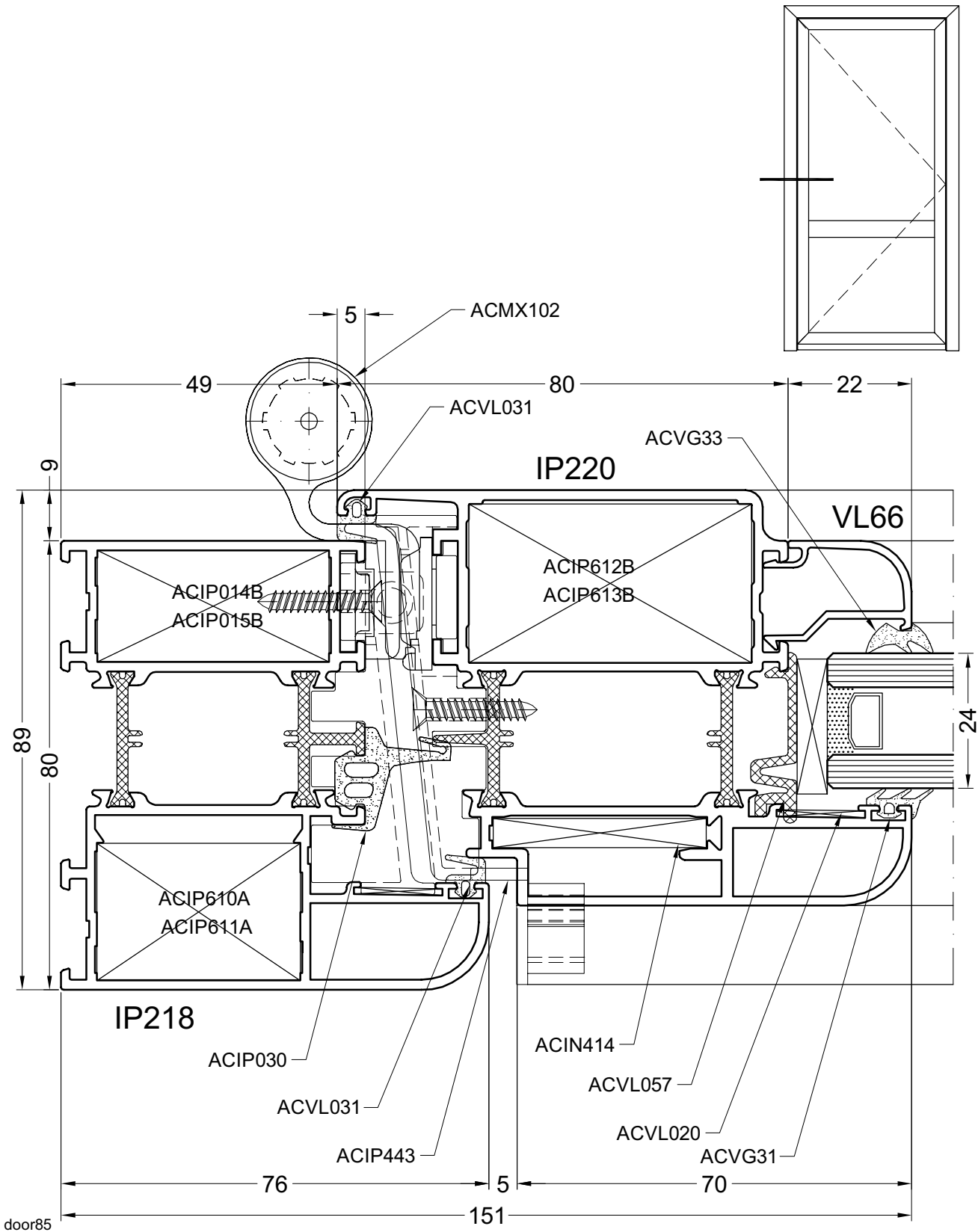
door79

DEUR MET IP220
PORTE AVEC IP220
TUR MIT IP220
DOOR WITH IP220

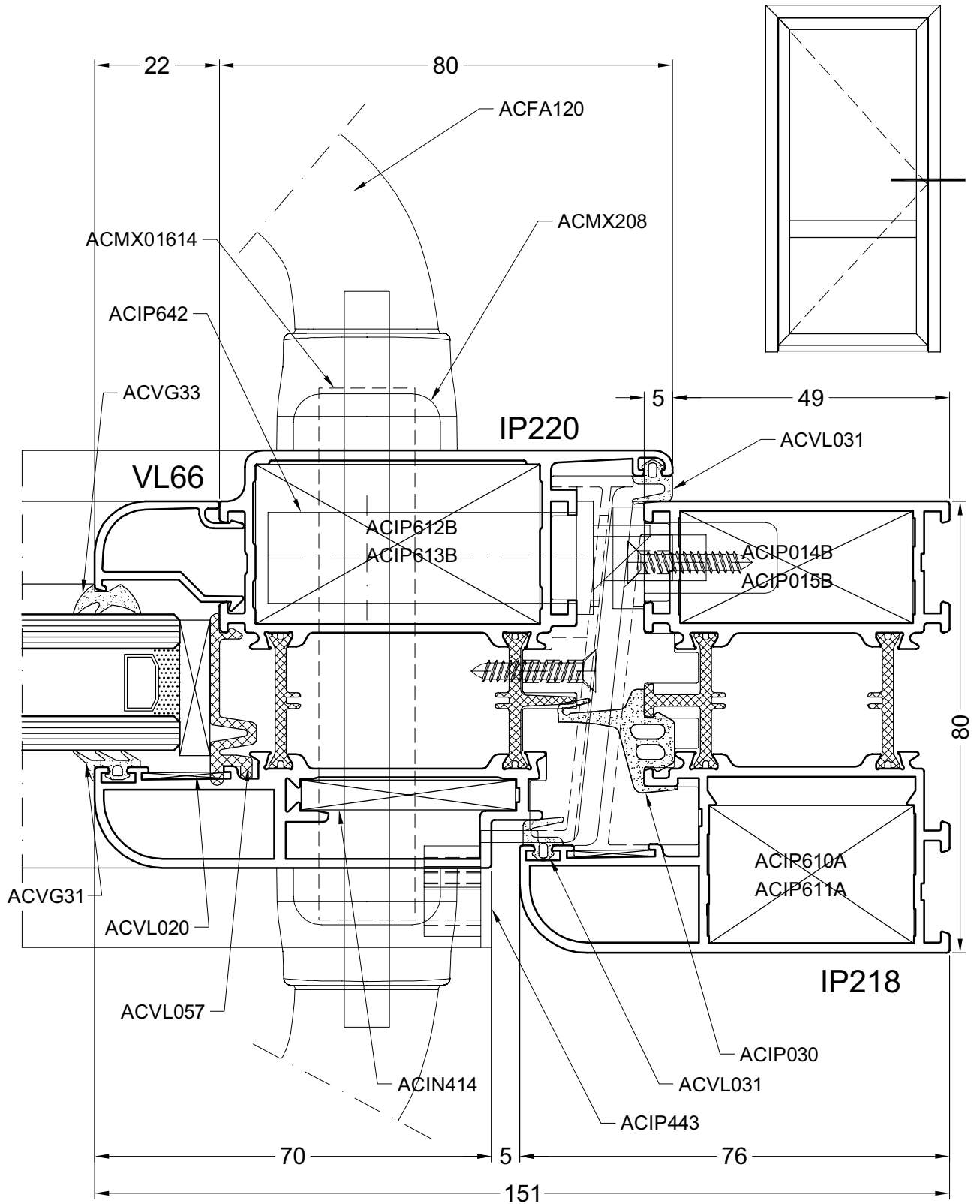
DOORSNEDE - COUPE - SCHNITT - SECTION



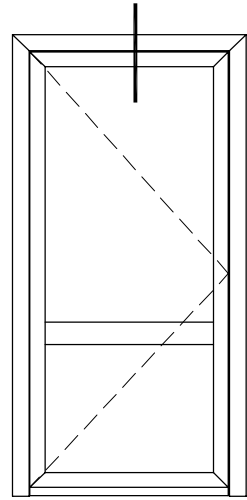
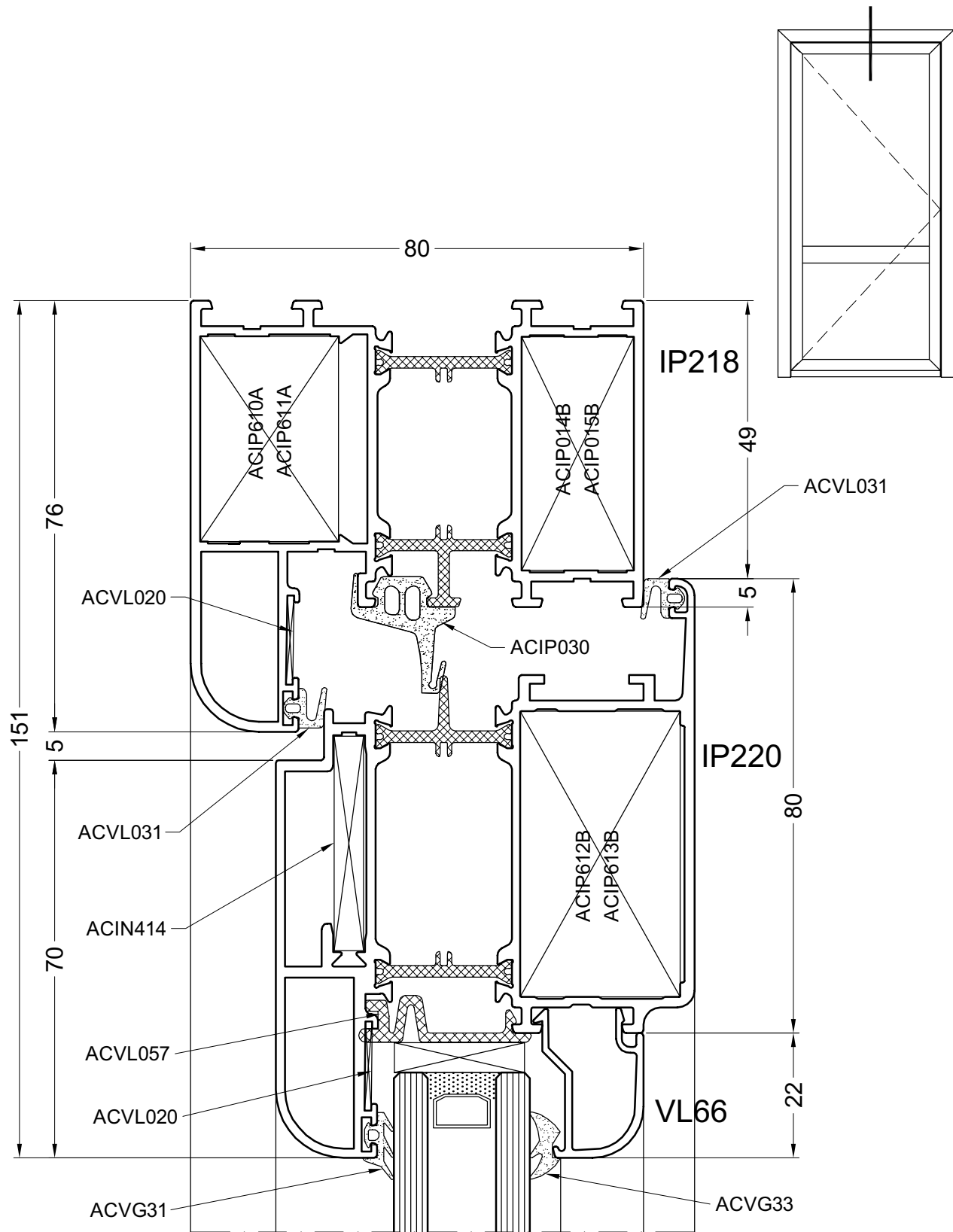
doortypip220



door85



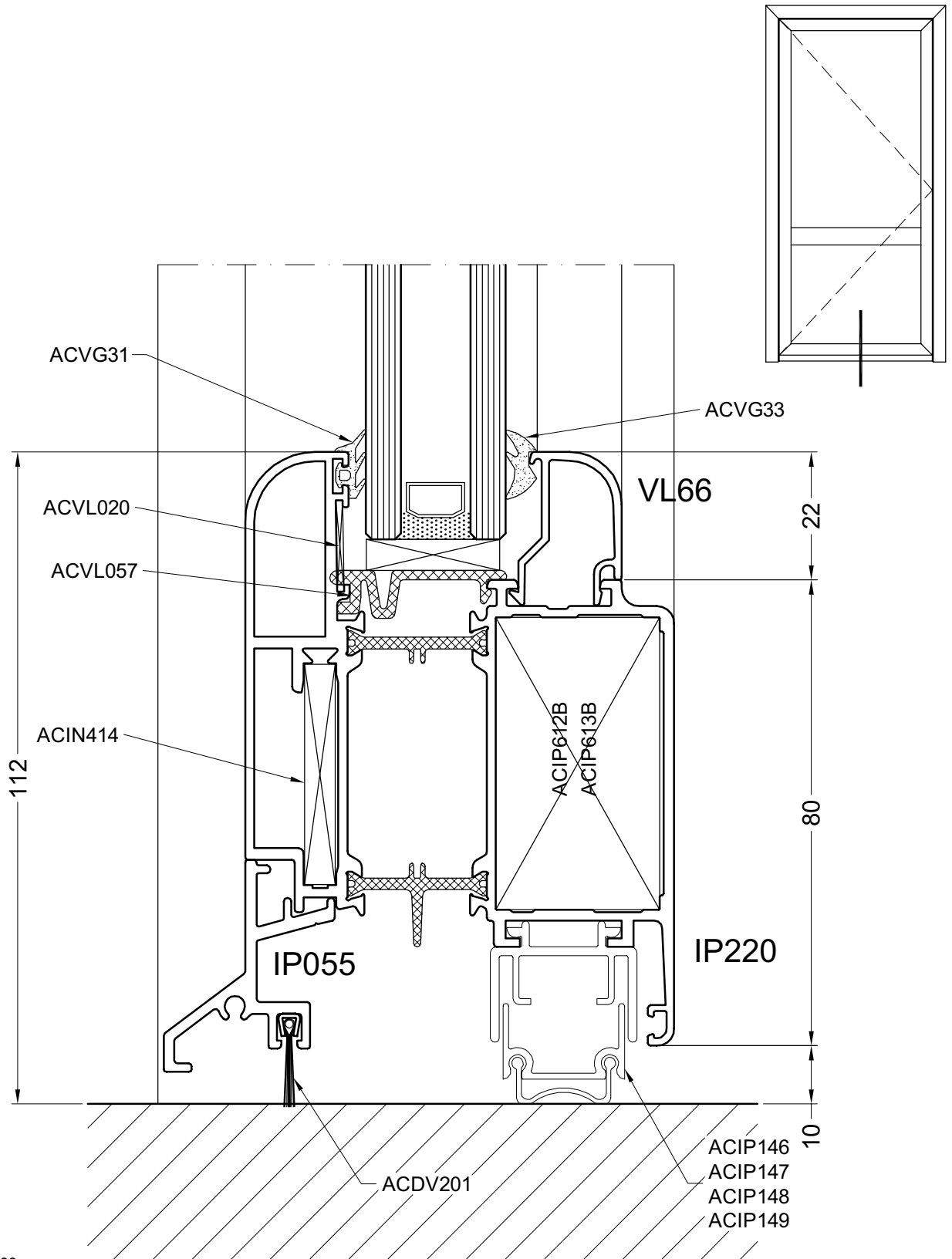
door86



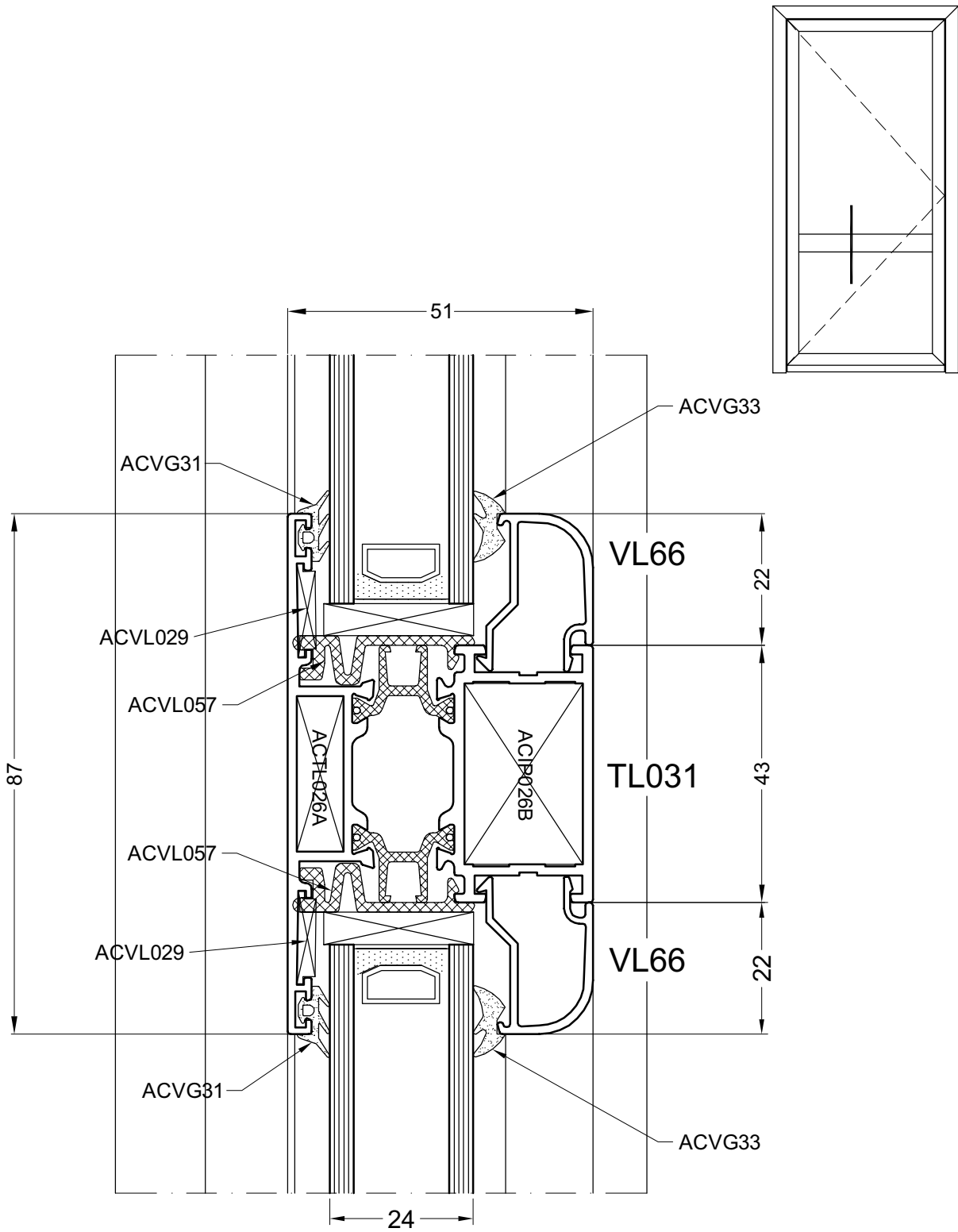
door87

88

DOORSNEDE - COUPE - SCHNITT - SECTION



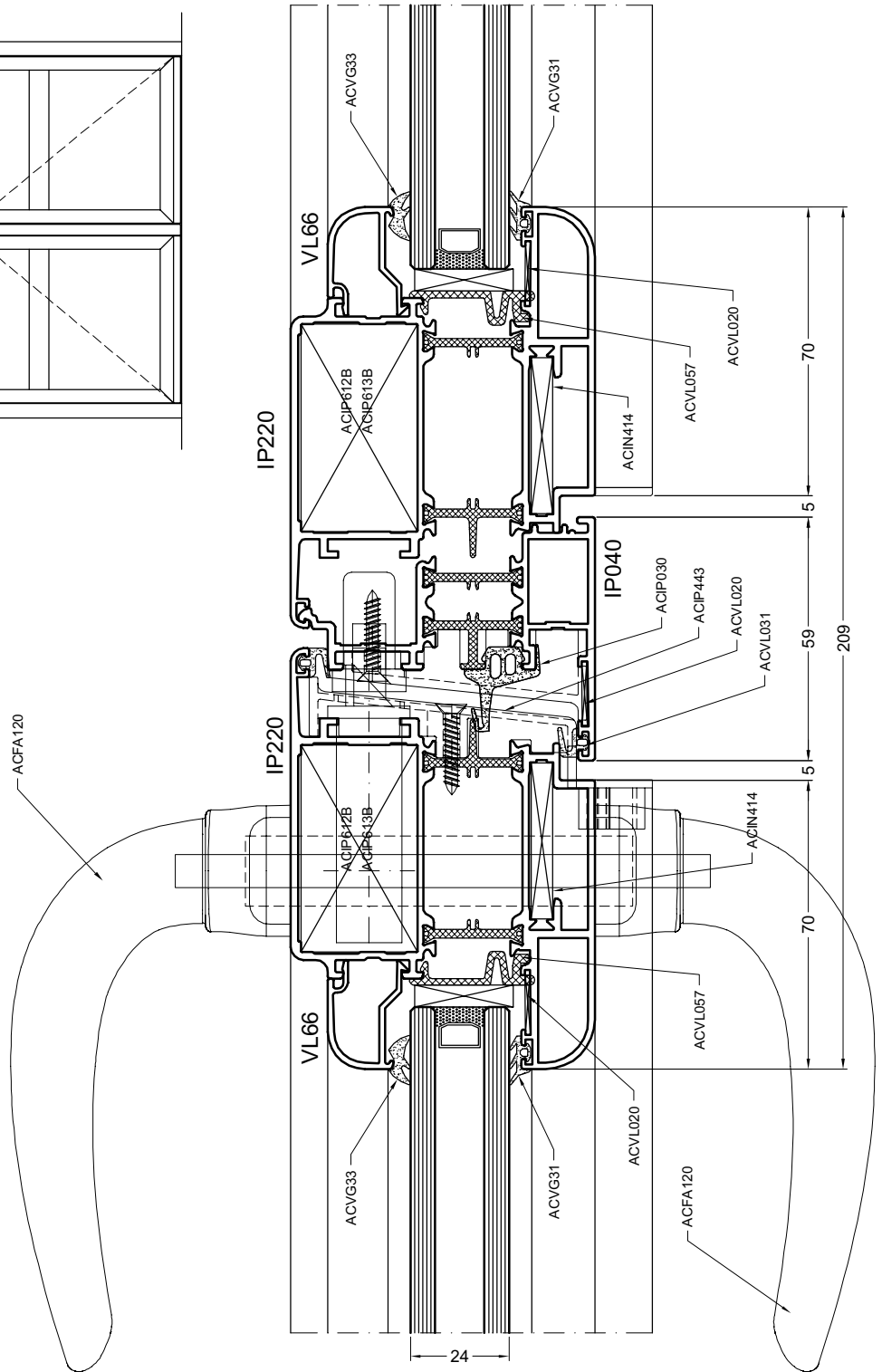
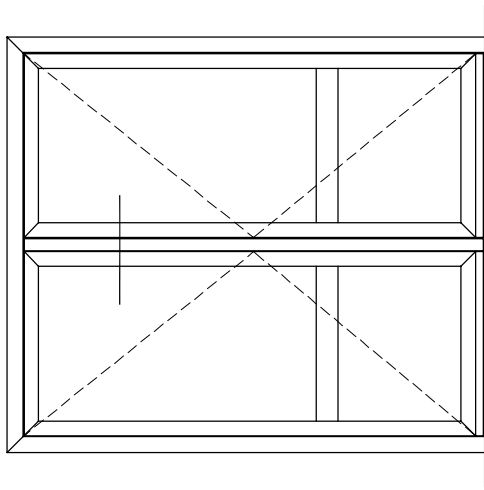
door88



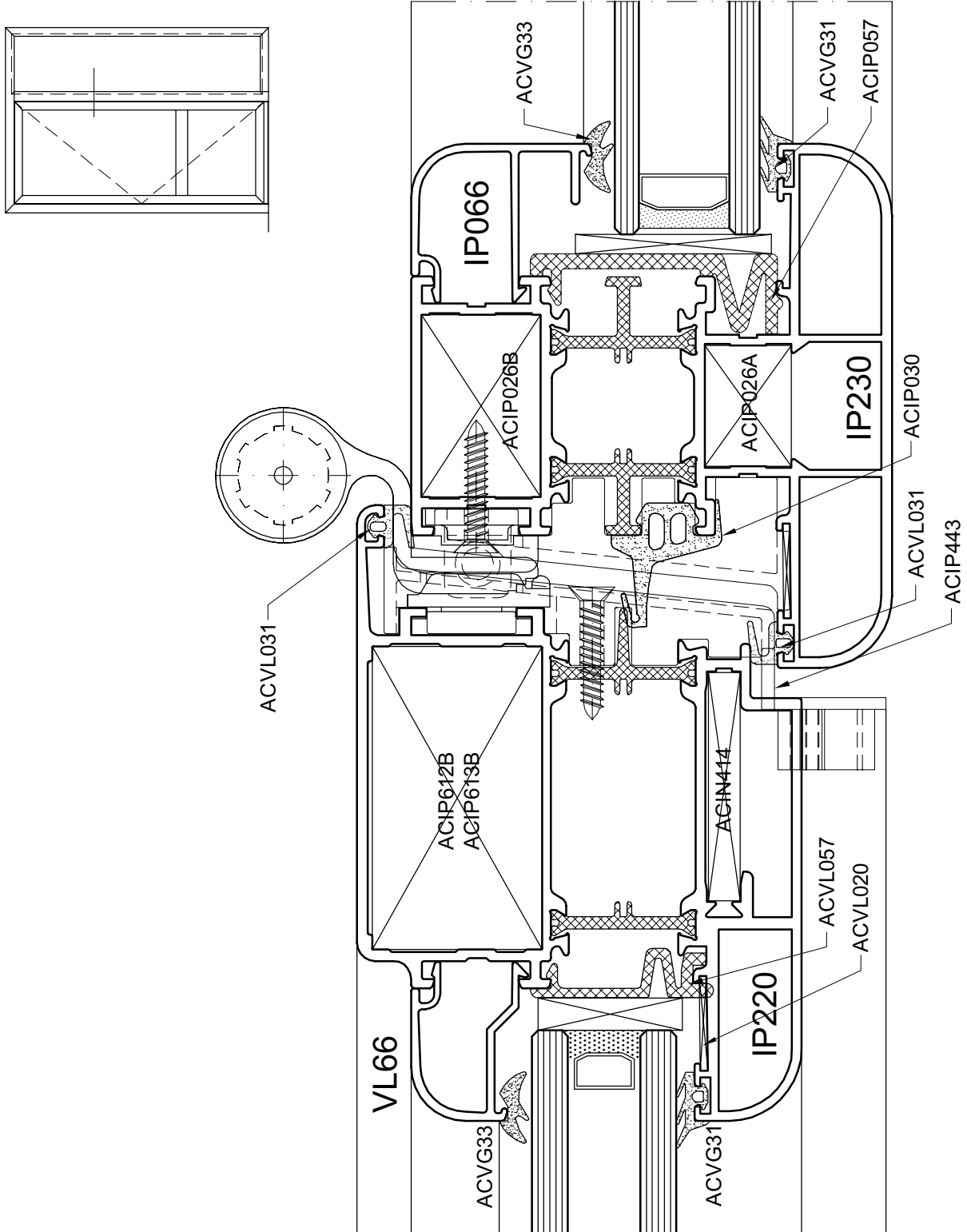
door89

90

DOORSNEDE - COUPE - SCHNITT - SECTION



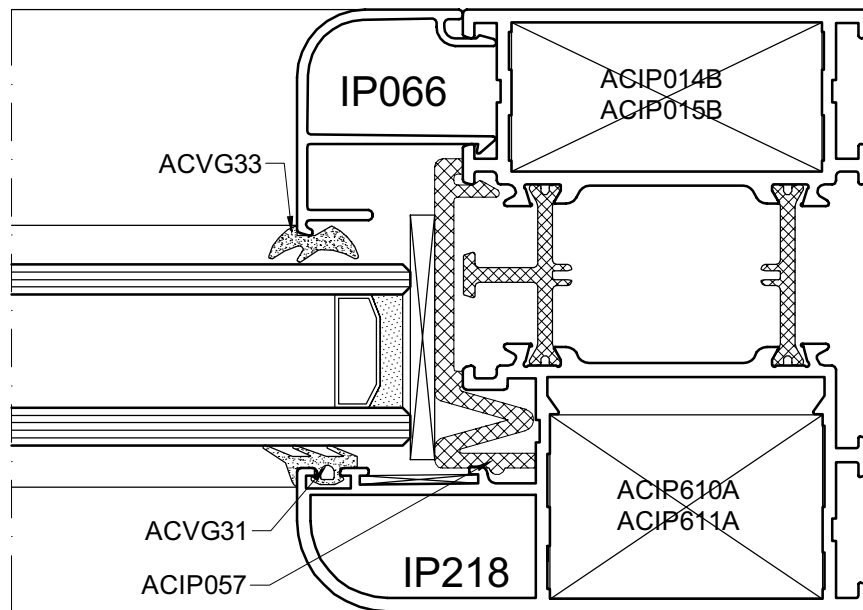
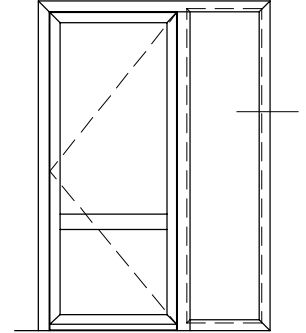
door90



door91

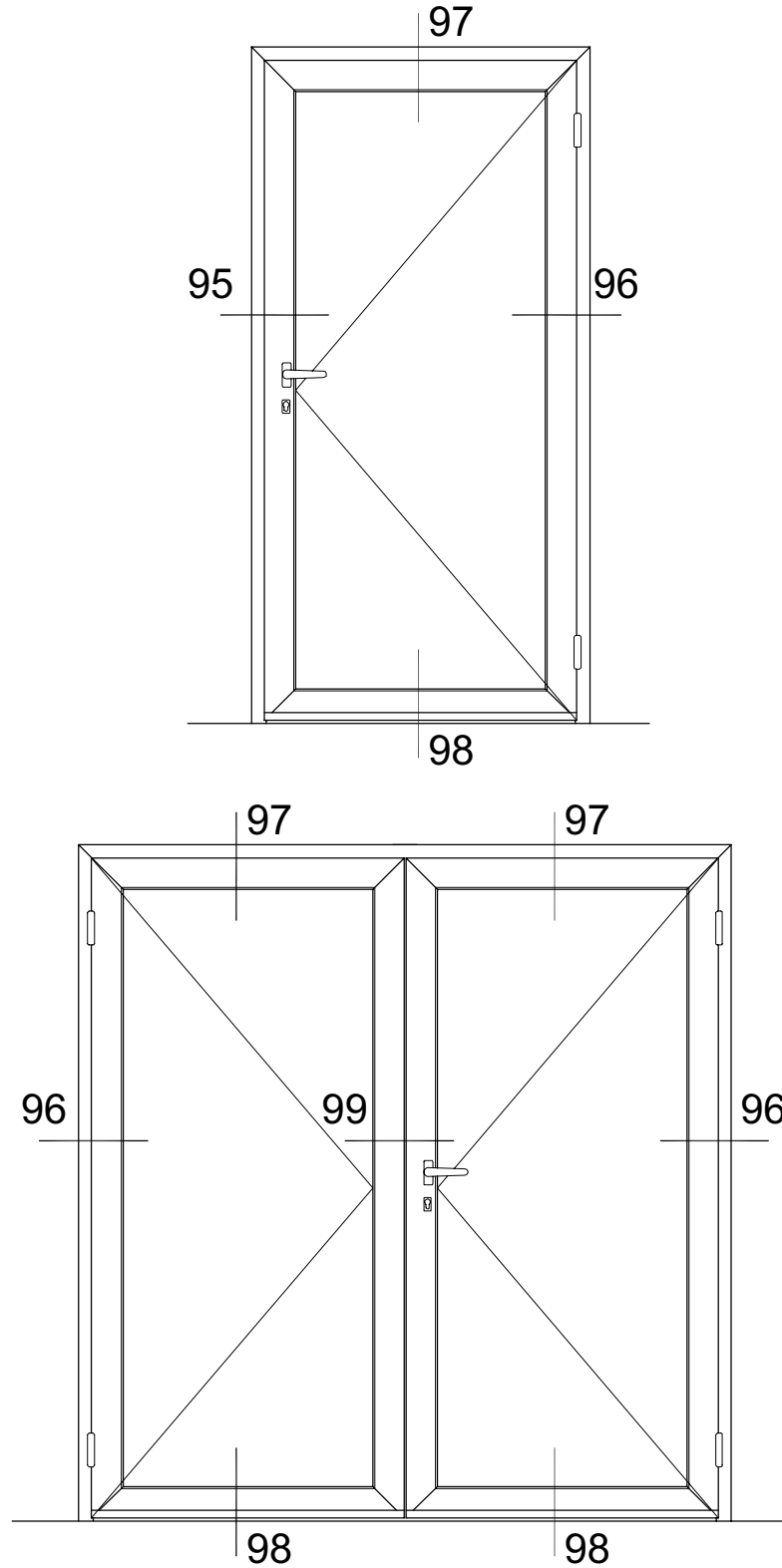
92

DOORSNEDE - COUPE - SCHNITT - SECTION

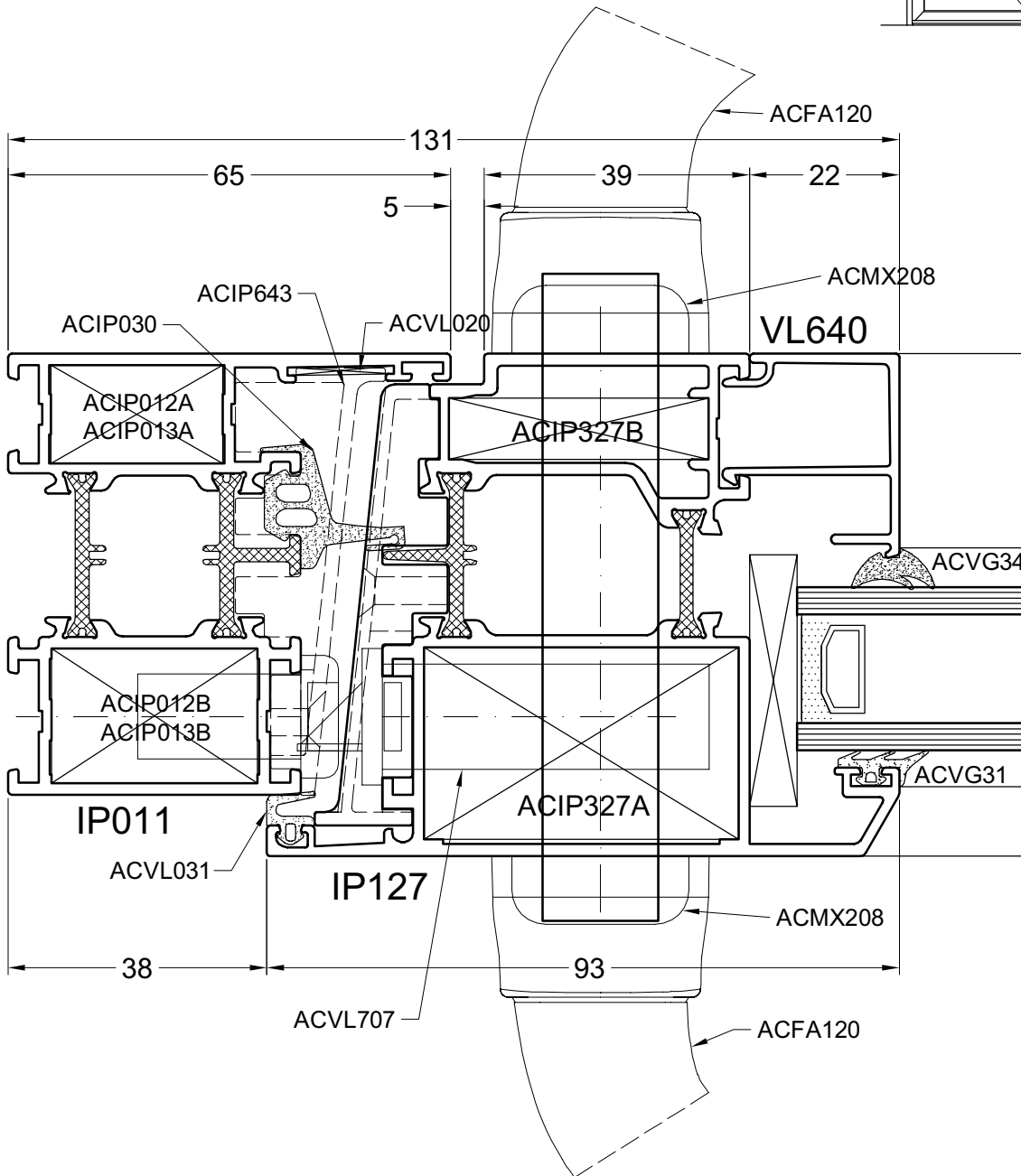
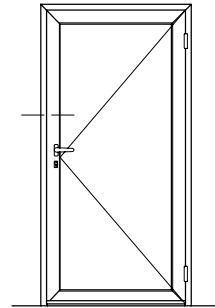


DEUR MET IP127
PORTE AVEC IP127
TUR MIT IP127
DOOR WITH IP127

DOORSNEDE - COUPE - SCHNITT - SECTION



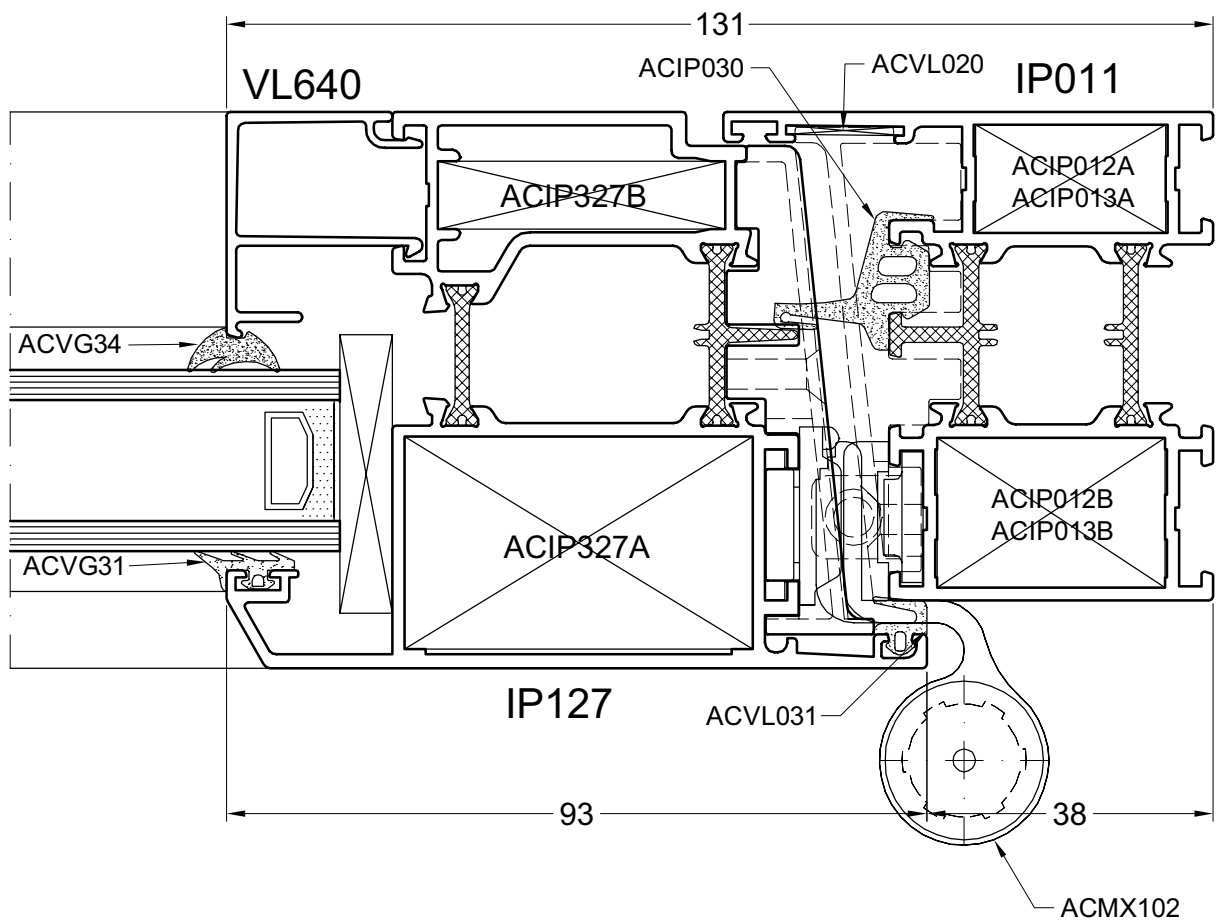
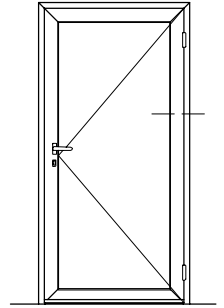
type3



door95

96A

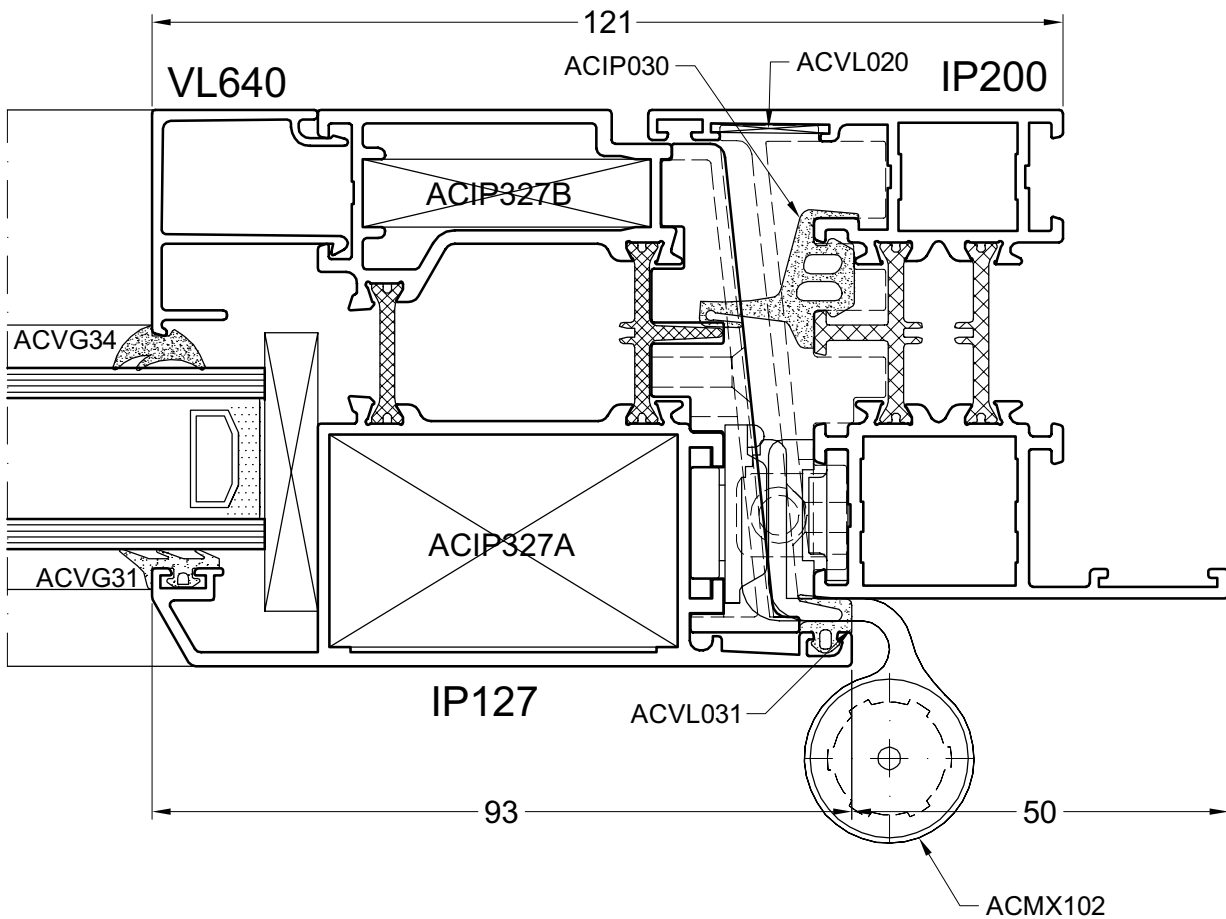
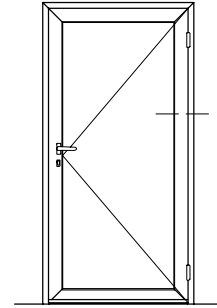
DOORSNEDE - COUPE - SCHNITT - SECTION



door96a

96B

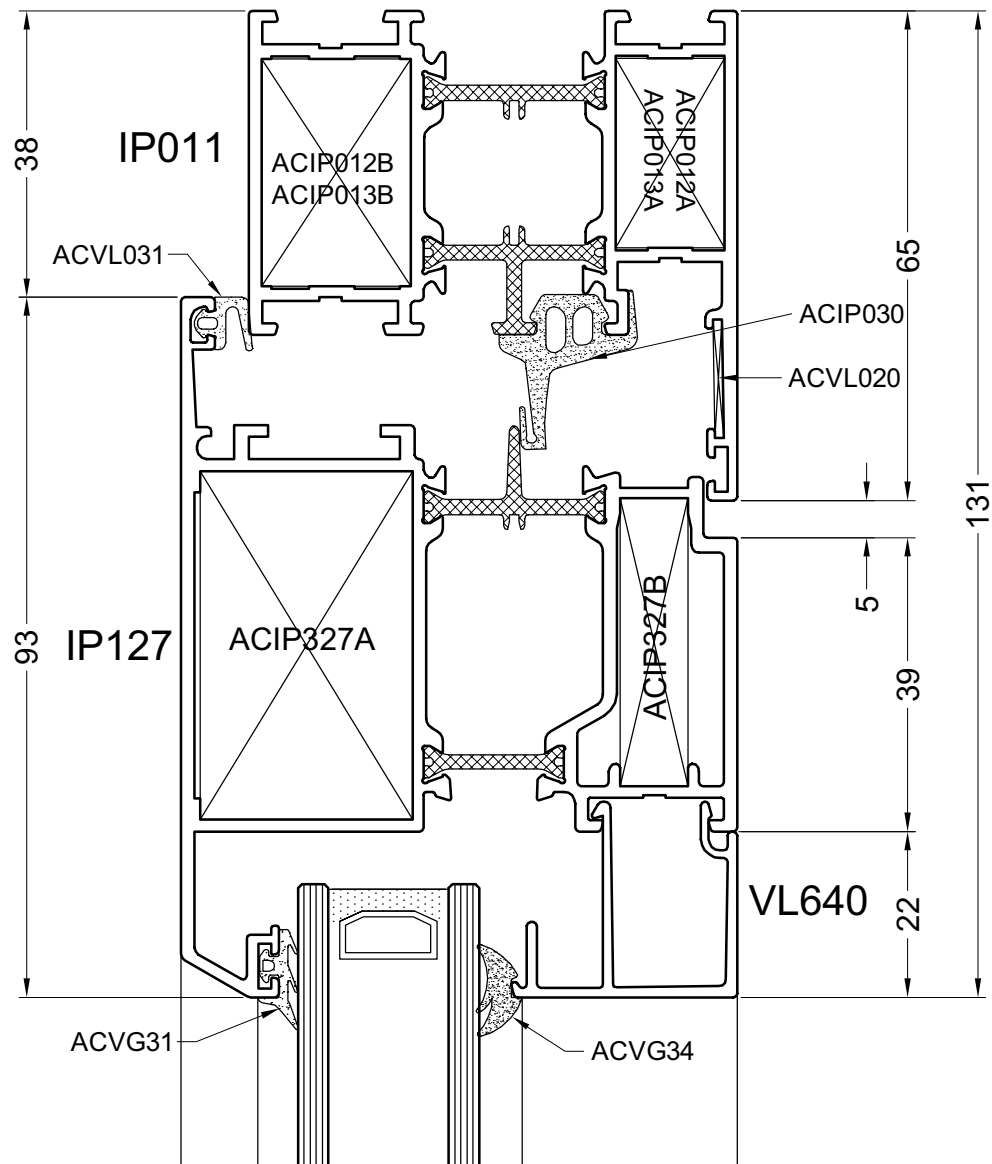
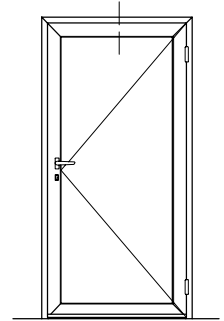
DOORSNEDE - COUPE - SCHNITT - SECTION



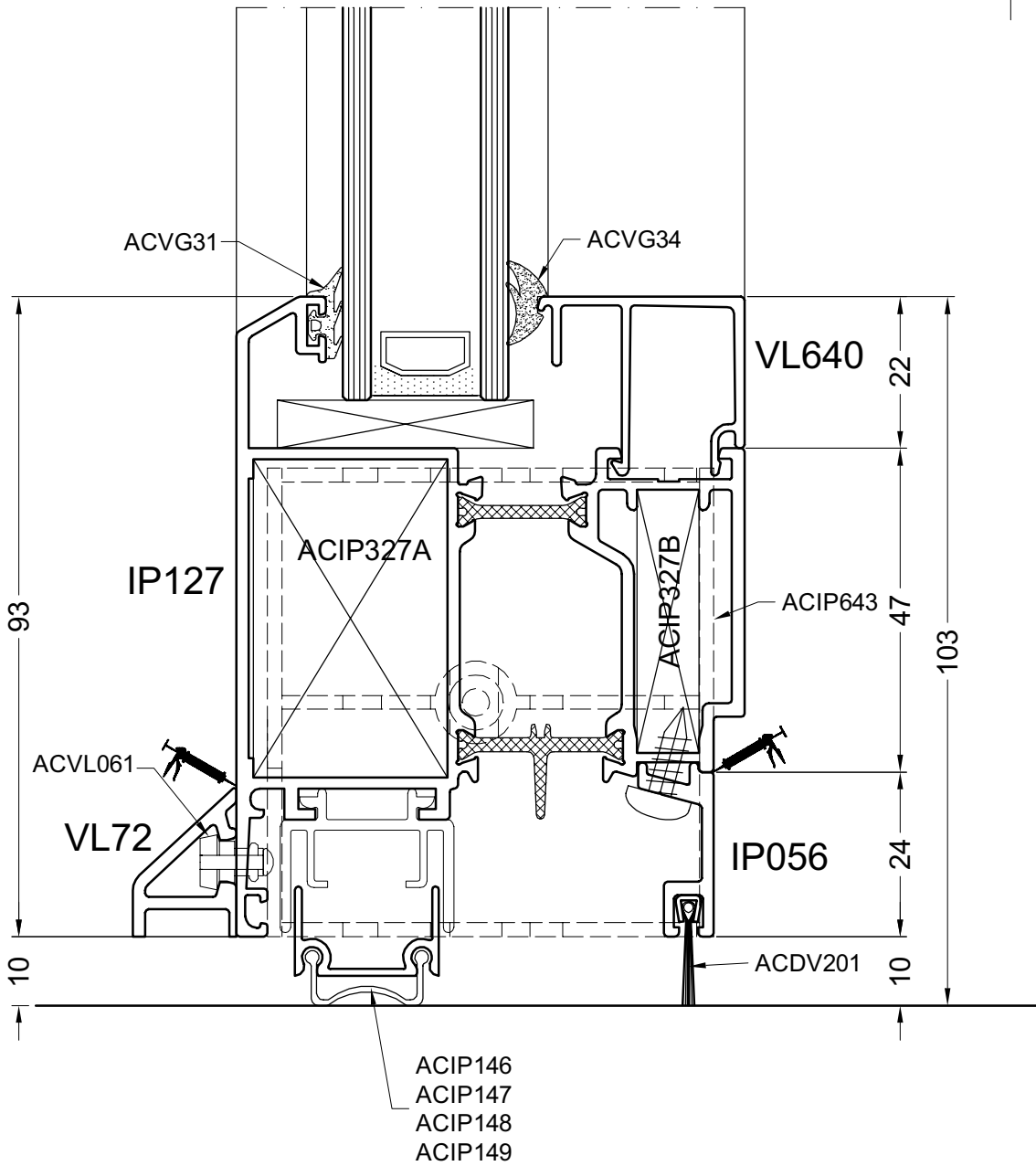
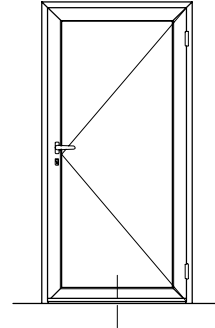
door96b

97

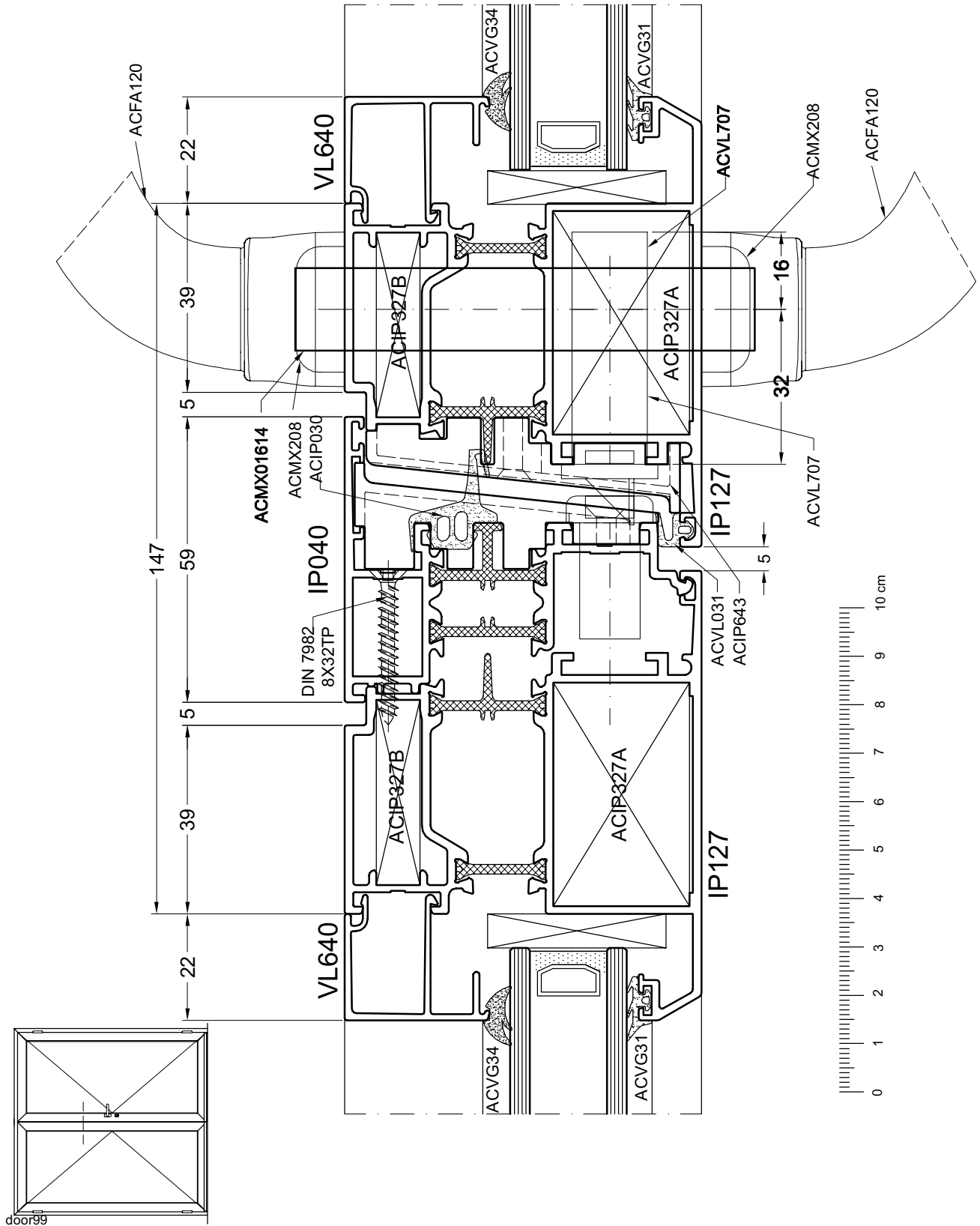
DOORSNEDE - COUPE - SCHNITT - SECTION



door97

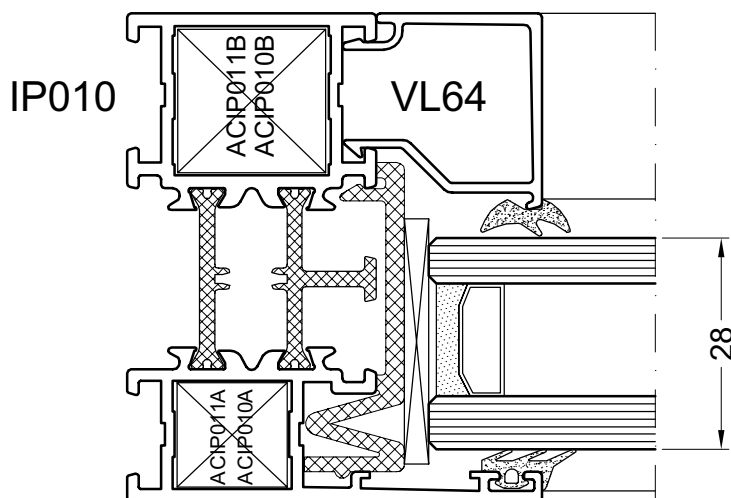


door98



GLASTABEL
TABLE DE VITRAGE
BEGLAZUNG TABELLE
GLAZING TABLE

DOORSNEDE - COUPE - SCHNITT - SECTION



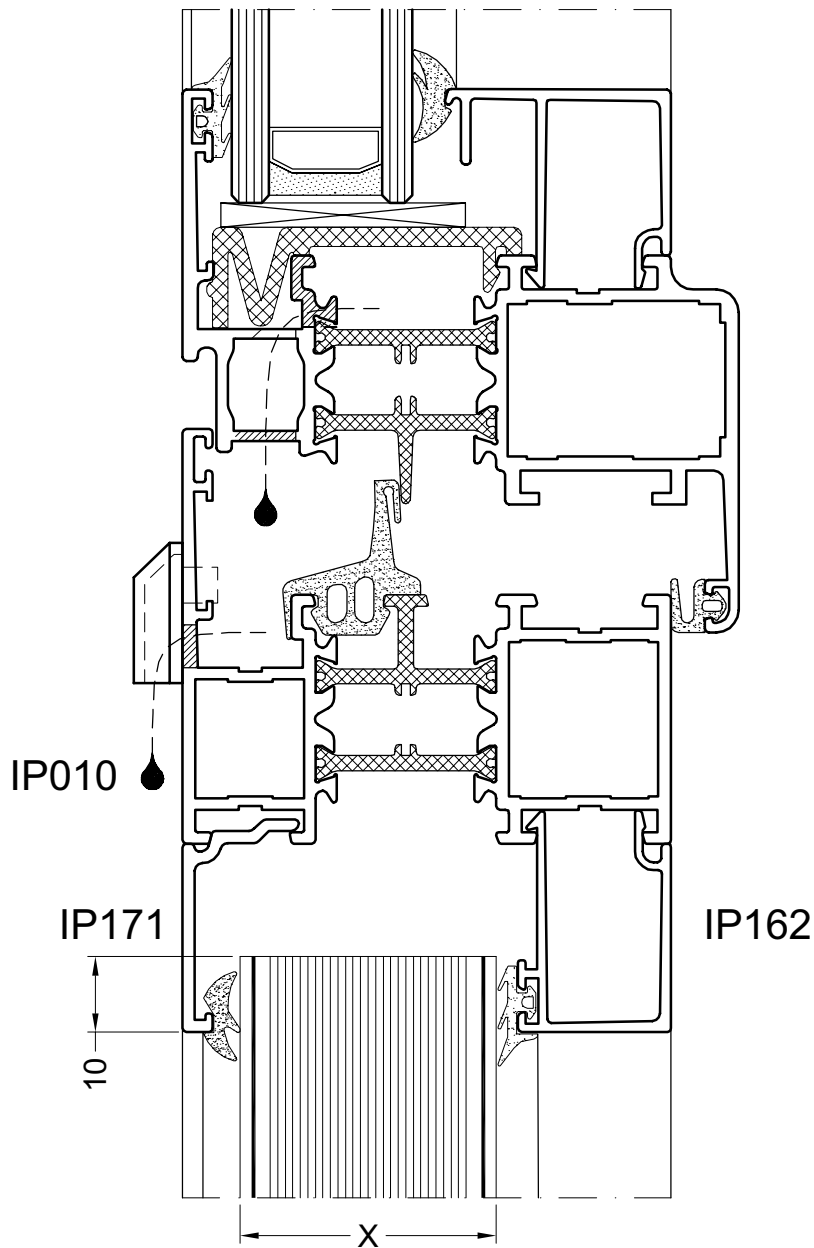
Glasdikte (X) Epaisseur de vitrage (X) Glas dicke (X) Glazing thickness (X)	Rubber buiten Joint de vitrage Glasanlage dichtung Glazing gasket outside	Rubber binnen Joint de vitrage Glas dichtung Glazing gasket	Glaslat Latte a vitrage Glasleiste Glazing bead
4	ACVG31	ACVG340	IP065
5	ACVG31	ACVG34	IP065
6	ACVG31	ACVG33	IP065
7	ACVG31	ACVG32	IP065
8	ACVG31	ACVG34	SP067
9	ACVG31	ACVG33	SP067
10	ACVG31	ACVG32	SP067
11	ACVG31	ACVG340	SP066
12	ACVG31	ACVG34	SP066
13	ACVG31	ACVG33	SP066
14	ACVG31	ACVG32	SP066
15	ACVG31	ACVG340	SP065
16	ACVG31	ACVG34	SP065
17	ACVG31	ACVG33	SP065
18	ACVG31	ACVG32	SP065
19	ACVG31	ACVG34	VL65
20	ACVG31	ACVG33	VL65
21	ACVG31	ACVG32	VL65
22	ACVG31	ACVG340	VL640 & IP066
23	ACVG31	ACVG34	VL640 & IP066
24	ACVG31	ACVG33	VL640 & IP066
25	ACVG31	ACVG32	VL640 & IP066
26	ACVG31	ACVG340	VL64 & VL164 & IP564

glastab1

Glasdikte (X) Epaisseur de vitrage (X) Glas dicke (X) Glazing thickness (X)	Rubber buiten Joint de vitrage exterieur Glasanlage dichtung Glazing gasket outside	Rubber binnen Joint de vitrage Glas dichtung Glazing gasket	Glaslat Latte a vitrage Glasleiste Glazing bead
27	ACVG31	ACVG34	VL64 & VL164 & IP564
28	ACVG31	ACVG33	VL64 & VL164 & IP564
29	ACVG31	ACVG32	VL64 & VL164 & IP564
30	ACVG31	ACVG34	VL630
31	ACVG31	ACVG33	VL630
32	ACVG31	ACVG32	VL630
33	ACVG31	ACVG34	VL63 & VL163
34	ACVG31	ACVG33	VL63 & VL163
35	ACVG31	ACVG32	VL63 & VL163
36	ACVG31	ACVG34	VL162 & VL166
37	ACVG31	ACVG33	VL162 & VL166
38	ACVG31	ACVG32	VL162 & VL166
39	ACVG31	ACVG32	VL62 & VL66 & VL562
40	ACVG31	ACVG33	VL612
41	ACVG31	ACVG32	VL612
42	ACVG31	ACVG33	VL611 & VL161
43	ACVG31	ACVG32	VL611 & VL161
44	ACVG31	ACVG340	VL610
45	ACVG31	ACVG34	VL610
46	ACVG31	ACVG33	VL610
47	ACVG31	ACVG32	VL610
48	ACVG31	ACVG340	VL61
49	ACVG31	ACVG34	VL61
50	ACVG31	ACVG33	VL61
51	ACVG31	ACVG32	VL61

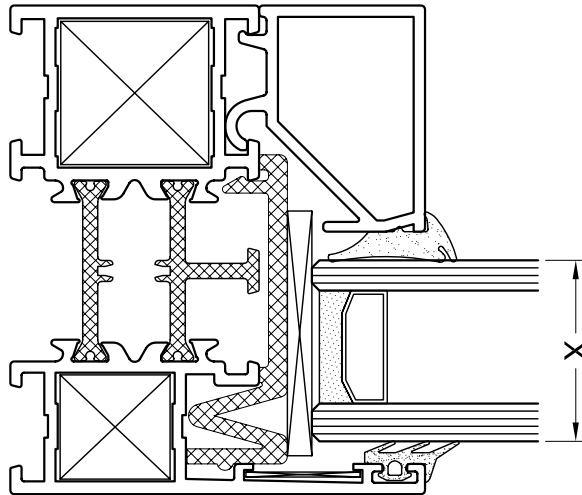
GLASTABEL
TABLE DE VITRAGE
BEGLAZUNG TABELLE
GLAZING TABLE

DOORSNEDE - COUPE - SCHNITT - SECTION



Paneeldikte (X) Epaisseur de panneau (X) Glas dicke (X) Glazing thickness (X)	Rubber buiten Joint de vitrage exterieur Glasanlage dichtung Glazing gasket outside	Rubber binnen Joint de vitrage Glas dichtung Glazing gasket	Glaslat Latte a vitrage Glasleiste Glazing bead
32 mm	ACVG340	ACVG231	IP171 + IP162
33 mm	ACVG340	ACVG31	IP171 + IP162
34 mm	ACVG34	ACVG31	IP171 + IP162
35 mm	ACVG33	ACVG31	IP171 + IP162
36 mm	ACVG32	ACVG31	IP171 + IP162
37 mm	ACVG32	ACVG231	IP171 + IP162

glastab3



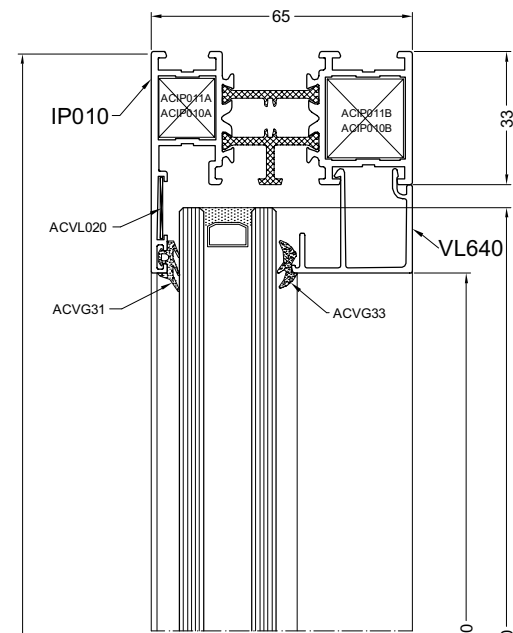
Glasdikte (X) Epaisseur de vitrage (X) Glas dicke (X) Glazing thickness (X)	Rubber buiten Joint de vitrage exterieur Glasanlage dichtung Glazing gasket outside	Rubber binnen Joint de vitrage Glas dichtung Glazing gasket	Glaslat Latte a vitrage Glasleiste Glazing bead
19	ACVG31	ACVG34IW	IP569
20	ACVG31	ACVG33IW	IP569
21	ACVG31	ACVG32IW	IP569
23	ACVG31	ACVG34IW	IP568
24	ACVG31	ACVG33IW	IP568
25	ACVG31	ACVG32IW	IP568
27	ACVG31	ACVG34IW	IP564
28	ACVG31	ACVG33IW	IP564
29	ACVG31	ACVG32IW	IP564
32	ACVG31	ACVG34IW	IP566

Glasdikte (X) Epaisseur de vitrage (X) Glas dicke (X) Glazing thickness (X)	Rubber buiten Joint de vitrage exterieur Glasanlage dichtung Glazing gasket outside	Rubber binnen Joint de vitrage Glas dichtung Glazing gasket	Glaslat Latte a vitrage Glasleiste Glazing bead
33	ACVG31	ACVG33IW	IP566
34	ACVG31	ACVG32IW	IP566
37	ACVG31	ACVG34IW	VL562
38	ACVG31	ACVG33IW	VL562
39	ACVG31	ACVG32IW	VL562
41	ACVG31	ACVG34IW	VL561
42	ACVG31	ACVG33IW	VL561
43	ACVG31	ACVG32IW	VL561
49	ACVG31	ACVG34IW	IP561
50	ACVG31	ACVG33IW	IP561
51	ACVG31	ACVG32IW	IP561

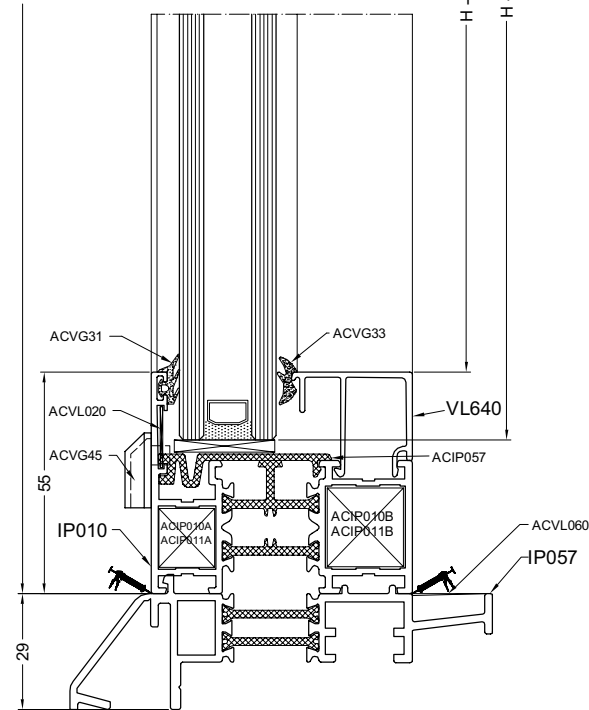
VAST RAAM
CHASSIS FIXE
FEST FELD
FIXED WINDOW

ZAAGTABELLEN - TABLES DE SCIAGES - ZUSCHNITT-TABELLEN - SAWING TABLES

C



D

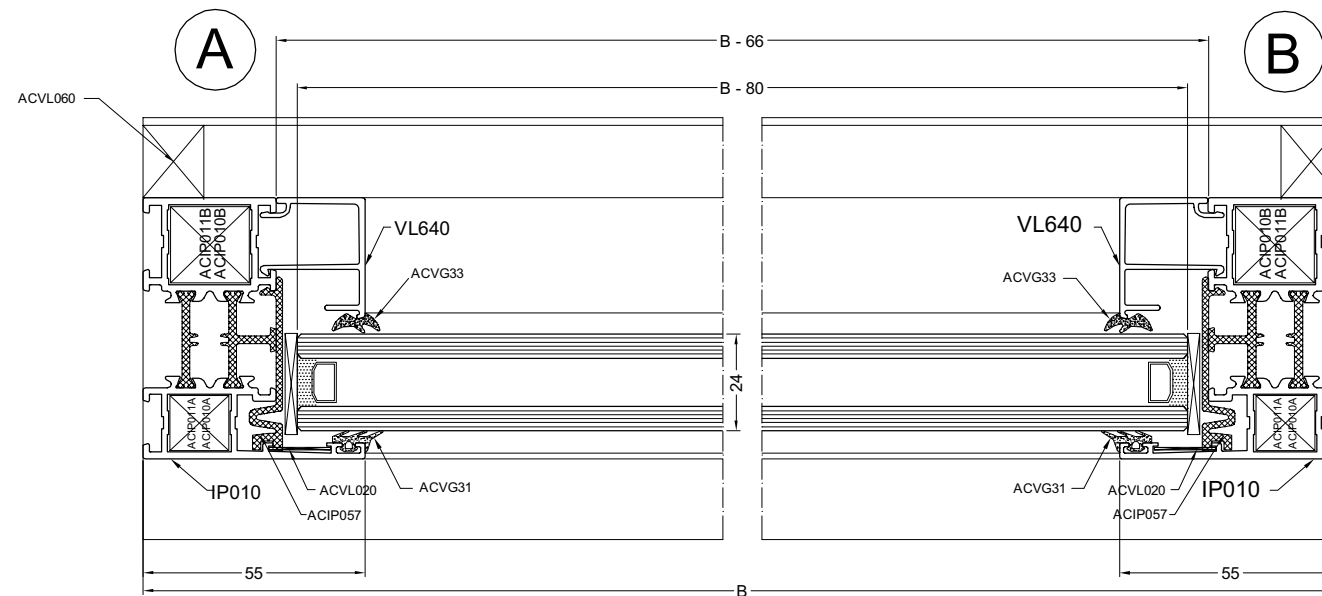
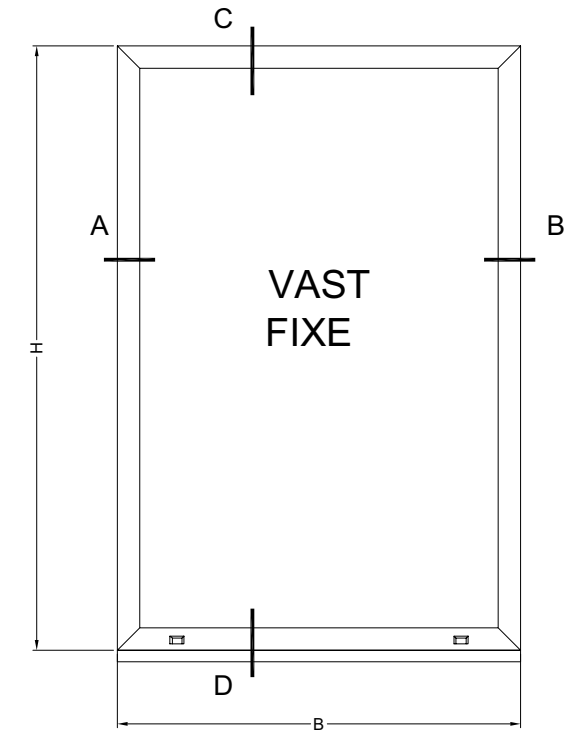


PROFIELEN PROFILES PROFILE PROFILS

IP010		2		B
IP010		2		H
IP057		1		B
VL6*		2		B - 66
VL6*		2		H - 110

TOEBEHOREN ACCESSOIRES
ZUBEHÖRTEILE ACCESSORIES

ACIP010A/11A	4
ACIP010B/11B	4
ACVL020	4
ACVL060	2
ACIP057	4
ACVG45	2
ACVG31	(B+H)x2 -160
ACVG33	(B+H)x2 -160
ACIP040	(B+H)x2 -90

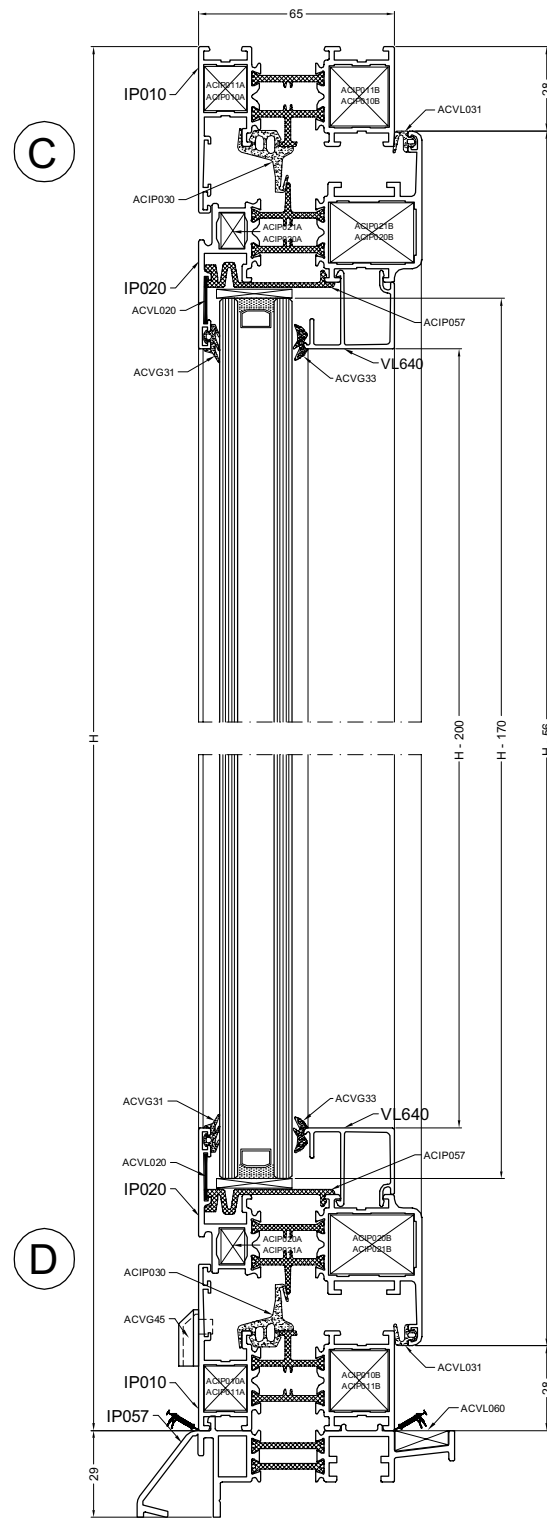


GLASMATEN
DIMENSIONS DES VITRAGES B - 80
GLASSMASSE
GLASS SIZES H - 80



ENKEL OPENDRAAIEND RAAM
OUVRANT A LA FRANCAISE
DREHFLUGEL
CASEMENT WINDOW

ZAAGTABELLEN - TABLES DE SCIAGES - ZUSCHNITT-TABELLEN - SAWING TABLES



PROFIELEN PROFILE PROFILES

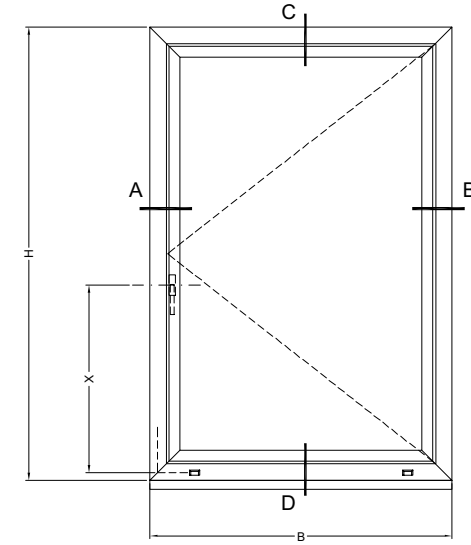
PROFIELEN	PROFILE	PROFILES	PROFILES
IP010	2	B	B
IP010	2	H	H
IP020	2	B - 56	B - 56
IP020	2	H - 56	H - 56
IP057	1	B	B
VL6*	2	B - 156	B - 156
VL6*	2	H - 200	H - 200
VL59	1	X - 100	X - 100
VL59	1	H - (X + 156)	H - (X + 156)

TOEBEHOREN ACCESSOIRES ZUBEHÖRTEILE ACCESSORIES

ACIP010A/11A	4
ACIP010B/11B	4
ACIP020A/21A	4
ACIP020B/21B	4
ACVL020	8
ACVL060	2
ACIP057	8
ACVG45	2
ACVG31	(B+H)x2 -340
ACVG33	(B+H)x2 -340
ACMX040	2
ACFA081	1
ACFA050	1 SET
ACFA083	1
ACFA051	1
ACVL031	(B+H)x2 -110
ACIP030	(B+H)x2 -110
ACIP040	(B+H)x4 -542

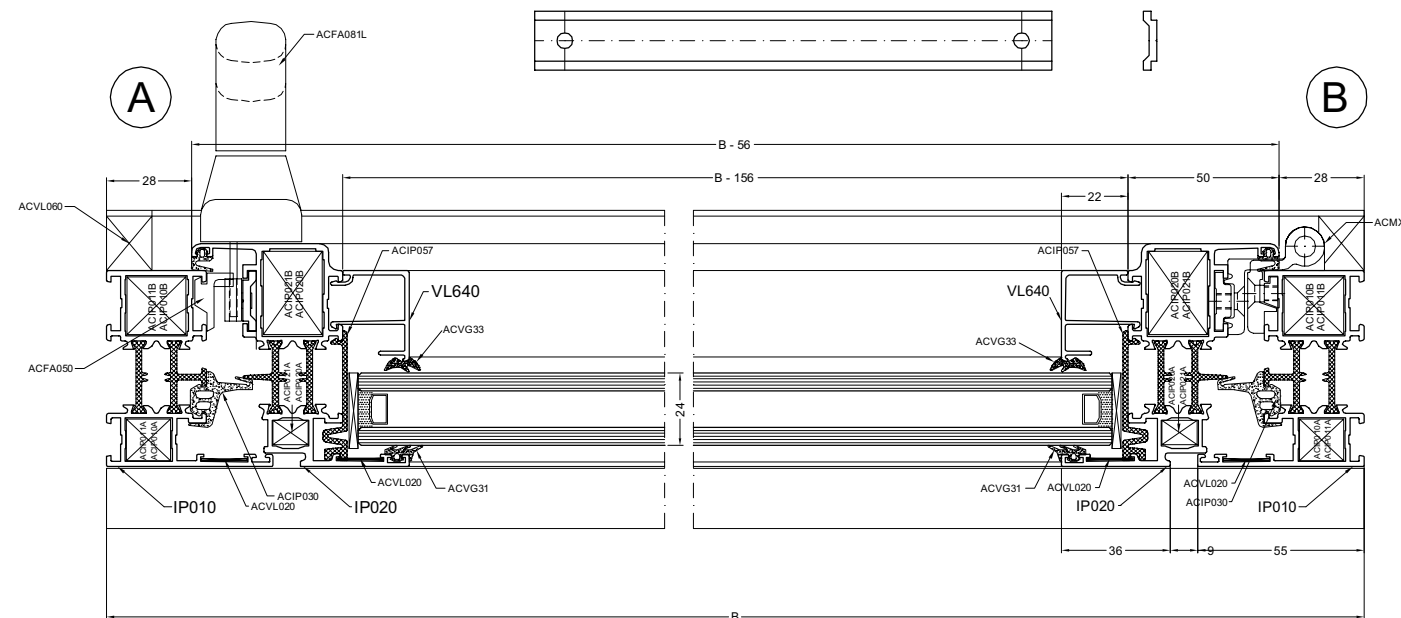
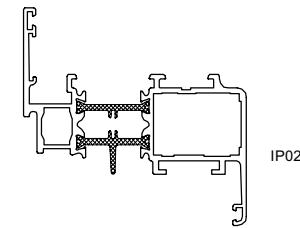
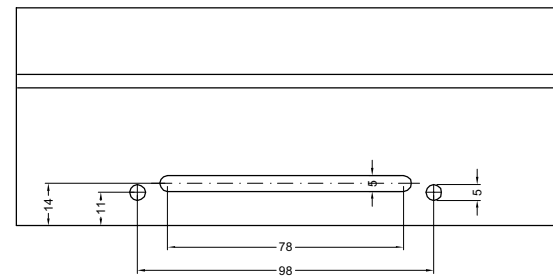
EXTRA

ACMX040	
ACSB041	



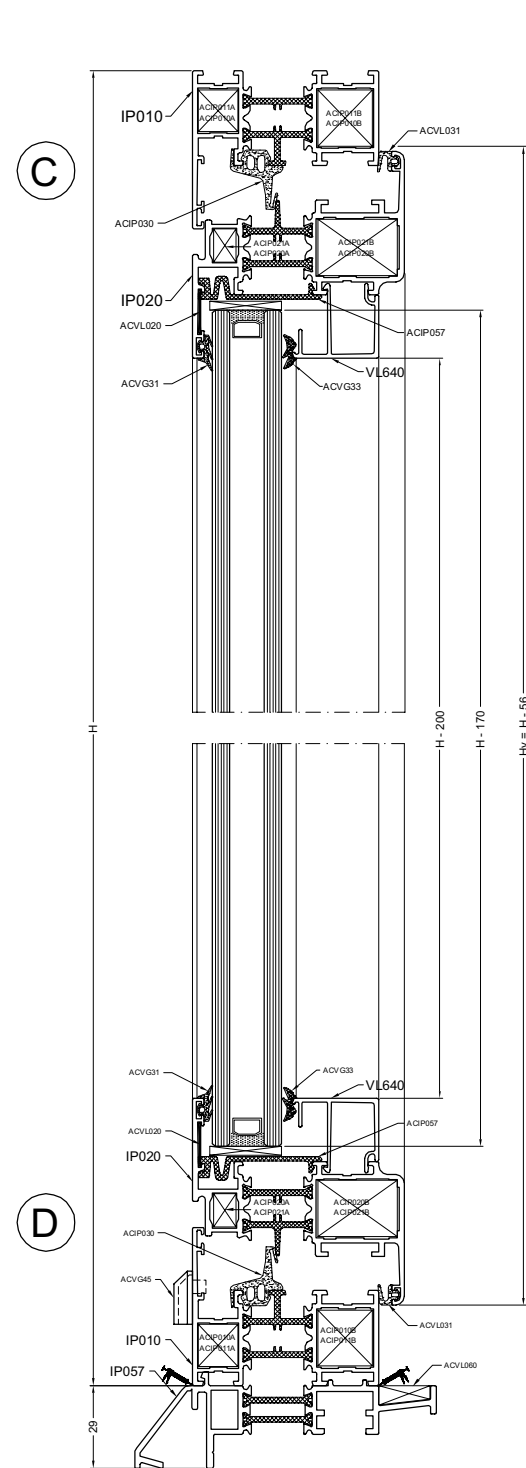
GLASMATEN
DIMENSIONS DES VITRAGES
GLASSIZE
GLASS SIZES

B - 170
H - 170



DRAAIKIP RAAM - KIPDRAAI RAAM
CHASSIS OSCILLO-BATTANT/MANOEVRE LOGIQUE
DREH-KIPPFENSTER / KIPDREH FENSTER
TILT AND TURN WINDOW / TILT BEFORE TURN WINDOW

ZAAGTABELLEN - TABLES DE SCIAGES - ZUSCHNITT-TABELLEN - SAWING TABLES



PROFIELN PROFILES PROFILE PROFILS

IP010		2		B
IP010		2		H
IP020		2		Bv
IP020		2		Hv
IP057		1		B
VL6*		2		B - 156
VL6*		2		H - 200

TOEBEHOREN ACCESSOIRES
ZUBEHOERTEILE ACCESSORIES

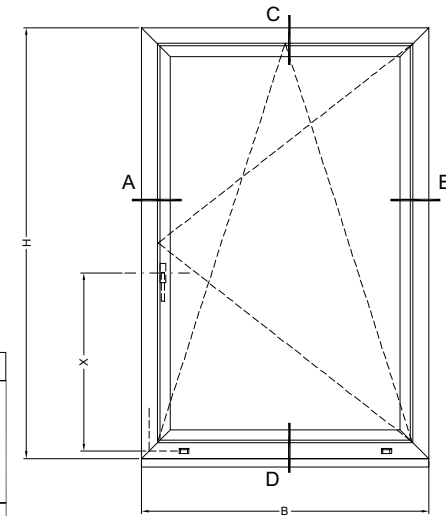
ACIP010A/11A	4
ACIP010B/11B	4
ACIP020A/21A	4
ACIP020B/21B	4
ACVL060	2
ACVL020	8
ACIP057	4
ACVG45	2
ACVG31	(B+H)x2-340
ACVG33	(B+H)x2-340
ACVL031	(B+H)x2-110
ACIP030	(B+H)x2-110
ACIP040	(B+H)x4-542

DRAAI-KIP ** OSCILLO-BATTANT ** DREH-KIP ** TURN & TILT

Hv	Bv	402-750	526-1200	816-1080	1080-1700	1200-1700
500-1080	ACFA070XX	1x	ACFA070XX	1x	ACFA070XX	1x
	ACFA071	1x	ACFA071	1x	ACFA071	1x
	ACFA081XX	1x	ACFA081XX	1x	ACFA079	1x
	(ACFA084XX)	1x	(ACFA084XX)	1x	(ACFA081XX)	1x
	VL59	1x(Bv-372)	VL59	1x(Bv-496)	VL59	1x(Bv-750)
1080-2400	ACFA070XX	1x	ACFA070XX	1x	ACFA070XX	1x
	ACFA071	1x	ACFA071	1x	ACFA072	1x
	ACFA078	1x	ACFA078	1x	ACFA078	1x
	ACFA081XX	1x	ACFA081XX	1x	ACFA079	1x
	(ACFA084XX)	1x	(ACFA084XX)	1x	ACFA087	1x
VL59	1x(Hv/2)+189	VL59	1x(Hv/2)-189	VL59	1x(Hv/2)+189	
VL59	1x(Bv-372)	VL59	1x(Bv-496)	VL59	1x(Bv-750)	
VL59	X-147	VL59	X-147	VL59	1x(Bv/2)+154	
VL59	Hv-(X+263)	VL59	Hv-(X+263)	VL59	X-147	
				VL59	Hv-(X+263)	

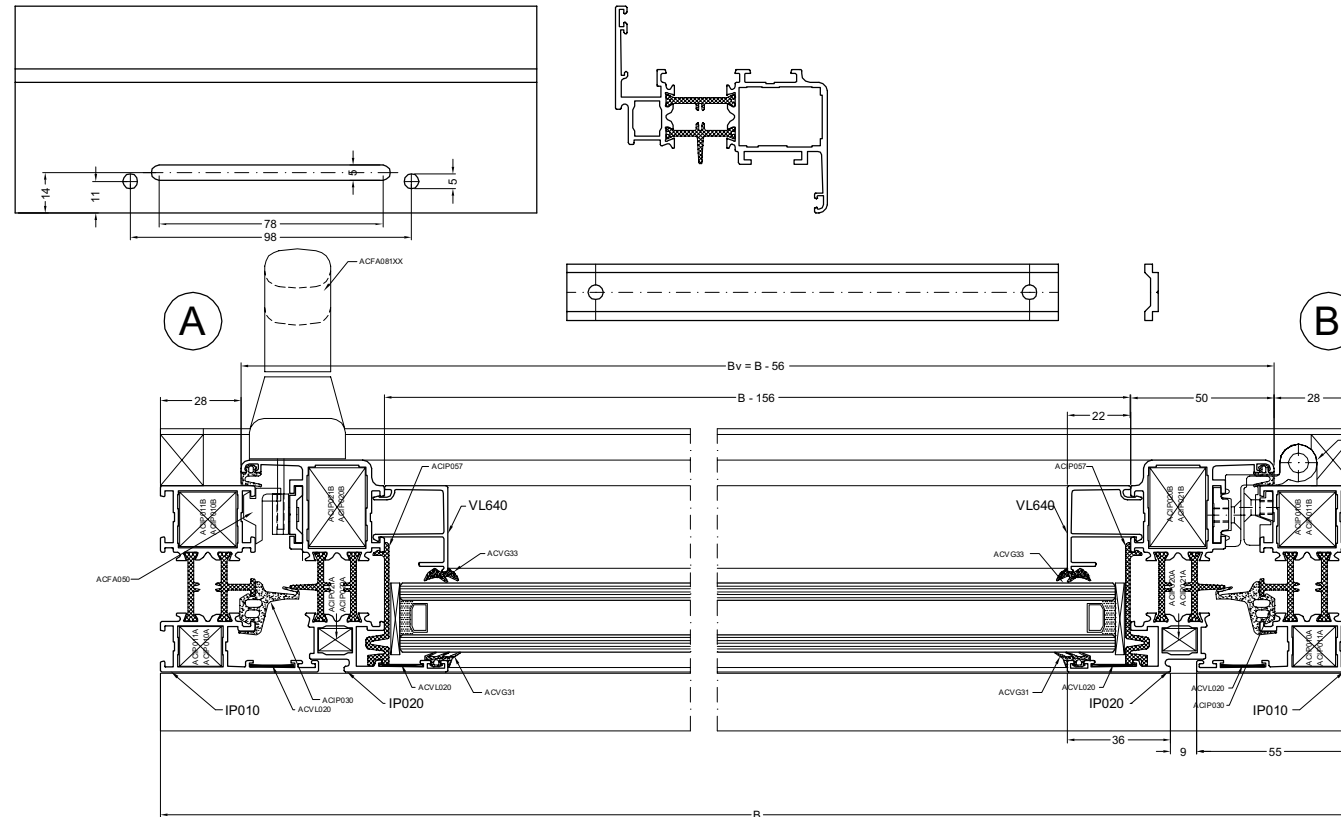
KIP-DRAAI ** MANOEUVRE LOGIQUE ** KIPDREH ** TILT BEFORE TURN

Hv	Bv	402-750	562-1200	816-1080	1080-1700
500-1080	ACFA061	1x	ACFA062	1x	ACFA063
	ACFA069	1x	ACFA069	1x	ACFA069
	ACFA081XX	1x	ACFA081XX	1x	ACFA081XX
	(ACFA082XX)	1x	(ACFA082XX)	1x	(ACFA082XX)
	VL59	1x(Bv-372)	VL59	1x(Bv-496)	VL59
1080-2400	ACFA061	1x	ACFA062	1x	ACFA063
	ACFA069	1x	ACFA069	1x	ACFA065
	ACFA078	1x	ACFA078	1x	ACFA069
	ACFA081XX	1x	ACFA081XX	1x	ACFA078
	(ACFA082XX)	1x	(ACFA082XX)	1x	ACFA081XX
VL59	1x(Hv/2)-189	VL59	1x(Bv-496)	VL59	1x(Bv-750)
VL59	1x(Bv-372)	VL59	1x(Hv/2)+189	VL59	1x(Hv/2)-189
VL59	X-147	VL59	X-147	VL59	X-147
VL59	Hv-(X+263)	VL59	Hv-(X+263)	VL59	Hv-(X+263)
				VL59	1x(Bv-750)
				VL59	1x(Bv/2)+154
				VL59	1x(Hv/2)-189
				VL59	X-147
				VL59	Hv-(X+263)



GLASMATEN
DIMENSIONS DES VITRAGES
GLASSMASSE
GLASS SIZES
B - 170
H - 170

Bv = B - 56
Hv = H - 56



**DRAAIKIP RAAM
CHASSIS OSCILLO-BATTANT
DREH-KIPPFENSTER
TILT AND TURN WINDOW**

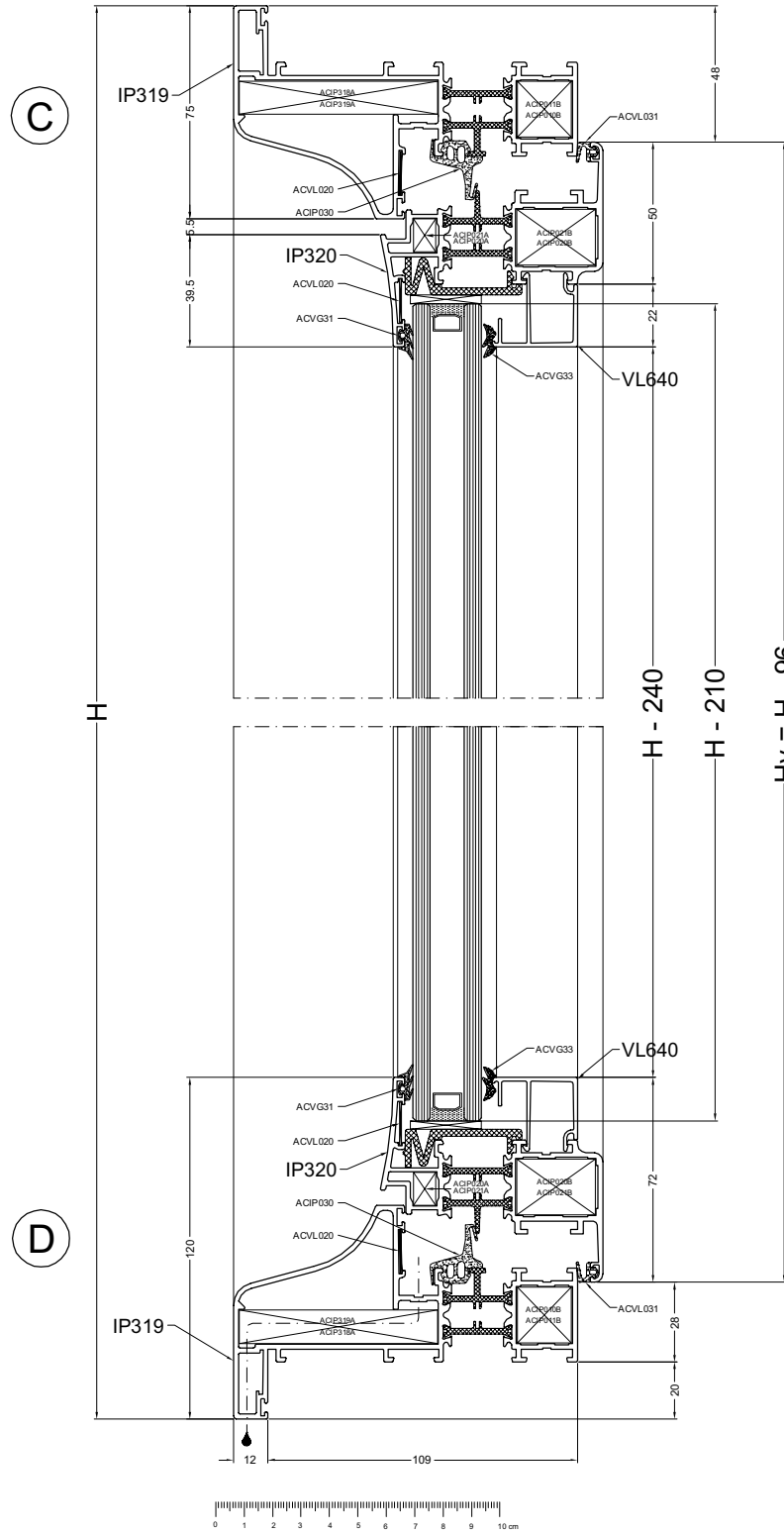
ZAAGTABELLEN - TABLES DE SCIAGES - ZUSCHNITT-TABELLEN - SAWING TABLES

PROFIELN PROFILE PROFILE PROFILS

IP319		2		B
IP319		2		H
IP320		2		Bv
IP320		2		Hv
VL6*		2		B - 196
VL6*		2		H - 240

**TOEBEHOREN ACCESSOIRES
ZUBEHORTEILE ACCESSORIES**

ACIP318A/319A	4
ACIP010B/11B	4
ACIP020A/21A	4
ACIP020B/21B	4
ACVL020	8
ACIP057	4
ACVG31	(B+H)x2-400
ACVG33	(B+H)x2-400
ACVL031	(B+H)x2-140
ACIP030	(B+H)x2-140

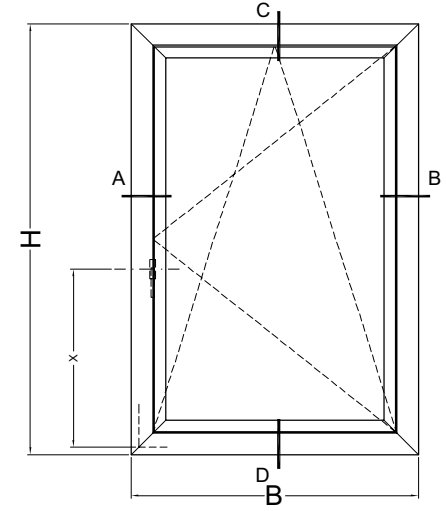


DRAAI-KIP ** OSCILLO-BATTANT ** DREH-KIP ** TURN & TILT

Hv	Bv	402-750	526-1200	816-1080	1080-1700	1200-1700
500-1080	ACFA070XX	1x	ACFA070XX	1x	ACFA070XX	1x
	ACFA071	1x	ACFA081XX	1x	ACFA073	1x
	ACFA081XX	1x	ACFA084XX	1x	ACFA079	1x
	(ACFA084XX)	1x	ACFA072	1x	(ACFA084XX)	1x
VL59	1x(Bv-372)	VL59	1x(Bv-496)	VL59	1x(Bv-750)	VL59
VL59	X-147	VL59	X-147	VL59	X-147	VL59
VL59	Hv-(X+191)	VL59	Hv-(X+191)	VL59	Hv-(X+191)	VL59
1080-2400	ACFA070XX	1x	ACFA70XX	1x	ACFA070XX	1x
	ACFA071	1x	ACFA072	1x	ACFA073	1x
	ACFA078	1x	ACFA078	1x	ACFA078	1x
	ACFA081XX	1x	ACFA081XX	1x	ACFA079	1x
(ACFA084XX)	1x	(ACFA084XX)	1x	(ACFA084XX)	1x	
VL59	1x(Hv/2)-189	VL59	1x(Hv/2)-189	VL59	1x(Hv/2)-189	VL59
VL59	1x(Bv-372)	VL59	1x(Bv-496)	VL59	1x(Bv-750)	VL59
VL59	X-147	VL59	X-147	VL59	X-147	VL59
VL59	Hv-(X+263)	VL59	Hv-(X+263)	VL59	Hv-(X+263)	VL59

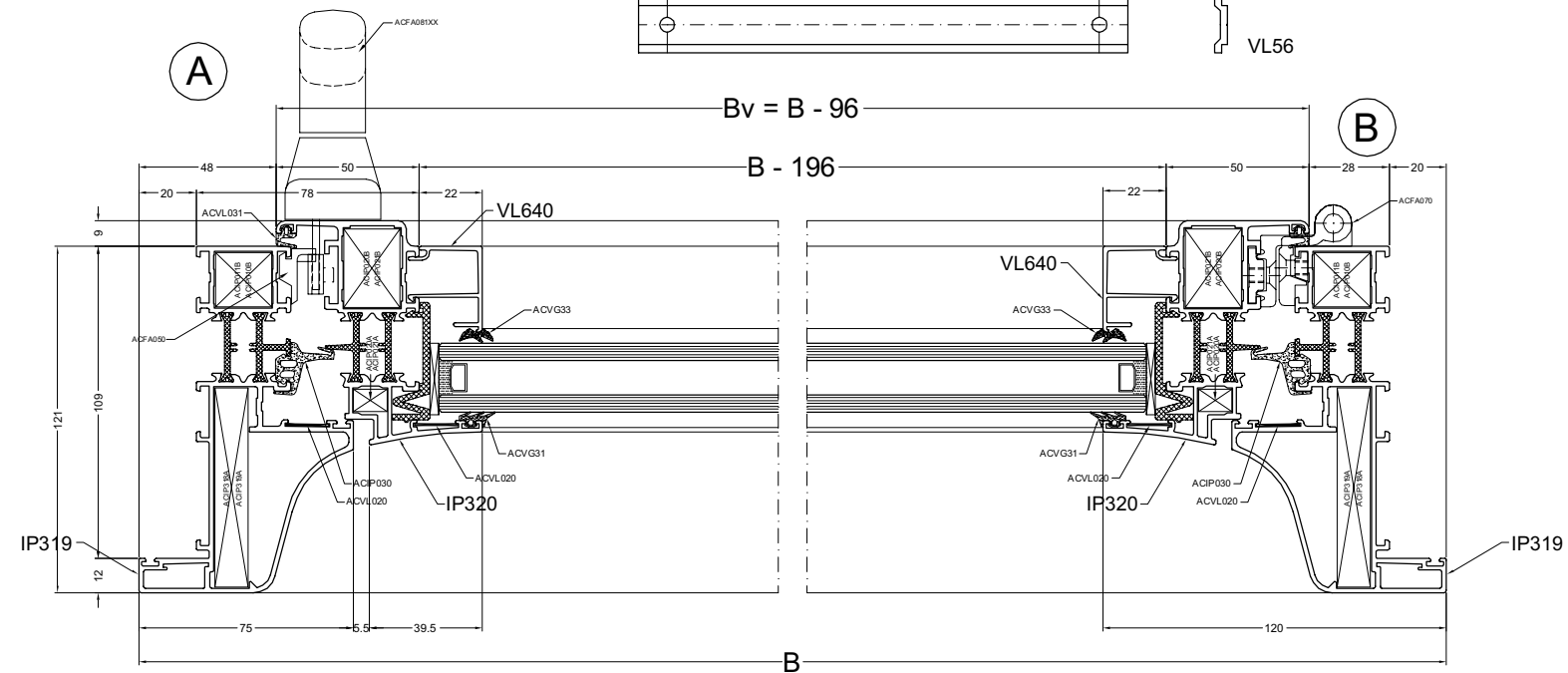
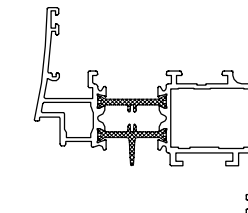
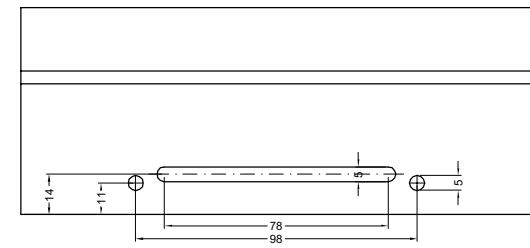
KIP-DRAAI ** MANOEUVRE LOGIQUE ** KIPDREH ** TILT BEFORE TURN

Hv	Bv	402-750	562-1200	816-1080	1080-1700
500-1080	ACFA061	1x	ACFA062	1x	ACFA063
	ACFA069	1x	ACFA069	1x	ACFA069
	ACFA081XX	1x	ACFA081XX	1x	ACFA081XX
	(ACFA082XX)	1x	(ACFA082XX)	1x	(ACFA082XX)
VL59	1x(Bv-372)	VL59	1x(Bv-496)	VL59	1x(Bv-750)
VL59	X-147	VL59	X-147	VL59	X-147
VL59	Hv-(X+191)	VL59	Hv-(X+191)	VL59	Hv-(X+191)
1080-2400	ACFA061	1x	ACFA062	1x	ACFA063
	ACFA069	1x	ACFA069	1x	ACFA069
	ACFA078	1x	ACFA078	1x	ACFA078
	ACFA081XX	1x	ACFA081XX	1x	ACFA081XX
(ACFA082XX)	1x	(ACFA082XX)	1x	(ACFA082XX)	
VL59	1x(Hv/2)-189	VL59	1x(Bv-496)	VL59	1x(Bv-750)
VL59	1x(Bv-372)	VL59	1x(Hv/2)-189	VL59	1x(Hv/2)-189
VL59	X-147	VL59	X-147	VL59	X-147
VL59	Hv-(X+263)	VL59	Hv-(X+263)	VL59	Hv-(X+263)



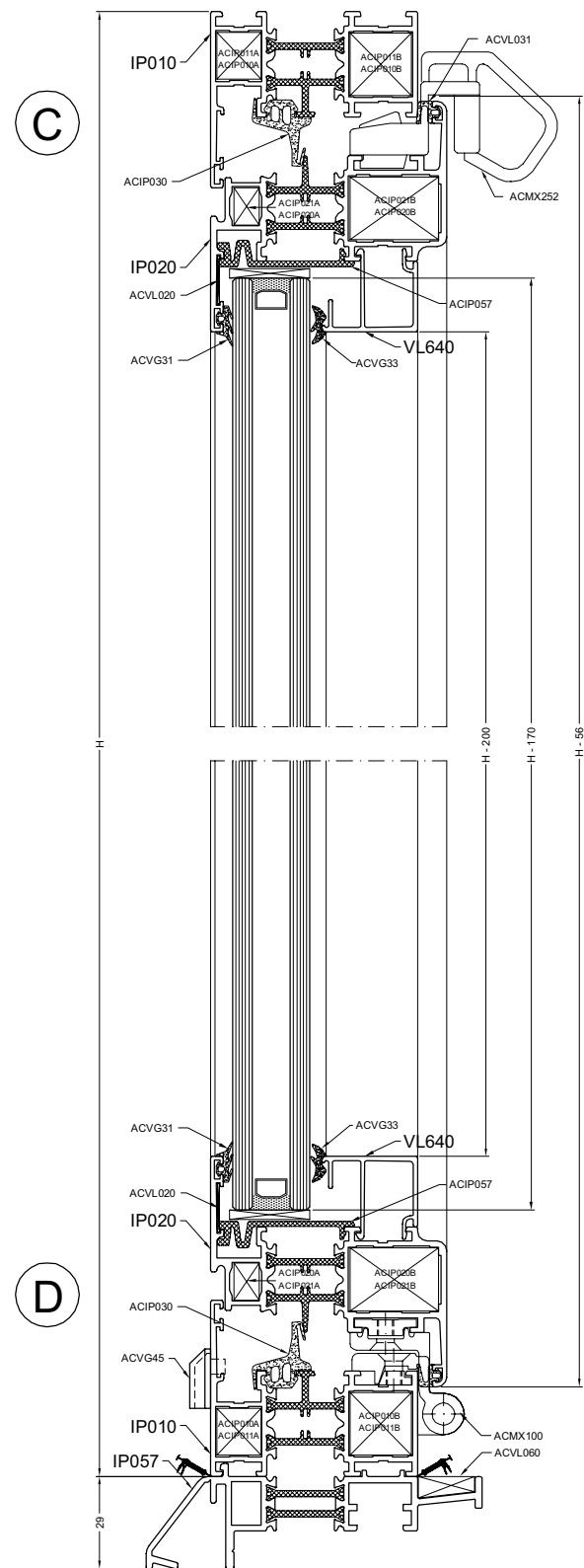
GLASMATEN DIMENSIONS DES VITRAGES GLASSIZES	B - 210 H - 210
---	--------------------

Bv = B - 96
Hv = H - 96



KIPRAAM
FENETRE BASCULANTE
KIPPFENSTER
TILT WINDOW

ZAAGTABELLEN - TABLES DE SCIAGES - ZUSCHNITT-TABELLEN - SAWING TABLES

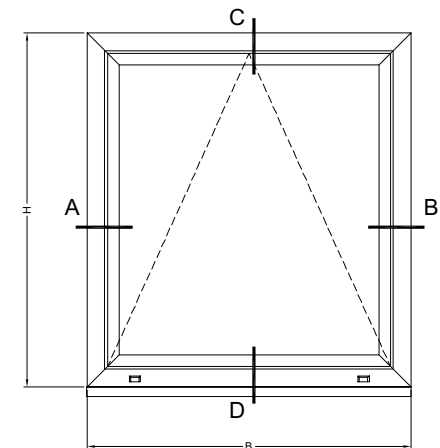


PROFIELEN PROFILES PROFILE PROFILS

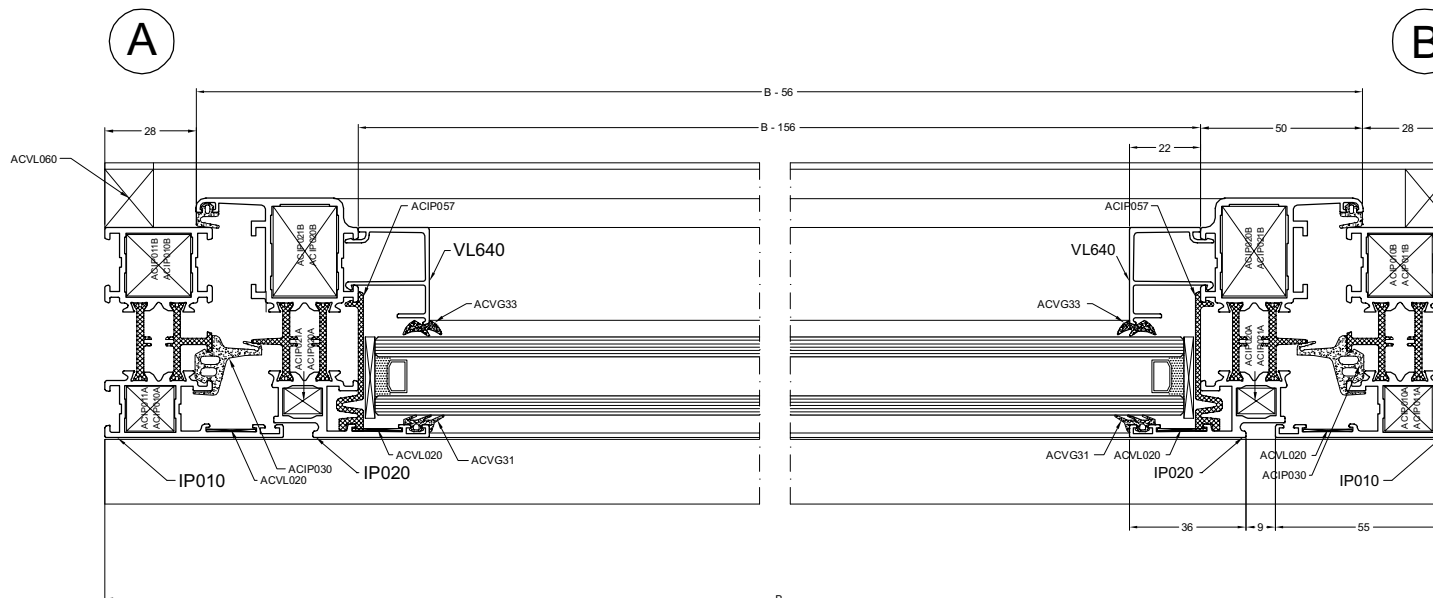
IP010		2		B
IP010		2		H
IP020		2		B - 56
IP020		2		H - 56
IP057		1		B
VL6*		2		B - 156
VL6*		2		H - 200

TOEBEHOREN ACCESSOIRES
ZUBEHÖRTEILE ACCESSORIES

ACIP010A/11A	4
ACIP010B/11B	4
ACIP020A/21A	4
ACIP020B/21B	4
ACVL020	8
ACVL060	2
ACIP057	4
ACVG45	2
ACVG31	(B+H)x2-340
ACVG33	(B+H)x2-340
ACMX100	2 (3)
ACMX252	1
ACMX053	1 SET
ACVL031	(B+H)x2-110
ACIP030	(B+H)x2-110
ACIP040	(B+H)x4-542



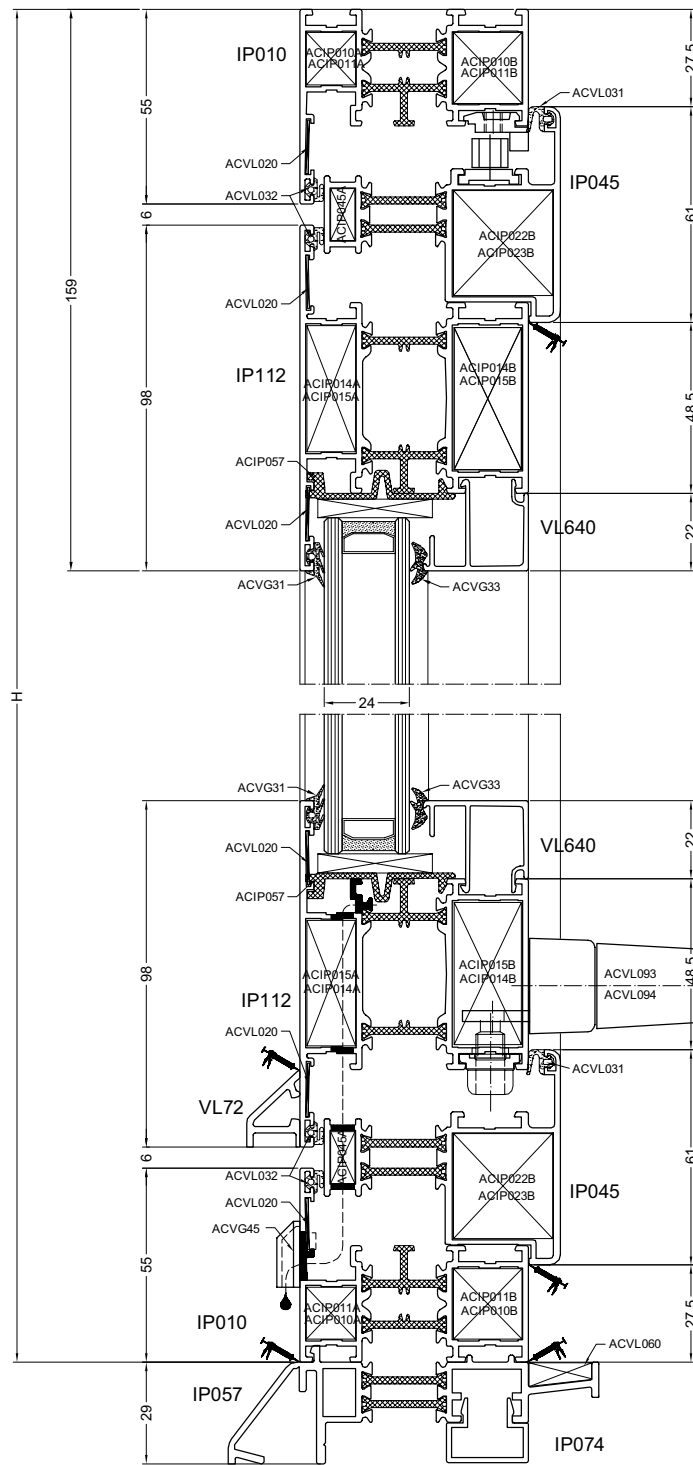
GLASMATEN
DIMENSIONS DES VITRAGES B - 170
GLASMASSE
GLASS SIZES H - 170



ipd06

TUIMELRAAM 180°
FENETRE BASCULANT 180°
SCHWINGFLUGEL 180°
PIVOTED WINDOW 180°

ZAAGTABELLEN - TABLES DE SCIAGES - ZUSCHNITT-TABELLEN - SAWING TABLES

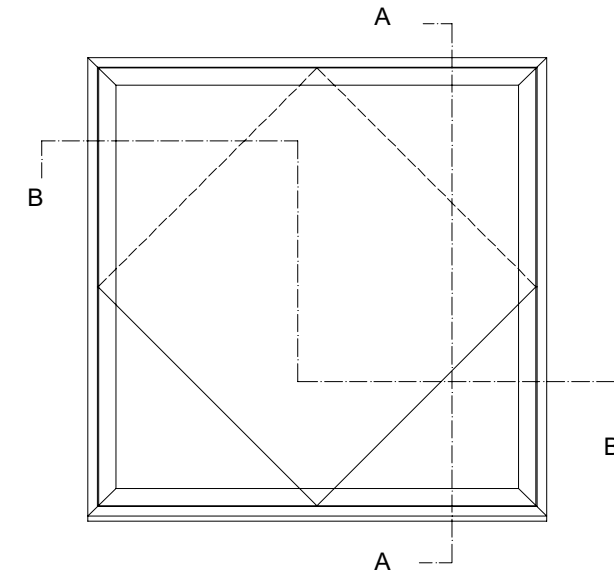


PROFIELN PROFILES PROFILE PROFILS

IP010		2		B
IP010		2		H
IP112		2		B - 122
IP112		2		H - 122
IP045		1		B - 55
IP045		1		B - 55
IP045		1		H/2 - 28
IP045		1		H/2 - 28
IP045		1		H/2 - 28
IP057		1		B
VL6*		2		B - 274
VL6*		2		H - 318
VL60		1		B - 384.5
VL60		2		B/2 - 254.5
VL60		1		H/2 - 181
VL60		1		H/2 - 211.5
VL72		1		B - 132

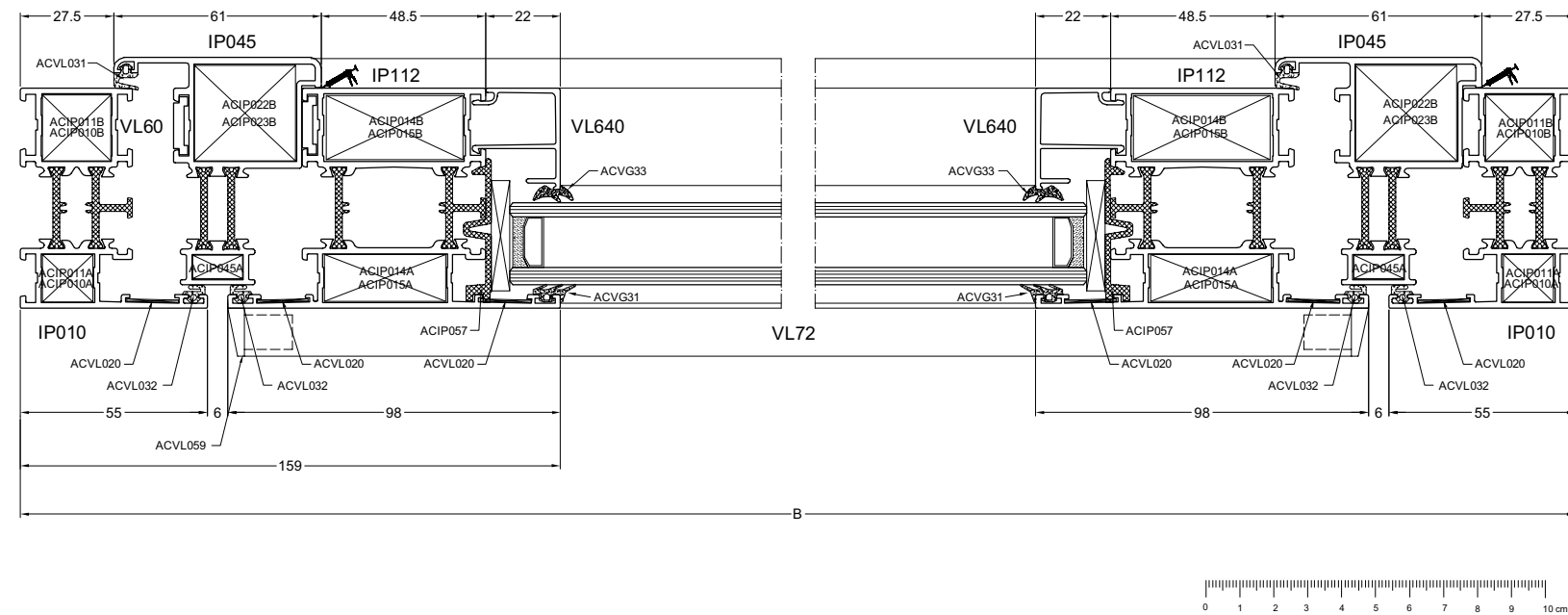
TOEBEHOREN ACCESSOIRES
ZUBEHÖRTEILE ACCESSORIES

ACIP010A/11A	4
ACIP010B/11B	4
ACIP045A	4
ACIP022B/023B	4
ACIP014A/015A	4
ACIP014B/015B	4
ACVL020	12
ACIP057	8
ACVG45	2
ACVG31	2H+2B-1100
ACVG33	2H+2B-1100
ACVL090	1
ACVL091	1
ACVL092	1
ACVL093/ACVL094	1
ACVL031	2H+2B-200
ACVL032	4H+4B-800
ACVL059	1 SET
ACVL061	B VL72/300



Hmin = 700mm, Bmin = 500mm
Hmax = 2000mm, Bmax = 2400mm
Hmax = 2200mm, Bmax = 2200mm

GLASMATEN
DIMENSIONS DES VITRAGES **B - 288**
GLASMASSE
GLASS SIZES **H - 288**



KIPSCHUIF RAAM - 2 DELIG
FENETRE COULISSANTE A TRANSLATION - 2 PARTS
KIPP-SCHIEBE FENSTER - 2 TEILIG
TILT SLIDING WINDOW - 2 PARTS

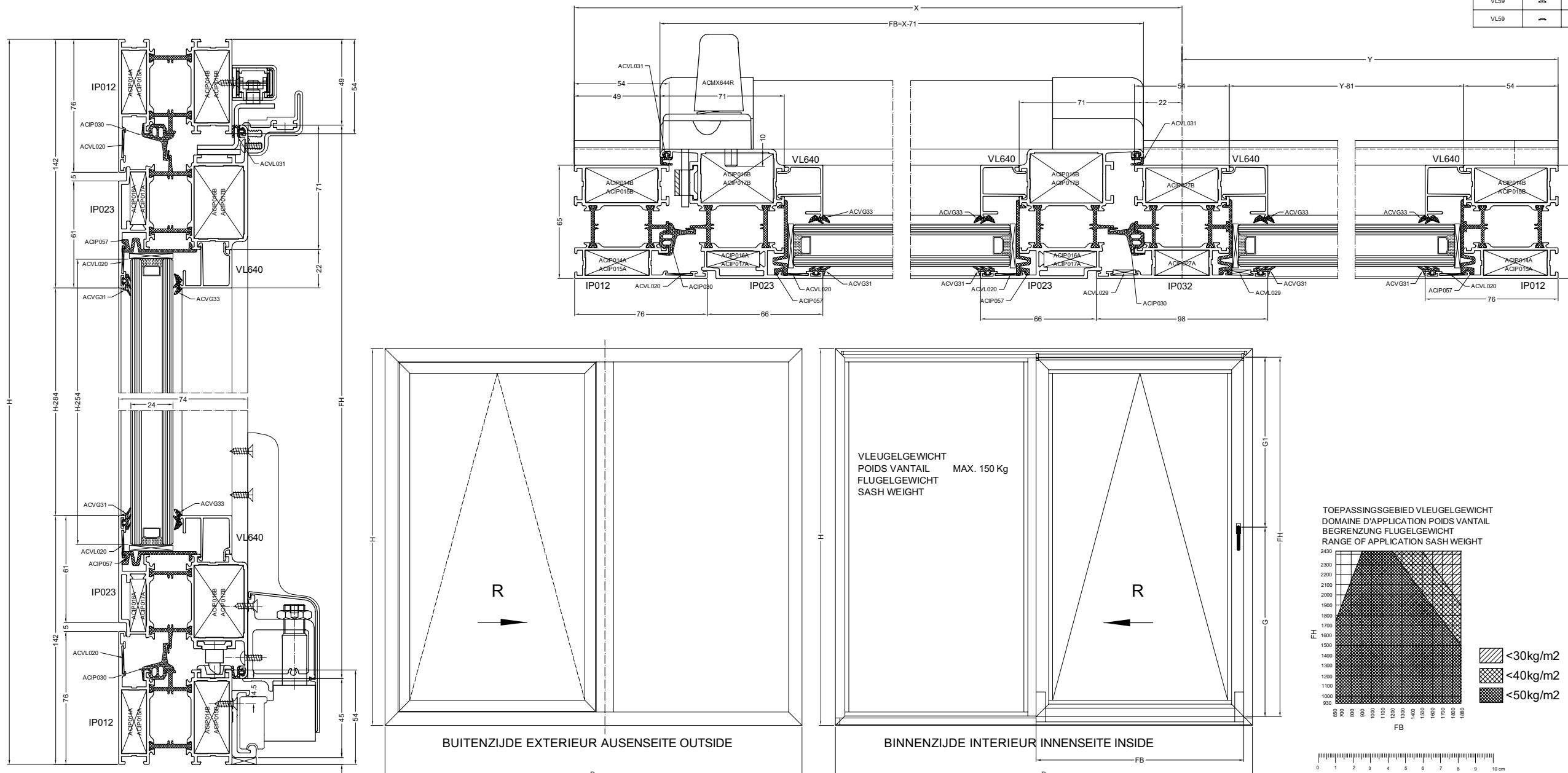
ZAAGTABELLEN - TABLES DE SCIAGES - ZUSCHNITT-TABELLEN - SAWING TABLES

VLEUGELBREEDE	LARGEUR VANTAIL	BREITE FLUGEL	WIDTH SASH	AFMETINGEN DIMENSION ABMESSUNG DIMENSION		
				<1280mm	1281mm>1880mm	
VASTE KADER	FIXE	FEST	FIXED	<2630mm	2631mm>3830mm	3831mm>6000mm
KIPSCHUIFBESLAG	FERRURE COULISSANTE A TRANSL	KIPP-SCHIEBE BESCHLAGE	TILT AND SLIDE FITTING	ACMX641L/RXX	ACMX642L/RXX	+ ACMX643XX
HANDGREEP ENKEL	POIGNEE	GRIF	HANDLE	ACMX644L XX - ACMX644R XX		
HANDGREEP AFSLUITBAAR	POIGNEE VERROULLABLE	GRIF ABSCHLIESBAR	HANDLE LOCKABLE	(ACMX646AN)		

GLASMATEN DIM. VITRAGE GLASSASSE GLASS SIZES	VLEUGEL VANTAIL FLUGEL SASH	X - 227
		H - 254
GLASSASSE GLASS SIZES	VAST FIXE FENSTER	Y - 96
	FIXED	H - 122

VLEUGELMAAT DIM VANTAIL FLUGELMASSE SASH SIZES	FB =	X - 71
	FH =	H - 98

PROFIELEN PROFILES PROFILE PROFILS				
IP012		2		H
IP012		2		B
IP032		1		H - 108
IP023		2		H - 98
IP023		2		X - 71
VL6*		2		H - 284
VL6*		2		X - 213
VL6*		2		H - 152
VL6*		2		Y - 81
VL59		2		FB - 609
VL59		1		FH - 425
VL59		1		G1 - 412
VL59		1		G - 412



TOEBEHOREN ACCESSOIRES ZUBEHÖRTEILE ACCESSORIES		
ACIP014A/015A	4	
ACIP014B/015B	4	
ACIP016A/017A	4	
ACIP016B/017B	4	
ACIP027A	2	
ACIP027B	2	
ACVL020	8	
ACIP057	12	
ACV045	2	
(ACIP034)	4	
ACIP030	2FB+2FH	
ACVL031	2FB+2FH	
ACV031	2B+4H-1000	
ACV033	2B+4H-1000	
ACVL029	4	

KIPSCHUIF RAAM - 4 DELIG
FENETRE COULISSANTE A TRANSLATION - 4 PARTS
KIPP-SCHIEBE FENSTER - 4 TEILIG
TILT SLIDING WINDOW - 4 PARTS

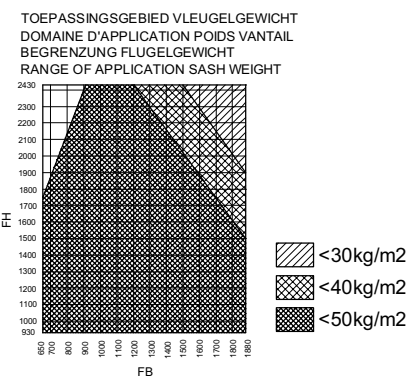
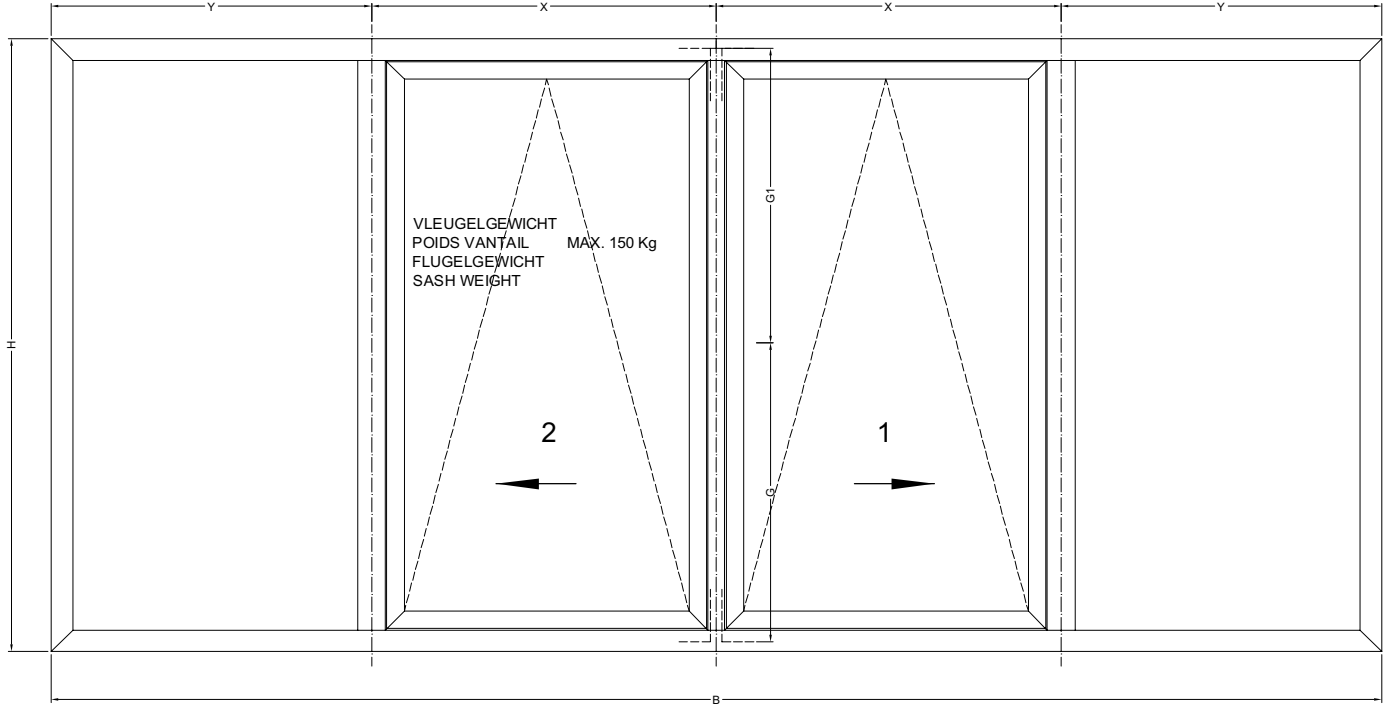
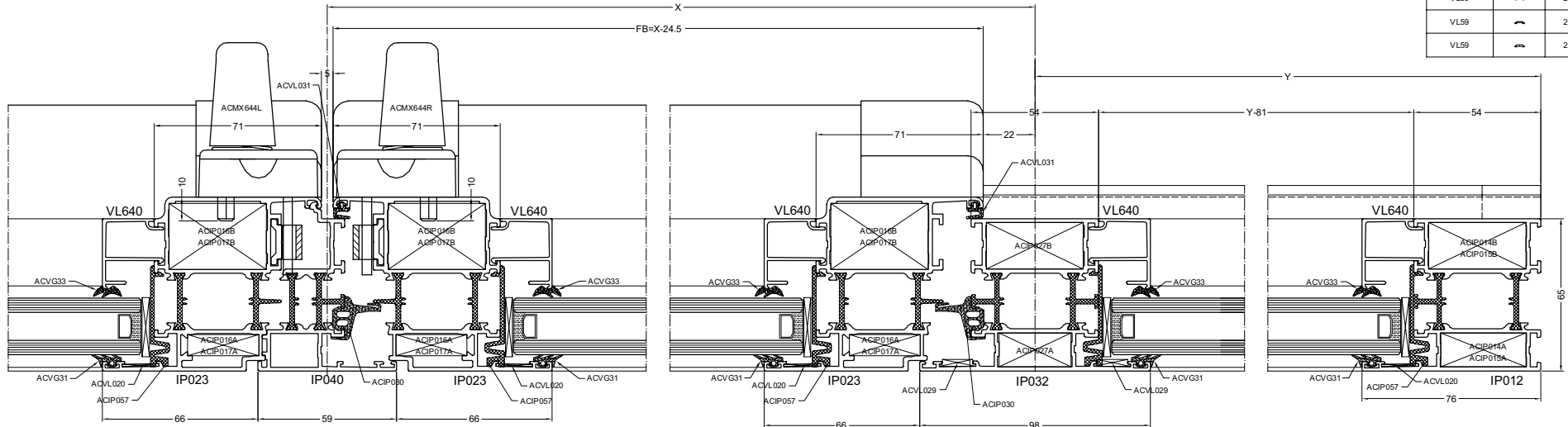
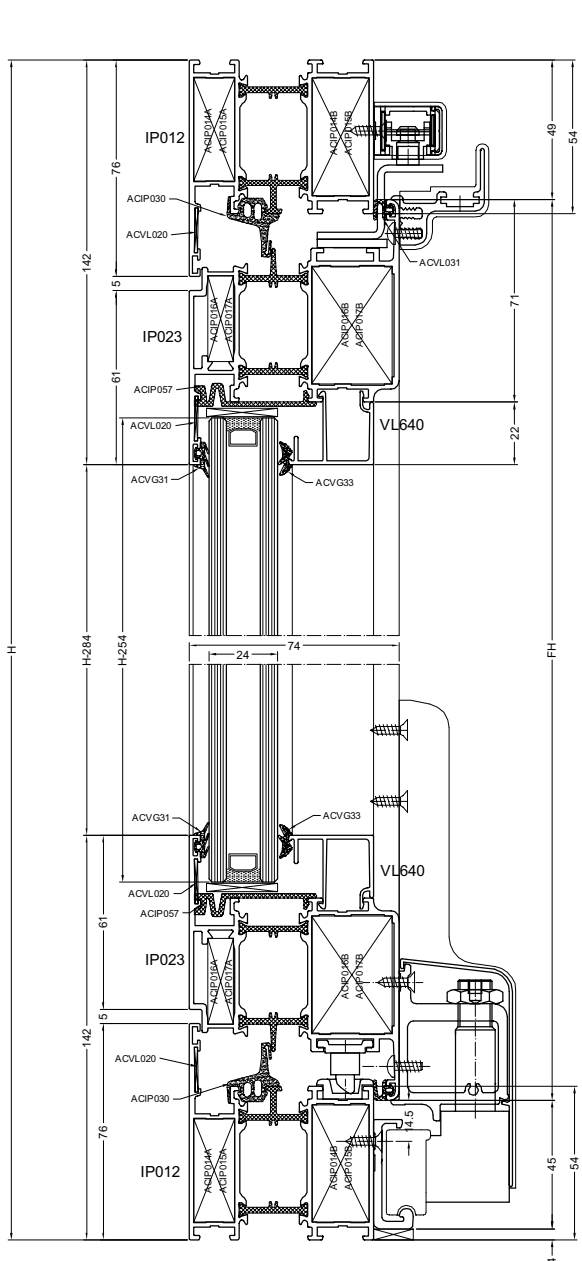
ZAAGTABELLEN - TABLES DE SCIAGES - ZUSCHNITT-TABELLEN - SAWING TABLES

VLEUGELBREEDTE	LARGEUR VANTAIL	BREITE FLUGEL	WIDTH SASH	AFMETINGEN ABMESSUNG	DIMENSION DIMENSION
VASTE KADERE	FIXE	FEST	FIXED	<1280mm	1281mm>1880mm
KIPSCHUIFBESLAG	FERRURE COULISSANTE A TRANSL	KIPP-SCHIEBE BESCHLAGE	TILT AND SLIDE FITTING	ACMX647 XX	ACMX648 XX
HANDGREEP ENKEL	POIGNEE	GRIFF	HANDLE	ACMX644L XX - ACMX644R XX	
HANDGREEP AFSLUITBAAR	POIGNEE VERROUILLABLE	GRIFF ABSCHLIESBAR	HANDLE LOCKABLE	2x (ACMX646AN)	

GLASMATEN DIMENSIONS DES VITRAGES GLASSMASSE GLASS SIZES	VLEUGEL VANTAIL FLUGEL SASH	GLASMATEN DIMENSIONS DES VITRAGES GLASSMASSE GLASS SIZES
	VLEUGEL VANTAIL FLUGEL SASH	X - 180.5 H - 254
	VAST FIXE FEST FIXED	Y - 95 H - 122

VLEUGELMAAT DIM VANTAIL FLUGELMASSE SASH SIZES	FB =	FH =
	X - 24.5	H - 98

PROFIEN PROFILES PROFILE PROFILS				
IP012		2		H
IP012		2		B
IP032		2		H - 108
IP023		4		H - 98
IP023		4		X - 24.5
IP040		1		H - 172
VL6*		4		H - 284
VL6*		4		X - 166.5
VL6*		4		H - 152
VL6*		4		Y - 81
VL59		4		FB - 609
VL59		2		FH - 425
VL59		2		G1 - 412
VL59		2		G - 412

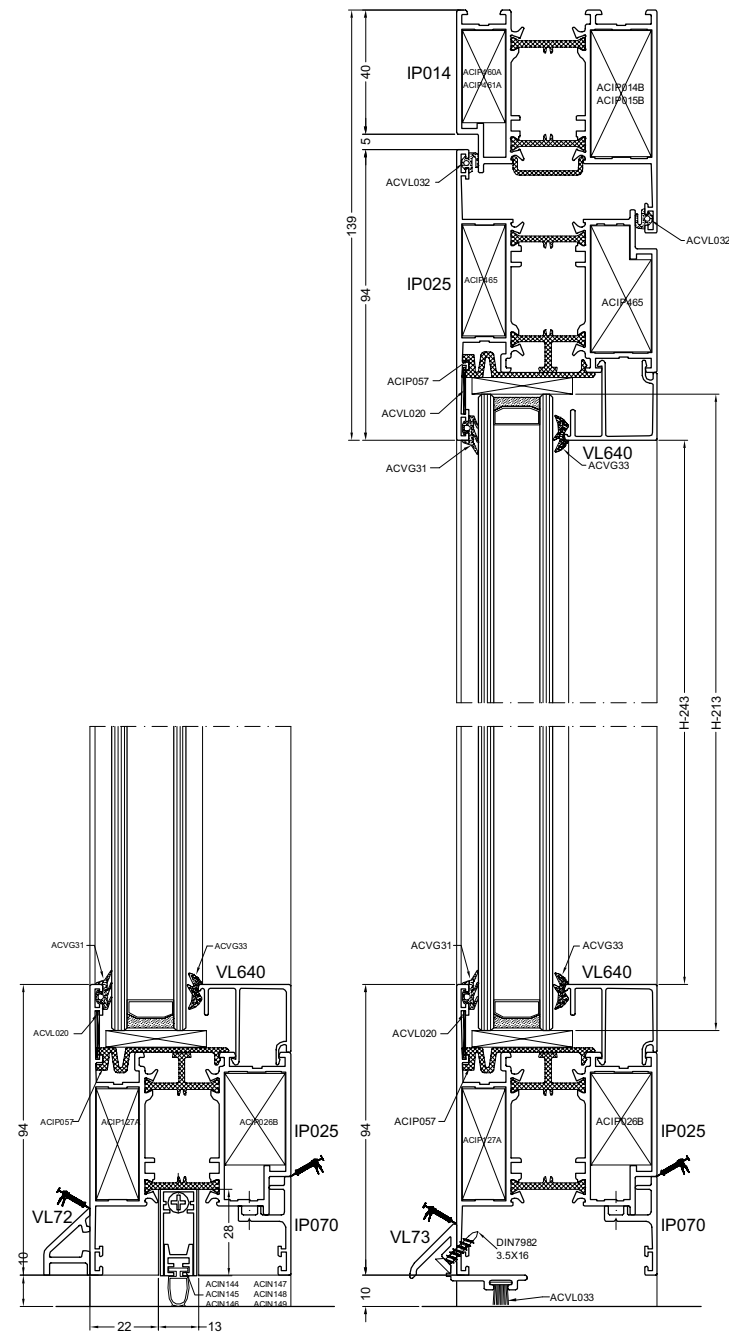


TOEBEHOREN ACCESSOIRES ZUBEHÖRTEILE ACCESSORIES		
ACIP014A/015A	4	
ACIP014B/015B	4	
ACIP016A/017A	8	
ACIP016B/017B	8	
ACIP027A	4	
ACIP027B	4	
ACVL020	12	
ACIP057	24	
ACV045	4	
(ACIP034)	8	
ACIP030	4FB+3FH	
ACVL031	4FB+3FH	
ACV031	2B+8H	
ACV033	2B+8H	
ACIP054	1	
ACVL029	8	

ipkipsch

ENKELE DEUR NAAR BUITEN DRAAIEND MET IP025 EN IP014
PORTE SIMPLE OUVRANT EXTERIEUR AVEC IP025 ET IP014
ANSCHLAGTUR NACH AUSSEN OFFNEND MIT IP025 UND IP014
OUTSIDE OPENING DOOR WITH IP025 AND IP014

ZAAGTABELLEN - TABLES DE SCIAGES - ZUSCHNITT-TABELLEN - SAWING TABLES



PROFIELEN PROFILES PROFILE PROFILS

IP014	45	1		H
IP014	45	1		H
IP014	45	1		B
IP025	45	1		H - 55
IP025	45	1		H - 55
IP025	45	1		B-90
IP025	45	1		B-234
VL6*	תיחתן	2		B-234
VL6*	תיחתן	2		H-243
IP070	4	1		B-234
IP422	1	3		H
IP422	1	1		B

BORSTELDICHTING BRASSE DESSOUS BURSTENDICHTUNG BRUSH FITTING

VL73		1	B-100
ACVL033		1	B-112
ACVL059		1	

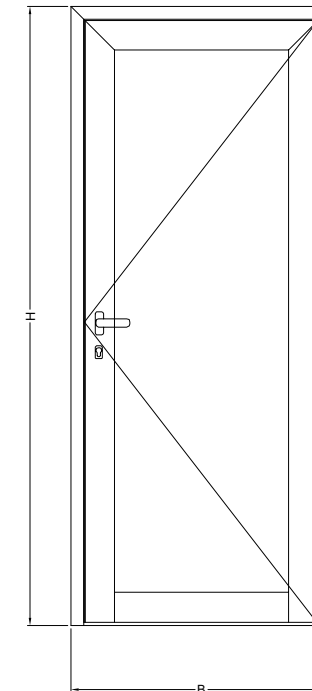
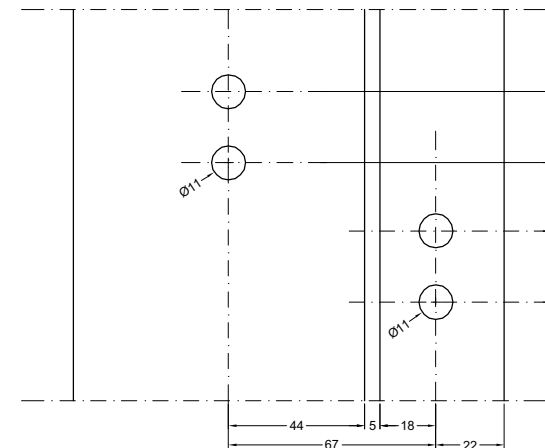
AUTOMATISCHE TOCHTAFSLUITER JOINT BAS DE PORTE AUTOMATIQUE
AUTOMATISCHE TURDICHTUNG SELF OPERATING THRESHOLD

VL72		1	B-100
ACVL059		1	
ACIN14*		1	L=B-134

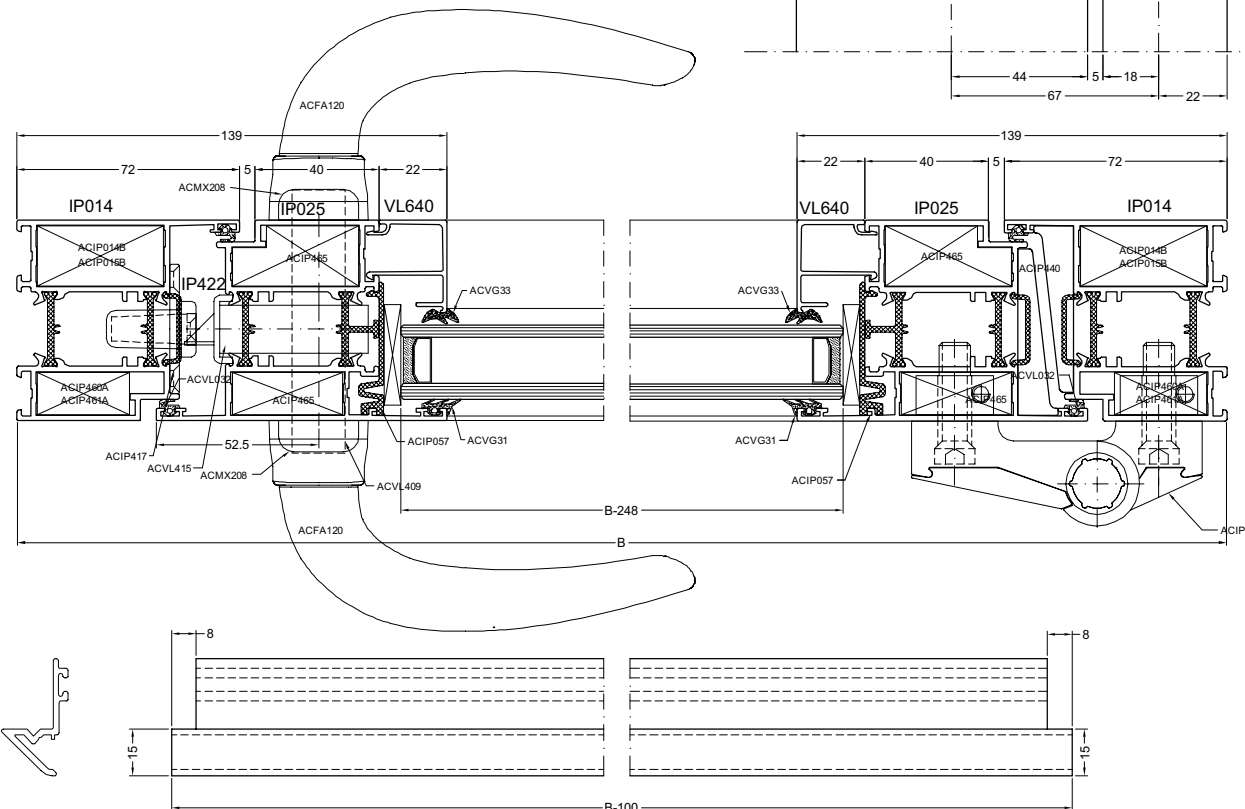
ACIN144	Lmin=600mm	Lmax=700mm
ACIN145	Lmin=701mm	Lmax=800mm
ACIN146	Lmin=801mm	Lmax=900mm
ACIN147	Lmin=901mm	Lmax=1000mm
ACIN148	Lmin=1001mm	Lmax=1100mm
ACIN149	Lmin=1101mm	Lmax=1200mm

TOEBEHOREN ACCESSOIRES
ZUBEHÖRTEILE ACCESSORIES

ACIP460A/461A	2
ACIP014B/15B	2
ACIP465	2
ACIP127A	2
ACIP026B	2
ACIP440	1set
ACVL020	2
ACIP057	4
ACIP417	1
ACVL415	1
ACIP402	3
ACFA120	2
ACFA121	1/5
ACMX309	1
ACMX861	1/5
ACMX208	2
ACVL409	1
ACVL032	4H+2B-120
ACVG31	2H+2B-880
ACVG33	2H+2B-880

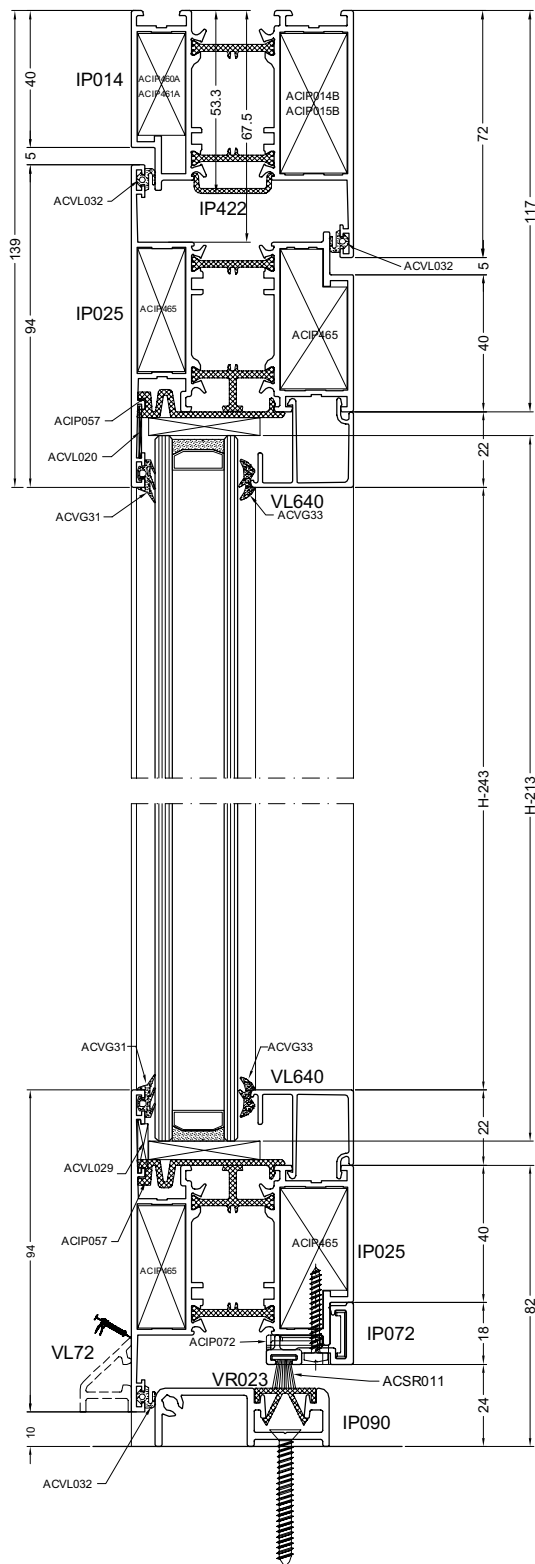


GLASMATEN DIMENSIONS DES VITRAGES B - 248
GLASSMASSE DIMENSIONS DES VITRAGES H - 213



ENKELE DEUR NAAR BUITEN DRAAIEND MET IP025 EN IP090
PORTE SIMPLE OUVRANT EXTERIEUR AVEC IP025 ET IP090
ANSCHLAGTUR NACH AUSSEN OFFNEND MIT IP025 UND IP090
OUTSIDE OPENING DOOR WITH IP025 AND IP090

ZAAGTABELLEN - TABLES DE SCIAGES - ZUSCHNITT-TABELLEN - SAWING TABLES

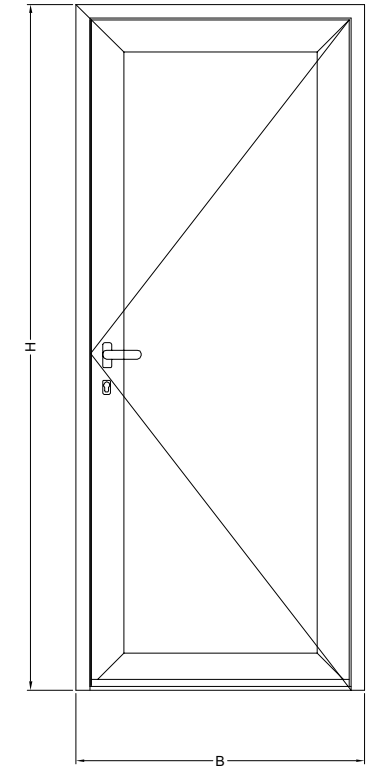
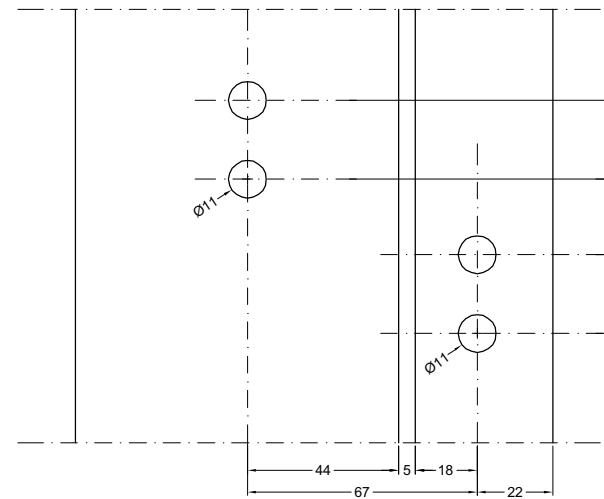


PROFIELEN PROFILES PROFILE PROFILS

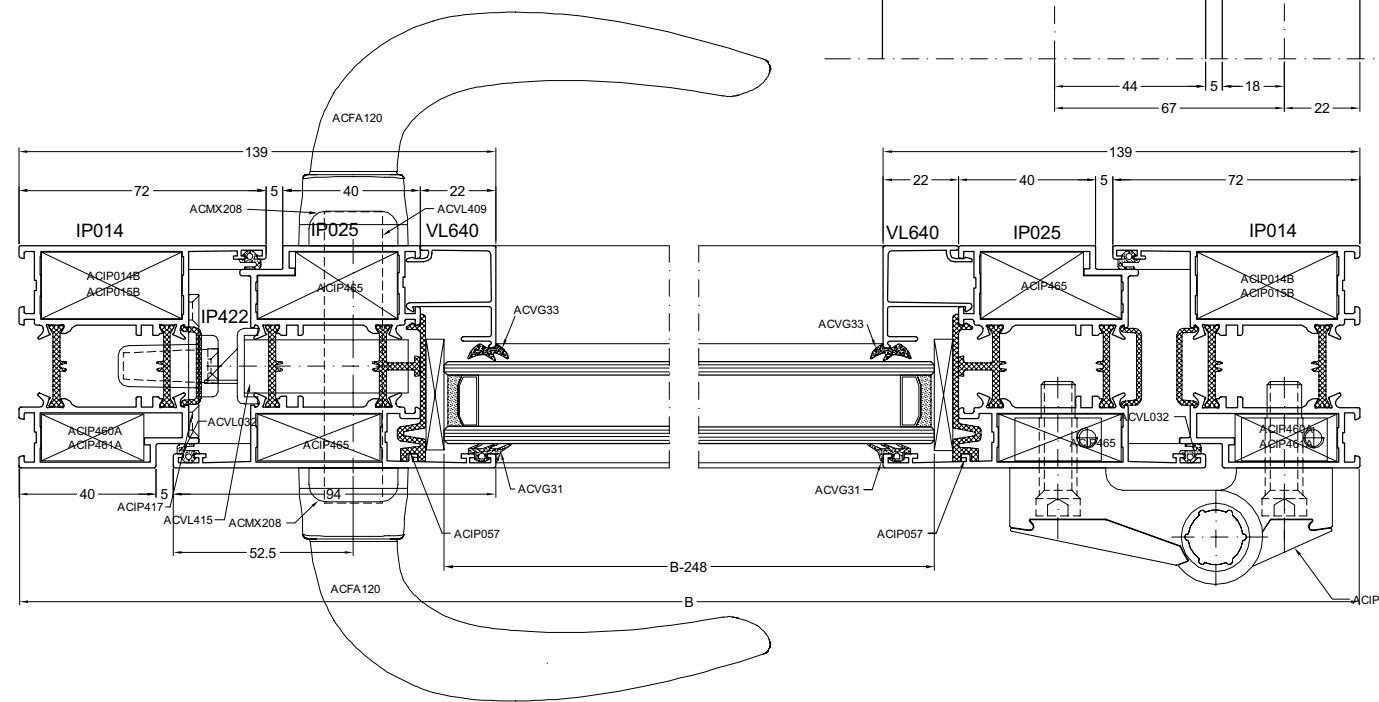
Table listing profiles (IP014, IP025, IP072, IP090, VL6*, VR023, IP422) with their respective quantities, symbols, and types (H, B, H-55, B-90, B-158, B-99, B-234, H-243, B-100, B-99, H-100, H-70, B-96).

TOEBEHOREN ACCESSOIRES ZUBEHORTEILE ACCESSORIES

Table listing accessories (ACIP460A/461A, ACIP014B/15B, ACIP465, ACIP072, ACVL059, ACVL061, ACVL020, ACIP057, ACIP417, ACVL415, ACIP402, ACFA120, ACFA121, ACMX309, ACMX861, ACMX208, ACVL409, ACSR011, ACVG31, ACVG33, ACVL032) with their quantities and types (2, 2, 4, 1, 1, B/200, 4, 4, 1, 1, 3, 2, 1/5, 1, 1/5, 2, 1, B-132, 2H+2B-880, 2H+2B-880, 4H+3B).



GLASMATEN DIMENSIONS DES VITRAGES GLASSIZES
GLASSMASSE H - 213
B - 248



DUBBELE DEUR NAAR BUITEN DRAAIEND MET IP025 EN IP014
PORTE DOUBLE OUVRANT EXTERIEUR AVEC IP025 ET IP014
STULPTUR NACH AUSSEN OFFNEND MIT IP025 UND IP014
DOUBLE OUTSIDE OPENING DOOR WITH IP025 AND IP014

ZAAGTABELLEN - TABLES DE SCIAGES - ZUSCHNITT-TABELLEN - SAWING TABLES

PROFIELEN PROFILES PROFILE PROFILS

IP014	⊓	1	⊓	H
IP014	⊓	1	⊓	H
IP014	⊓	1	⊓	B
IP025	⊓	2	⊓	H - 55
IP025	⊓	2	⊓	H - 55
IP025	⊓	2	⊓	(B-95)/2
IP025	⊓	2	⊓	(B-383)/2
IP048	⊓	1	⊓	H - 89
VL6*	⊓	4	⊓	(B-383)/2
VL6*	⊓	4	⊓	H-247
IP070	⊓	2	⊓	(B-383)/2
IP422	⊓	5	⊓	H
IP422	⊓	1	⊓	B

TOEBEHOREN ACCESSOIRES
ZUBEHÖRTEILE ACCESSORIES

ACIP460A/461A	2
ACIP014B/15B	2
ACIP465	4
ACIP127A	4
ACIP026B	4
ACIP450	1
ACVL020	4
ACIP057	8
ACIP417	1
ACVL415	1
ACIP402	6
ACFA120	2
ACFA121	1/5
ACMX309	1
ACMX861	1/5
ACMX208	2
ACVL409	1
ACVL032	6H+2B-120
ACVG31	4H+2B-1200
ACVG33	4H+2B-1200
ACIP442	1set
ACVL432	2
ACVL434	1
ACIP427	1
ACIP428	1
ACIP429	2

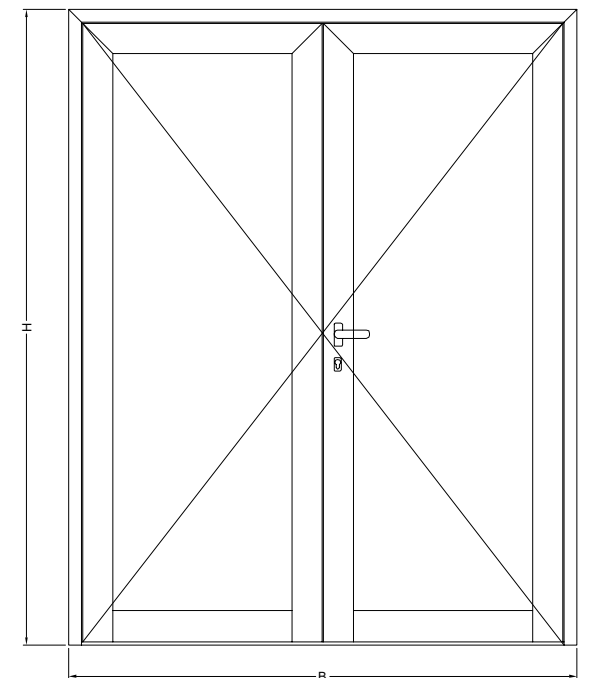
BORSTELDICHTING BRASSE DESSOUS BURSTENDICHTUNG BRUSH FITTING

VL73	⊓	⊓	1	(B/2)-37.5
VL73	⊓	⊓	1	(B/2)-57.5
ACVL033	⊓	⊓	1	(B/2)-37.5
ACVL033	⊓	⊓	1	(B/2)-57.5
ACVL059	⊓	⊓	2	

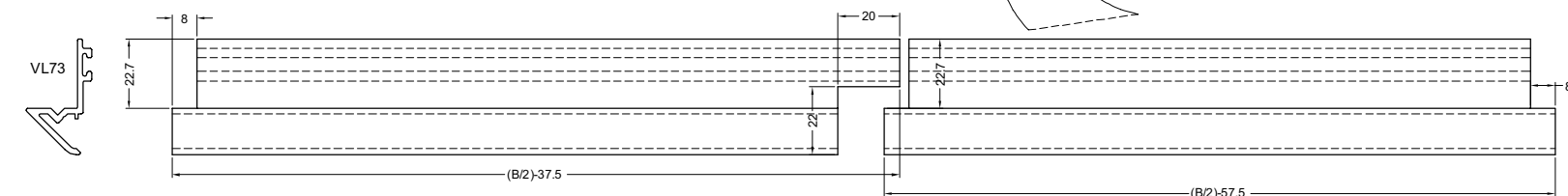
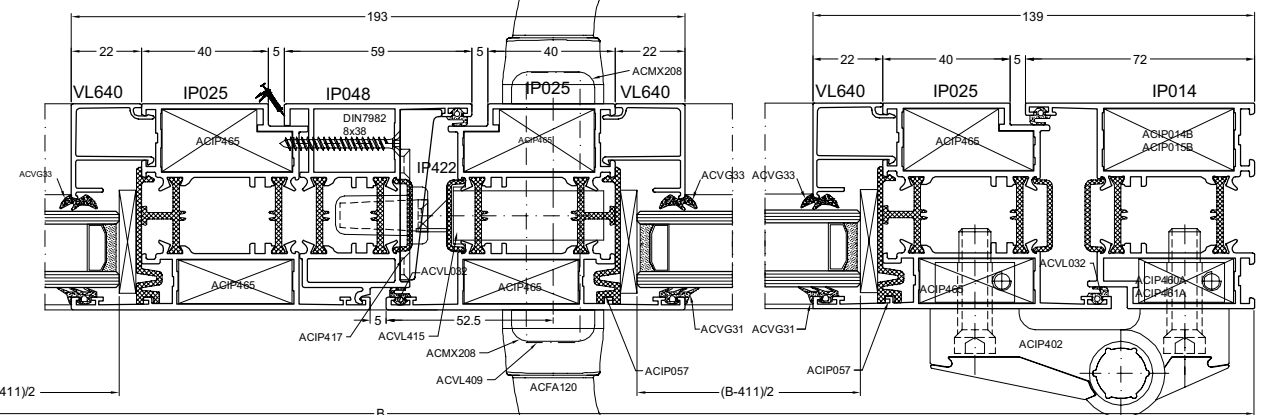
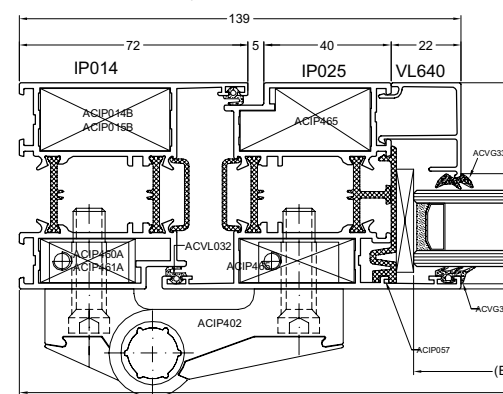
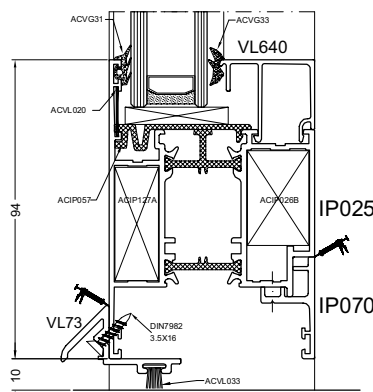
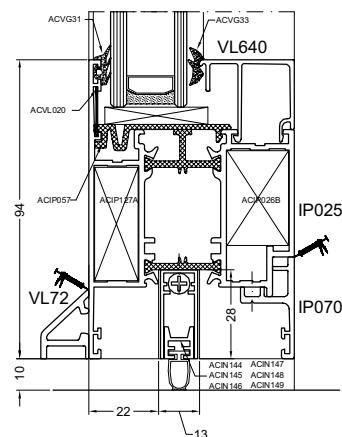
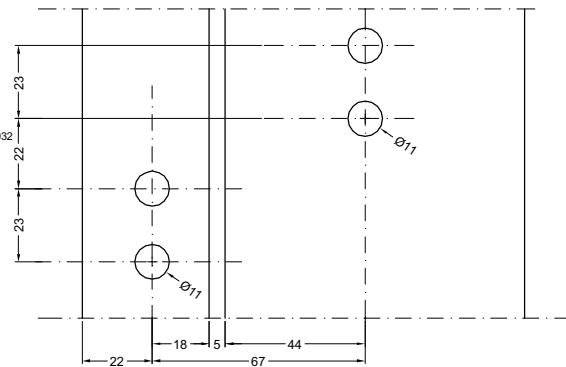
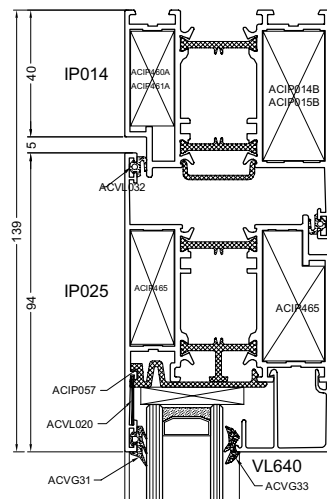
AUTOMATISCHE TOCHTAFSLUITER JOINT BAS DE PORTE AUTOMATIQUE
AUTOMATISCHE TURDICHTUNG SELF OPERATING THRESHOLD

VL72	⊓	⊓	2	(B/2)-57.5
ACVL059	⊓	⊓	2	
ACIN14*	⊓	⊓	1	L=(B/2)-60
ACIN14*	⊓	⊓	1	L=(B/2)-92

ACIN144	Lmin=600mm	Lmax=700mm
ACIN145	Lmin=701mm	Lmax=800mm
ACIN146	Lmin=801mm	Lmax=900mm
ACIN147	Lmin=901mm	Lmax=1000mm
ACIN148	Lmin=1001mm	Lmax=1100mm
ACIN149	Lmin=1101mm	Lmax=1200mm

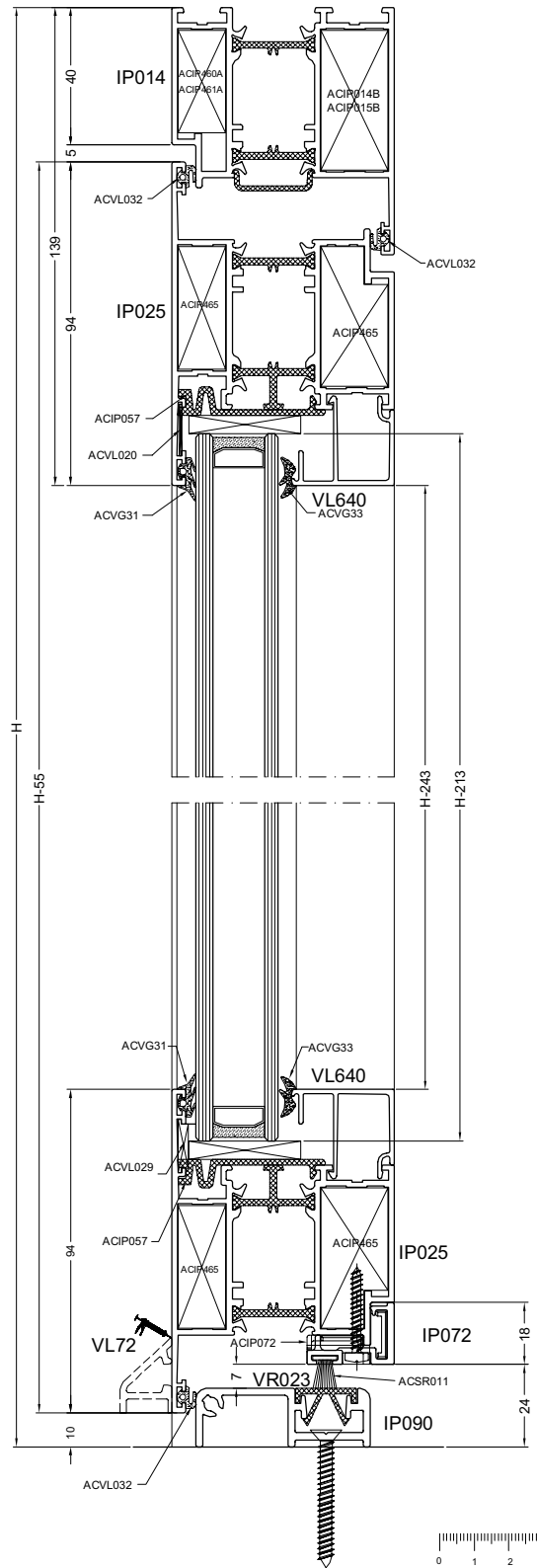


GLASMATEN
DIMENSIONS DES VITRAGES (B - 411) / 2
GLASSMASSE
GLASS SIZES
H - 213



DUBBELE DEUR NAAR BUITEN DRAAIEND MET IP025 EN IP090
PORTE DOUBLE OUVRANT EXTERIEUR AVEC IP025 ET IP090
STULPTUR NACH AUSSEN OFFNEND MIT IP025 UND IP090
DOUBLE OUTSIDE OPENING DOOR WITH IP025 AND IP090

ZAAGTABELLEN - TABLES DE SCIAGES - ZUSCHNITT-TABELLEN - SAWING TABLES

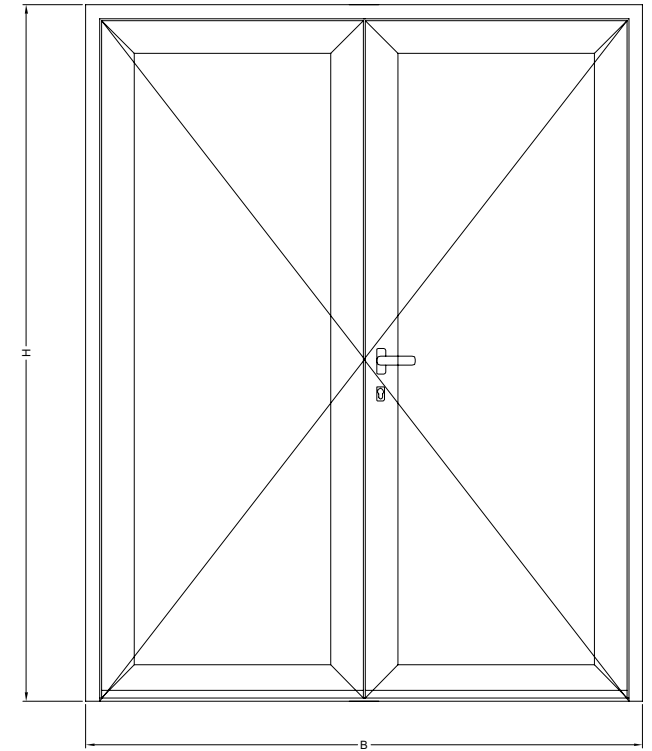


PROFIELEN PROFILES PROFILE PROFILS

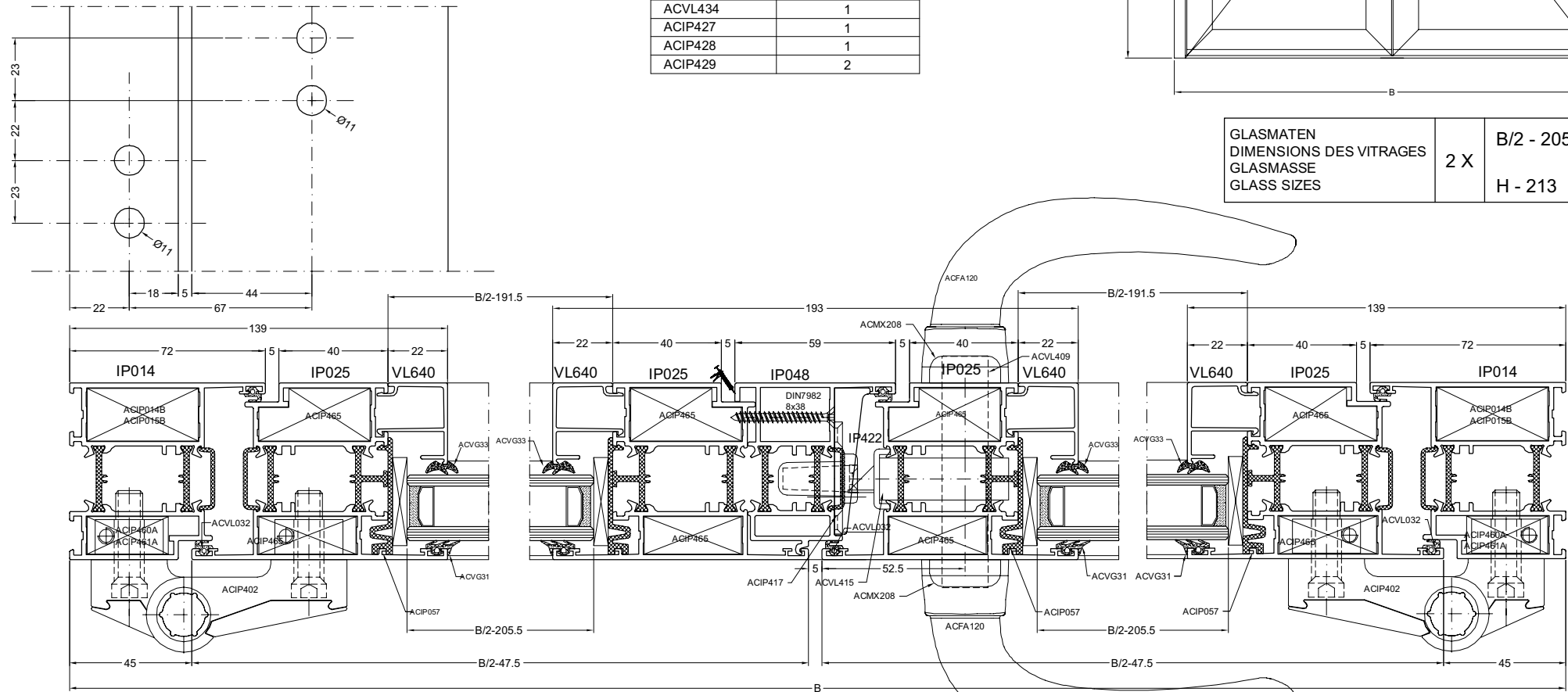
Code	Symbol	Qty	Profile	Dimension
IP014		1		H
IP014		1		H
IP014		1		B
IP025		4		B/2 - 47.5
IP025		4		H - 55
IP048		1		H - 103
VL6*		4		B/2 - 191.5
VL6*		4		H - 243
IP090		1		B - 99
IP072		2		B/2 - 115.5
(VL72)		2		B/2 - 57.5
VR023		1		B - 99
IP422		1		B-96
IP422		2		H - 70
IP422		3		H - 100

TOEBEHOREN ACCESSOIRES
ZUBEHOORTEILE ACCESSORIES

ACIP460A/461A	2
ACIP014B/15B	2
ACIP465	8
ACIP450	1
ACVL020	8
ACIP057	8
(ACVL059)	2
(ACVL061)	B/200
ACIP072	2
ACSR011	2x B/2-89.5
ACIP417	1
ACVL415	1
ACIP402	6
ACFA120	2
ACFA121	1/5
ACMX309	1
ACMX861	1/5
ACMX208	2
ACVL409	1
ACVL032	3B + 6H - 550
ACVG31	2B + 4H - 1500
ACVG33	2B + 4H - 1500
ACIP442	1set
ACVL432	2
ACVL434	1
ACIP427	1
ACIP428	1
ACIP429	2



GLASMATEN DIMENSIONS DES VITRAGES GLASMASSE GLASS SIZES	2 X	B/2 - 205.5 H - 213
--	-----	------------------------



ENKELE DEUR NAAR BINNEN DRAAIEND MET IP024 EN IP015
PORTE SIMPLE OUVRANT INTERIEUR AVEC IP024 ET IP015
ANSCHLAGTUR NACH INNEN OFFNEND MIT IP024 UND IP015
INSIDE OPENING DOOR WITH IP024 AND IP015

ZAAGTABELLEN - TABLES DE SCIAGES - ZUSCHNITT-TABELLEN - SAWING TABLES

PROFIELEN PROFILES PROFILE PROFILS

IP015	B	1		H
IP015	B	1		H
IP015	B	1		B
IP024	B	1		H - 55
IP024	B	1		H - 55
IP024	B	1		B-90
IP024	B	1		B-234
IP070	A	1		B-278
VL6*	חידודות	2		B-234
VL6*	חידודות	2		H-243
IP422	L	3		H
IP422	L	1		B

TOEBEHOREN ACCESSOIRES
ZUBEHÖRTEILE ACCESSORIES

ACIP462A/463A	2
ACIP012B/13B	2
ACIP464	2
ACIP126A	2
ACIP027B	2
ACVL020	2
ACIP057	4
ACIP416	1
ACVL415	1
ACIP402	3
ACFA120	2
ACFA121	1/5
ACMX309	1
ACMX861	1/5
ACMX208	2
ACVL409	1
ACVL032	4H+2B-120
ACVG31	2H+2B-880
ACVG33	2H+2B-880
ACIP440	1 SET

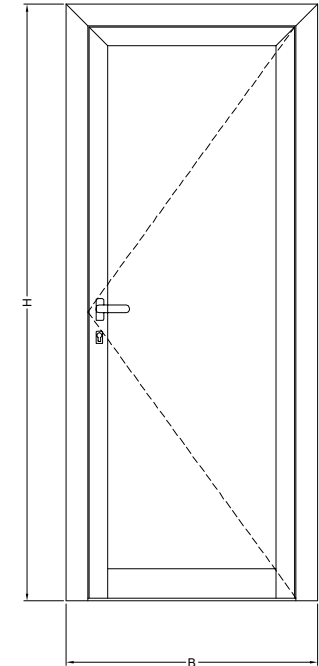
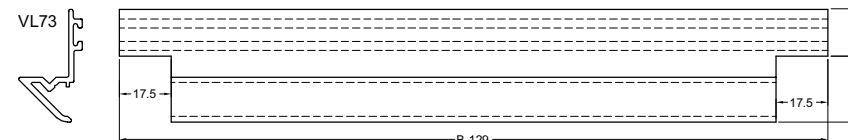
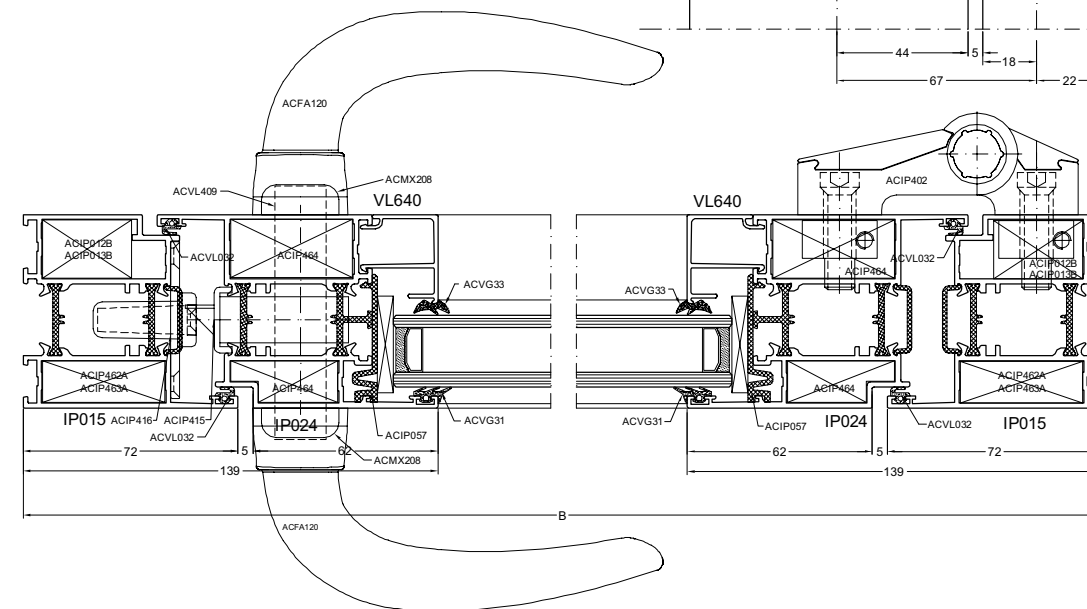
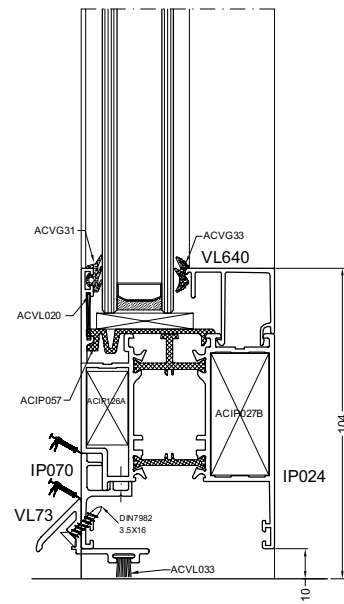
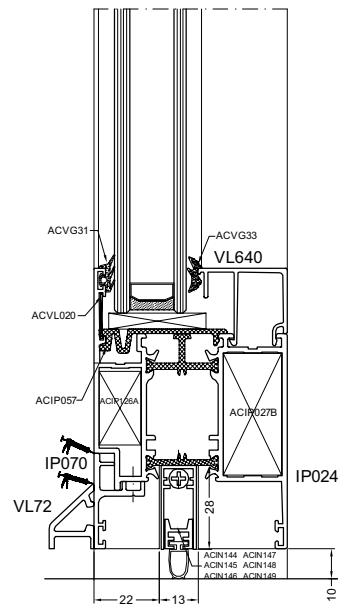
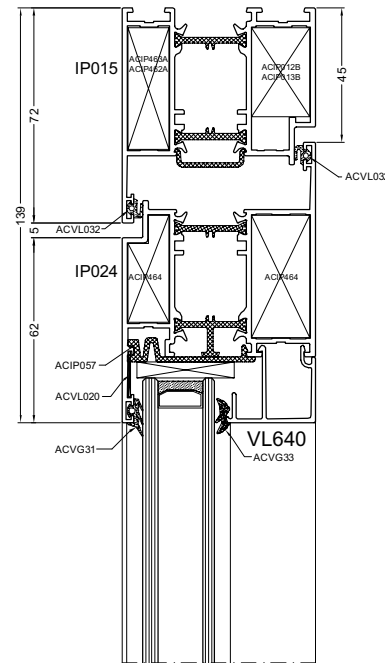
BORSTELDICHTING BRASSE DESSOUS BURSTENDICHTUNG BRUSH FITTING

VL73	A		1	B-129
ACVL033			1	B-129
ACVL059			1	

AUTOMATISCHE TOCHTAFSLUITER JOINT BAS DE PORTE AUTOMATIQUE
AUTOMATISCHE TURDICHTUNG SELF OPERATING THRESHOLD

VL72	A		1	B-164
ACVL059			1	
ACIN14*			1	L=B-134

ACIN144	Lmin=600mm	Lmax=700mm
ACIN145	Lmin=701mm	Lmax=800mm
ACIN146	Lmin=801mm	Lmax=900mm
ACIN147	Lmin=901mm	Lmax=1000mm
ACIN148	Lmin=1001mm	Lmax=1100mm
ACIN149	Lmin=1101mm	Lmax=1200mm



GLASMATEN DIMENSIONS DES VITRAGES
GLASSMASSE
GLASS SIZES
B - 248
H - 213



DUBBELE DEUR NAAR BINNEN DRAAIEND MET IP024 EN IP015
PORTE DOUBLE OUVRANT INTERIEUR AVEC IP024 ET IP015
STULPTUR NACH INNEN OFFNEND MIT IP024 UND IP015
DOUBLE INSIDE OPENING DOOR WITH IP024 AND IP015

ZAAGTABELLEN - TABLES DE SCIAGES - ZUSCHNITT-TABELLEN - SAWING TABLES

PROFIELEN PROFILES PROFILE PROFILS

IP015	IP	1		H
IP015	IP	1		H
IP015	IP	1		B
IP024	IP	2		H - 55
IP024	IP	2		H - 55
IP024	IP	2		(B-95)/2
IP024	IP	2		(B-383)/2
IP047	IP	1		H - 89
VL6*	VL	4		(B-383)/2
VL6*	VL	4		H-243
IP070	IP	2		(B-471)/2
IP422	IP	5		H
IP422	IP	1		B

TOEBEHOREN ACCESSOIRES
ZUBEHÖRTEILE ACCESSORIES

ACIP462A/463A	2
ACIP012B/13B	2
ACIP464	4
ACIP126A	4
ACIP027B	4
ACIP450	1
ACVL020	4
ACIP057	8
ACIP441	1 SET
ACIP416	1
ACVL415	1
ACIP402	6
ACFA120	2
ACFA121	1/5
ACMX309	1
ACMX861	1/5
ACMX208	2
ACVL409	1
ACVL032	6H+2B-120
ACVG31	4H+2B-1200
ACVG33	4H+2B-1200
ACVL432	2
ACVL434	1
ACIP427	1
ACIP428	1
ACIP429	2

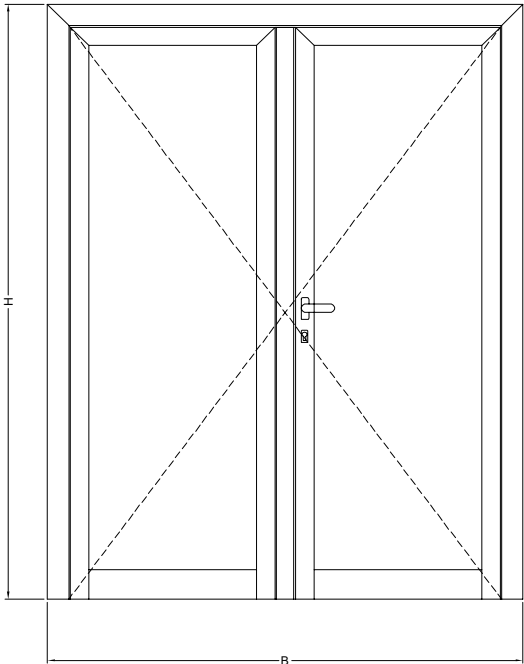
BORSTELDICHTING BRASSE DESSOUS BURSTENDICHTUNG BRUSH FITTING

VL73		1	(B/2)-37.5
VL73		1	(B/2)-79.5
ACVL033		1	(B/2)-37.5
ACVL033		1	(B/2)-79.5
ACVL059		2	

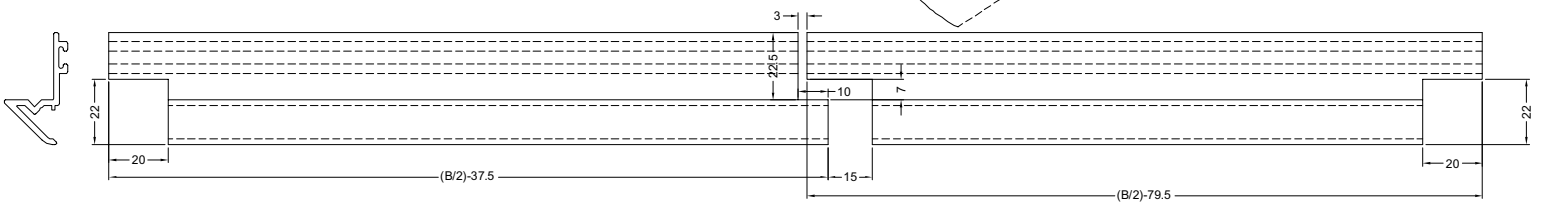
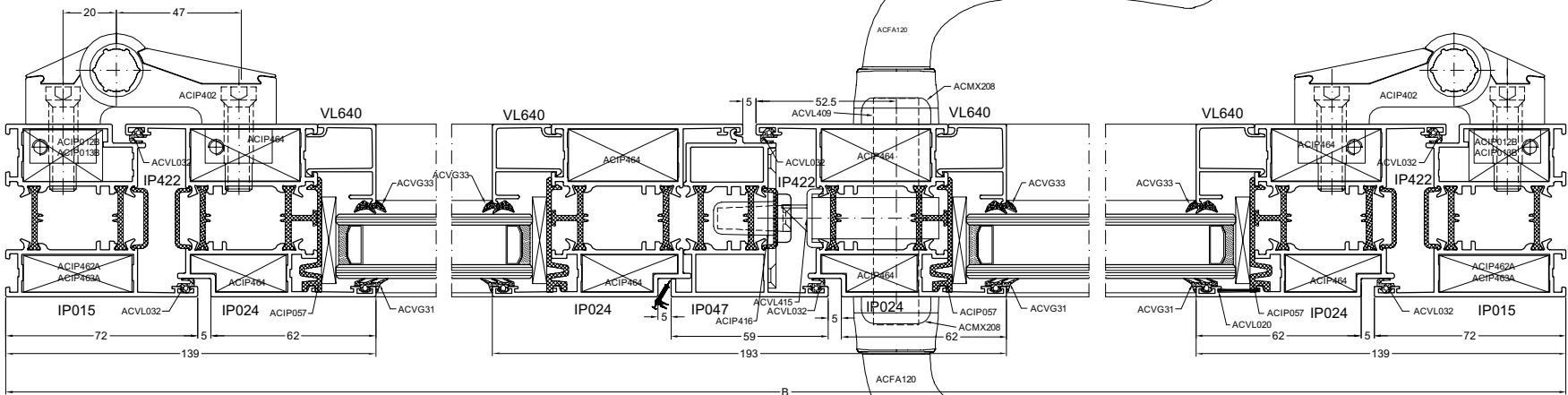
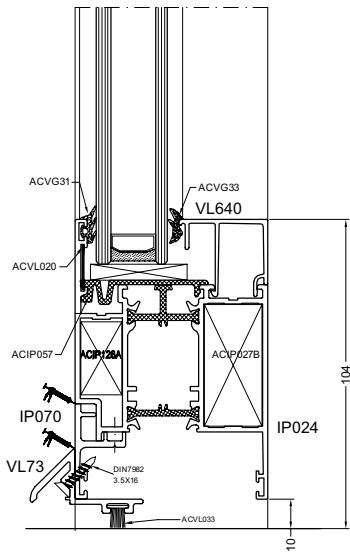
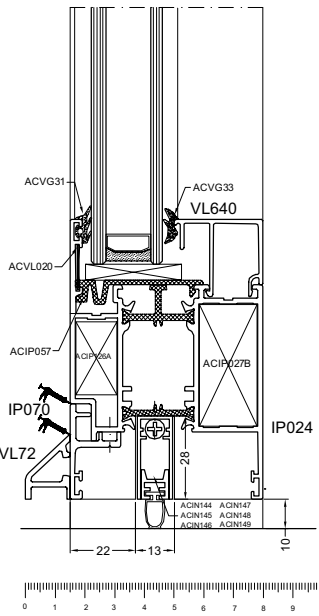
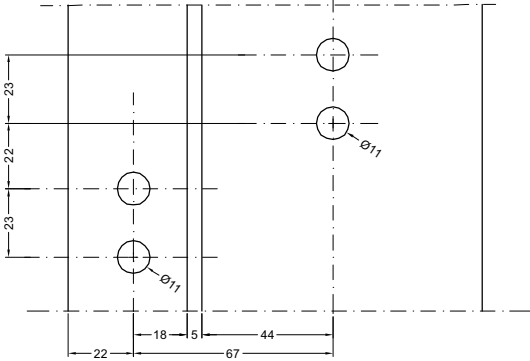
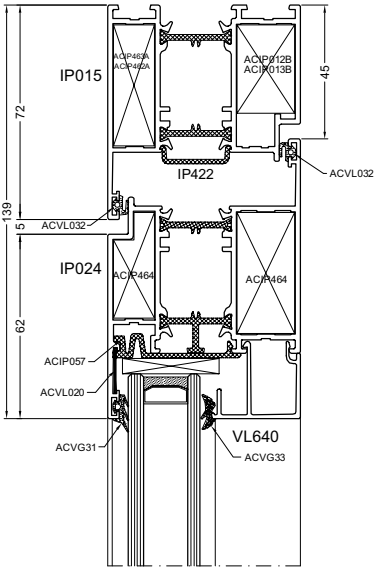
AUTOMATISCHE TOCHTAFSLUITER JOINT BAS DE PORTE AUTOMATIQUE
AUTOMATISCHE TURDICHTUNG SELF OPERATING THRESHOLD

VL72		1	(B/2)-121.5
VL72		1	(B/2)-57.5
ACVL059		2	
ACIN14*		1	L=B/2-60
ACIN14*		1	L=B/2-92

ACIN144	Lmin=600mm	Lmax=700mm
ACIN145	Lmin=701mm	Lmax=800mm
ACIN146	Lmin=801mm	Lmax=900mm
ACIN147	Lmin=901mm	Lmax=1000mm
ACIN148	Lmin=1001mm	Lmax=1100mm
ACIN149	Lmin=1101mm	Lmax=1200mm

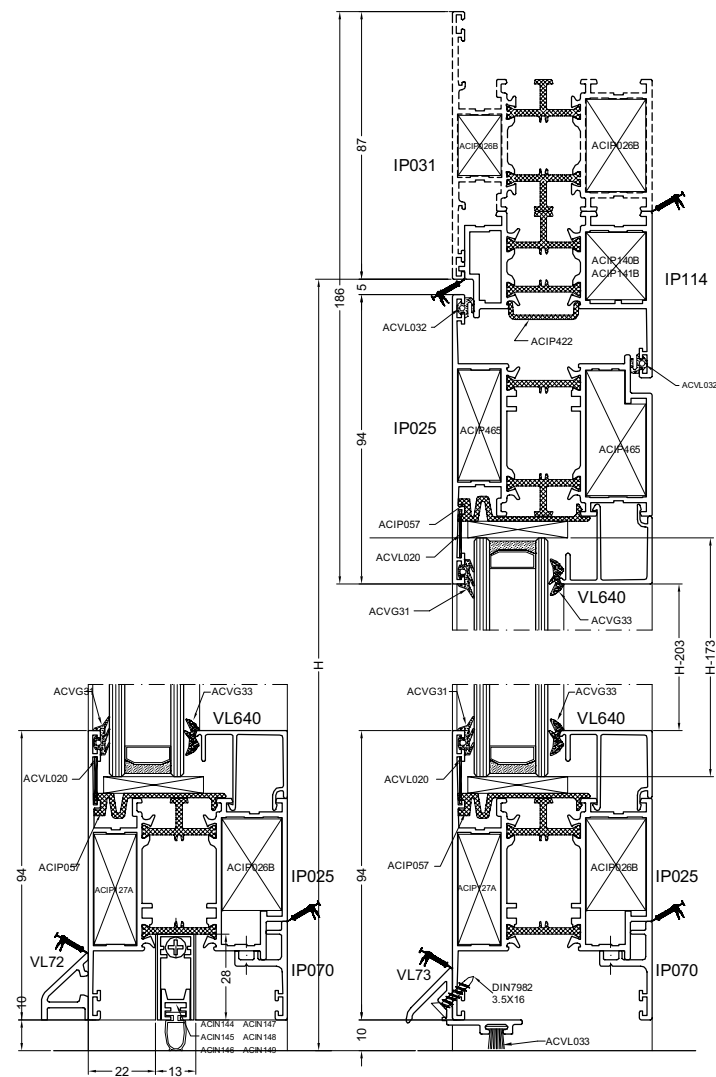


GLASMATEN DIMENSIONS DES VITRAGES
GLASSMASSE GLASS SIZES
H - 213
(B - 411) / 2



ENKELE DEUR NAAR BUITEN DRAAIEND MET IP114 EN IP025
PORTE SIMPLE OUVRANT EXTERIEUR AVEC IP114 ET IP025
ANSCHLAGTUR NACH AUSSEN OFFNEND MIT IP114 UND IP025
OUTSIDE OPENING DOOR WITH IP114 AND IP025

ZAAGTABELLEN - TABLES DE SCIAGES - ZUSCHNITT-TABELLEN - SAWING TABLES



PROFIELN PROFILES PROFILE PROFILS

IP114	1		H + 22
IP114	1		H + 22
IP114	1		B + 44
IP025	1		H - 15
IP025	1		H - 15
IP025	1		B - 10
IP025	1		B - 154
VL6*	2		B - 154
VL6*	2		H - 203
IP070	1		B - 154
IP422	3		H - 13
IP422	1		B - 14

BORSTELDICHTING BRÛSSE DESSOUS BURSTENDICHTUNG BRUSH FITTING

VL73	1	B-20
ACVL033	1	B-32
ACVL059	1	

AUTOMATISCHE TOCHTAFSLUITER JOINT BAS DE PORTE AUTOMATIQUE
AUTOMATISCHE TURDICHTUNG SELF OPERATING THRESHOLD

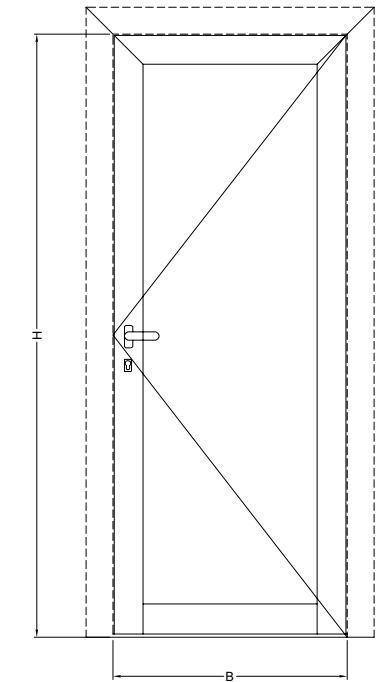
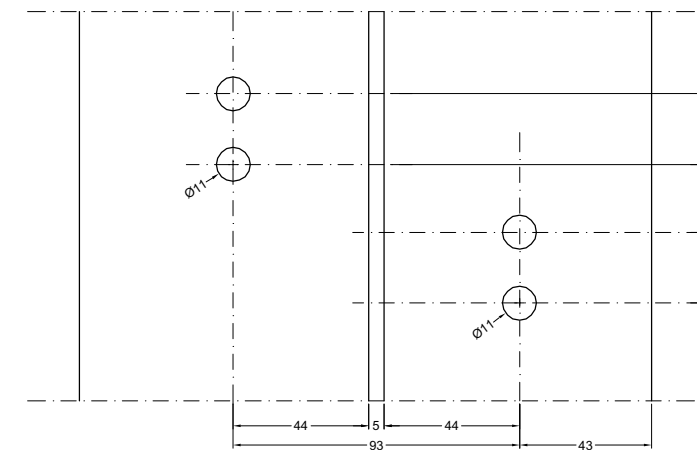
VL72	1	B-20
ACVL059	1	
ACIN14*	1	L=B-55

ACIN144	Lmin=600mm	Lmax=700mm
ACIN145	Lmin=701mm	Lmax=800mm
ACIN146	Lmin=801mm	Lmax=900mm
ACIN147	Lmin=901mm	Lmax=1000mm
ACIN148	Lmin=1001mm	Lmax=1100mm
ACIN149	Lmin=1101mm	Lmax=1200mm

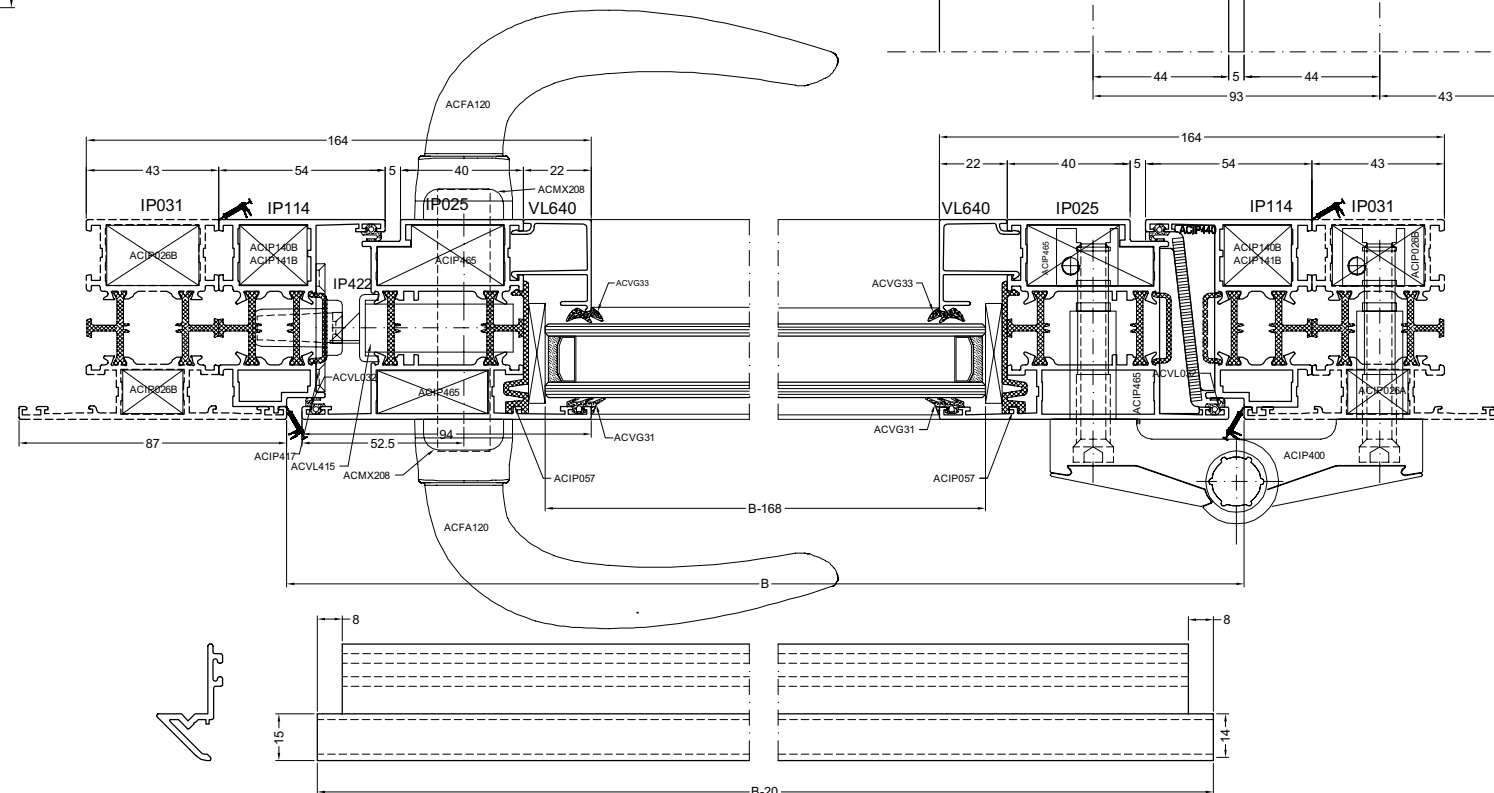
TOEBEHOREN ACCESSOIRES

ZUBEHÖRTEILE ACCESSORIES

ACIP140B/141B	2
ACIP465	2
ACIP127A	2
ACIP026B	2
ACIP440	1set
ACVL020	2
ACIP057	4
ACIP417	1
ACVL415	1
ACIP400	3
ACFA120	2
ACFA121	1/5
ACMX309	1
ACMX861	1/5
ACMX208	2
ACVL409	1
ACVL032	4H+2B
ACVG31	2H+2B-650
ACVG33	2H+2B-650



GLASMATEN DIMENSIONS DES VITRAGES B - 168
GLASSMASSE DIMENSIONS DES VITRAGES H - 173



deurz7

ENKELE DEUR NAAR BINNEN DRAAIEND MET IP115 EN IP024
PORTE SIMPLE OUVRANT INTERIEUR AVEC IP115 ET IP024
PORTE SIMPLE NACH INNEN OFFNEND MIT IP115 UND IP024
INSIDE OPENING DOOR WITH IP115 AND IP024

ZAAGTABELLEN - TABLES DE SCIAGES - ZUSCHNITT-TABELLEN - SAWING TABLES

PROFIELEN PROFILES PROFILE PROFILS

IP115	B	1		H + 22
IP115	B	1		H + 22
IP115	B	1		B + 44
IP024	B	1		H - 15
IP024	B	1		H - 15
IP024	B	1		B - 10
IP024	B	1		B - 154
IP070	L	1		B - 198
VL6*	ח	2		B - 154
VL6*	ח	2		H - 203
IP422	L	3		H - 7
IP422	L	1		B - 14

TOEBEHOREN ACCESSOIRES
ZUBEHÖRTEILE ACCESSORIES

ACIP150B/151B	2
ACIP464	2
ACIP126A	2
ACIP027B	2
ACVL020	2
ACIP057	4
ACIP416	1
ACVL415	1
ACIP401	3
ACFA120	2
ACFA121	1/5
ACMX309	1
ACMX861	1/5
ACMX208	2
ACVL409	1
ACVL032	4H+2B
ACVG31	2H+2B-900
ACVG33	2H+2B-900
ACIP440	1 SET

GLASMATEN
DIMENSIONS DES VITRAGES
GLASSMASSE
GLASS SIZES
B - 168
H - 173

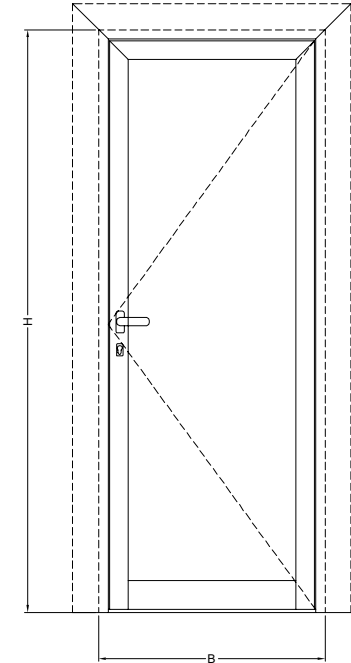
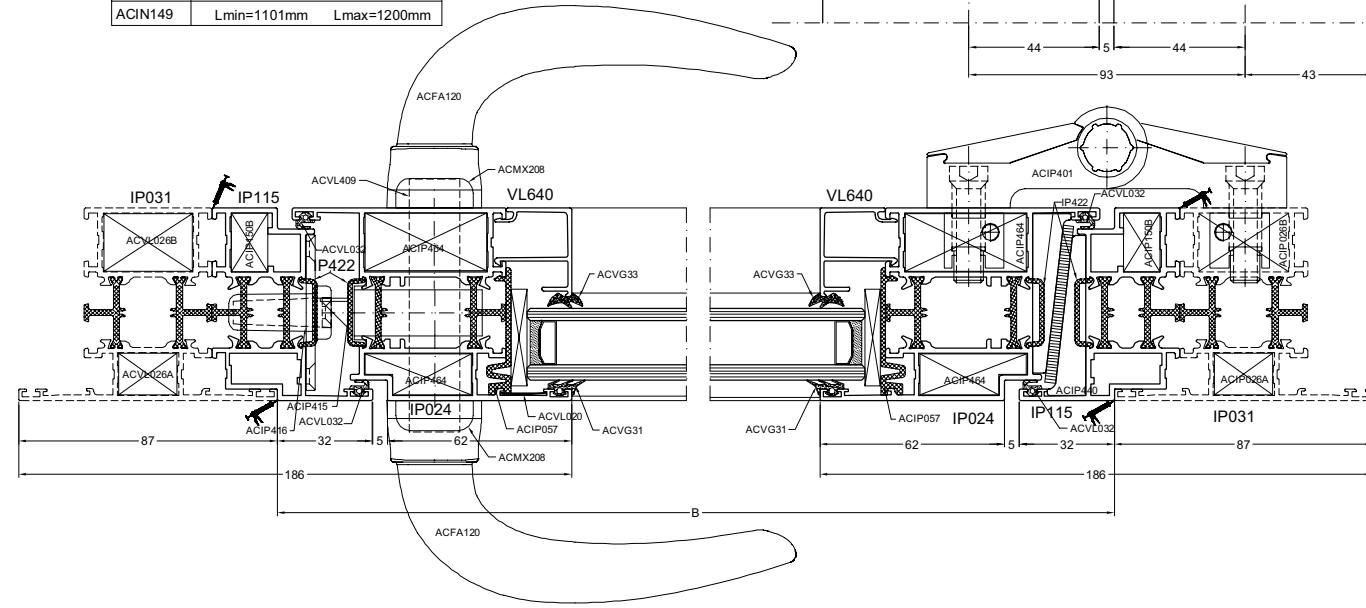
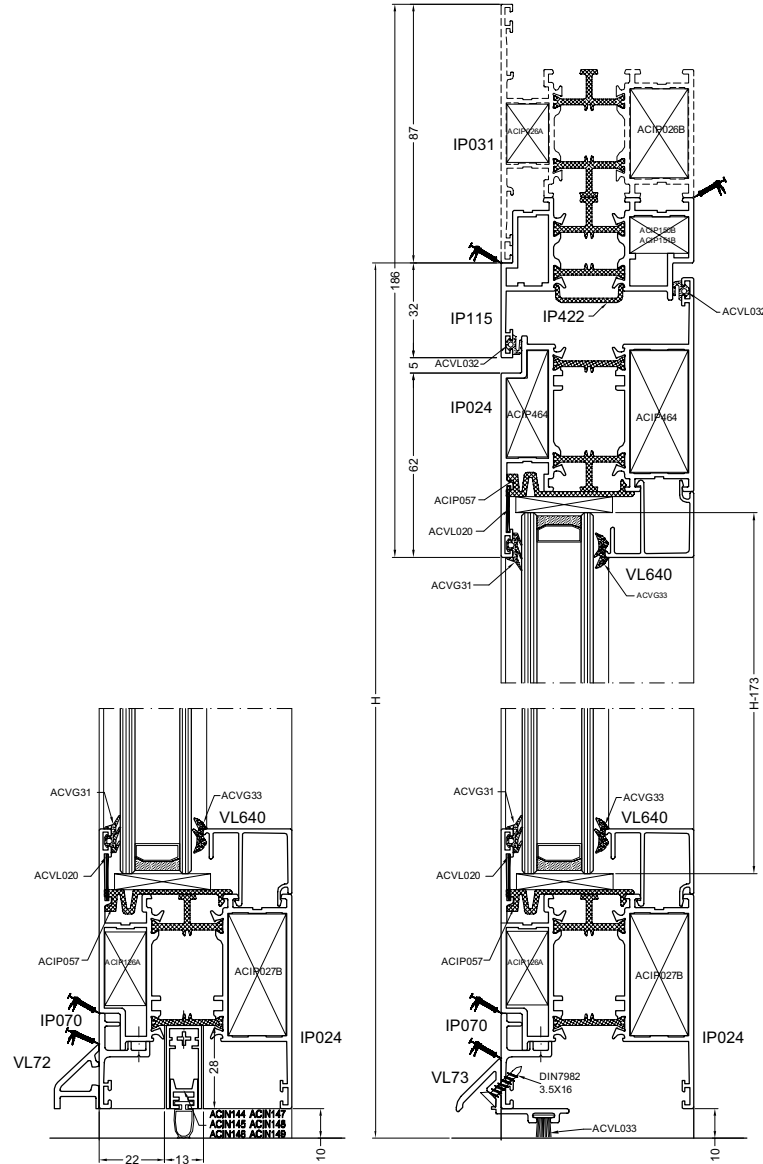
BORSTELDICHTING BRASSE DESSOUS BURSTENDICHTUNG BRUSH FITTING

VL73	~	1	B-44
ACVL033	~	1	B-44
ACVL059	~	1	

AUTOMATISCHE TOCHTAFSLUITER
AUTOMATISCHE TURDICHTUNG
JOINT BAS DE PORTE AUTOMATIQUE
SELF OPERATING THRESHOLD

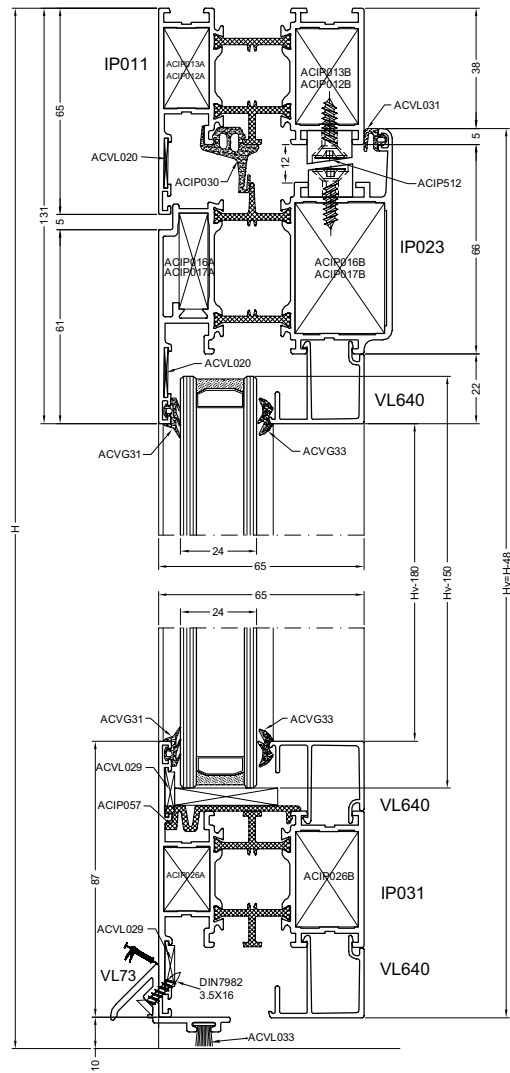
VL72	4	1	B-84
ACVL059	~	1	
ACIN14*	~	1	L=B-55

ACIN144	Lmin=600mm	Lmax=700mm
ACIN145	Lmin=701mm	Lmax=800mm
ACIN146	Lmin=801mm	Lmax=900mm
ACIN147	Lmin=901mm	Lmax=1000mm
ACIN148	Lmin=1001mm	Lmax=1100mm
ACIN149	Lmin=1101mm	Lmax=1200mm



DUBBELE DEUR NAAR BINNEN DRAAIEND MET IP011, IP023 EN IP031
 PORTE DOUBLE OUVRANT INTERIEUR AVEC IP011, IP023 ET IP031
 DOPPELT ANSCHLAGTUR NACH INNEN OFFNEND MIT IP011, IP023 UND IP031
 INSIDE OPENING DOUBLE DOOR WITH IP011, IP023 AND IP031

ZAAGTABELLEN - TABLES DE SCIAGES - ZUSCHNITT-TABELLEN - SAWING TABLES



PROFIELEN PROFILES PROFILE PROFILS

IP011		1		H
IP011		1		H
IP011		1		B
IP023		2		Hv
IP023		2		Hv
IP023		2		Bv
IP031		2		Bv-142
IP040		1		H - 82
VL6*		6		Bv-142
VL6*		4		Hv-180

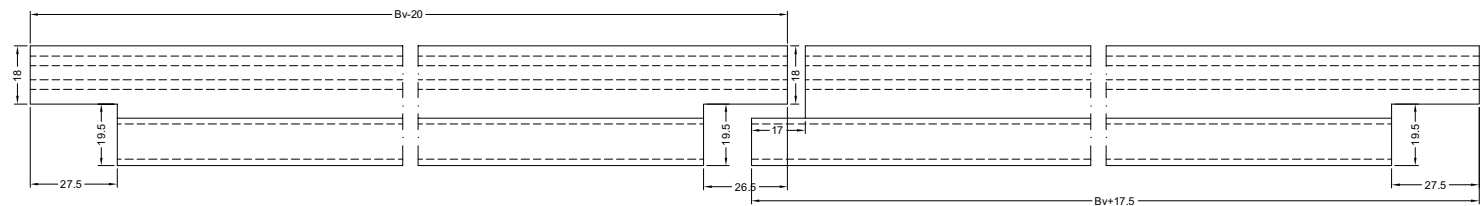
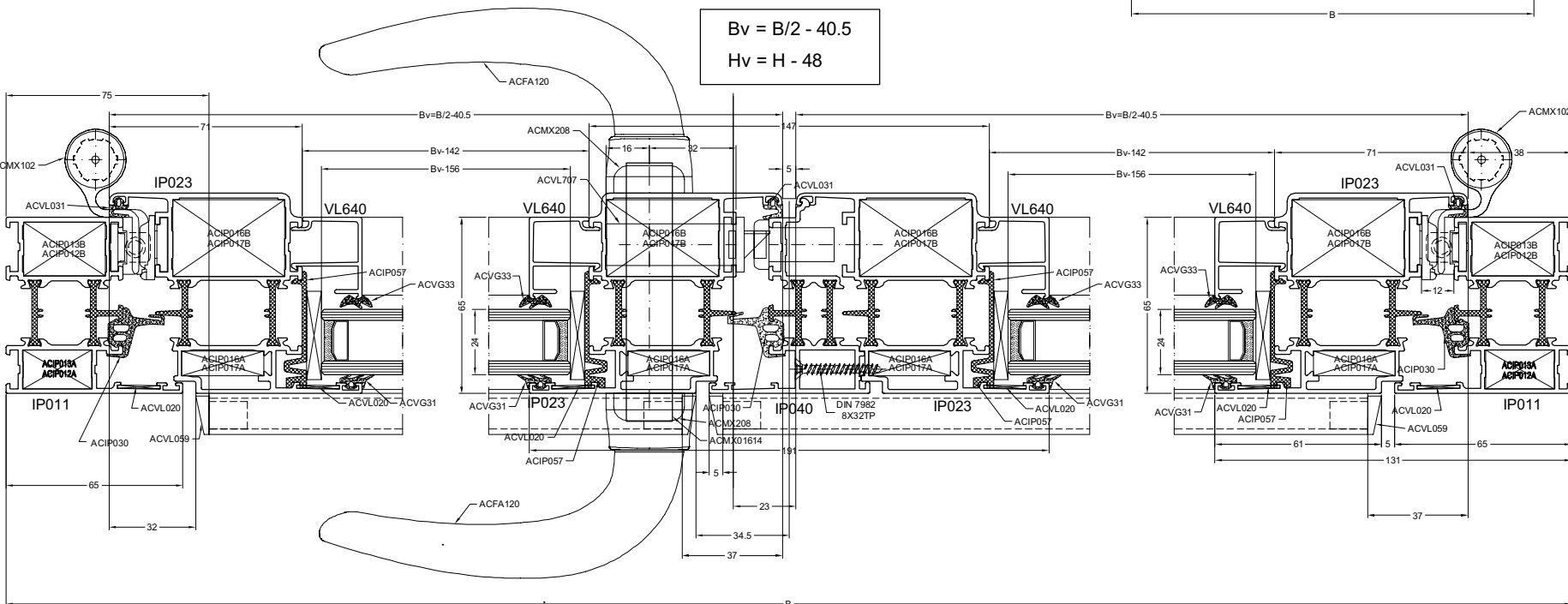
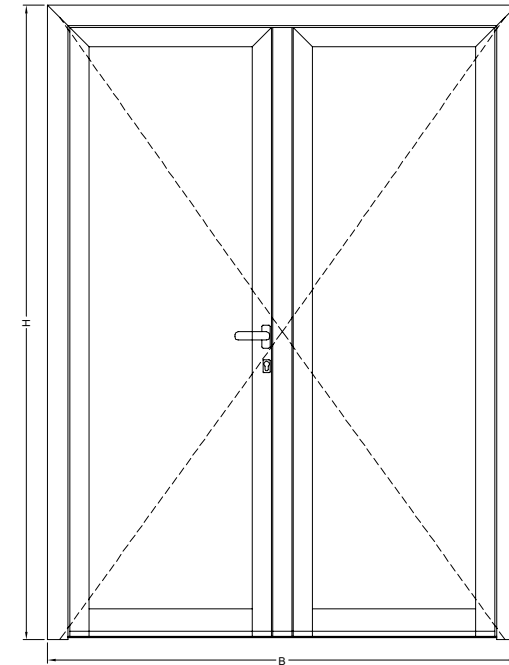
TOEBEHOREN ACCESSOIRES
ZUBEHORTEILE ACCESSORIES

ACIP12A/13A	2
ACIP012B/13B	2
ACIP016A/17A	4
ACIP016B/17B	4
ACIP026A	4
ACIP026B	4
ACVL020	6
ACVL029	8
ACIP054	1 set
ACIP057	8
ACVL707	1
ACMX102	4 of/ou/oder/or 6
ACFA120	2
ACFA121	1/5
ACMX309	1
ACMX862	1/5
ACMX208	2
ACMX01614	1
ACVL432	2
ACVL434	1
ACIP427	1
ACIP030	B + 3H - 80
ACIP034	2
ACIP512	4
ACVL031	2Bv + 3Hv
ACVG31	4Bv + 4Hv - 1200
ACVG33	4Bv + 4Hv - 1200

GLASMATEN DIMENSIONS DES VITRAGES GLASMASSE GLASS SIZES	2 X	Bv - 156 Hv - 150
--	-----	----------------------

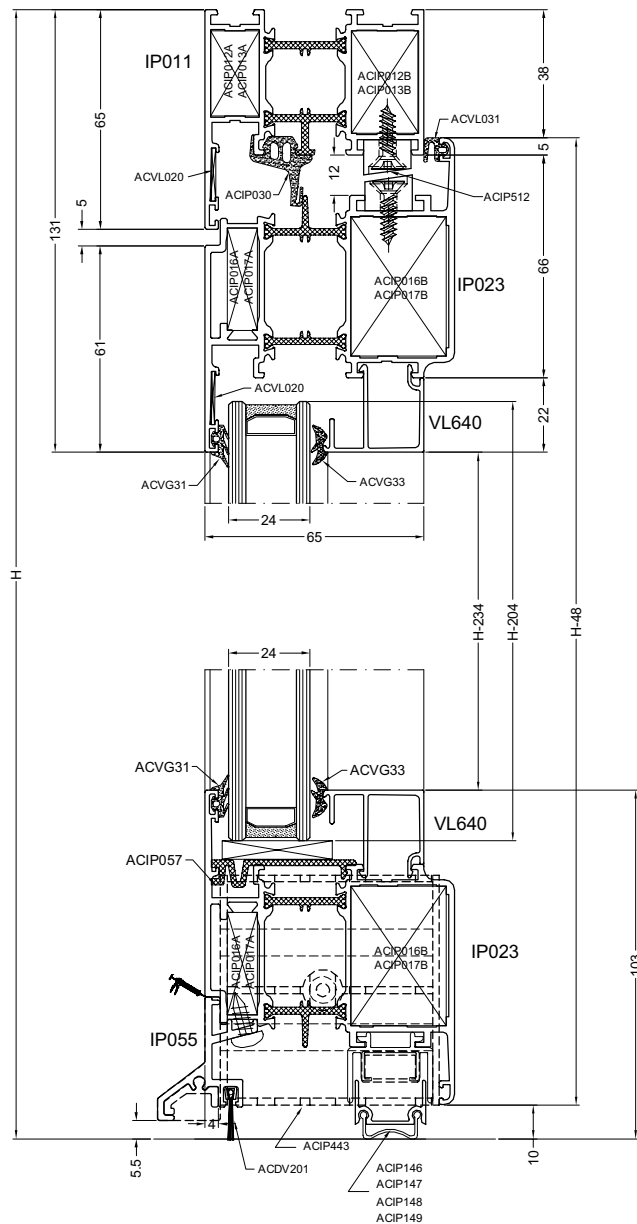
BORSTELDICHTING BRASSE DESSOUS BURSTENDICHTUNG BRUSH FITTING

VL73		2	Bv-20	Bv+17.5
ACVL033		2	Bv-20	Bv+0.5
ACVL059		2		



ENKELE DEUR NAAR BINNEN DRAAIEND MET IP011 EN IP023
PORTE SIMPLE OUVRANT INTERIEUR AVEC IP011 ET IP023
ANSCHLAGTUR NACH INNEN OFFNEND MIT IP011 UND IP023
INSIDE OPENING DOOR WITH IP011 AND IP023

ZAAGTABELLEN - TABLES DE SCIAGES - ZUSCHNITT-TABELLEN - SAWING TABLES



PROFIELEN PROFILES PROFILE PROFILS

IP011	☐	1		H
IP011	☐	1		H
IP011	☐	1		B
IP023	☐	2		B - 76
IP023	☐	2		H - 48
VL6*	☐	2		B - 218
VL6*	☐	2		H - 234
IP055	☐	1		B - 144

GLASMATEN DIMENSIONS DES VITRAGES
GLASSMASSE GLASS SIZES
B - 232
H - 204

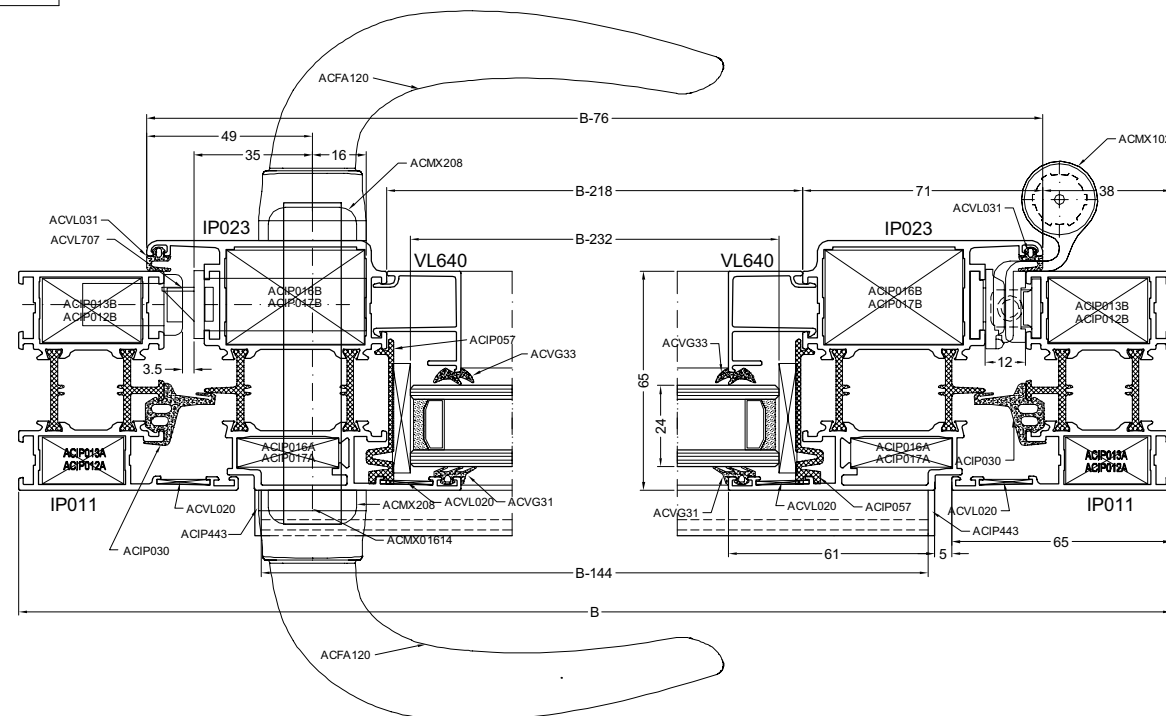
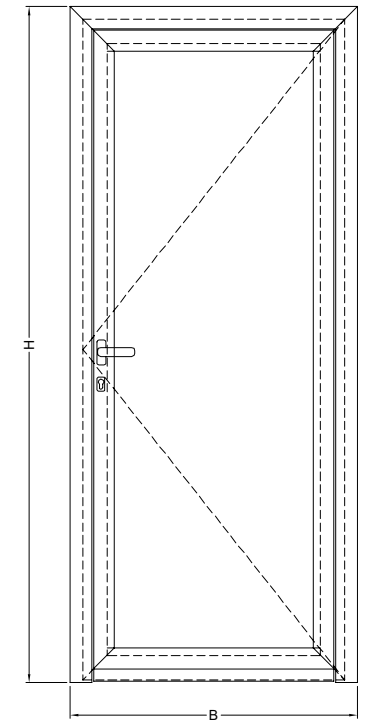
BORSTELDICHTUNG BRUSSE DESSOUS
BURSTENDICHTUNG BRUSH FITTING

ACDV201 1 B-127

ACIP146/147/148/149	1	L=B-110
ACIP146	Lmin=560mm	Lmax=710mm
ACIP147	Lmin=685mm	Lmax=835mm
ACIP148	Lmin=810mm	Lmax=960mm
ACIP149	Lmin=935mm	Lmax=1085mm

TOEBEHOREN ACCESSOIRES
ZUBEHORTEILE ACCESSORIES

ACIP12A/13A	2
ACIP012B/13B	2
ACIP016A/17A	4
ACIP016B/17B	4
ACVL020	6
ACIP057	4
ACVL707	1
ACMX102	2
ACFA120	2
ACFA121	1/5
ACMX309	1
ACMX862	1/5
ACMX208	2
ACMX01614	1
ACIP030	2H+B-150
ACIP034	4
ACVL031	2H+B-150
ACVG31	2H+2B-800
ACVG33	2H+2B-800
ACIP443	1
ACIP512	2
ACIP146/147/148/149	B-110
ACDV201	B-126



DUBBELE DEUR NAAR BINNEN DRAAIEND MET IP011 EN IP023
PORTE DOUBLE OUVRANT INTERIEUR AVEC IP011 ET IP023
DOPPELT ANSCHLAGTUR NACH INNEN OFFNEND MIT IP011 UND IP023
INSIDE OPENING DOUBLE DOOR WITH IP011 AND IP023

ZAAGTABELLEN - TABLES DE SCIAGES - ZUSCHNITT-TABELLEN - SAWING TABLES

PROFIELEN PROFILES PROFILE PROFILS

IP011		1		H
IP011		1		H
IP011		1		B
IP023		4		B/2 - 40.5
IP023		4		H - 48
IP040		1		H - 82
VL6*		4		B/2 - 182.5
VL6*		4		H - 234
IP055		2		B/2 - 108.5

GLASMATEN	2 X	B/2 - 196.5
DIMENSIONS DES VITRAGES		
GLASSMASSE		H - 204
GLASS SIZES		

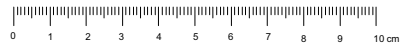
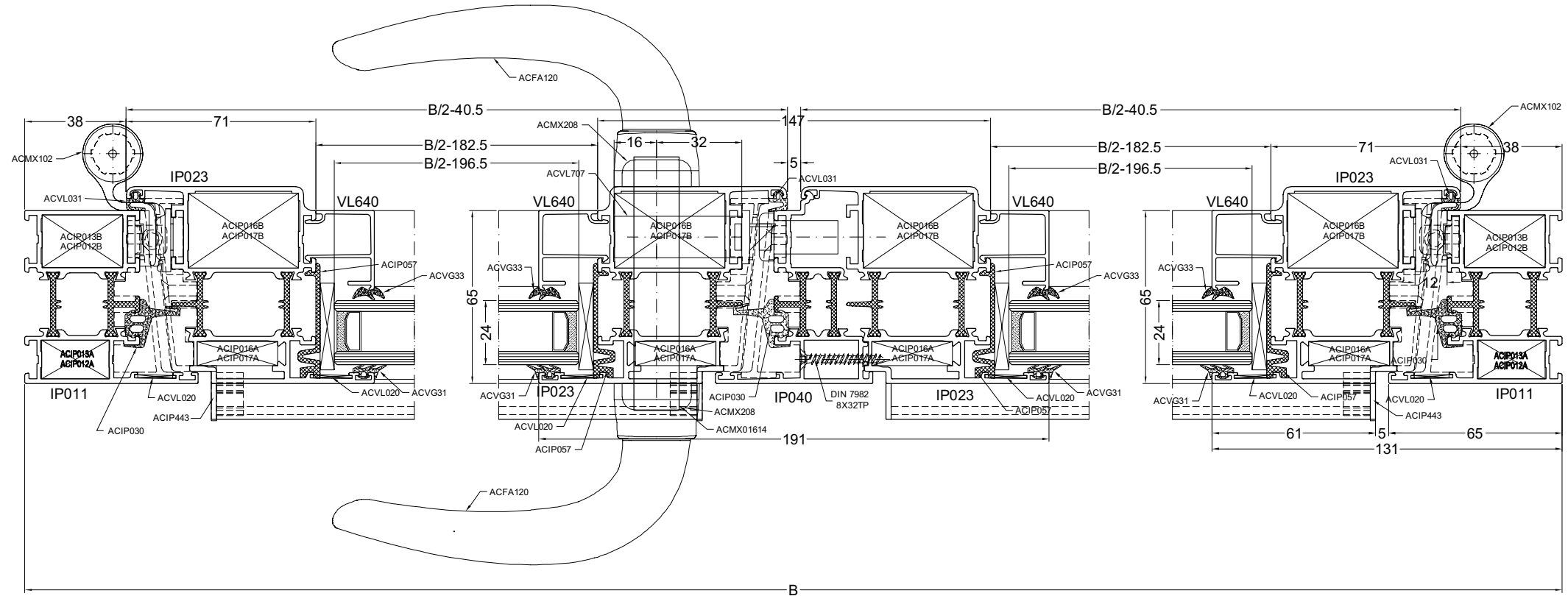
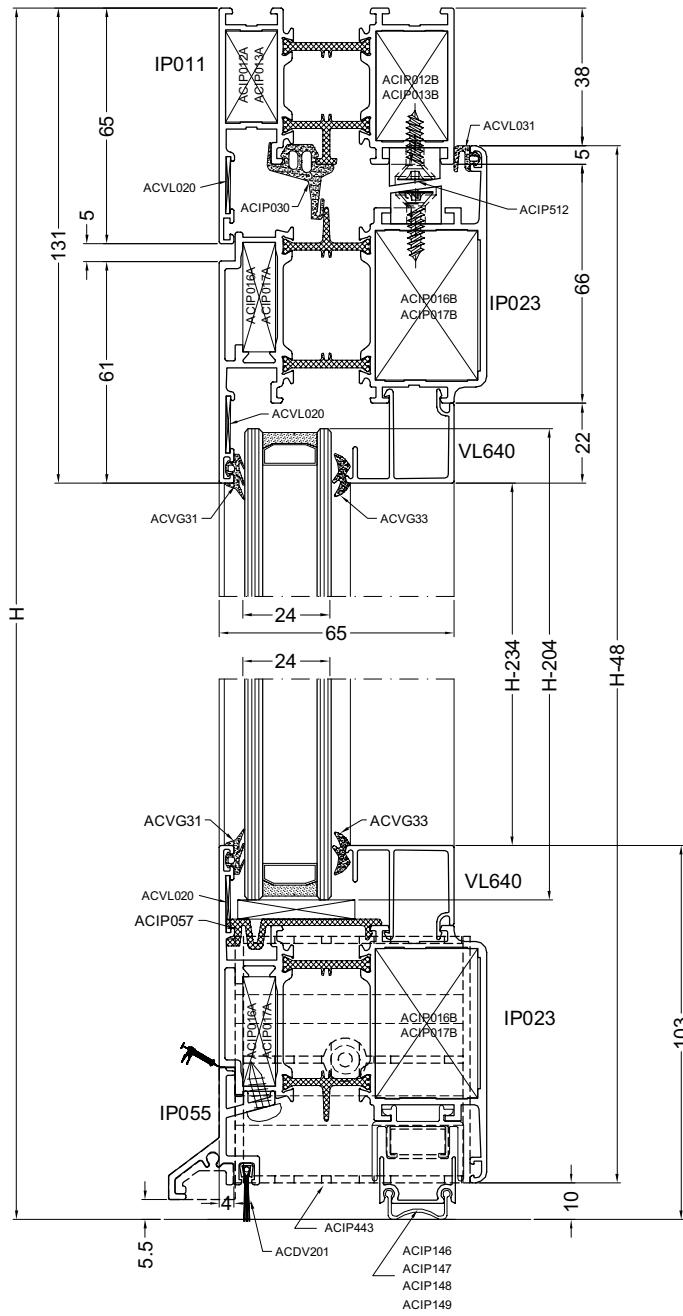
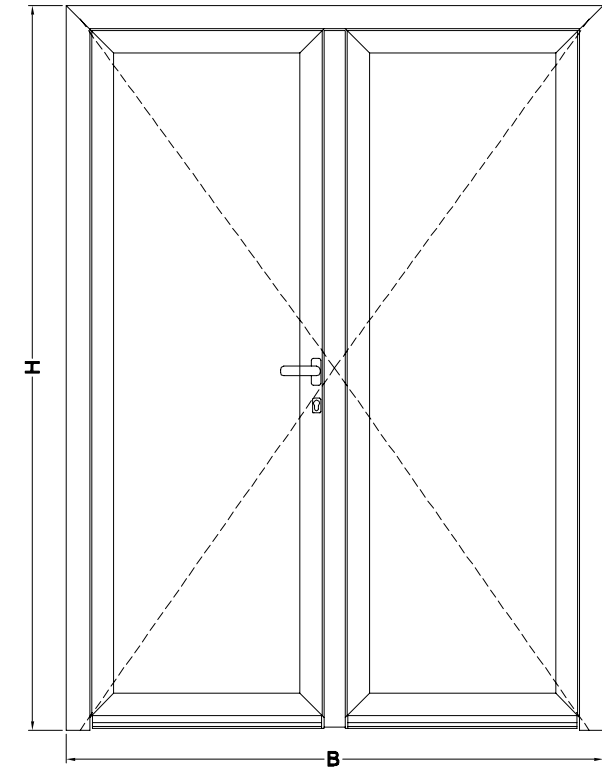
BORSTELDICHTING BRASSE DESSOUS
BURSTENDICHTUNG BRUSH FITTING

ACDV201	1	B/2 - 91	B/2 - 65
---------	---	----------	----------

ACIP146/147/148/149	2	L1=B/2-74.5	L2=B/2-47.5
ACIP146		Lmin=560mm	Lmax=710mm
ACIP147		Lmin=685mm	Lmax=835mm
ACIP148		Lmin=810mm	Lmax=960mm
ACIP149		Lmin=935mm	Lmax=1085mm

TOEBEHOREN ACCESSOIRES
ZUBEHORTEILE ACCESSORIES

ACIP12A/13A	2
ACIP012B/13B	2
ACIP016A/17A	8
ACIP016B/17B	8
ACVL020	10
ACIP054	1 set
ACIP057	8
ACVL707	1
ACMX102	4 of/ou/oder/or 6
ACFA120	2
ACFA121	1/5
ACMX309	1
ACMX862	1/5
ACMX208	2
ACMX01614	1
ACVL432	2
ACVL434	1
ACIP427	1
ACIP030	B + 3H - 50
ACIP034	2
ACVL031	B + 3H - 200
ACVG31	2B + 4H - 1500
ACVG33	2B + 4H - 1500
ACIP443	2
ACIP512	4



deurz13

DUBBELE DEUR NAAR BUITEN DRAAIEND MET IP011 EN IP127
 PORTE DOUBLE OUVRANT EXTERIEUR AVEC IP011 ET IP127
 DOPPELT ANSCHLAGTUR NACH AUSSEN OFFNEND MIT IP011 UND IP127
 OUTSIDE OPENING DOUBLE DOOR WITH IP011 AND IP127

ZAAGTABELLEN - TABLES DE SCIAGES - ZUSCHNITT-TABELLEN - SAWING TABLES

PROFIELEN PROFILES PROFILE PROFILS

IP011		1		H
IP011		1		H
IP011		1		B
IP127		4		B/2 - 40.5
IP127		4		H - 48
IP040		1		H - 82
VL6*		4		B/2 - 182.5
VL6*		4		H - 234
VL72		2		B/2 - 50.5
IP056		2		B/2 - 104.5

GLASMATEN
DIMENSIONS DES VITRAGES
GLASSMASSE
GLASS SIZES

B/2 - 196.5
H - 204

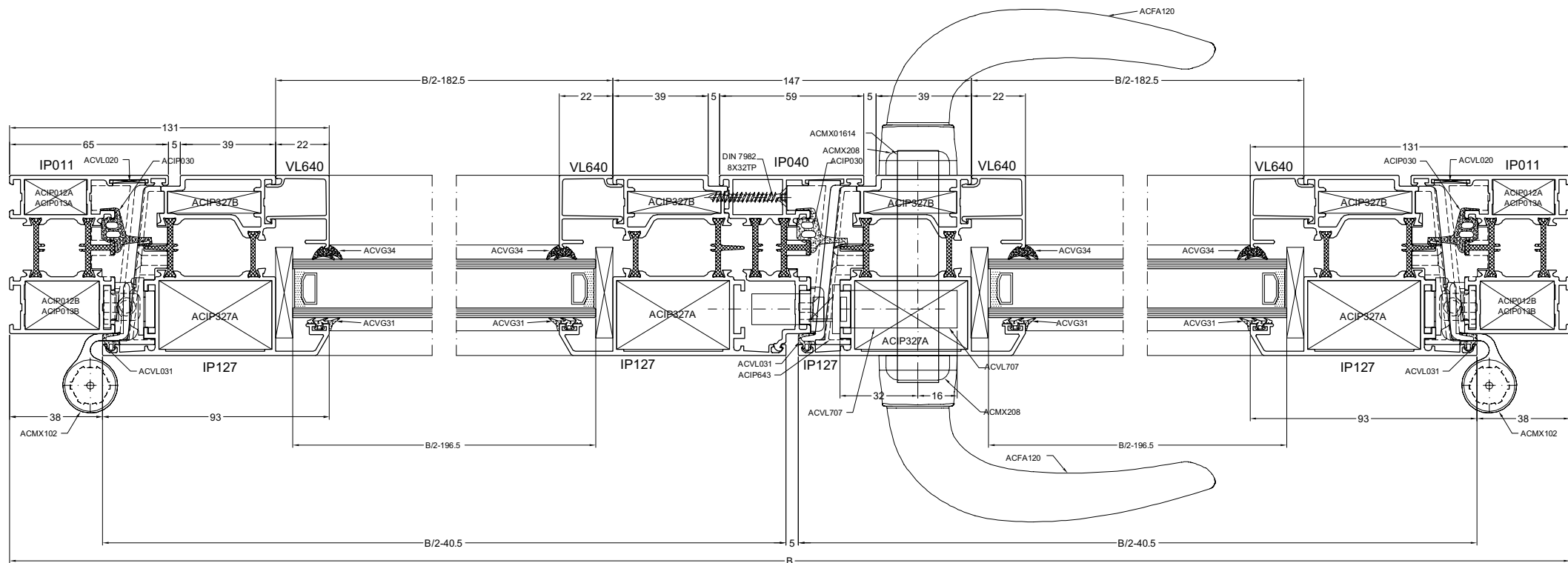
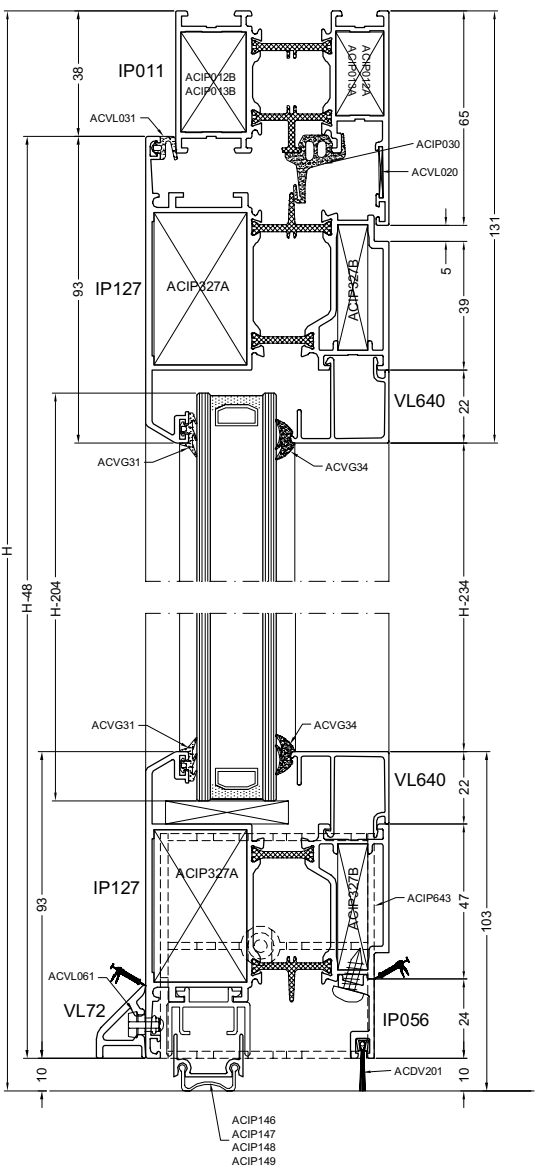
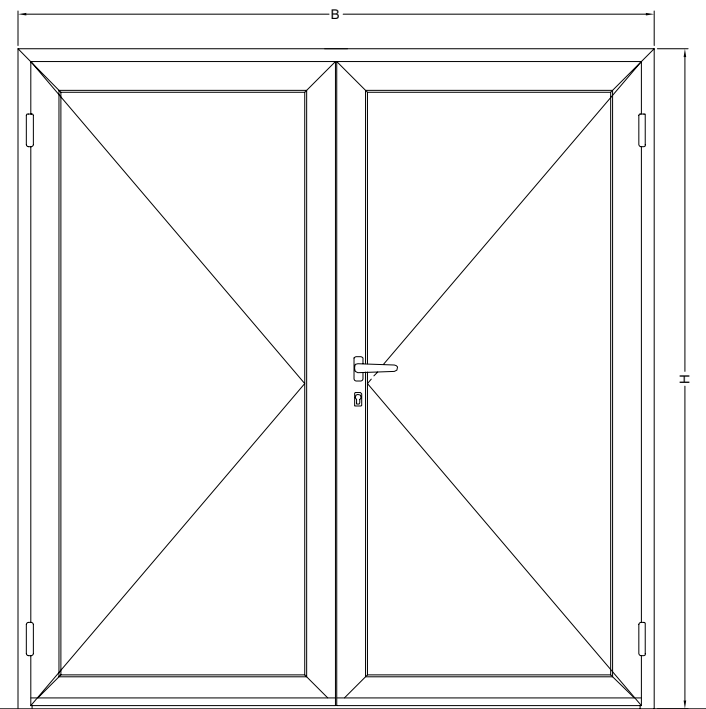
BORSTELDICHTUNG BRASSE DESSOUS
BURSTENDICHTUNG BRUSH FITTING

ACDV201	2	B/2-65	B/2-91
---------	---	--------	--------

ACIP146/147/148/149	2	L1=B/2-47.5	L2=B/2-74.5
ACIP146		Lmin=560mm	Lmax=710mm
ACIP147		Lmin=685mm	Lmax=835mm
ACIP148		Lmin=810mm	Lmax=960mm
ACIP149		Lmin=935mm	Lmax=1085mm

TOEBEHOREN ACCESSOIRES
ZUBEHORTEILE ACCESSORIES

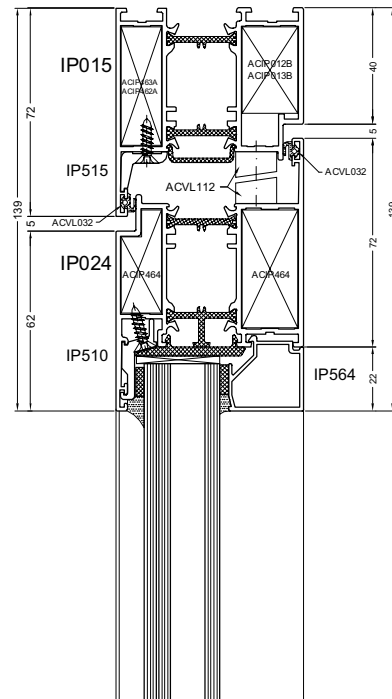
ACIP012A/013A	2
ACIP012B/013B	2
ACIP327A	8
ACIP327B	8
ACIP054	1
ACVL020	2
ACVL707	1
ACMX102	4
ACFA120	2
ACFA121	1/5
ACMX309	1
ACMX862	1/5
ACMX208	2
ACMX01614	1
ACIP030	B+3H-50
ACIP034	2
ACVL031	B+3H-200
ACVG31	2B+4H-1500
ACVG3*	2B+4H-1500
ACIP643	2
ACVL059	2
ACVL061	1/250mm
ACIP427	1
ACVL432	2
ACVL434	1



dubdeurIP127

ENKELE DEUR NAAR BINNEN DRAAIEND INBRAAKVERTRAGEND
PORTE SIMPLE OUVRANT INTERIEUR POUR ANTI EFFRACTION
ANSCHLAGTURE NACH INNEN OFFNEND EINBRUCHHEMEND
INSIDE OPENING DOOR BURGLARY PROOF

ZAAGTABELLEN - TABLES DE SCIAGES - ZUSCHNITT-TABELLEN - SAWING TABLES



PROFIELEN PROFILES PROFILE PROFILS

IP015	1	H
IP015	1	H
IP015	1	B
IP024	1	H - 55
IP024	1	H - 55
IP024	1	B-90
IP024	1	B-234
IP070	1	B-234
IP564	2	B-234
IP564	2	H-243
IP422	3	H
IP422	1	B
IP510	1	H-190
IP510	1	H-190
IP510	1	B-216
IP510	1	B-278
IP515	1	H - 50
IP515	1	H - 50
IP515	1	B-100
IP570	3	H-121

TOEBEHOREN ACCESSOIRES
ZUBEHÖRTEILE ACCESSORIES

ACIP462A/463A	2
ACIP012B/13B	2
ACIP464	2
ACIP126A	2
ACIP027B	2
ACVL020	2
ACIP557	7
ACIP515	1
ACIP517	1
ACIP518	3
ACIP402	3
ACIP521	1
ACVL032	4H+2B-120
ACIP440	1 SET
ACVL112	2

A : ACIP515
B : ACIP402
C : ACIP518
D : ACVL112
E : ACIP557
F : ACVL130

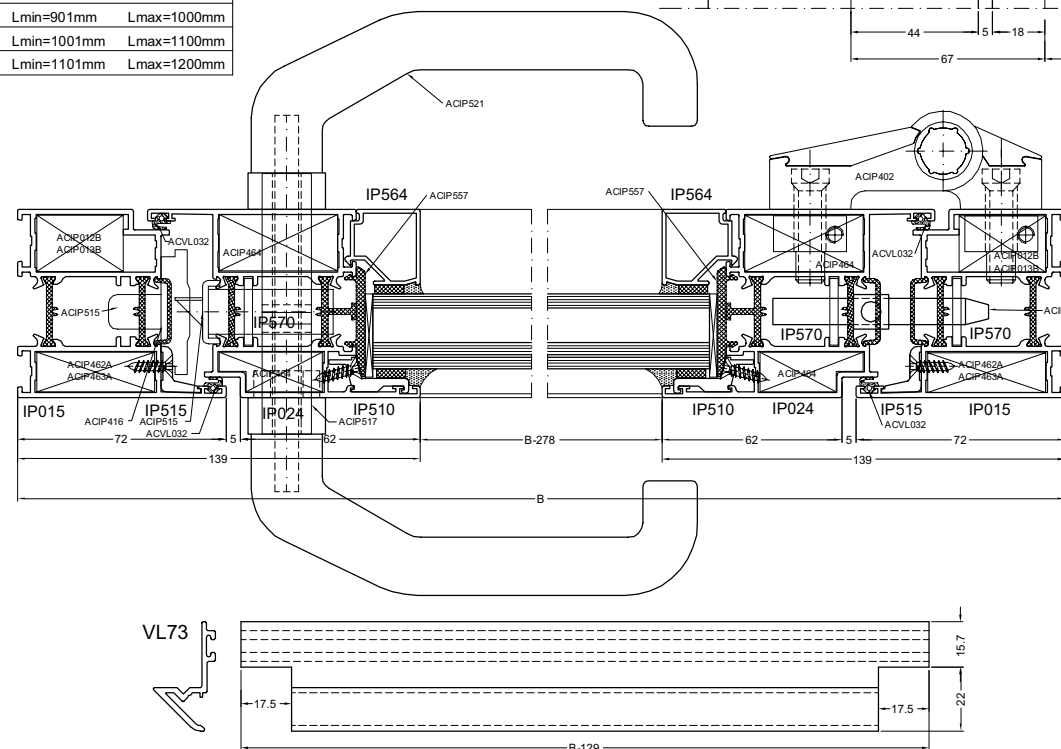
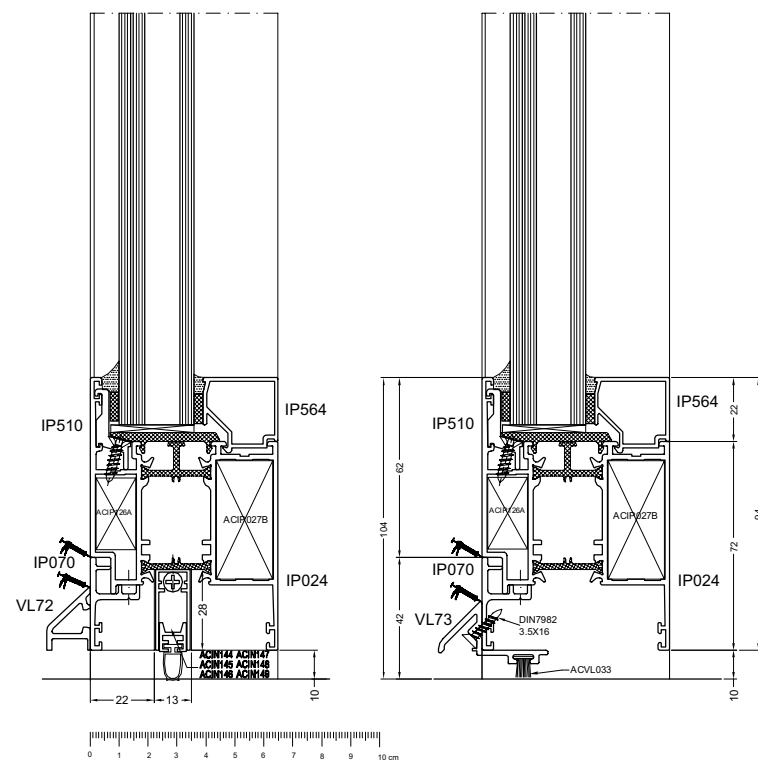
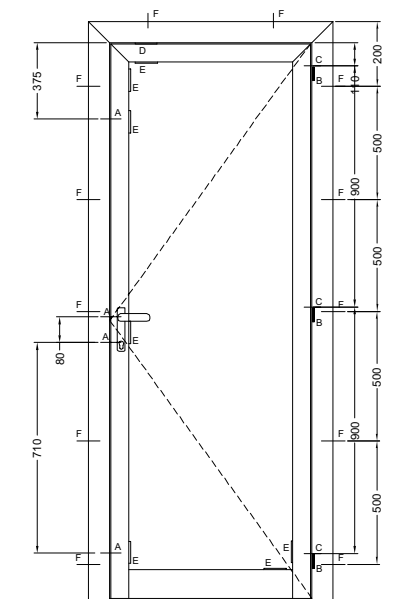
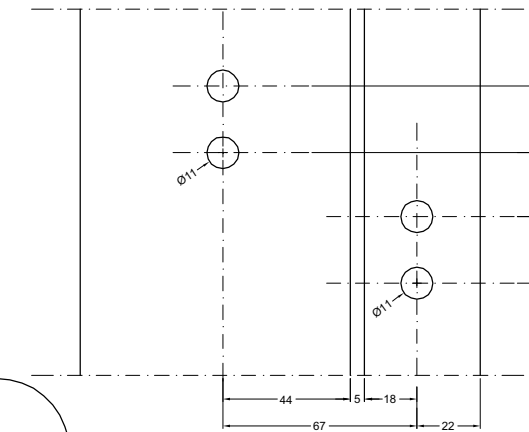
BORSTELDICHTING BRASSE DESSOUS BURSTENDICHTUNG BRUSH FITTING

VL73	1	B-129
ACVL033	1	B-129
ACVL059	1	

AUTOMATISCHE TOCHTAFSLUITER JOINT BAS DE PORTE AUTOMATIQUE
AUTOMATISCHE TÜRDICHTUNG SELF OPERATING THRESHOLD

VL72	1	B-164
ACVL059	1	
ACIN14*	1	L=B-134

ACIN144	Lmin=600mm	Lmax=700mm
ACIN145	Lmin=701mm	Lmax=800mm
ACIN146	Lmin=801mm	Lmax=900mm
ACIN147	Lmin=901mm	Lmax=1000mm
ACIN148	Lmin=1001mm	Lmax=1100mm
ACIN149	Lmin=1101mm	Lmax=1200mm



GLASMATEN DIMENSIONS DES VITRAGES B - 248
GLASSMASSE GLASS SIZES H - 213

ENKELE DEUR NAAR BUITEN DRAAIEND INBRAAKVERTRAGEND
PORTE SIMPLE OUVRANT EXTERIEUR POUR ANTI EFFRACTION
ANSCHLAGTURE NACH AUSSEN OFFNEND EINBRUCHHEMEND
OUTSIDE OPENING DOOR BURGLARY PROOF

ZAAGTABELLEN - TABLES DE SCIAGES - ZUSCHNITT-TABELLEN - SAWING TABLES

PROFIELEN PROFILES PROFILE PROFILS

IP014	1	H
IP014	1	H
IP014	1	B
IP025	1	H - 55
IP025	1	H - 55
IP025	1	B-90
IP025	1	B-234
IP564	2	B-234
IP564	2	H-243
IP070	1	B-234
IP422	3	H
IP422	1	B
IP510	1	H-190
IP510	1	H-190
IP510	1	B-216
IP510	1	B-278
IP515	1	H-53
IP515	1	H-53
IP515	1	B-107
IP570	3	H-121

TOEBEHOREN ACCESSOIRES
ZUBEHÖRTEILE ACCESSORIES

ACIP460A/461A	2
ACIP014B/15B	2
ACIP465	2
ACIP127A	2
ACIP026B	2
ACIP440	1set
ACIP402	3
ACIP515	1
ACIP517	1
ACIP518	3
ACIP521	1set
ACIP557	7
ACVL020	2
ACVL032	4H+2B-120
ACVL112	2

A : ACIP515
B : ACIP402
C : ACIP518
D : ACVL112
E : ACIP557
F : ACVL130

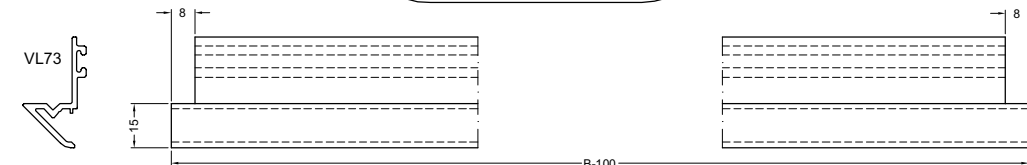
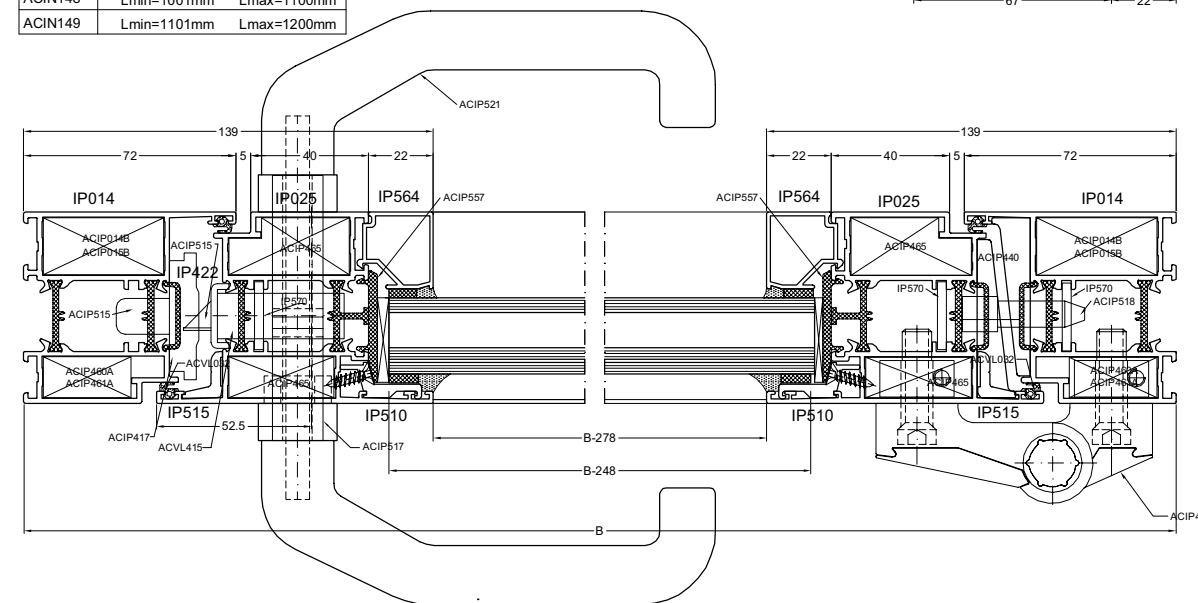
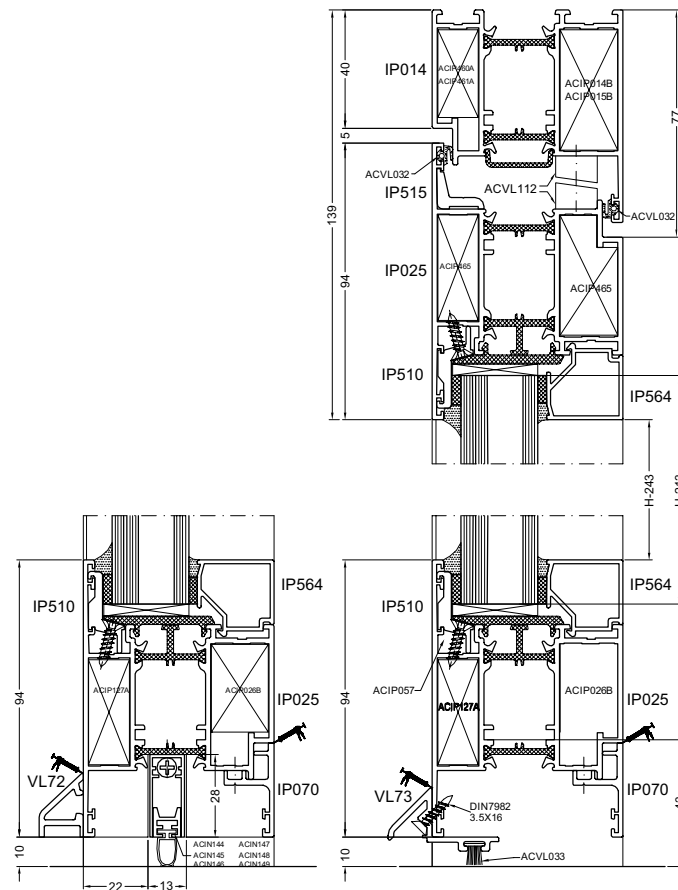
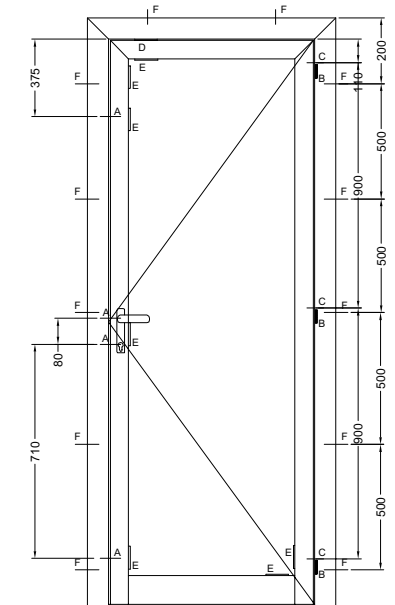
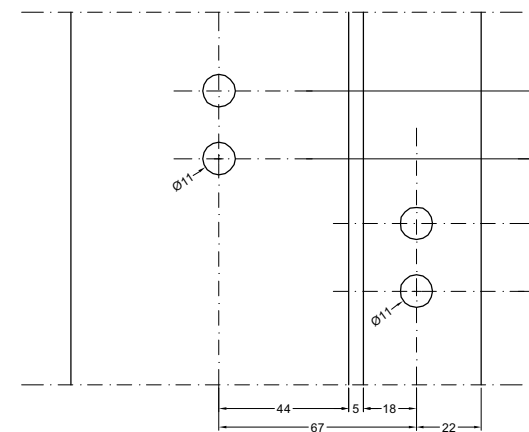
BORSTELDICHTING BRASSE DESSOUS BURSTENDICHTUNG BRUSH FITTING

VL73	1	B-100
ACVL033	1	B-112
ACVL059	1	

AUTOMATISCHE TOCHTAFSLUITER JOINT BAS DE PORTE AUTOMATIQUE
AUTOMATISCHE TURDICHTUNG SELF OPERATING THRESHOLD

VL72	1	B-100
ACVL059	1	
ACIN14*	1	L=B-134

ACIN144	Lmin=600mm	Lmax=700mm
ACIN145	Lmin=701mm	Lmax=800mm
ACIN146	Lmin=801mm	Lmax=900mm
ACIN147	Lmin=901mm	Lmax=1000mm
ACIN148	Lmin=1001mm	Lmax=1100mm
ACIN149	Lmin=1101mm	Lmax=1200mm



GLASMATEN DIMENSIONS DES VITRAGES B - 248
GLASSMASSE GLASS SIZES H - 213

DUBBELE PENDELDEUR
DOUBLE PORTE VA ET VIENT
DOPPELT PENDELTUR
DOUBLE SWINGDOOR

ZAAGTABELLEN - TABLES DE SCIAGES - ZUSCHNITT-TABELLEN - SAWING TABLES

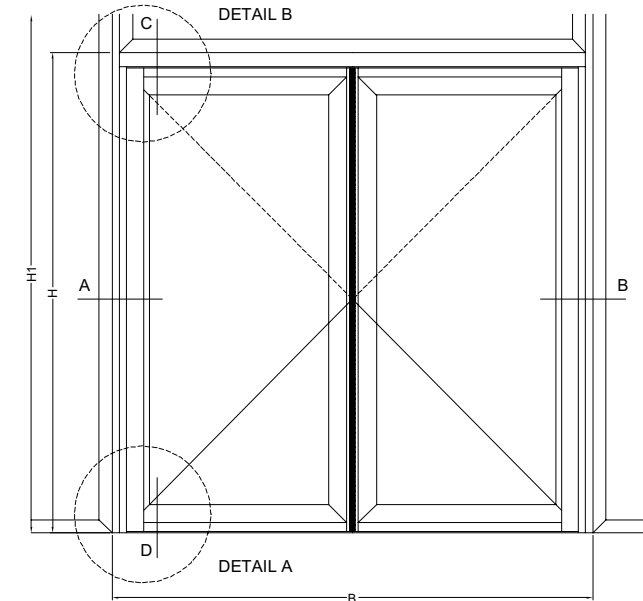
PROFIELEN PROFILS PROFILE PROFILES

IP430		1		B-60
IP431		1		B-60
IP432		2		H1
IP012		4		H-144
IP012		4		B/2-101
IP420		4		B/2-104
IP435		4		H-65
IP436		4		H-72
IP437		4		H-72
IP438		4		H-72
IP439		2		H-72
IP422		2		H-72
VG60		2		B-60
VL6XX		4		H-296
VL6XX		4		B/2-209

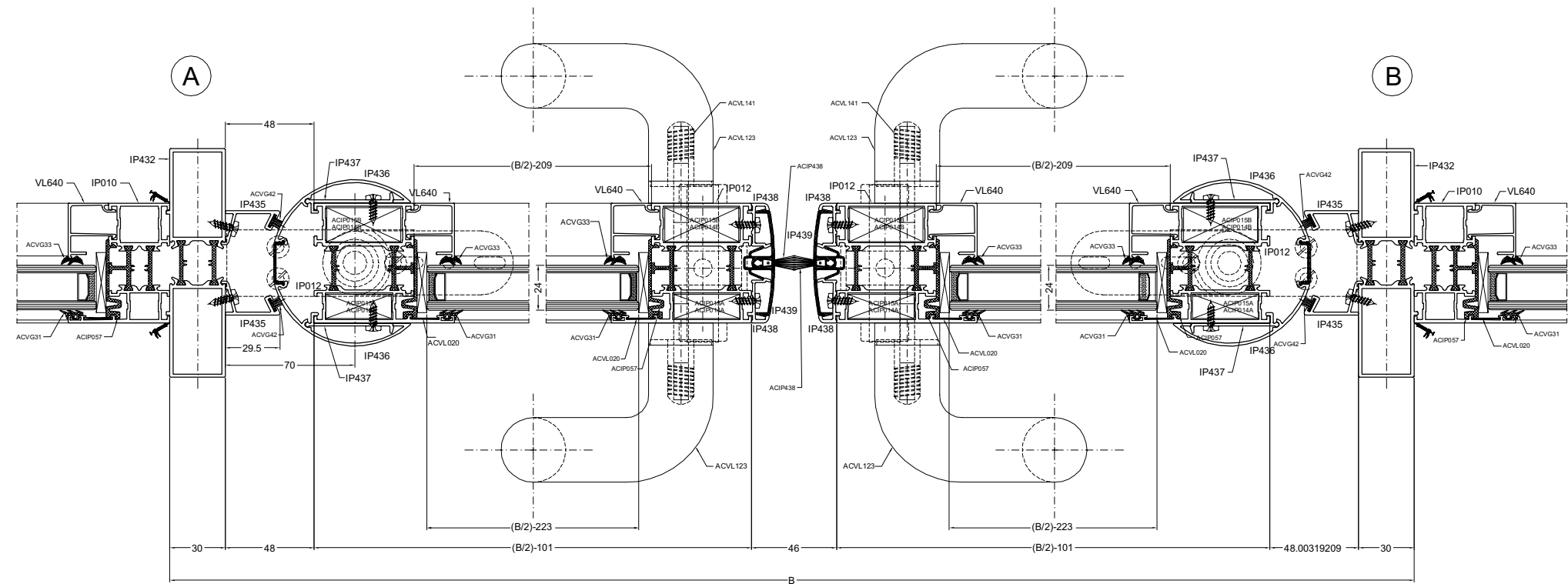
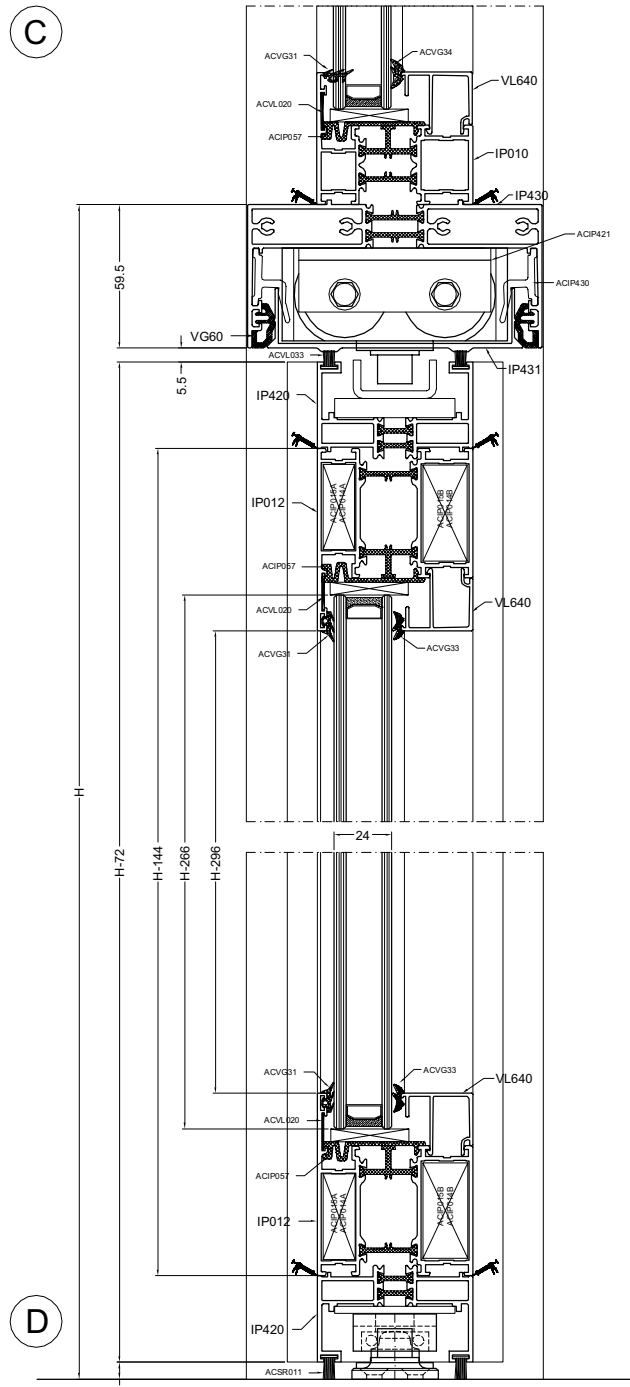
TOEBEHOREN ACCESSOIRES
ZUBEHÖRTEILE ACCESSORIES

ACVL020	8
ACIP057	8
ACVL033	B/2-68 (4x)
ACSR011	B/2-68 (4x)
ACIP015B/14B	8
ACIP015A/14A	8
ACIP430	8
ACIP438	H-72
ACIP421	2
ACVL123	4
ACVL141	2
ACVL127	2
ACMX208	4
ACVL409	2
ACIP424	4
ACIP425	2
ACIP426	2
ACIP427	2
ACVG42	4xH-130
ACVG31	2B + 4H - 1800
ACVG33	2B + 4H - 1800

GLASMATEN 2x H-266
DIMENSIONS DES VITRAGES
GLASSMASSE
GLASS SIZES 2x B/2-223

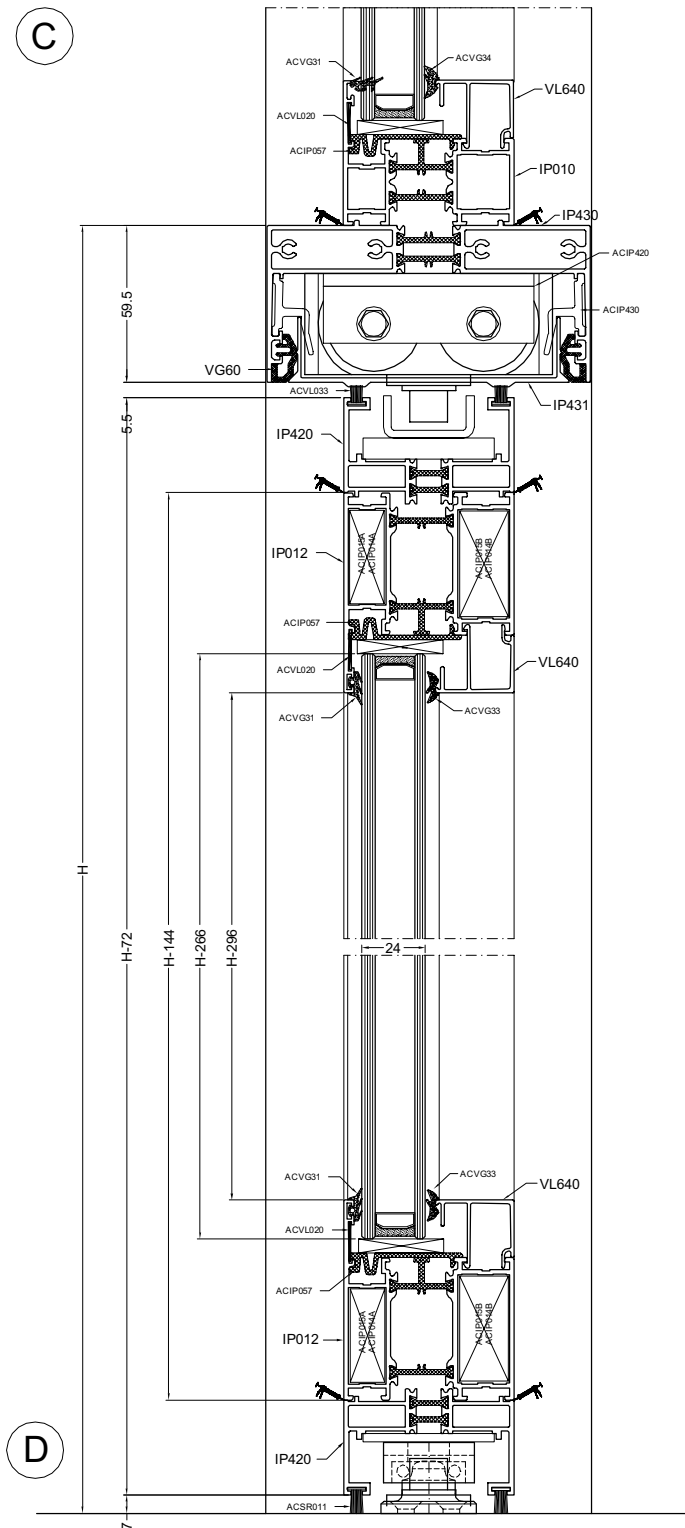


MAXIMUM GEWICHT PER DEURVLEUGEL = 110 KG
MAXIMUM POIDS PAR OUVRANT DE PORTE = 110 KG
MAXIMUM GEWICHT PRO TÜRLUGEL = 110 KG
MAXIMUM WEIGHT EACH DOOR VENT = 110 KG



ENKELE PENDELDEUR MET ACIP431
SIMPLE PORTE VA ET VIENT AVEC ACIP431
EINIGE PENDELTUR MIT ACIP431
SINGLE SWINGDOOR WITH ACIP431

ZAAGTABELLEN - TABLES DE SCIAGES - ZUSCHNITT-TABELLEN - SAWING TABLES

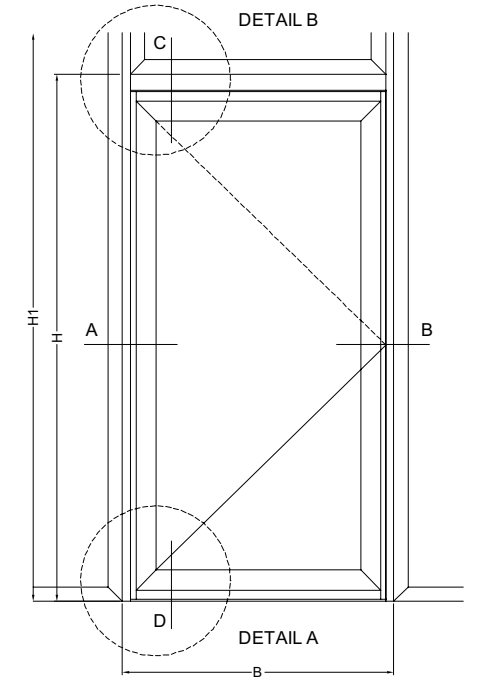


PROFIELEN PROFILES PROFILE PROFILS

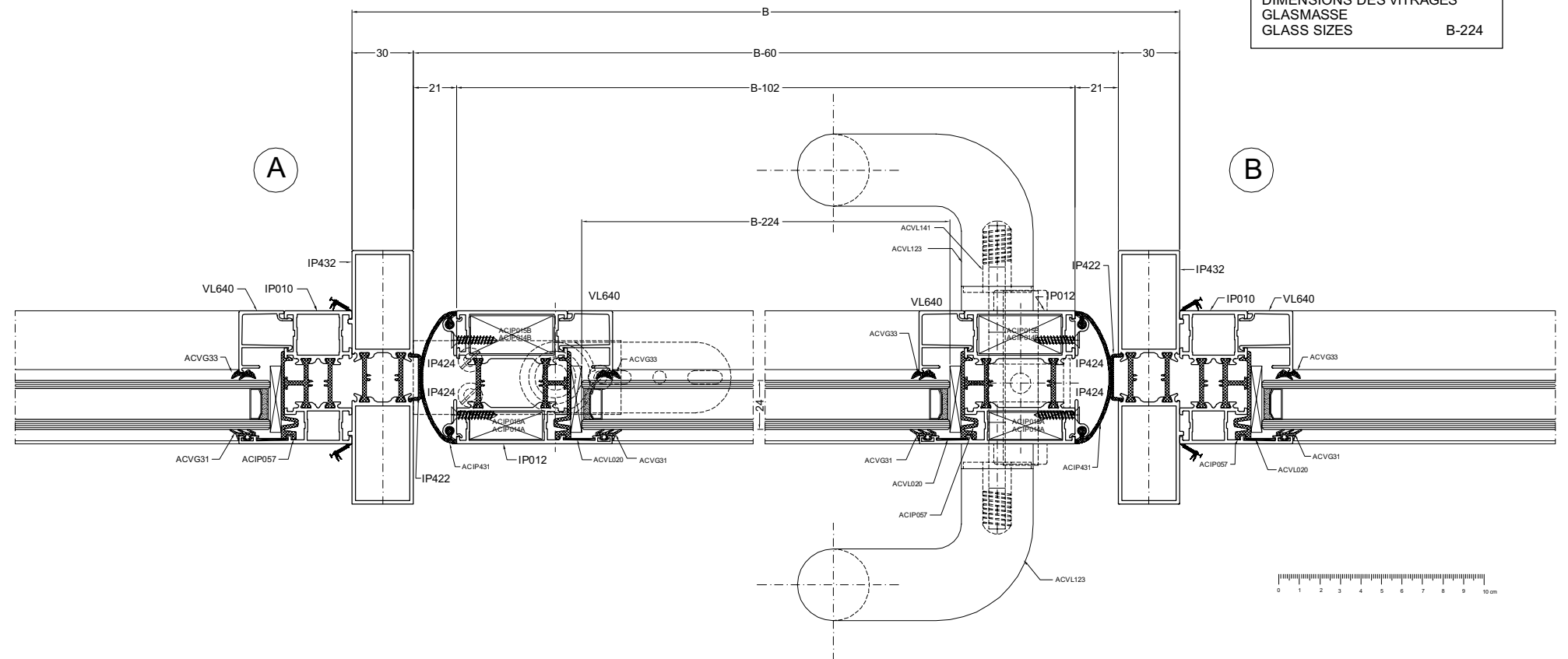
IP430		1		B-60
IP431		1		B-60
IP432		2		H1
IP012		2		H-144
IP010		2		B-102
IP420		2		B-102
IP424		4		H-72
IP422		2		H-59.5
VG60		2		B-60
VL6XX		2		H-296
VL6XX		2		B-210

TOEBEHOREN ACCESSOIRES
ZUBEHÖRTEILE ACCESSORIES

ACVG31	(H+B)x2 - 981
ACVG33	(H+B)x2 - 981
ACVL020	4
ACIP057	4
ACVL033	B-102 (2x)
ACSR011	B-102 (2x)
ACIP015B/14B	4
ACIP015A/14A	4
ACIP430	4
ACIP421	1
ACIP431	H-72 (2x)
ACVL123	2
ACVL141	1
ACVL127	1
ACMX208	2
ACVL409	1
ACIP424	2
ACIP425	1
ACIP426	1
ACIP427	1

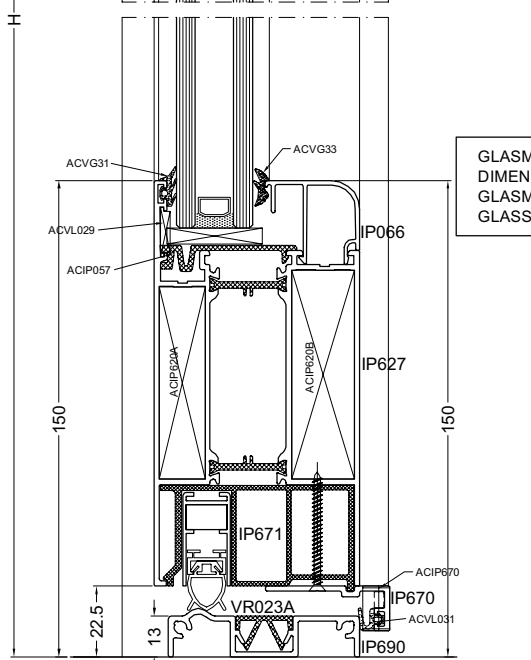
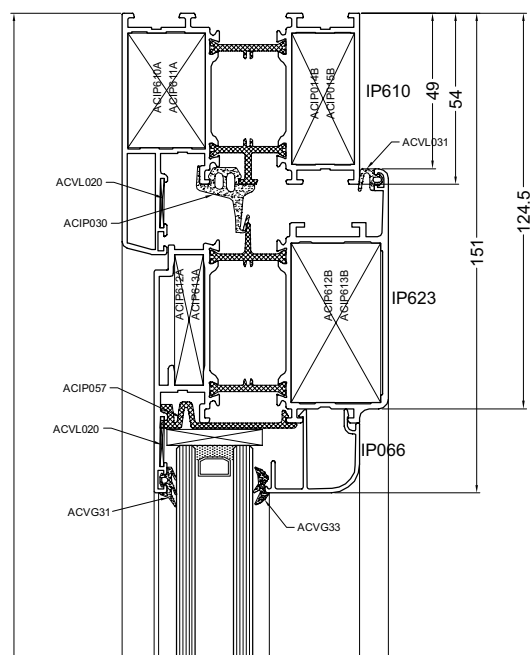


GLASMATEN H-266
DIMENSIONS DES VITRAGES
GLASSMASSE B-224
GLASS SIZES



OPDEK DEUR NAAR BINNENDRAAIEND
PORTE A FRAPPE OUVRANT INTERIEUR
ANSCHLAG TUR NACH INNEN OFFNEND
INSIDE OPENING TOUCH DOOR

ZAAGTABELLEN - TABLES DE SCIAGES - ZUSCHNITT-TABELLEN - SAWING TABLES



PROFIELEN PROFILES PROFILE PROFILS

IP610		1		B
IP610		1		H
IP610		1		H
IP623		1		B-98
IP623		1		H-71.5
IP623		1		H-71.5
IP627		1		B-258
IP671		1		B-258
IP670		1		B-104
IP690		1		B-108
VR023A		1		B-108
IP066		2		H-248
IP066		2		B-249

TOEBEHOREN ACCESSOIRES
ZUBEHÖRTEILE ACCESSORIES

ACIP610A/611A	2
ACIP612A/613A	2
ACIP612B/613B	2
ACIP014B/ACIP015B	2
ACIP620A	2
ACIP620B	2
ACIP030	B+2H-150
ACVG31	2B+2H-1160
ACVG33	2B+2H-1160
ACIP057	4
ACVL031	2B+2H-250
ACMX102	2
ACVL020	4
ACVL029	2
ACFA120	2
ACFA121	1/5
ACMX309	1
ACMX862	1/5
ACMX208	2
ACMX01614	1
ACIP670	1
ACIP642	1
ACIP643	1

AUTOMATISCHE TOCHTAFSLUITER
AUTOMATISCHE TURDICHTUNG

JOINT BAS DE PORTE AUTOMATIQUE
SELF OPERATING THRESHOLD

ACIP64*	1	L=B-149
---------	---	---------

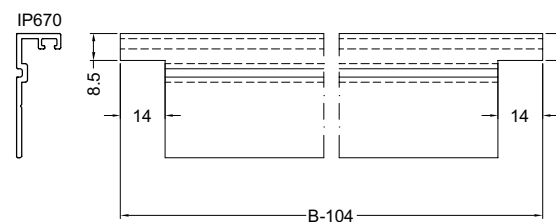
OF OU ODER OR

OPLOOPDICHTING
AUFLAUFDICHTUNG

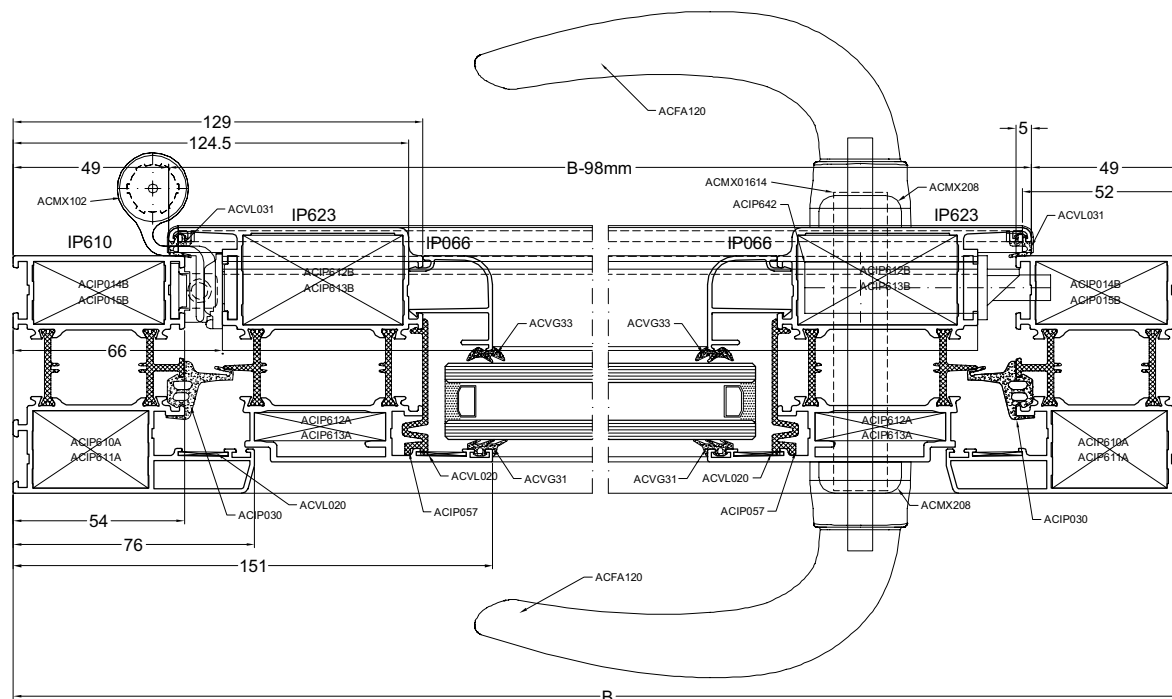
JOINT BAS DE PORTE
THRESHOLD

ACIP65*	1	L=B-149
---------	---	---------

ACIP646	Lmin=585mm	Lmax=710mm
ACIP647	Lmin=710mm	Lmax=835mm
ACIP648	Lmin=835mm	Lmax=960mm
ACIP649	Lmin=960mm	Lmax=1085mm
ACIP650	Lmin=585mm	Lmax=710mm
ACIP651	Lmin=710mm	Lmax=835mm
ACIP652	Lmin=835mm	Lmax=960mm
ACIP653	Lmin=960mm	Lmax=1085mm



GLASMATEN DIMENSIONS DES VITRAGES GLASSMASSE GLASS SIZES	B - 272 H - 271
---	--------------------



zaag3

VLAKKE DEUR NAAR BINNENDRAAIEND
PORTE PLANE OUVRANT INTERIEUR
FLACH TUR NACH INNEN OFFNEND
INSIDE OPENING FLAT DOOR

ZAAGTABELLEN - TABLES DE SCIAGES - ZUSCHNITT-TABELLEN - SAWING TABLES

TOEBEHOREN ACCESSOIRES
ZUBEHÖRTEILE ACCESSORIES

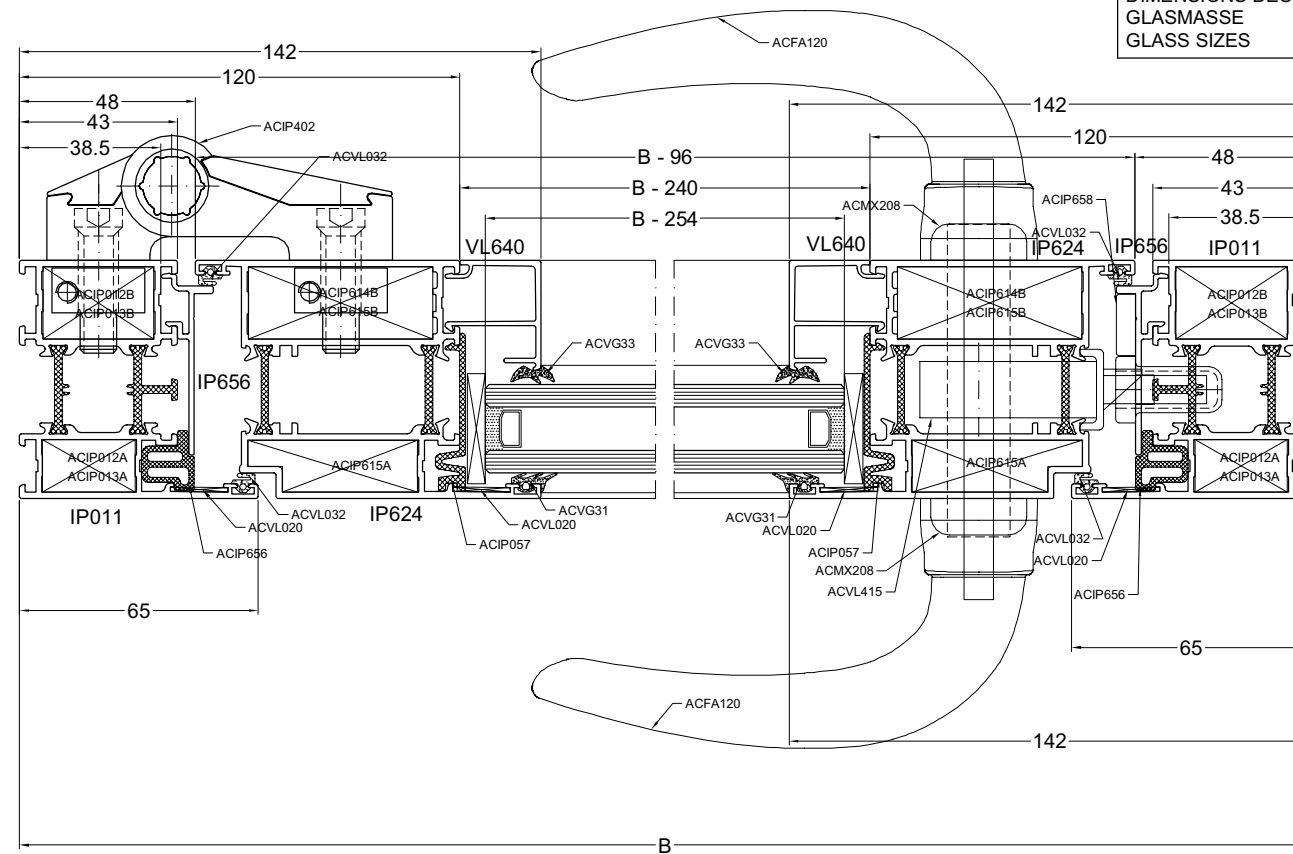
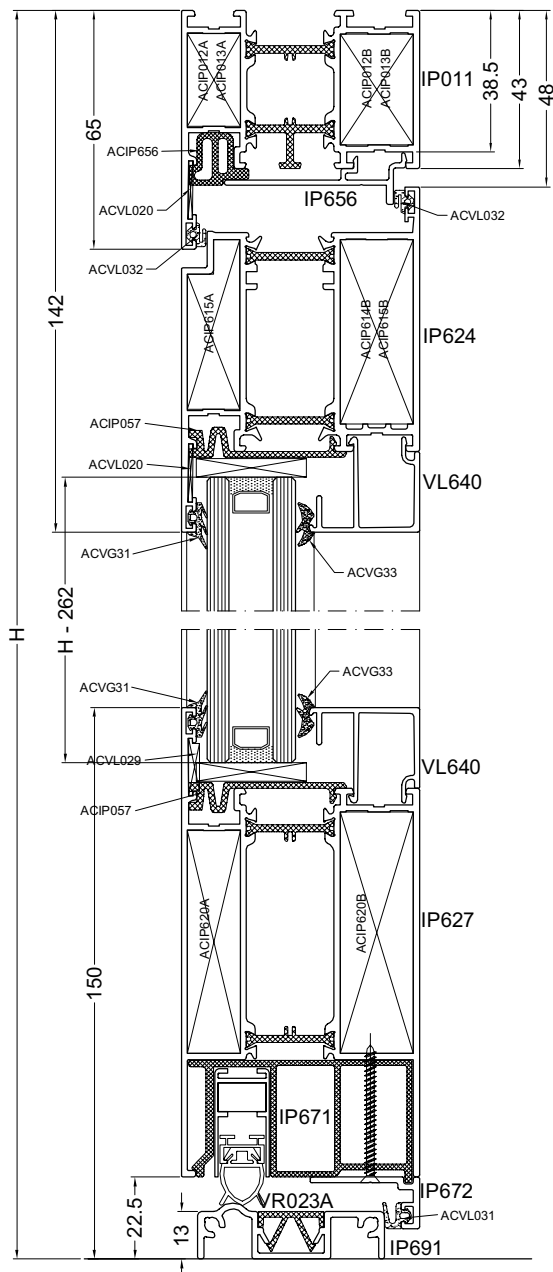
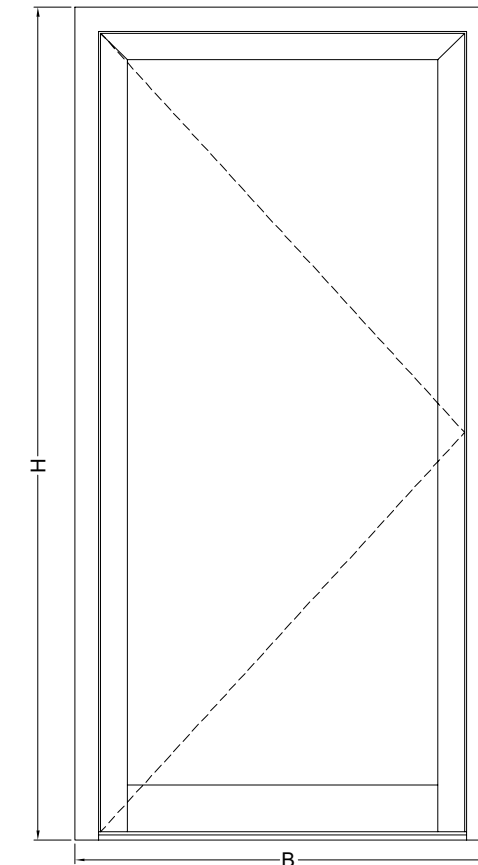
ACIP012A/013A	2
ACIP012B/013B	2
ACIP615A	2
ACIP614B/ACIP615B	2
ACIP620A	2
ACIP620B	2
ACVG31	2B+2H-1000
ACVG33	2B+2H-1000
ACIP057	4
ACVL031	B-86
ACVL032	2B+4H-450
ACIP402	3
ACVL020	4
ACVL029	2
ACIP656	B+2H-150
ACFA120	2
ACFA121	1/5
ACMX309	1
ACMX861	1/5
ACMX208	2
ACVL409	1
ACVL415	1
ACIP658	1

PROFIELEN PROFILES PROFILE PROFILS

IP011		1		B
IP011		1		H
IP011		1		H
IP624		1		B-96
IP624		1		H-70.5
IP624		1		H-70.5
IP627		1		B-240
IP671		1		B-240
IP672		1		B-86
IP691		1		B-86
VR023A		1		B-86
IP656		1		B-77
IP656		1		H-61
IP656		1		H-61
VL640		2		B-240
VL640		2		H-292

GLASMATEN
DIMENSIONS DES VITRAGES
GLASSMASSE
GLASS SIZES

B - 254
H - 262

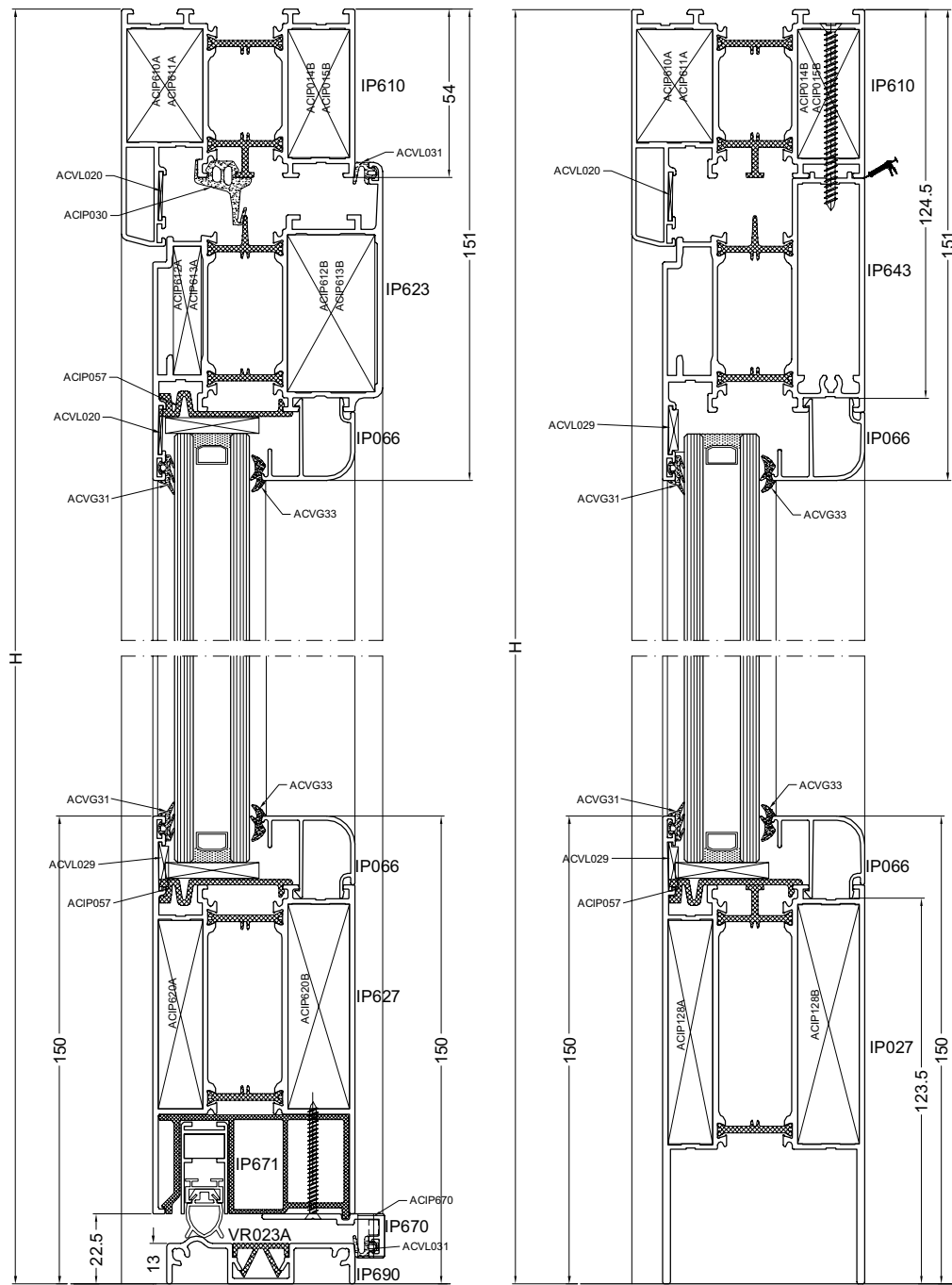


AUTOMATISCHE TOCHTAFSLUITER AUTOMATISCHE TURDICHTUNG	JOINT BAS DE PORTE AUTOMATIQUE SELF OPERATING THRESHOLD	
ACIP64*		1 L=B-121
OF OU ODER OR		
OPLOOPDICHTING AUF LAUFDICHTUNG	JOINT BAS DE PORTE THRESHOLD	
ACIP65*		1 L=B-121

ACIP646	Lmin=585mm	Lmax=710mm
ACIP647	Lmin=710mm	Lmax=835mm
ACIP648	Lmin=835mm	Lmax=960mm
ACIP649	Lmin=960mm	Lmax=1085mm
ACIP650	Lmin=585mm	Lmax=710mm
ACIP651	Lmin=710mm	Lmax=835mm
ACIP652	Lmin=835mm	Lmax=960mm
ACIP653	Lmin=960mm	Lmax=1085mm

ENKELE DEUR NAAR BINNENDRAAIEND
PORTE SIMPLE OUVRANT INTERIEUR
ANSCHLAGTURE NACH INNEN OFFNEND
INSIDE OPENING DOOR

ZAAGTABELLEN - TABLES DE SCIAGES - ZUSCHNITT-TABELLEN - SAWING TABLES



PROFIELN PROFILE PROFILE PROFILS

IP610	1		B
IP610	1		H
IP610	1		H
IP623	1		B1-65.5
IP623	1		H-71.5
IP627	1		B1-225.5
IP671	1		B1-225.5
IP670	1		B1-71.5
IP690	1		B1-75.5
VR023A	1		B1-75.5
IP031	1		H-54
IP643	1		B2-75.5
IP027	1		B2-75.5
IP066	4		H-248
IP066	2		B1-216.5
IP066	2		B2-66.5

TOEBEHOREN ACCESSOIRES
ZUBEHORTEILE ACCESSORIES

ACIP610A/611A	2
ACIP612A/613A	2
ACIP612B/613B	2
ACIP014B/ACIP015B	2
ACIP620A	2
ACIP620B	2
ACIP030	B1+2H-150
ACVG31	2B+4H-1700
ACVG33	2B+4H-1700
ACIP057	8
ACVL031	2B1+2H-250
ACMX102	2
ACVL020	4
ACVL029	8
ACFA120	2
ACFA121	1/5
ACMX309	1
ACMX862	1/5
ACMX208	2
ACMX01614	1
ACIP670	1
ACIP642	1
ACIP643	1

AUTOMATISCHE TOCHTAFSLUITER
AUTOMATISCHE TURDICHTUNG
ACIP64* 1 L=B1-116.5

JOINT BAS DE PORTE AUTOMATIQUE
SELF OPERATING THRESHOLD

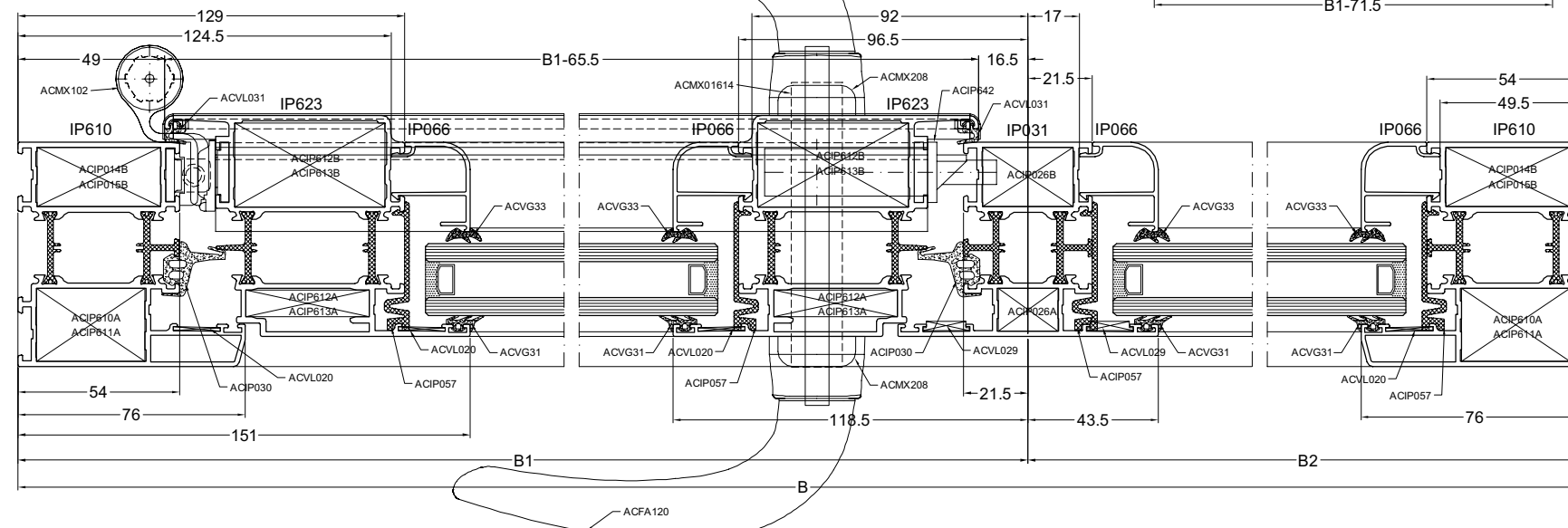
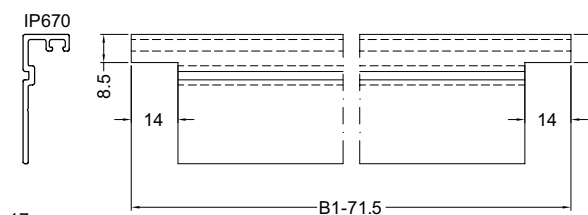
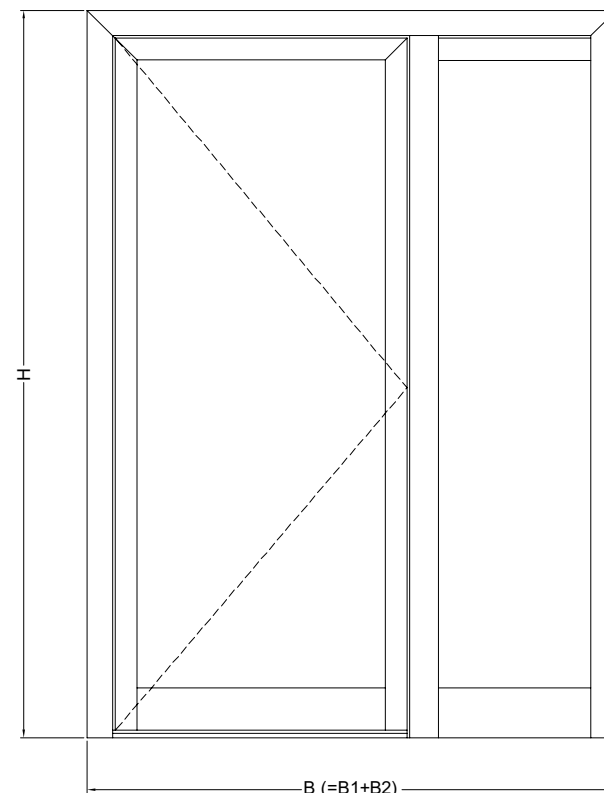
OF OU ODER OR

OPLOOPDICHTING
AUFLAUFDICHTUNG
ACIP65* 1 L=B1-116.5

JOINT BAS DE PORTE
THRESHOLD

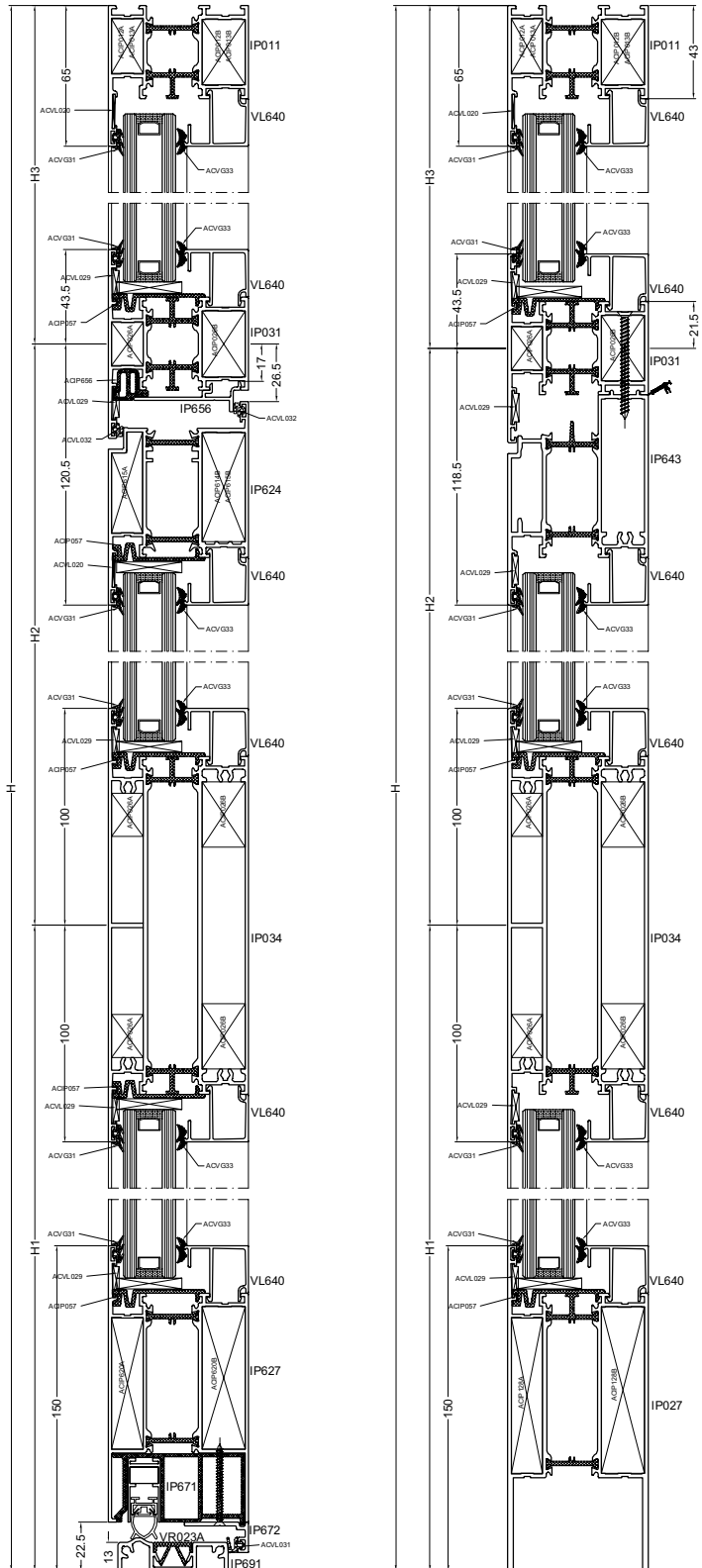
ACIP646	Lmin=585mm	Lmax=710mm
ACIP647	Lmin=710mm	Lmax=835mm
ACIP648	Lmin=835mm	Lmax=960mm
ACIP649	Lmin=960mm	Lmax=1085mm
ACIP650	Lmin=585mm	Lmax=710mm
ACIP651	Lmin=710mm	Lmax=835mm
ACIP652	Lmin=835mm	Lmax=960mm
ACIP653	Lmin=960mm	Lmax=1085mm

GLASMATEN DIMENSIONS DES VITRAGES GLASSMASSE GLASS SIZES	B1 - 239.5 H - 271 B2-89.5 H - 271
---	---



ENKELE DEUR NAAR BINNENDRAAIEND
PORTE SIMPLE OUVRANT INTERIEUR
ANSCHLAGTURE NACH INNEN OFFNEND
INSIDE OPENING DOOR

ZAAGTABELLEN - TABLES DE SCIAGES - ZUSCHNITT-TABELLEN - SAWING TABLES



PROFIELN PROFILS PROFILE PROFILS

IP011	1		B
IP011	1		H
IP011	1		H
IP624	1		B2-53
IP624	1		H1+H2-49
IP624	1		H1+H2-49
IP627	1		B2-197
IP671	1		B2-197
IP672	1		B2-43
IP691	1		B2-43
VRO23A	1		B2-43
IP031	1		B1-64.5
IP031	1		B2-43
IP031	1		B3-64.5
IP643	2		H3-64.5
IP643	1		B1-64.5
IP643	1		B3-64.5
IP027	1		B1-64.5
IP027	1		B3-64.5
IP034	1		B1-64.5
IP034	1		B2-197
IP034	1		B3-64.5
IP036	2		H-43
IP656	1		B2-34
IP656	1		H1+H2-39.5
IP656	1		H1+H2-39.5
VL640	6		B1-64.5
VL640	6		B3-64.5
VL640	6		B2-197
VL640	4		B2-193
VL640	6		H1-250
VL640	6		H3-108.5
VL640	6		H2-218.5
VL640	4		H2-220.5

TOEBEHOREN ACCESSOIRES
ZUBEHÖRTEILE ACCESSORIES

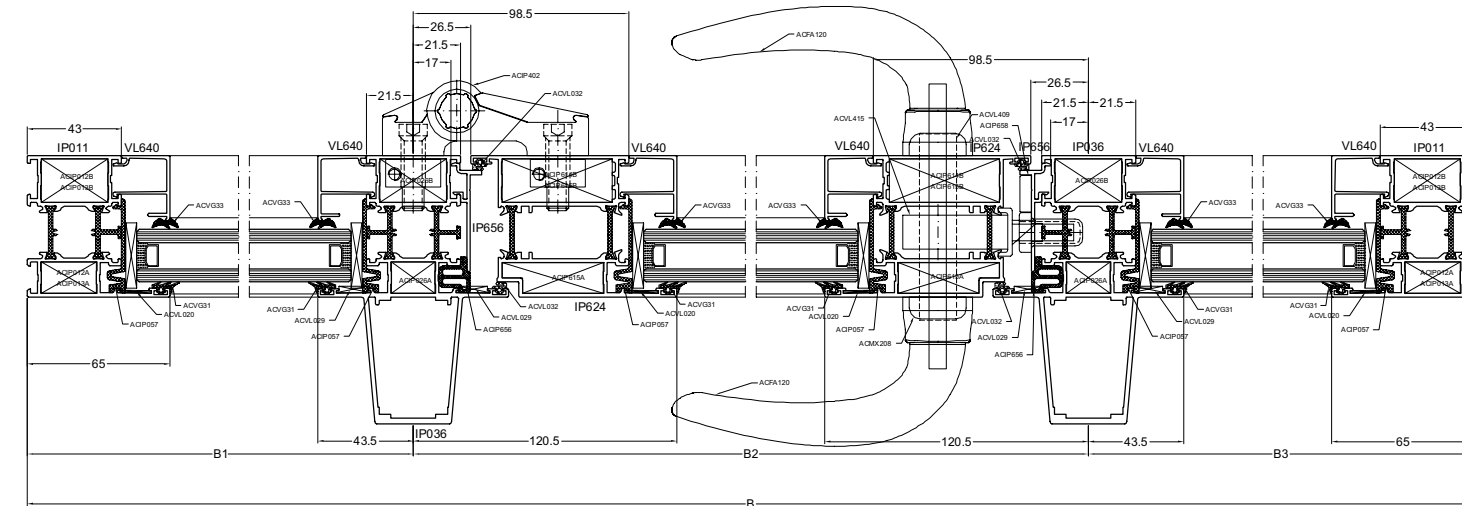
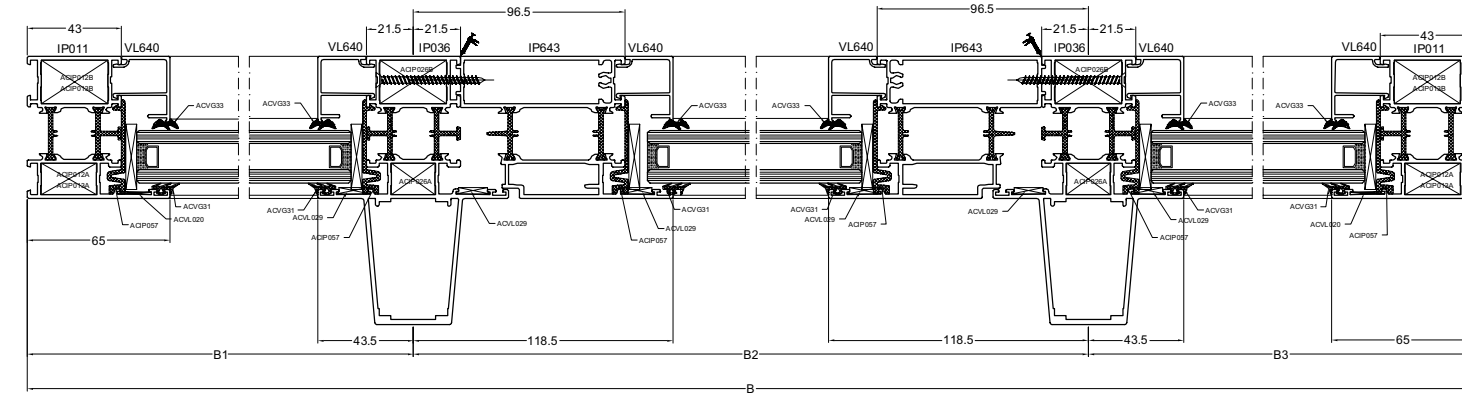
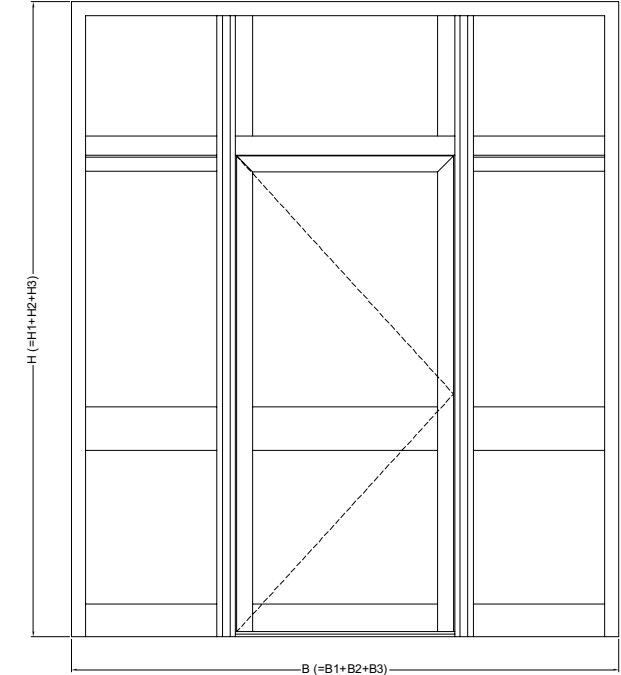
ACIP012A/013A	2
ACIP012B/013B	2
ACIP615A	2
ACIP614B/ACIP615B	2
ACIP026A	20
ACIP026B	20
ACIP128A	4
ACIP128B	4
ACIP620A	2
ACIP620B	2
ACV031	6B+6H-5100
ACV033	6B+6H-5100
ACIP057	36
ACVLO31	B2-50
ACVLO32	2B2+4(H1+H2)-250
ACIP402	3
ACVLO20	4
ACVLO29	38
ACIP656	B2+2(H1+H2)-100
ACFA120	2
ACFA121	1/5
ACMX309	1
ACMX861	1/5
ACMX208	2
ACVL409	1
ACVL415	1
ACIP658	1

AUTOMATISCHE TOCHTAFSLUTER
AUTOMATISCHE TURDICHTUNG
ACIP64* 1 L=B2-78

OF OU ODER OR
OPLOOPDICHTING
AUFLAUFDICHTUNG
ACIP65* 1 L=B2-78

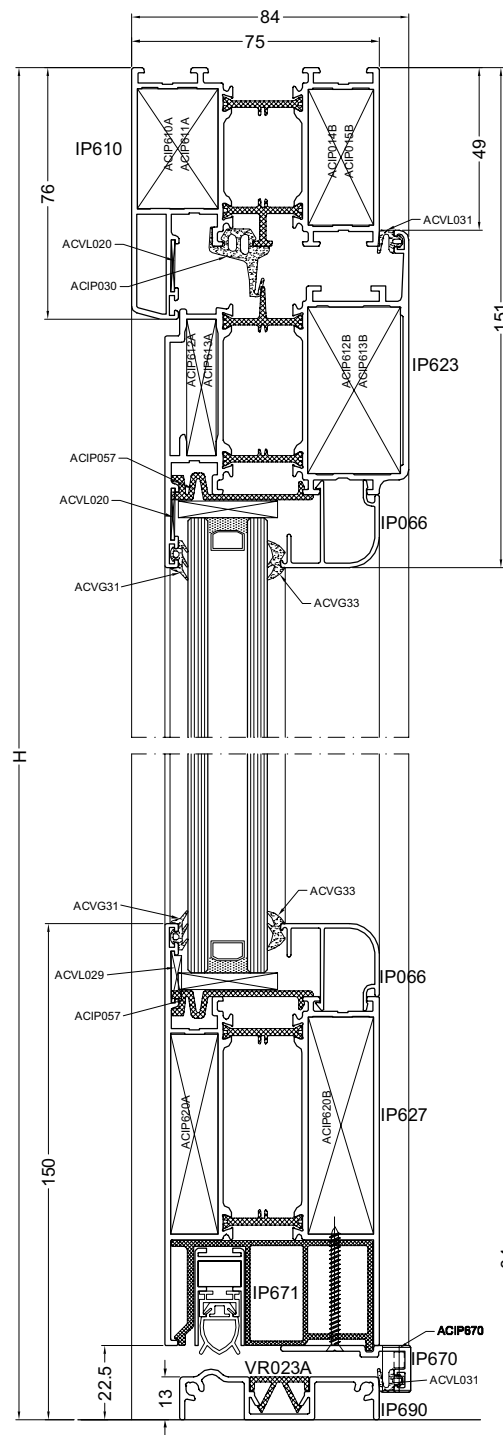
ACIP646	Lmin=585mm	Lmax=710mm
ACIP647	Lmin=710mm	Lmax=835mm
ACIP648	Lmin=835mm	Lmax=960mm
ACIP649	Lmin=960mm	Lmax=1085mm
ACIP650	Lmin=585mm	Lmax=710mm
ACIP651	Lmin=710mm	Lmax=835mm
ACIP652	Lmin=835mm	Lmax=960mm
ACIP653	Lmin=960mm	Lmax=1085mm

GLASMATEN DIMENSIONS DES VITRAGES GLASSMASSE GLASS SIZES	B1 - 78.5 H3 - 78.5	B2 - 211 H3 - 78.5	B3 - 78.5 H3 - 78.5
	B1 - 78.5 H2 - 190.5	B2 - 211 H2 - 190.5	B3 - 78.5 H2 - 190.5
	B1 - 78.5 H1 - 220	B2 - 211 H1 - 220	B3 - 78.5 H1 - 220

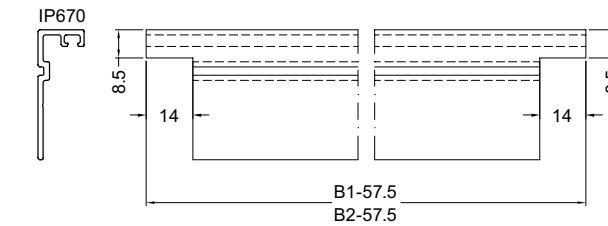


DUBBELE OPDEK DEUR NAAR BINNENDRAAIEND
 DOUBLE PORTE A FRAPPE OUVRANT INTERIEUR
 DOPPELT ANSCHLAG TUR NACH INNEN OFFNEND
 INSIDE OPENING DOUBLE TOUCH DOOR

ZAAGTABELLEN - TABLES DE SCIAGES - ZUSCHNITT-TABELLEN - SAWING TABLES



GLASMATEN	B1 - 225.5
DIMENSIONS DES VITRAGES	H - 271
GLASSMASSE	B2 - 225.5
GLASS SIZES	H - 271

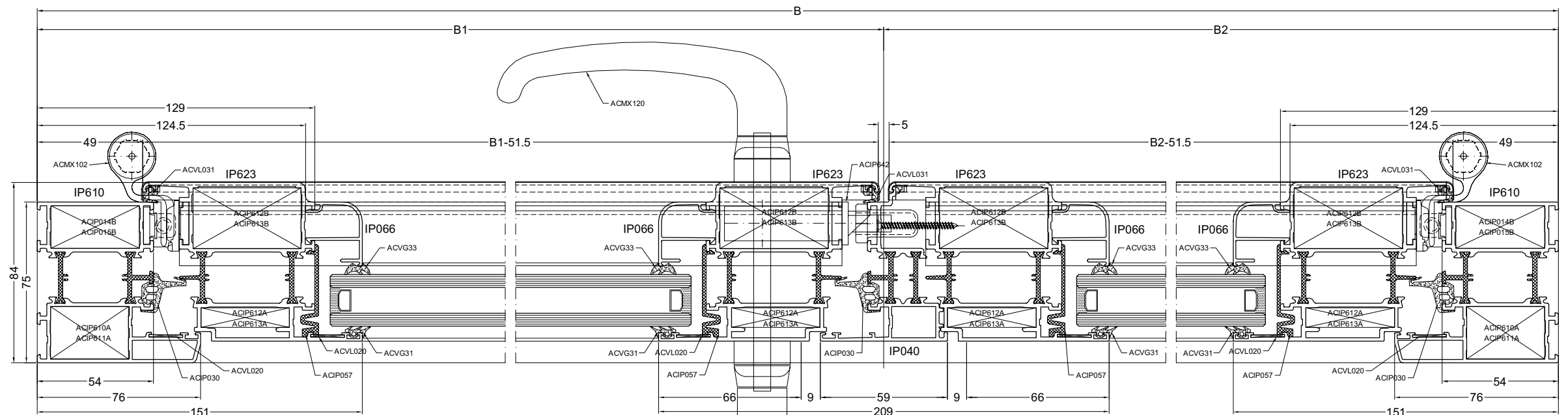
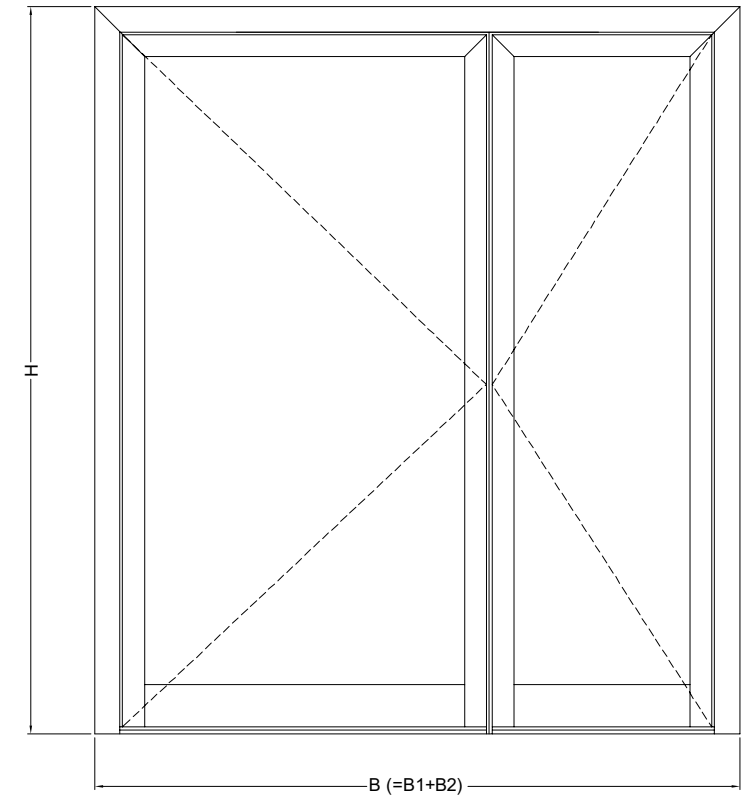


PROFIELN PROFILE PROFILE PROFILS

IP610	1		B
IP610	1		H
IP610	1		H
IP623	1		B1-51.5
IP623	1		B2-51.5
IP623	2		H-71.5
IP623	2		H-71.5
IP040	1		H-107.5
IP627	1		B1-211.5
IP627	1		B2-211.5
IP671	1		B1-211.5
IP671	1		B2-211.5
IP670	1		B1-57.5
IP670	1		B2-57.5
IP690	1		B-108
VR023A	1		B-108
IP066	4		H-248
IP066	2		B1-202.5
IP066	2		B2-202.5

TOEBEHOREN ACCESSOIRES
 ZUBEHORTEILE ACCESSORIES

ACIP610A/611A	2
ACIP612A/613A	4
ACIP612B/613B	4
ACIP014B/ACIP015B	2
ACIP620A	4
ACIP620B	4
ACIP030	B+3H-150
ACVG31	4B+4H-1700
ACVG3*	4B+4H-1700
ACIP057	8
ACVL031	2B+3H-250
ACMX102	4 (6)
ACVL020	6
ACMX120	2
ACMX208	2
ACMX209	1
ACMX01614	1
ACIP670	2
ACIP642	1
ACIP643	1
ACVL432	2
ACVL434	1
ACIP427	1



PANEELDEUR
PORTE PANNEAU
PANALE TUR
PANELDOOR

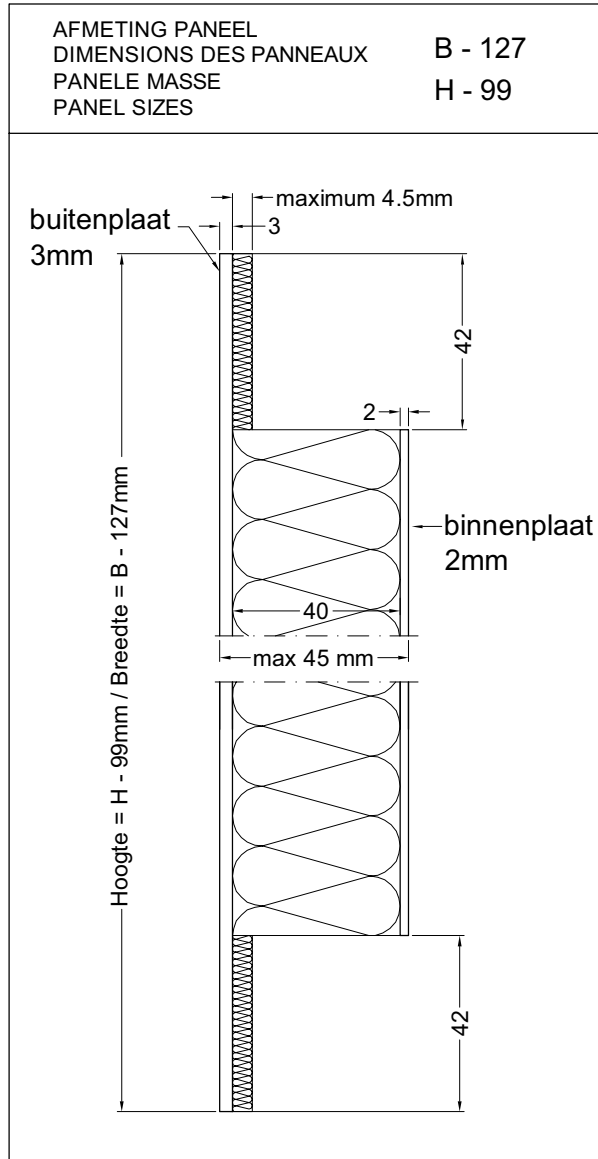
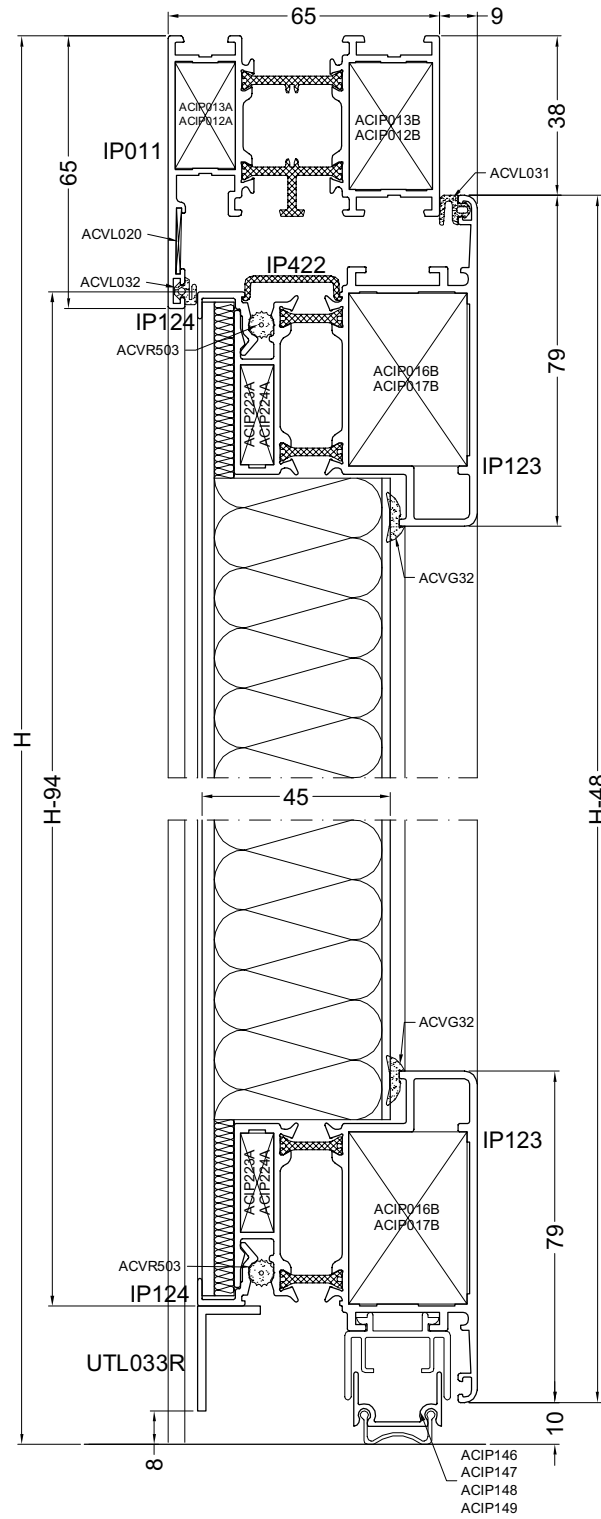
ZAAGTABELLEN - TABLES DE SCIAGES - ZUSCHNITT-TABELLEN - SAWING TABLES

PROFIELN PROFILS PROFILE PROFILS

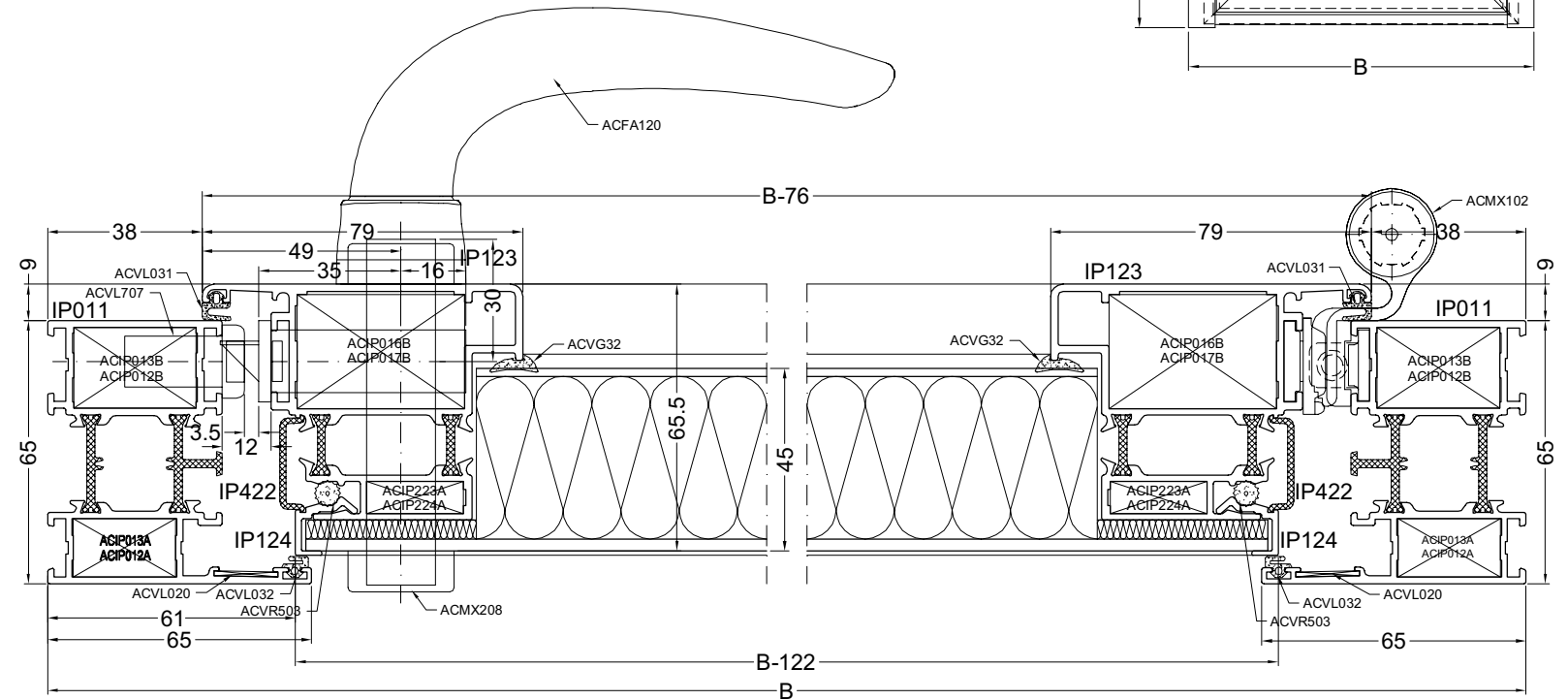
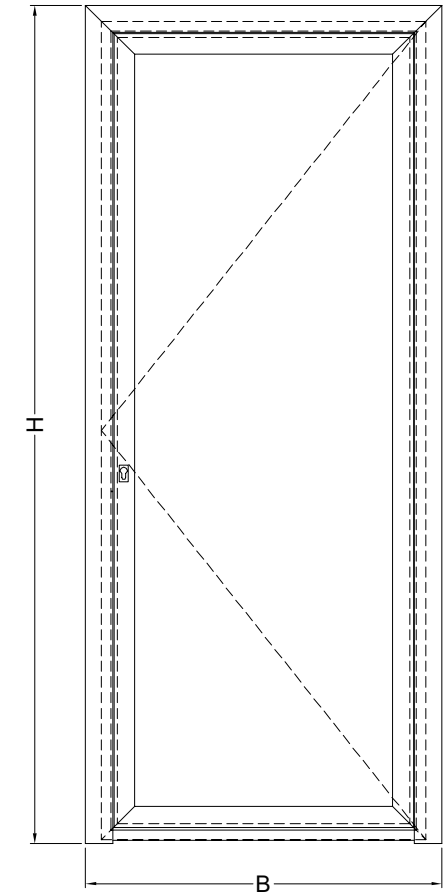
IP011		1		H
IP011		1		H
IP011		1		B
IP123		2		B - 76
IP123		2		H - 48
IP124		2		B - 122
IP124		2		H - 94
IP422		1		B - 114
IP422		2		H - 96
UTL033R		1		B - 130

TOEBEHOREN ACCESSOIRES
ZUBEHÖRTEILE ACCESSORIES

ACIP012A/013A	2
ACIP012B/013B	2
ACIP223A/224A	4
ACIP016B/017B	4
ACVL020	2
ACVL707	1
ACMX102	2/3
ACFA120	1
ACMX861	1/5
ACMX109	1
ACMX208	2
ACMX01613	1
ACVL031	B + 2H - 150
ACVL032	B + 2H - 200
ACVG32	2B + 2H - 800
ACVR503	2B + 2H - 400
ACIP146/147/148/149	B - 110

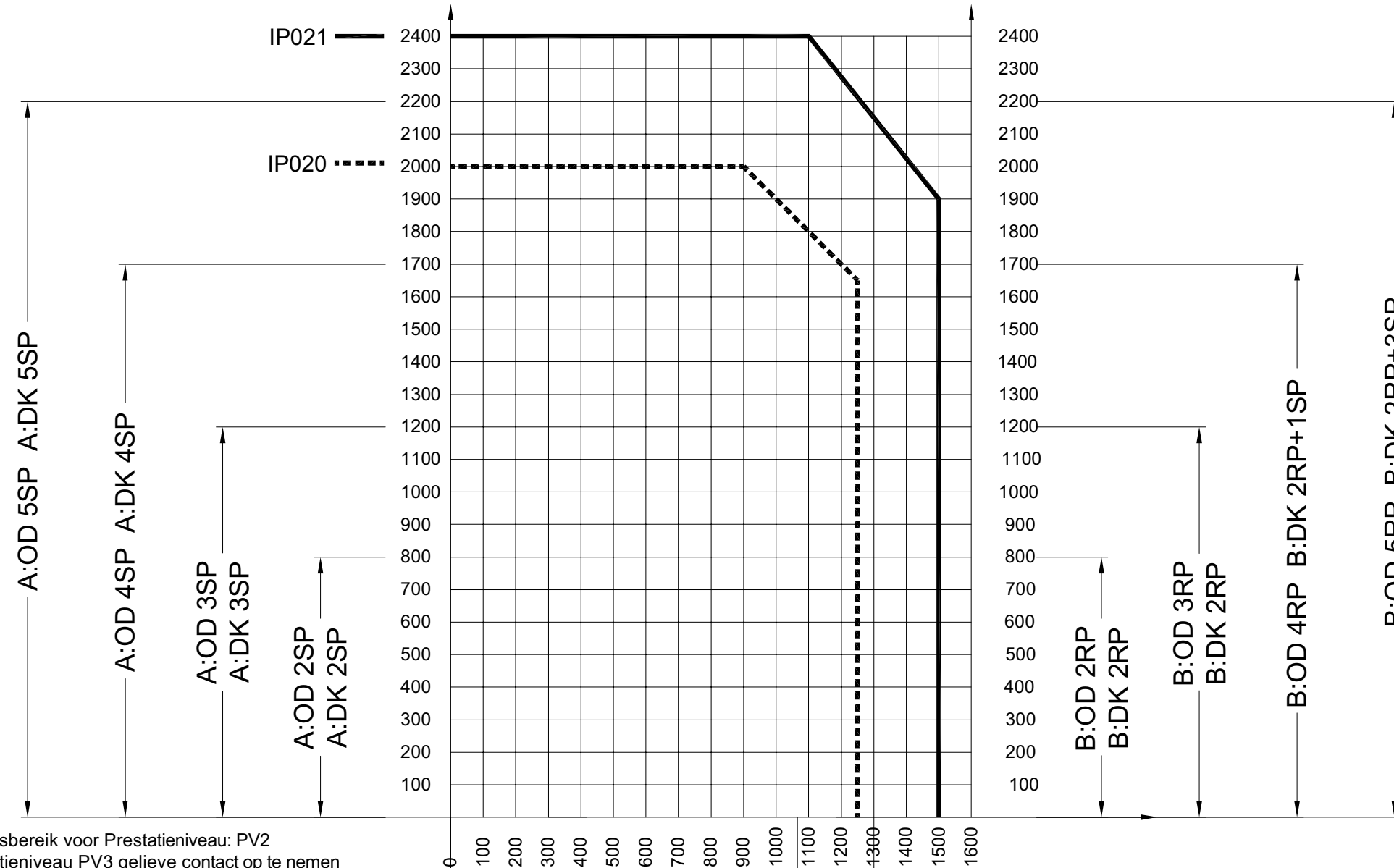


ACIP146/147/148/149	1	L=B-110
ACIP146	Lmin=560mm	Lmax=710mm
ACIP147	Lmin=685mm	Lmax=835mm
ACIP148	Lmin=810mm	Lmax=960mm
ACIP149	Lmin=935mm	Lmax=1085mm



-TOEPASSINGSBEREIK DRAAIKIP RAAM - KIPDRAAI RAAM
-PORTEE D'UTILISATION CHASSIS OSCILLO-BATTANT/MANOEUVRE LOGIQUE
-ANWENDUNGSBEREICH DREH-KIPFENSTER/KIPDREH FENSTER
-APPLICATION LIMIT TILT AND TURN WINDOW / TILT BEFORE TURN WINDOW

WERKTEKENINGEN - DESSINS DE CONSTRUCTION - KONSTRUKTIONZEICHNUNGEN - CONSTRUCTION DRAWINGS



Toepassingsbereik voor Prestatieniveau: PV2
Voor prestatieniveau PV3 gelieve contact op te nemen
Max. vleugelgewicht: 90 kg

Portée d'utilisation pour niveau de performance: PV2
Pour PV3 veuillez nous contacter
Poids max. de l'ouvrant: 90 kg

Anwendungsbereich für das Niveau der Leistung: PV2
Für PV3 Bitte kontaktieren Sie Uns
Max. Gewicht der Flügel: 90 kg

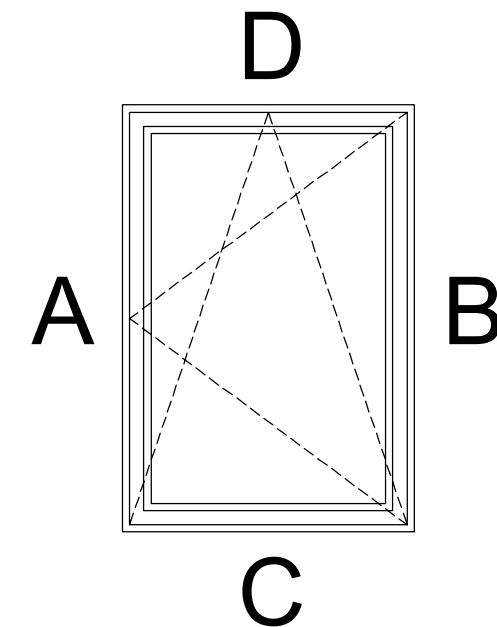
Application limit for performance level: PV2
For PV3 please contact us
Max. weight for opening part: 90 kg

C&D zonder SP
C&D sans SP
C&D ohne SP
C&D without SP

C&D met 1 SP
C&D avec 1 SP
C&D mit 1 SP
C&D with 1 SP

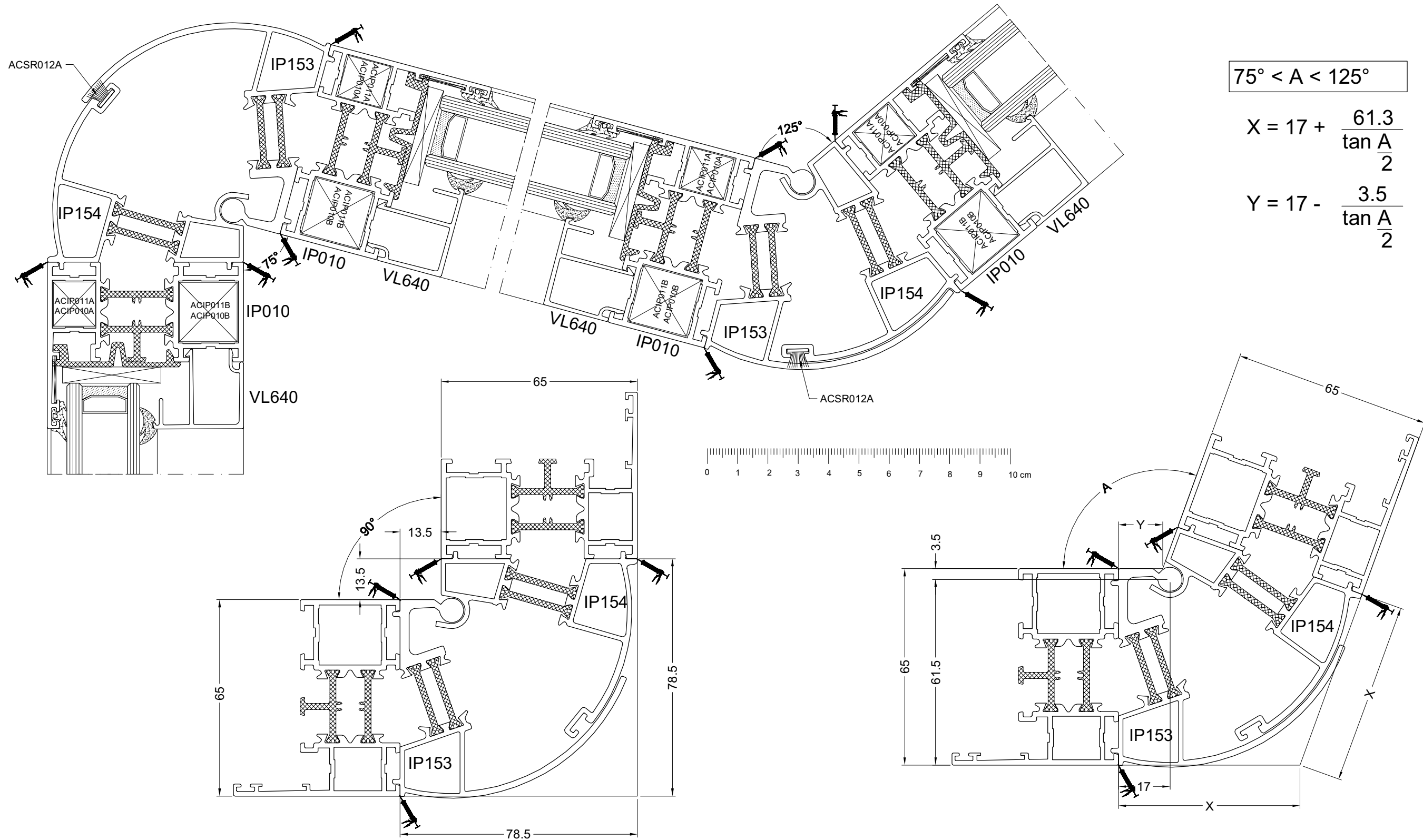
A,B,C,D: vleugelprofiel - profil de vantail - flügelprofil - sash profile
OD: opendraaiend raam - fenêtre ouvrante - drehflügel - casement window
DK: draai-kip venster - fenêtre oscillo-battante - drehkip fenster - turn and tilt window
SP: sluitpunt - point de fermeture - schlusspunkt - lock point
RP: rotatiepunt - point de rotation - rotation punkt - rotation point

Hang- en sluitwerk
Quincaillerie
Beschlage
Hardware



VARIABLE HOEKPROFIEL 75° TOT 125°
POTEAU D'ANGLE VARIABLE 75° A 125°
ECKPROFIL VARIABLE 75° A 125°
CORNER PROFILES BETWEEN 75° AND 125°

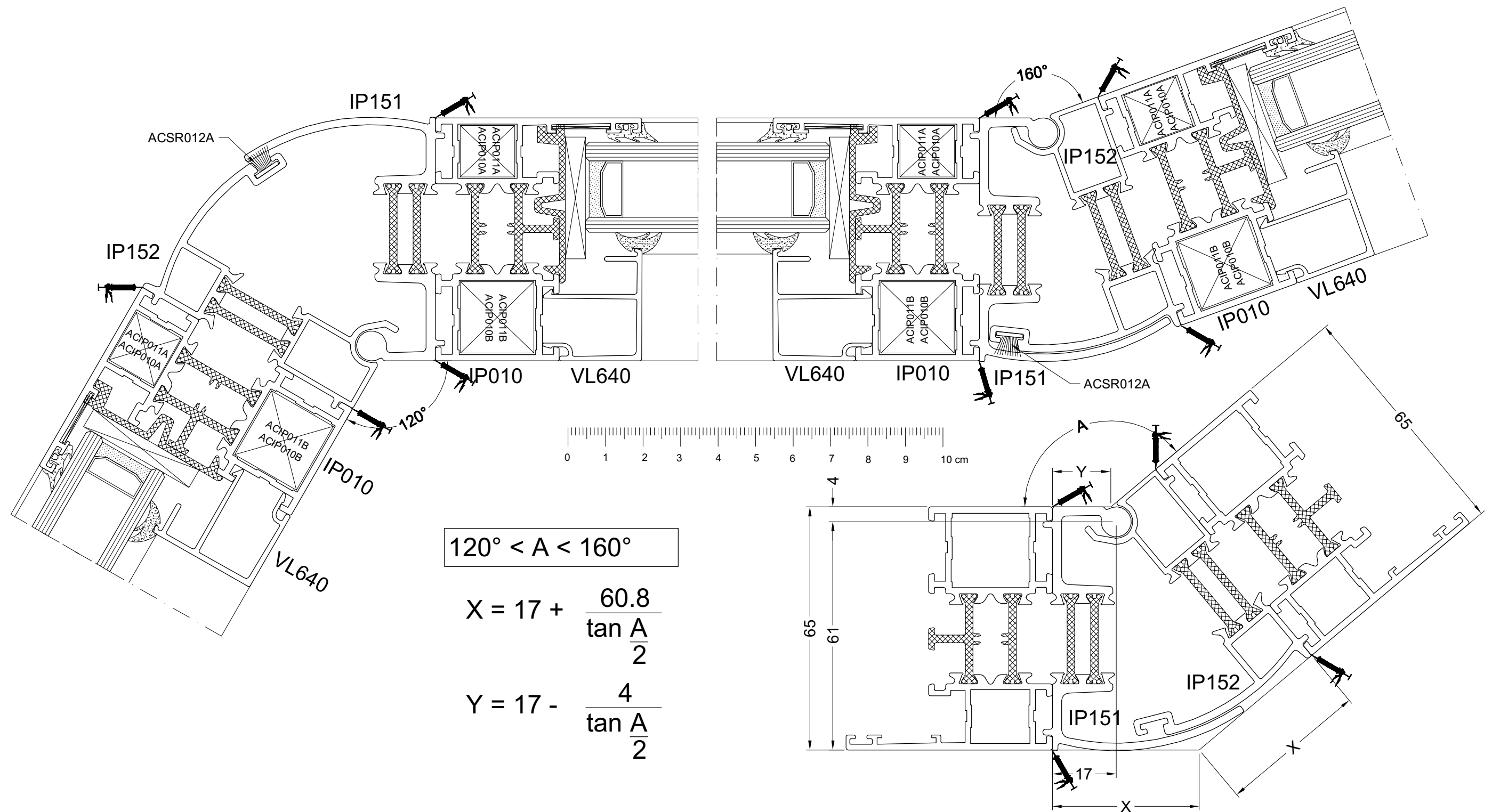
WERKTEKENINGEN - DESSINS DE CONSTRUCTION - KONSTRUKTIONZEICHNUNGEN - CONSTRUCTION DRAWINGS

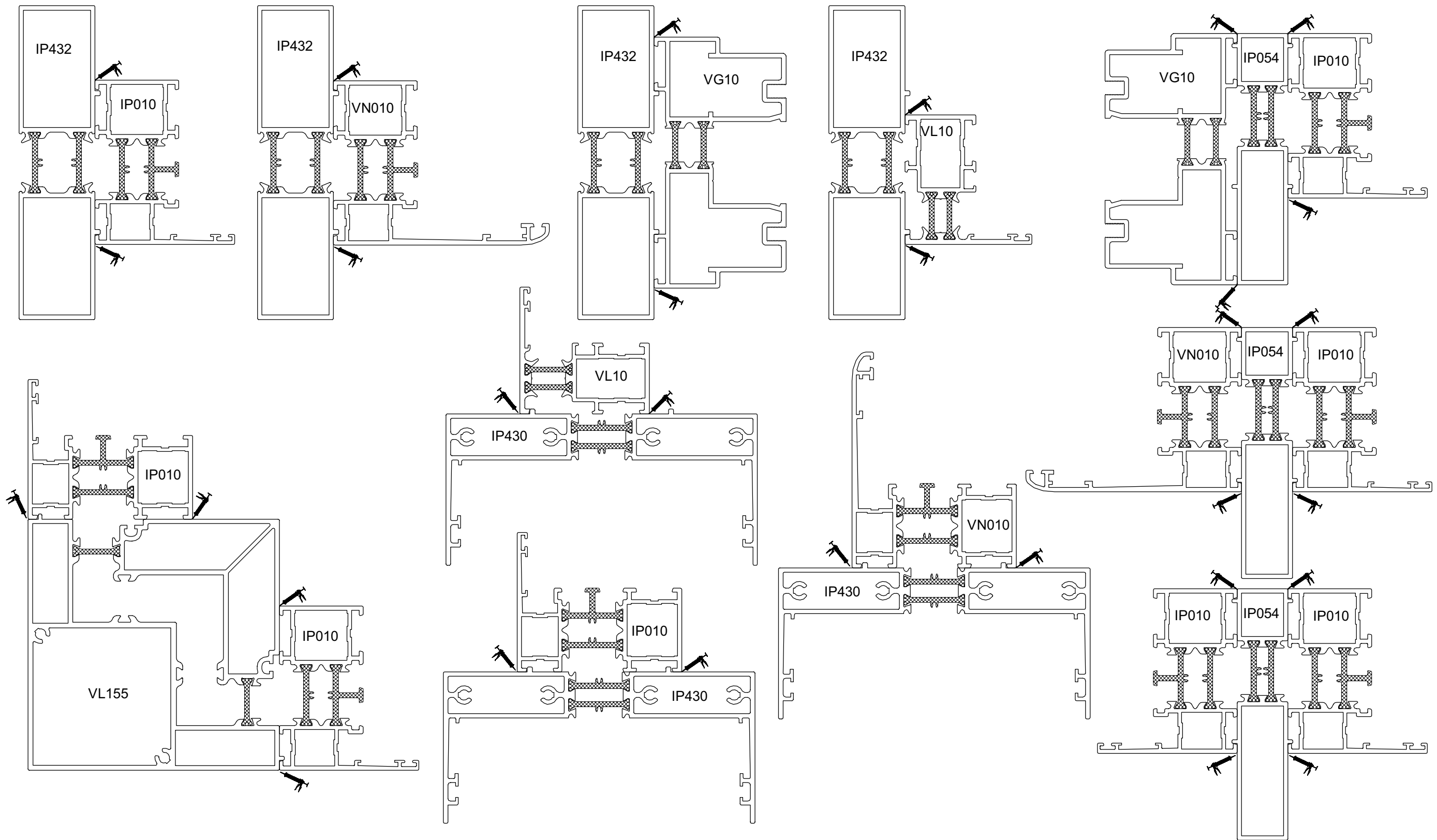


hoek1

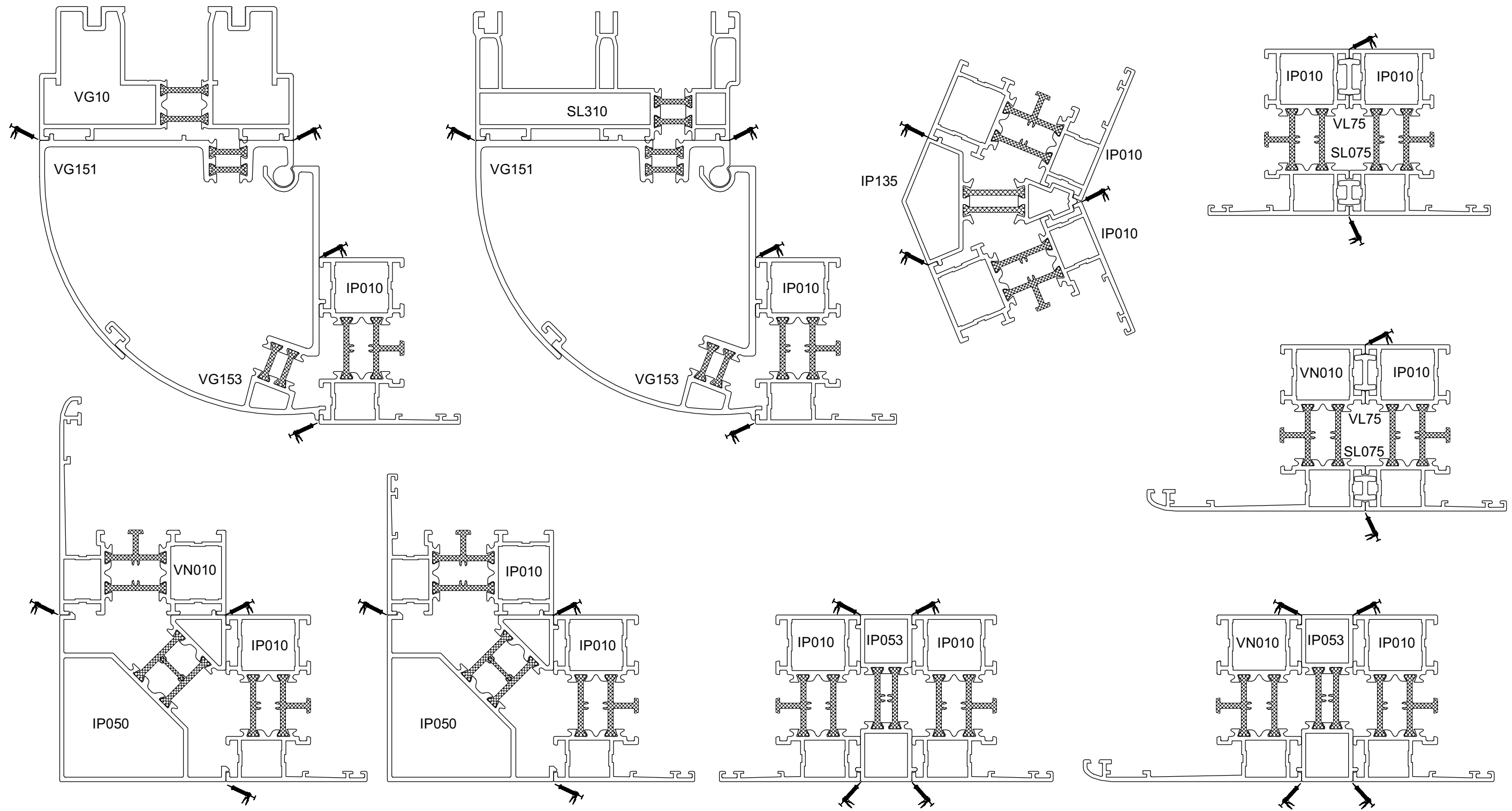
VARIABLE HOEKPROFIEL 120° TOT 160°
POTEAU D'ANGLE VARIABLE 120° A 160°
ECKPROFIL VARIABLE 120° A 160°
CORNER PROFILES BETWEEN 120° AND 160°

WERKTEKENINGEN - DESSINS DE CONSTRUCTION - KONSTRUKTIONZEICHNUNGEN - CONSTRUCTION DRAWINGS





koppel1

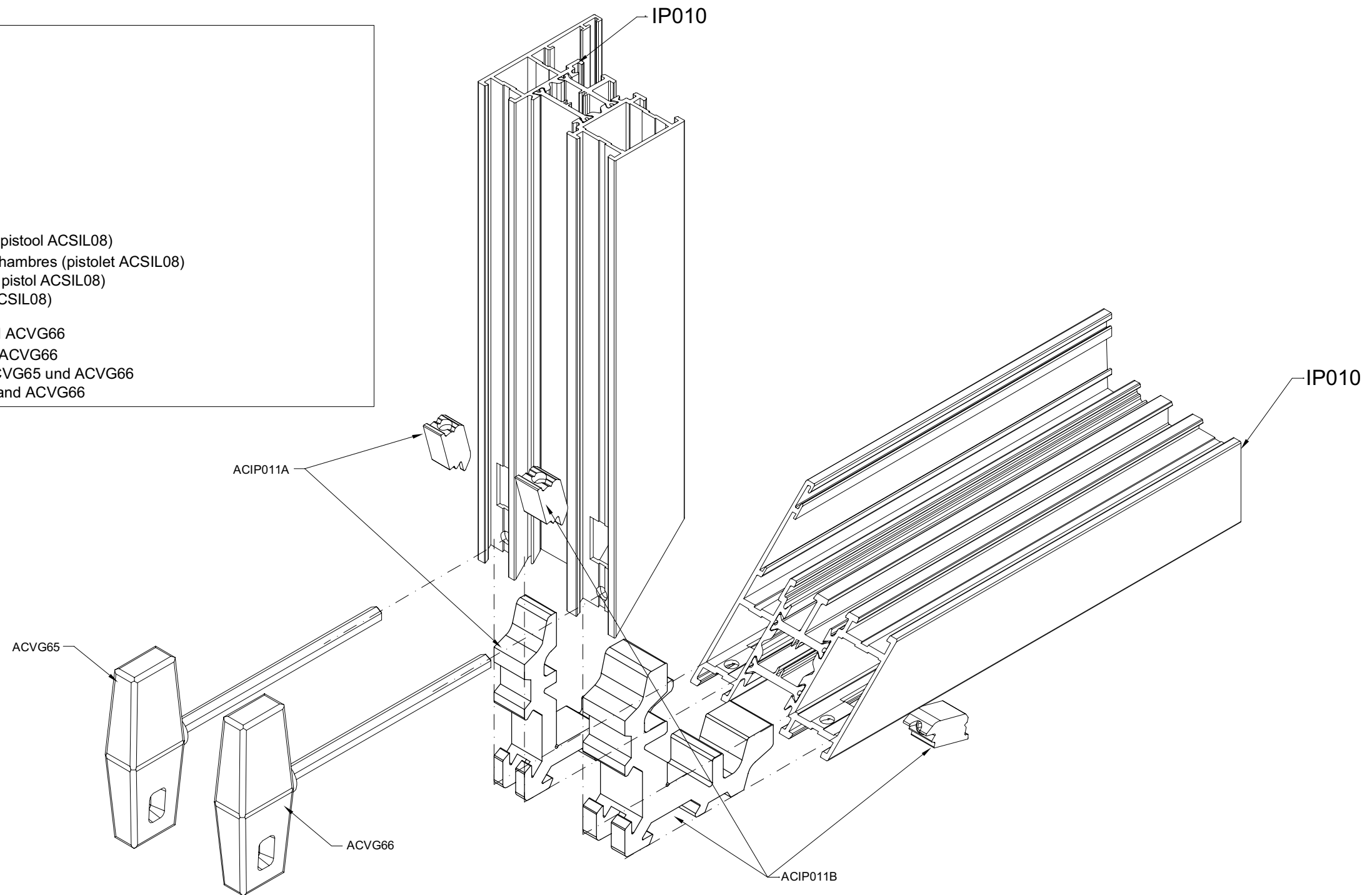


koppel2

MONTAGE SCHROEFHOEK VOOR IP010
MONTAGE CLAME A VISSER POUR IP010
AUFSTELLEN ECK-"SCHRAUBBAR" FÜR IP010
ASSEMBLY SCREWING CORNER FOR IP010

WERKTEKENINGEN - DESSINS DE CONSTRUCTION - KONSTRUKTIONZEICHNUNGEN - CONSTRUCTION DRAWINGS

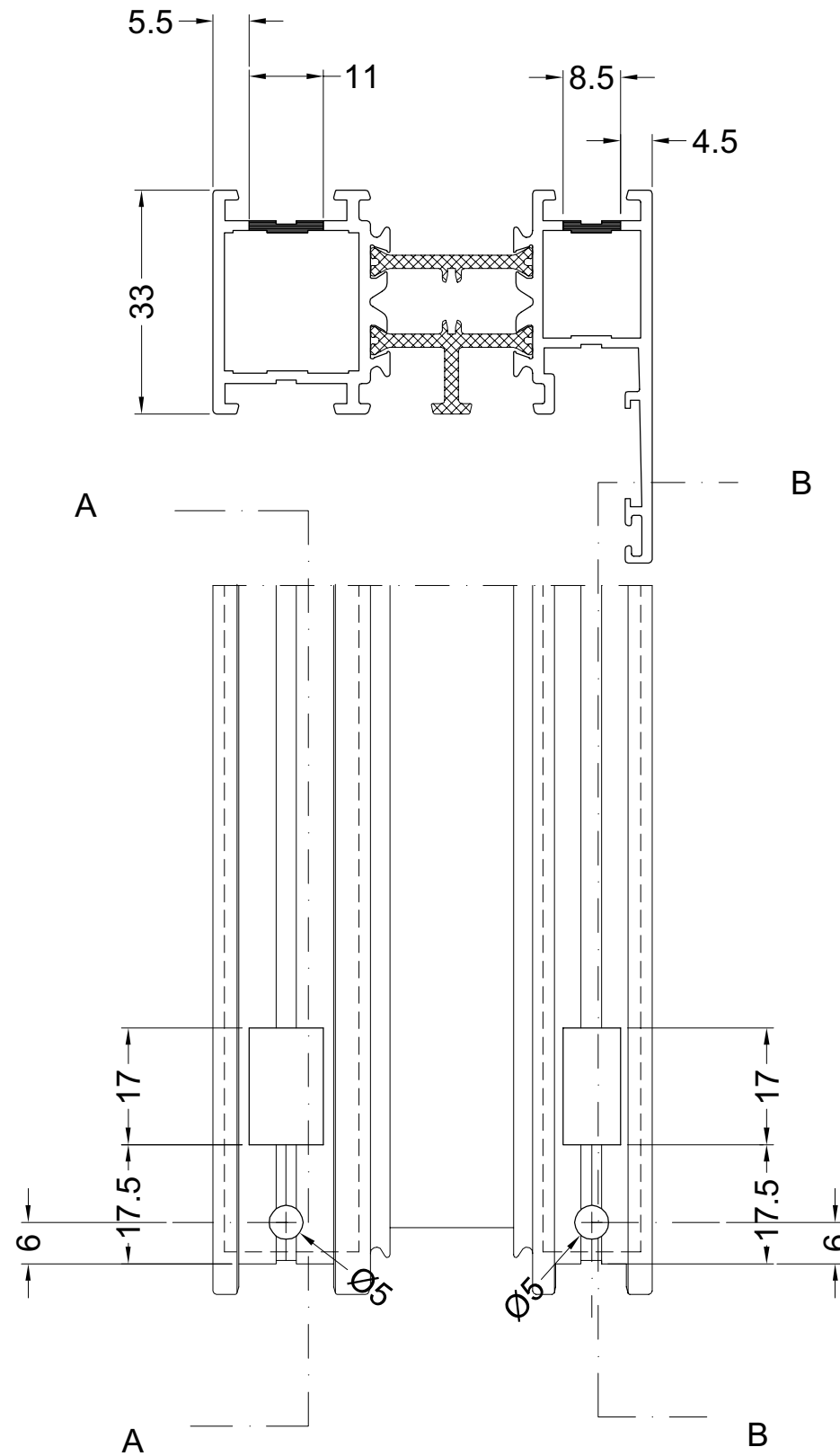
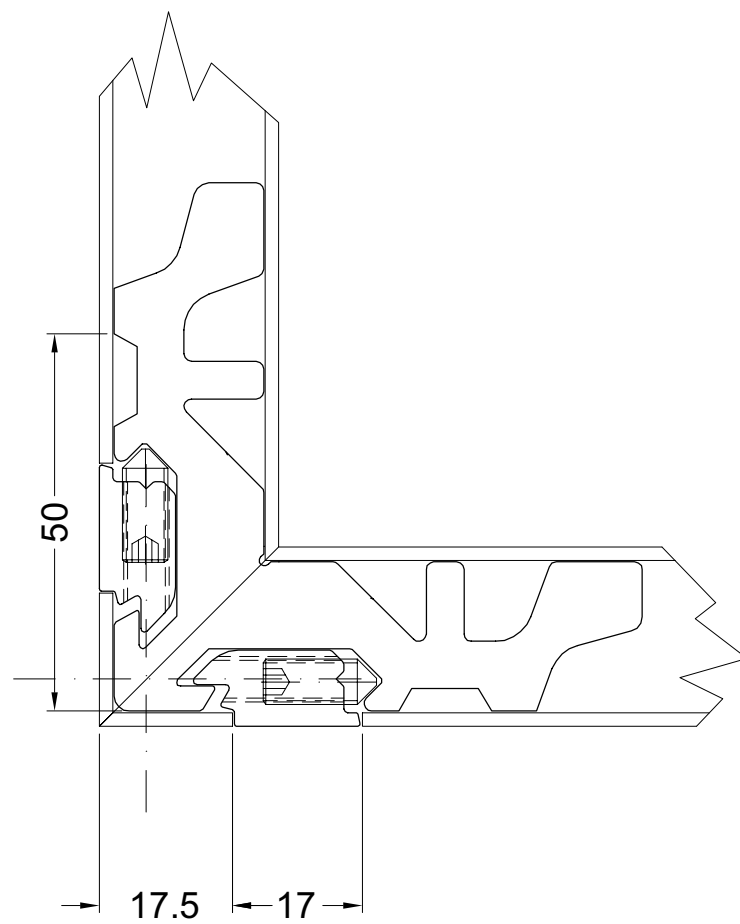
1. Ontvetten van zaagsnede
Degraisser les coupes
Entfetten der Sageschnitt
Degrease saw cut
2. Afkitten met ACSIL04
Colmater avec ACSIL04
Abdichten mit ACSIL04
Seal with ACSIL04
3. Lijmen in profiel met ACSIL013 (met pistool ACSIL08)
Colle ACSIL013 a mettre dans les chambres (pistolet ACSIL08)
ACSIL013 klebstoff im profil (kleber pistol ACSIL08)
ACSIL013 to glue in profile (pistol ACSIL08)
4. Blokjes vastdraaien met ACVG65 EN ACVG66
Serrer les clames avec ACVG65 et ACVG66
Festsetzen der Eckverbinder mit ACVG65 und ACVG66
Fixe the cleat corner with ACVG65 and ACVG66



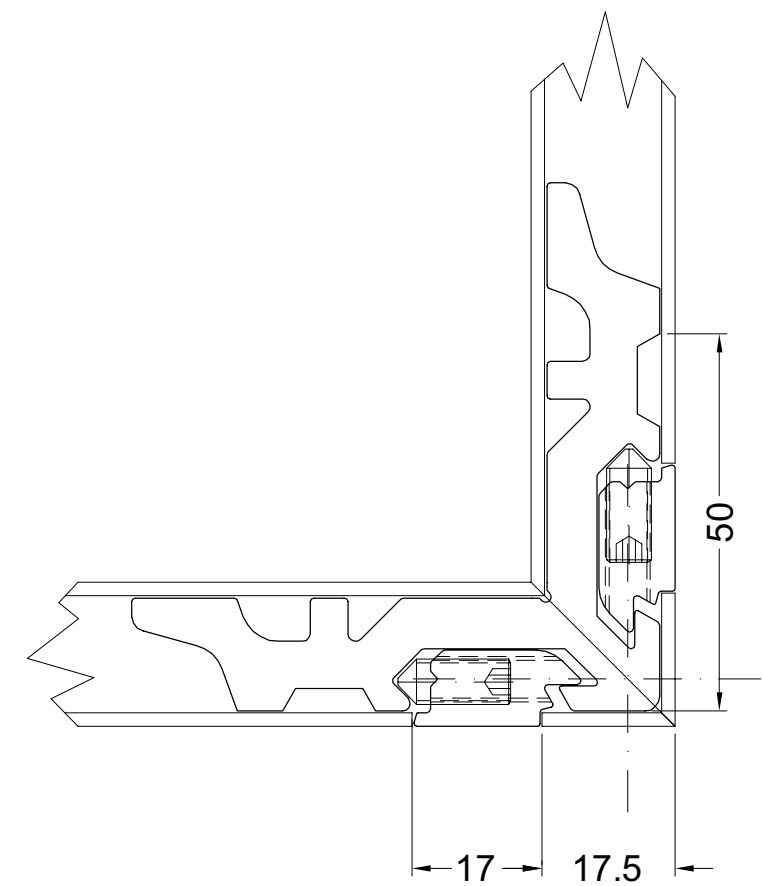
MONTAGE SCHROEFHOEK VOOR IP010
MONTAGE CLAME A VISSER POUR IP010
AUFSTELLEN ECK-"SCHRAUBBAR" FÜR IP010
ASSEMBLY SCREWING CORNER FOR IP010

WERKTEKENINGEN - DESSINS DE CONSTRUCTION - KONSTRUKTIONZEICHNUNGEN - CONSTRUCTION DRAWINGS

COUPE A-A



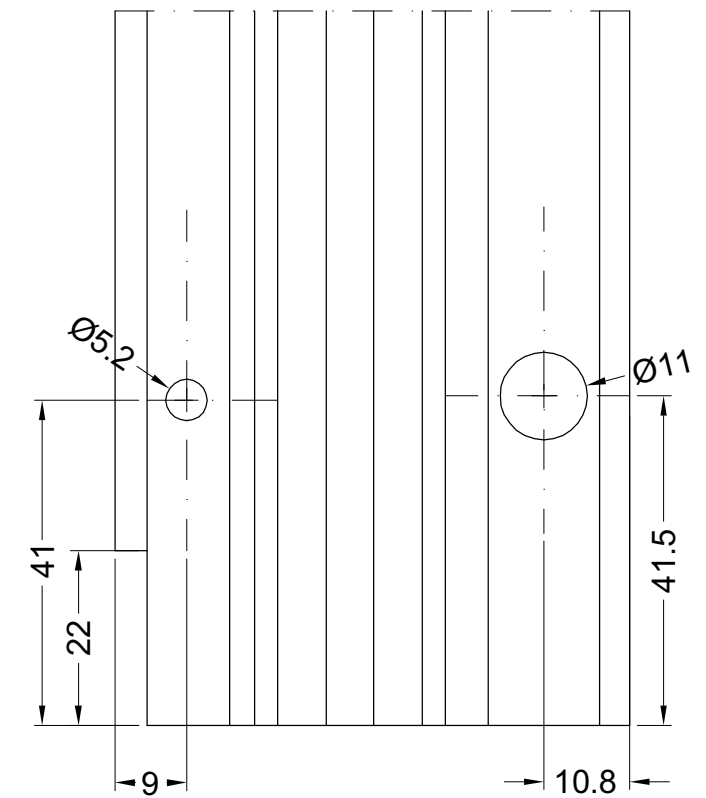
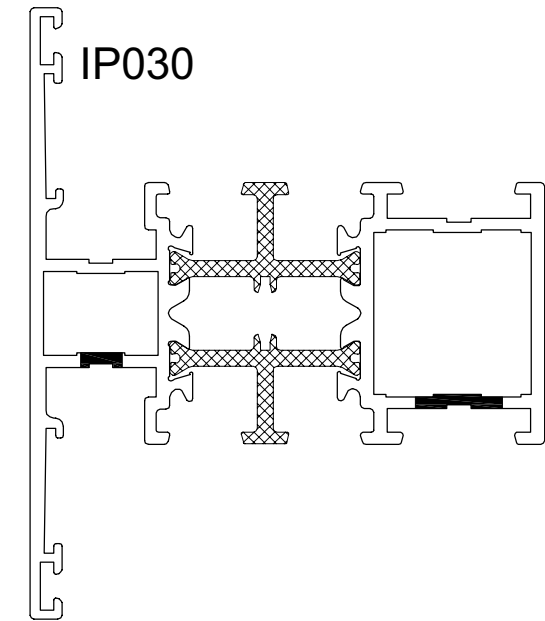
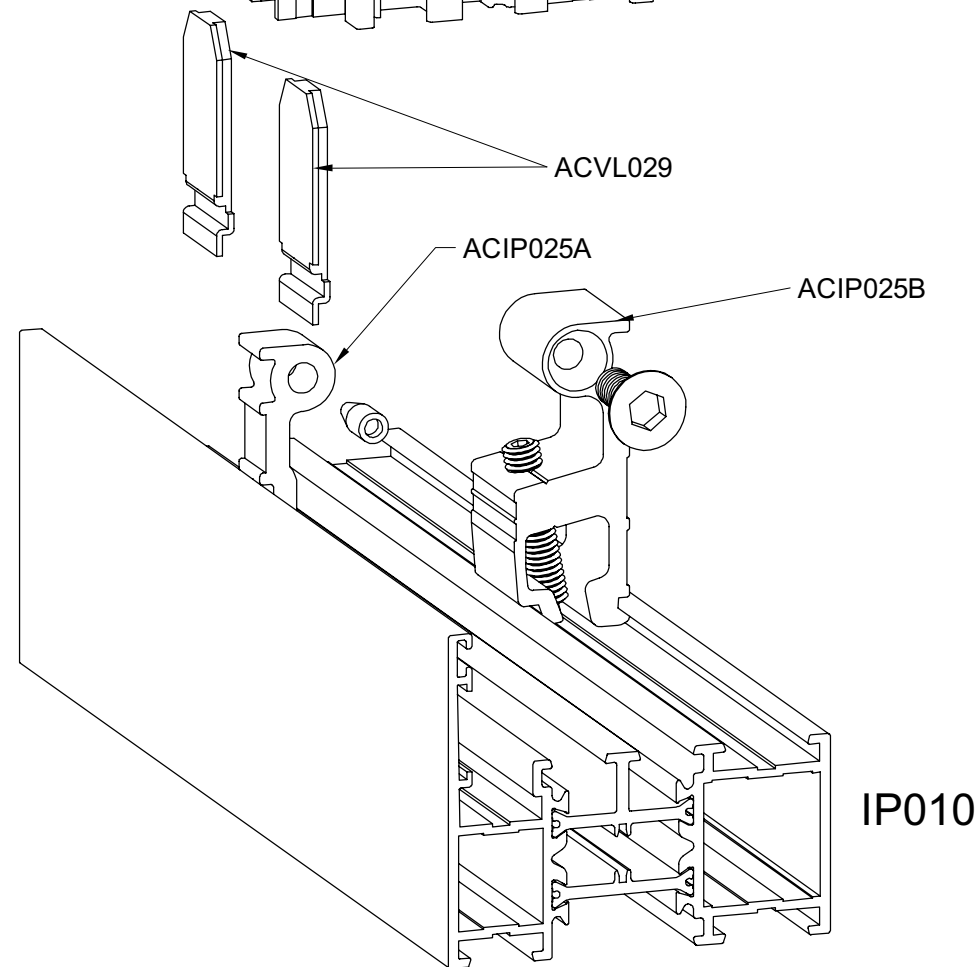
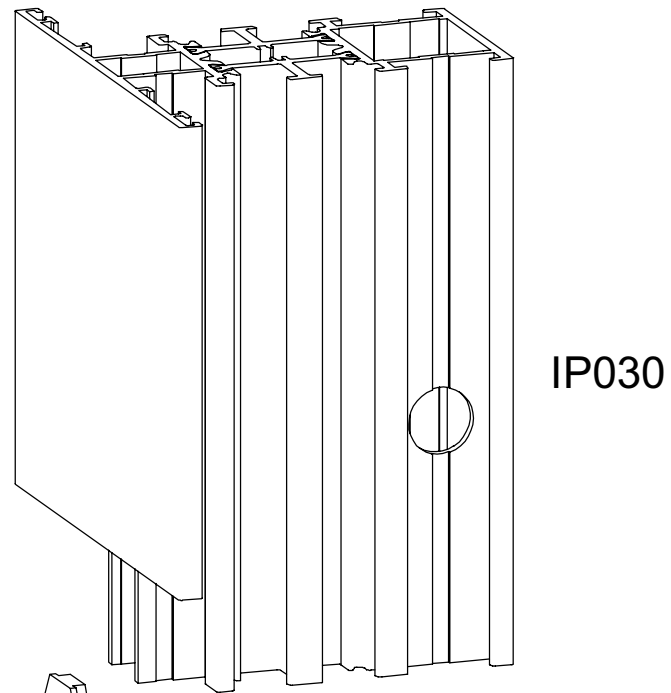
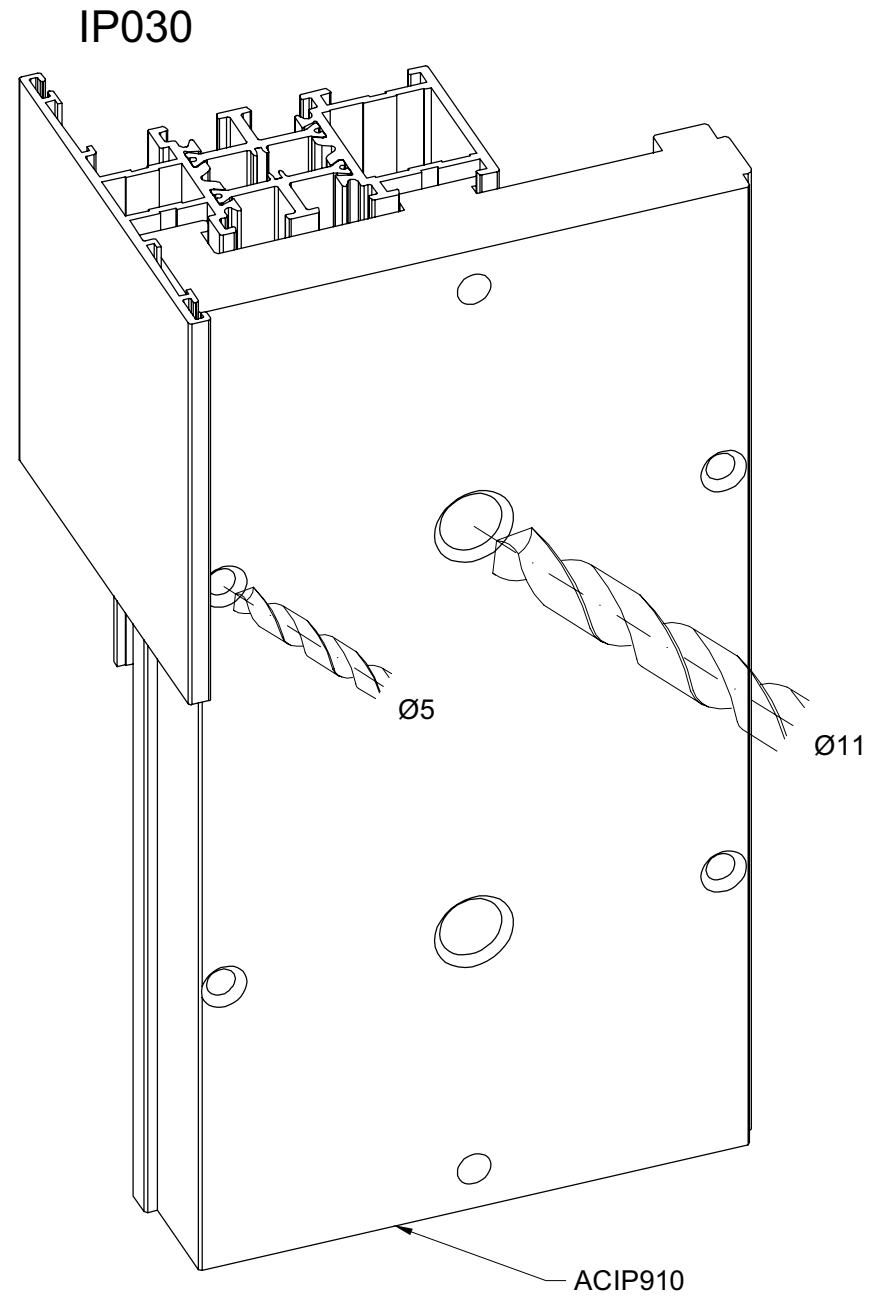
COUPE B-B



IPD09

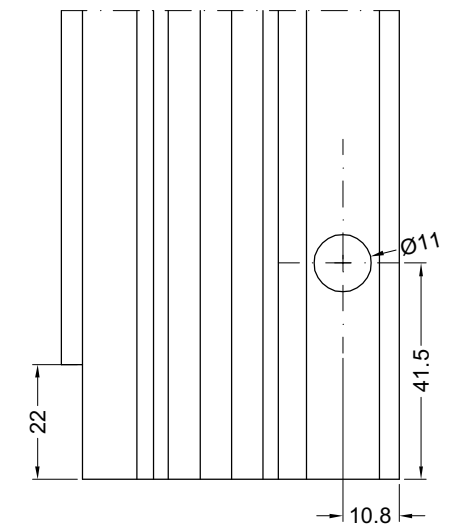
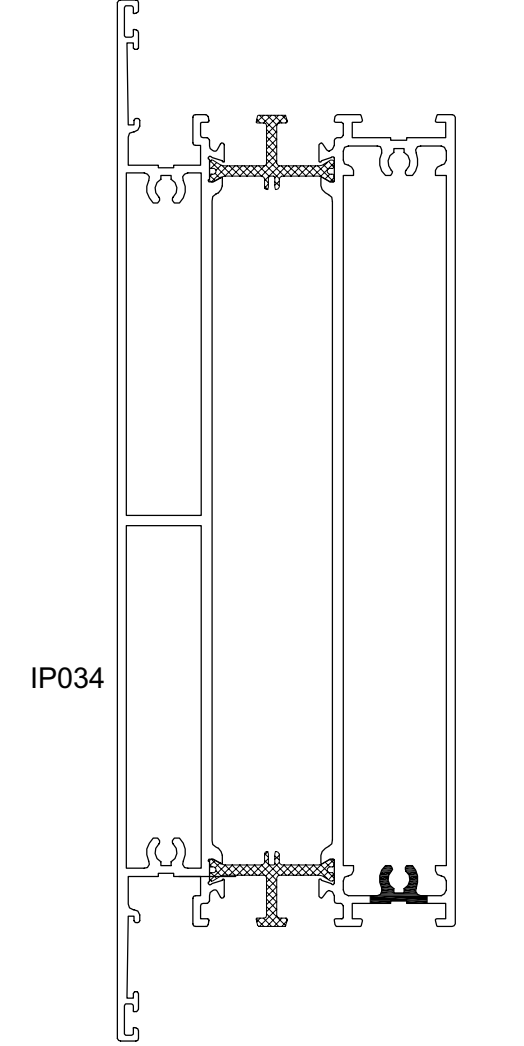
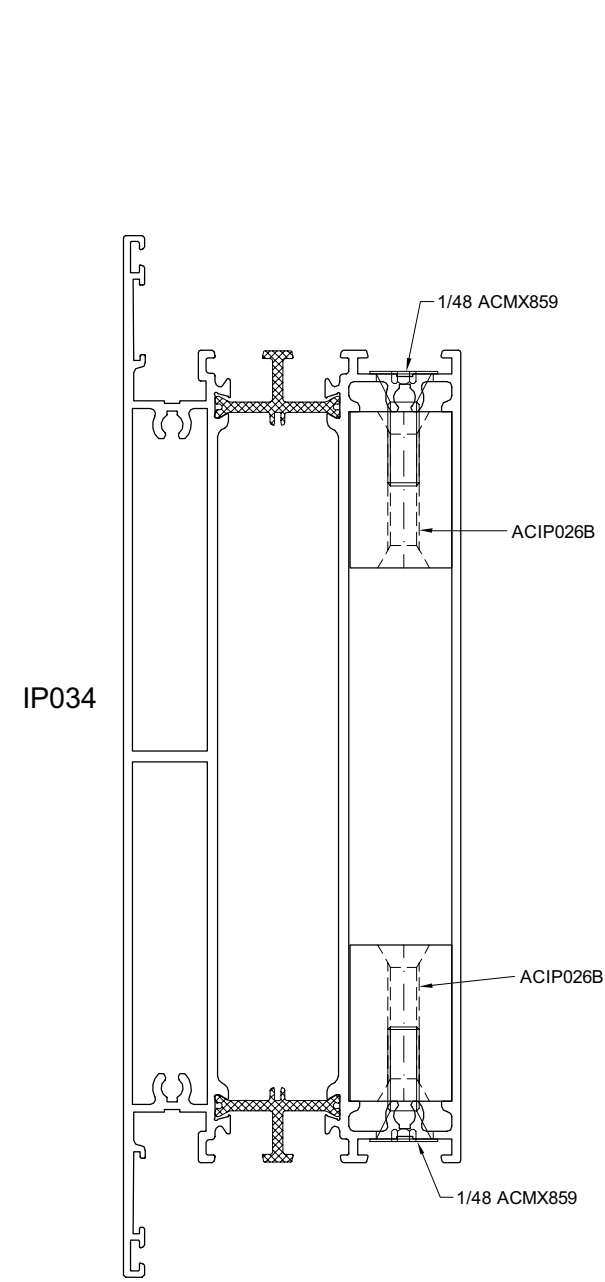
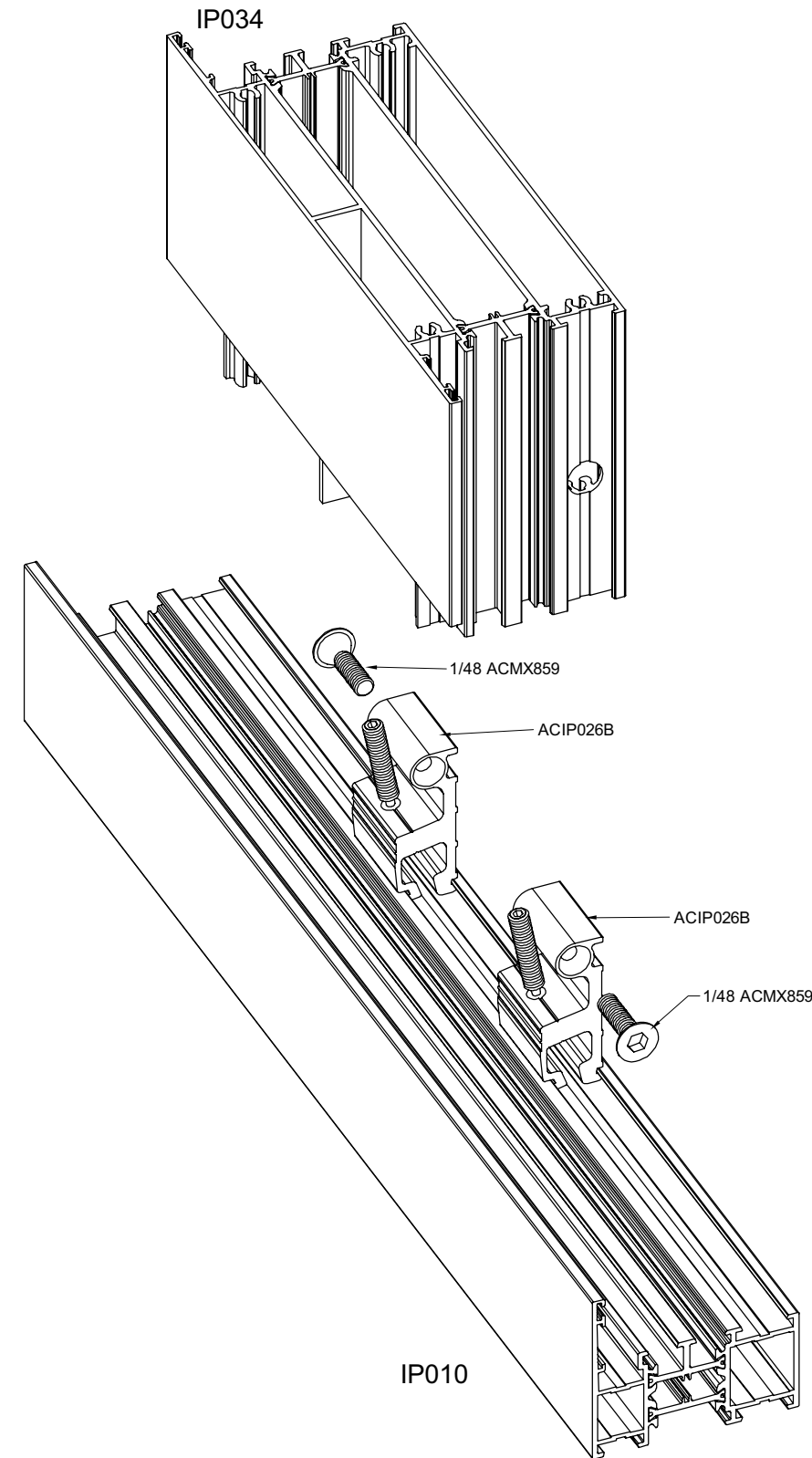
MONTAGE IP010-IP030
MONTAGE IP010-IP030
ZUSAMMENBAU IP010-IP030
ASSEMBLY IP010-IP030

WERKTEKENINGEN - DESSINS DE CONSTRUCTION - KONSTRUKTIONZEICHNUNGEN - CONSTRUCTION DRAWINGS



MONTAGE IP010 - IP034 MET ACMX859
MONTAGE IP010 - IP034 AVEC ACMX859
ZUSAMMENBAU IP010 - IP034 MIT ACMX859
ASSEMBLY IP010 - IP034 WITH ACMX859

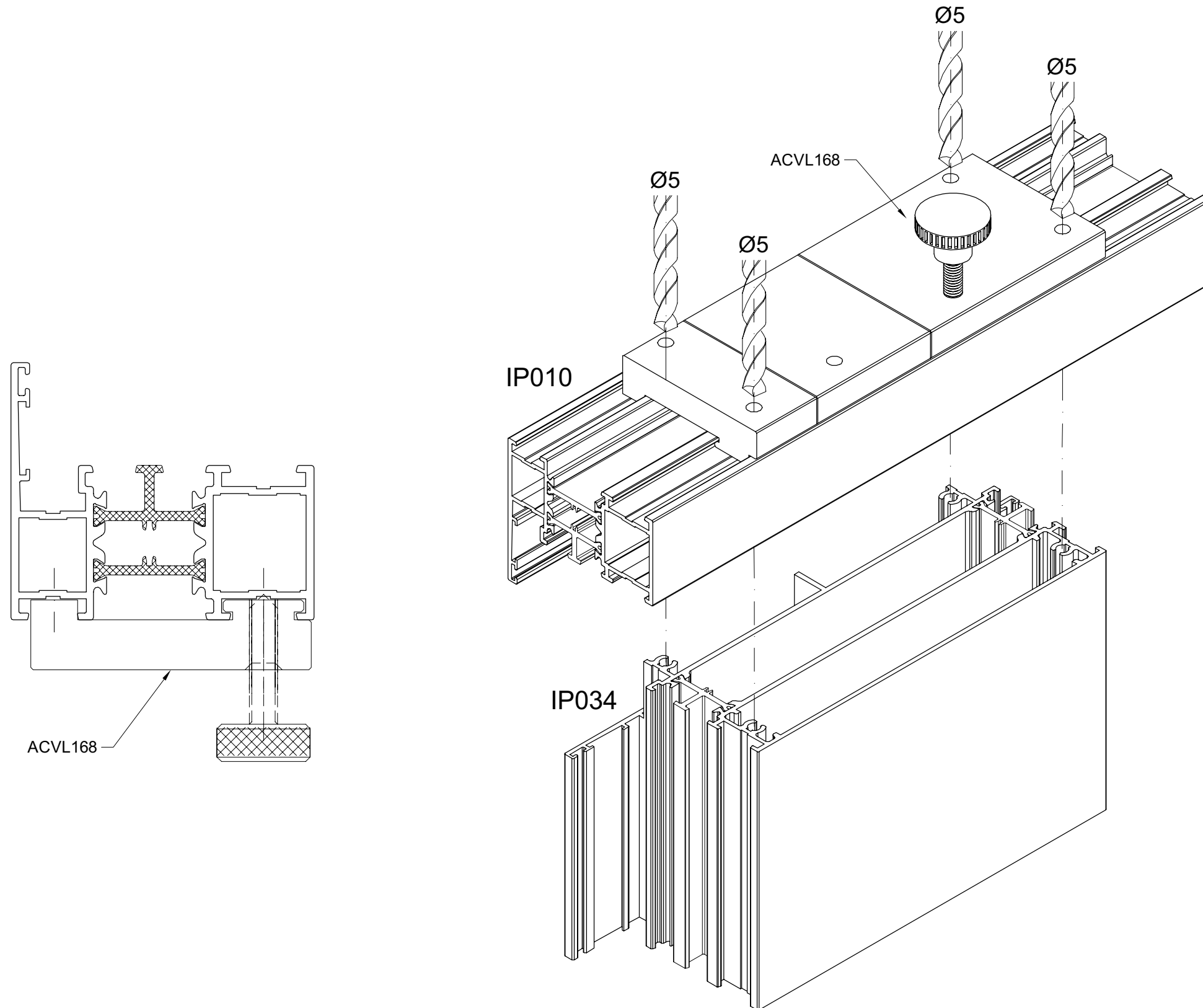
WERKTEKENINGEN - DESSINS DE CONSTRUCTION - KONSTRUKTIONZEICHNUNGEN - CONSTRUCTION DRAWINGS



tverbinding

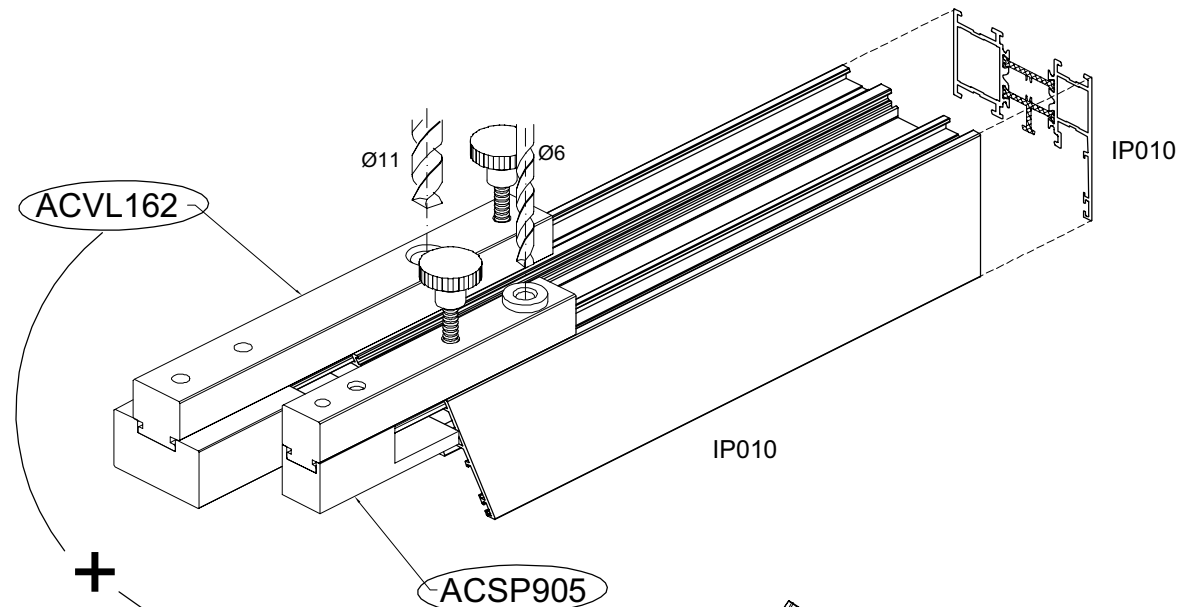
BOORMAL ACVL168 VOOR IP034
CALIBRE ACVL168 POUR IP034
BOHRSCABLONE ACVL168 FUR IP034
BORING JET SET ACVL168 FOR IP034

WERKTEKENINGEN - DESSINS DE CONSTRUCTION - KONSTRUKTIONZEICHNUNGEN - CONSTRUCTION DRAWINGS

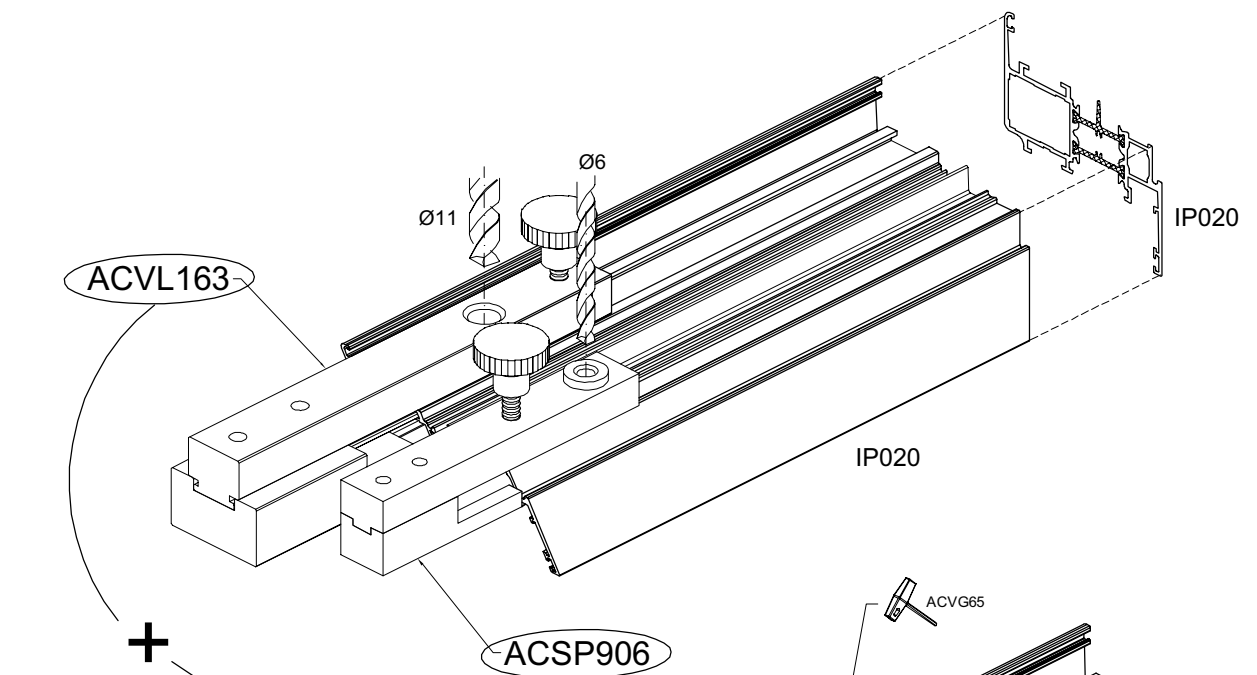


BOORMALLEN ACSP905 + ACVL162 EN ACSP906 + ACVL163 VOOR IP010 EN IP020
CALIBRES ACSP905 + ACVL162 ET ACSP906 + ACVL163 POUR IP010 ET IP020
BOHRER MALL ACSP905 + ACVL162 UND ACSP906 + ACVL163 FÜR IP010 UND IP020
BORING JIGG ACSP905 + ACVL162 AND ACSP906 + ACVL163 FOR IP010 AND IP020

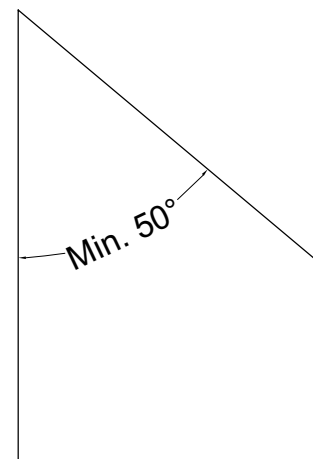
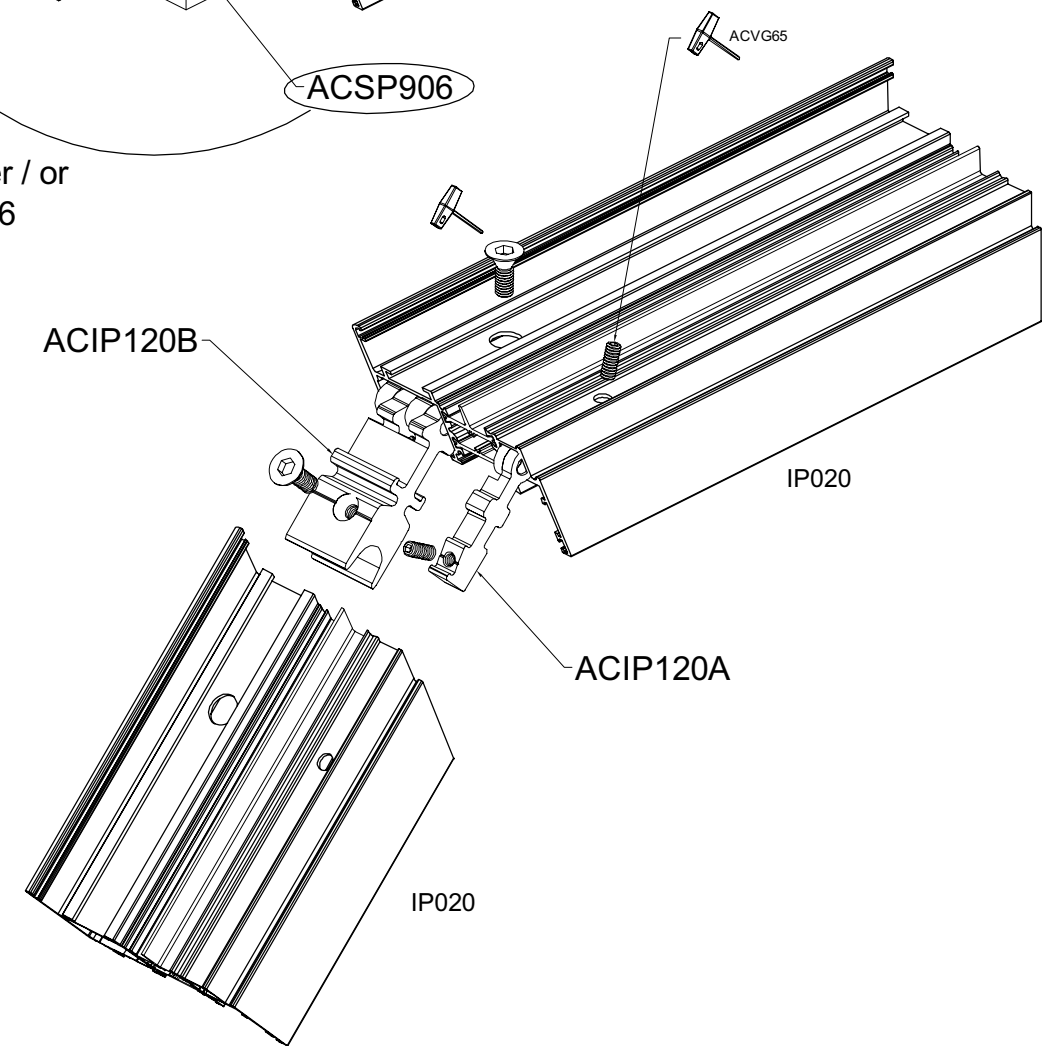
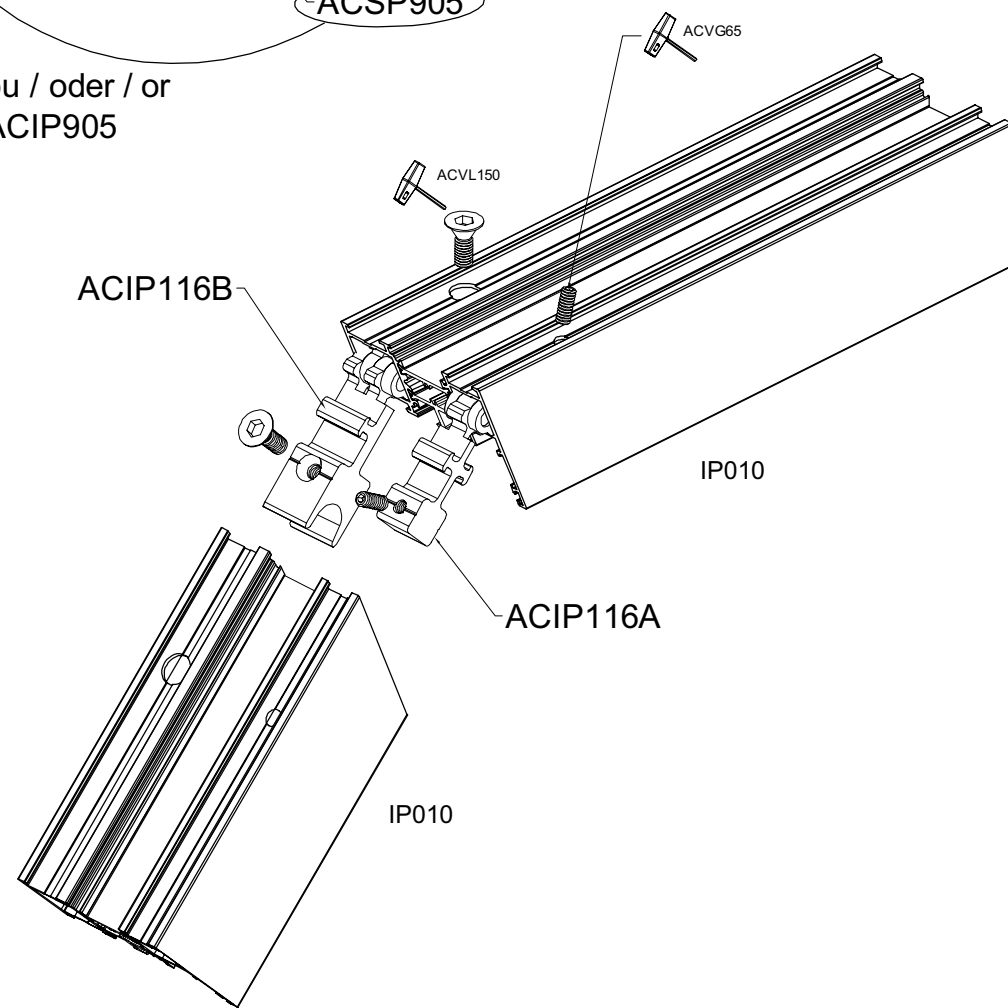
WERKTEKENINGEN - DESSINS DE CONSTRUCTION - KONSTRUKTIONZEICHNUNGEN - CONSTRUCTION DRAWINGS



of / ou / oder / or
ACIP905

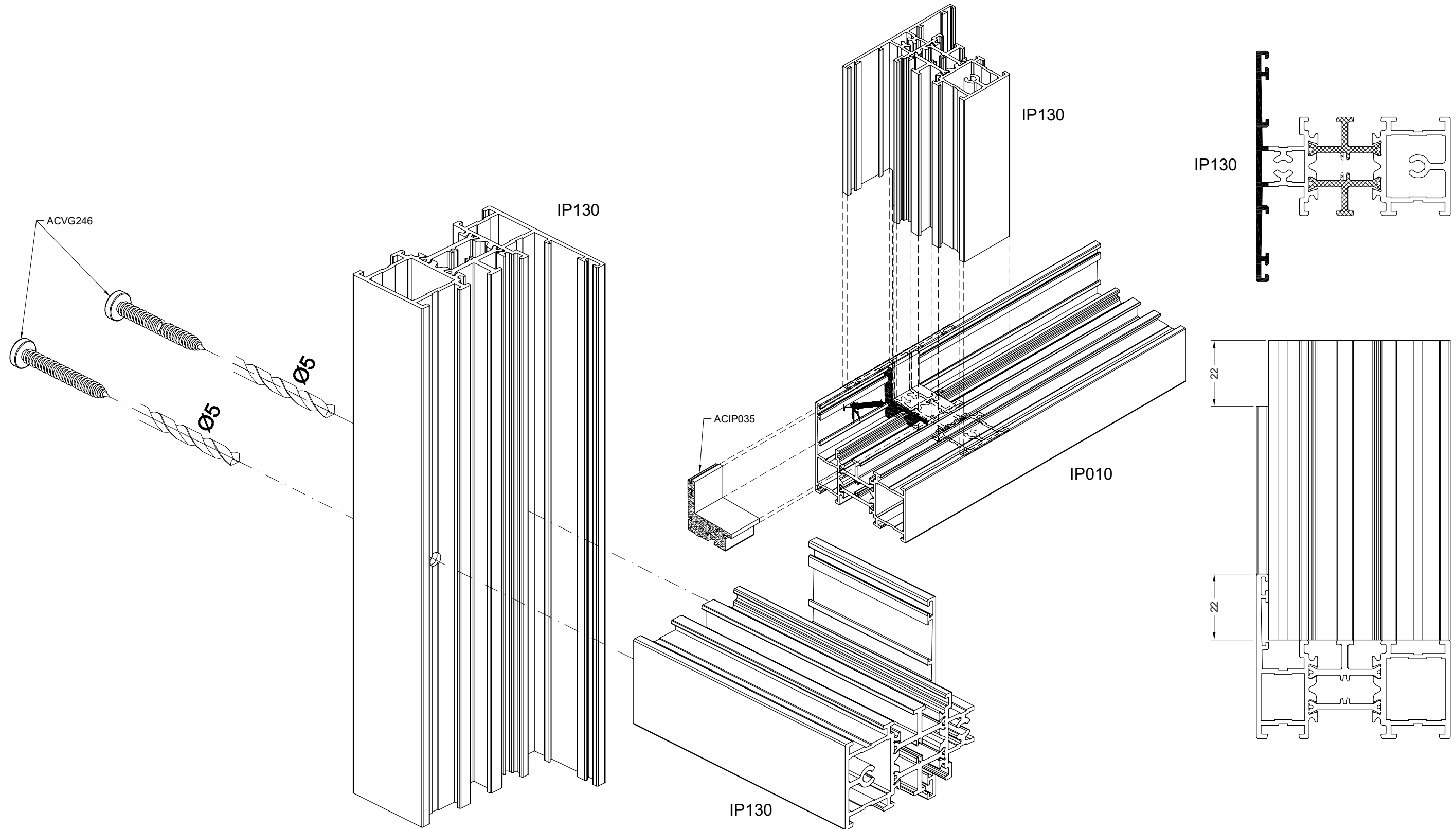


of / ou / oder / or
ACIP906



MONTAGE IP130-ACVG246
MONTAGE IP130-ACVG246
MONTAGE IP130-ACVG246
MONTAGE IP130-ACVG246

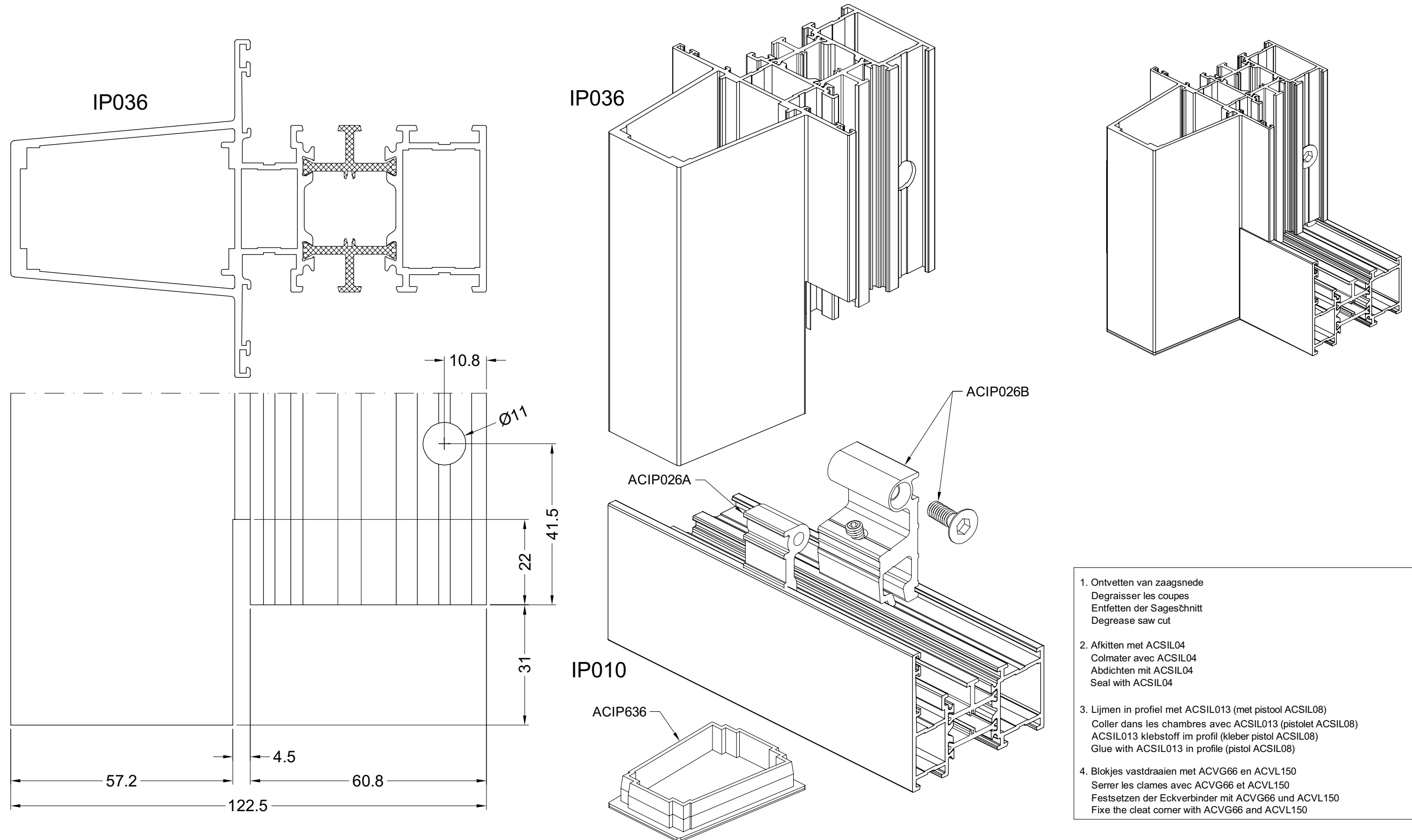
WERKTEKENINGEN - DESSINS DE CONSTRUCTION - KONSTRUKTIONZEICHNUNGEN - CONSTRUCTION DRAWINGS



mont2

MONTAGE IP036 - IP010
MONTAGE IP036 - IP010
MONTAGE IP036 - IP010
MONTAGE IP036 - IP010

WERKTEKENINGEN - DESSINS DE CONSTRUCTION - KONSTRUKTIONZEICHNUNGEN - CONSTRUCTION DRAWINGS

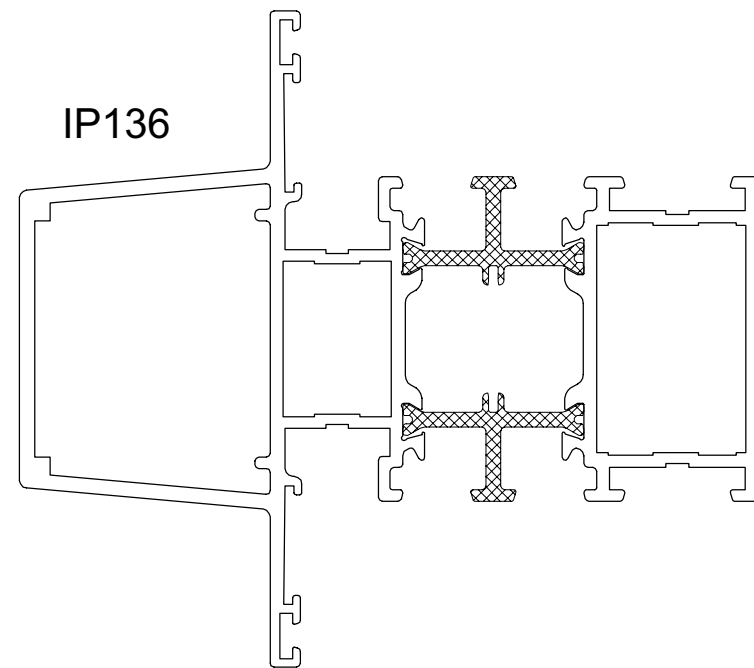


1. Ontvetten van zaagsnede
Degraisser les coupes
Entfetten der Sageschnitt
Degrease saw cut
2. Afkitten met ACSIL04
Colmater avec ACSIL04
Abdichten mit ACSIL04
Seal with ACSIL04
3. Lijmen in profiel met ACSIL013 (met pistool ACSIL08)
Coller dans les chambres avec ACSIL013 (pistolet ACSIL08)
ACIL013 klebstoff im profil (kleber pistol ACSIL08)
Glue with ACSIL013 in profile (pistol ACSIL08)
4. Blokjes vastdraaien met ACVG66 en ACVL150
Serrer les clames avec ACVG66 et ACVL150
Festsetzen der Eckverbinder mit ACVG66 und ACVL150
Fixe the cleat corner with ACVG66 and ACVL150

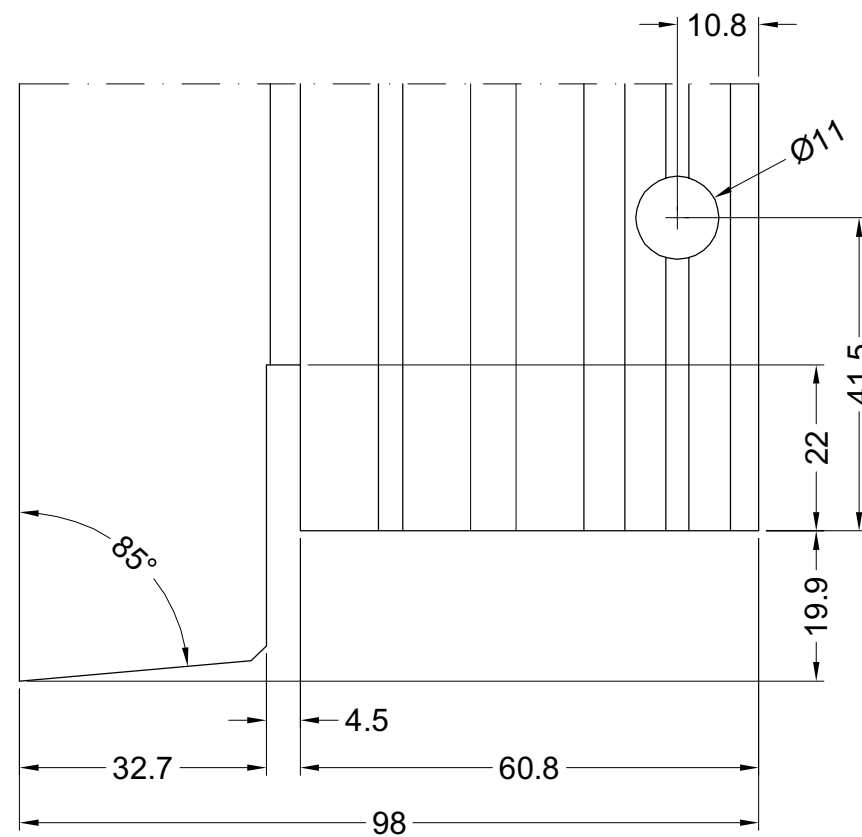
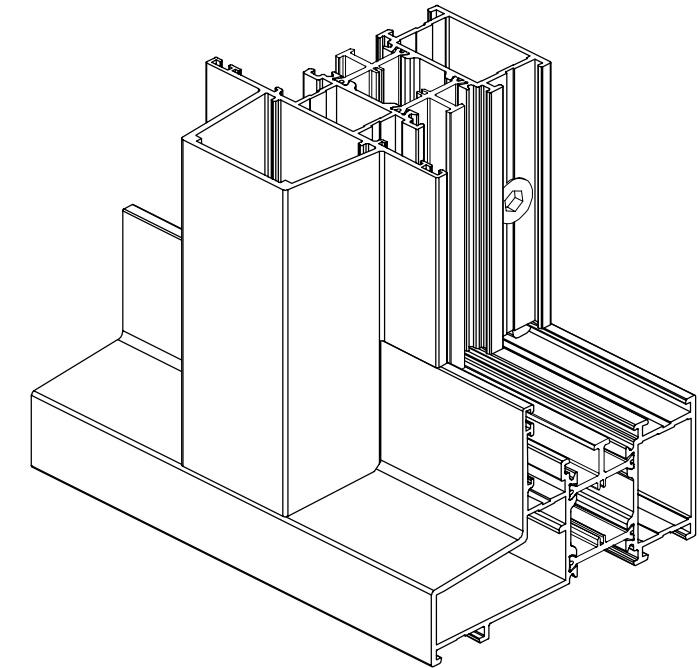
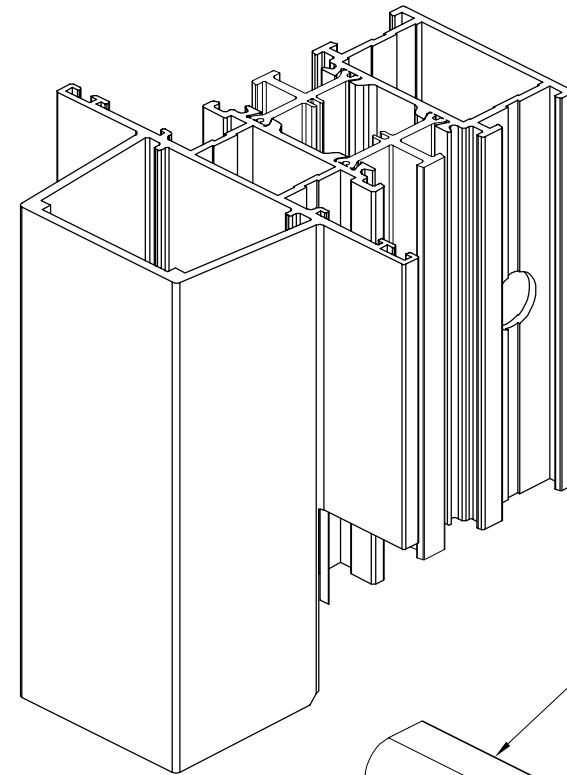
werkt17

MONTAGE IP136 - IP019
MONTAGE IP136 - IP019
MONTAGE IP136 - IP019
MONTAGE IP136 - IP019

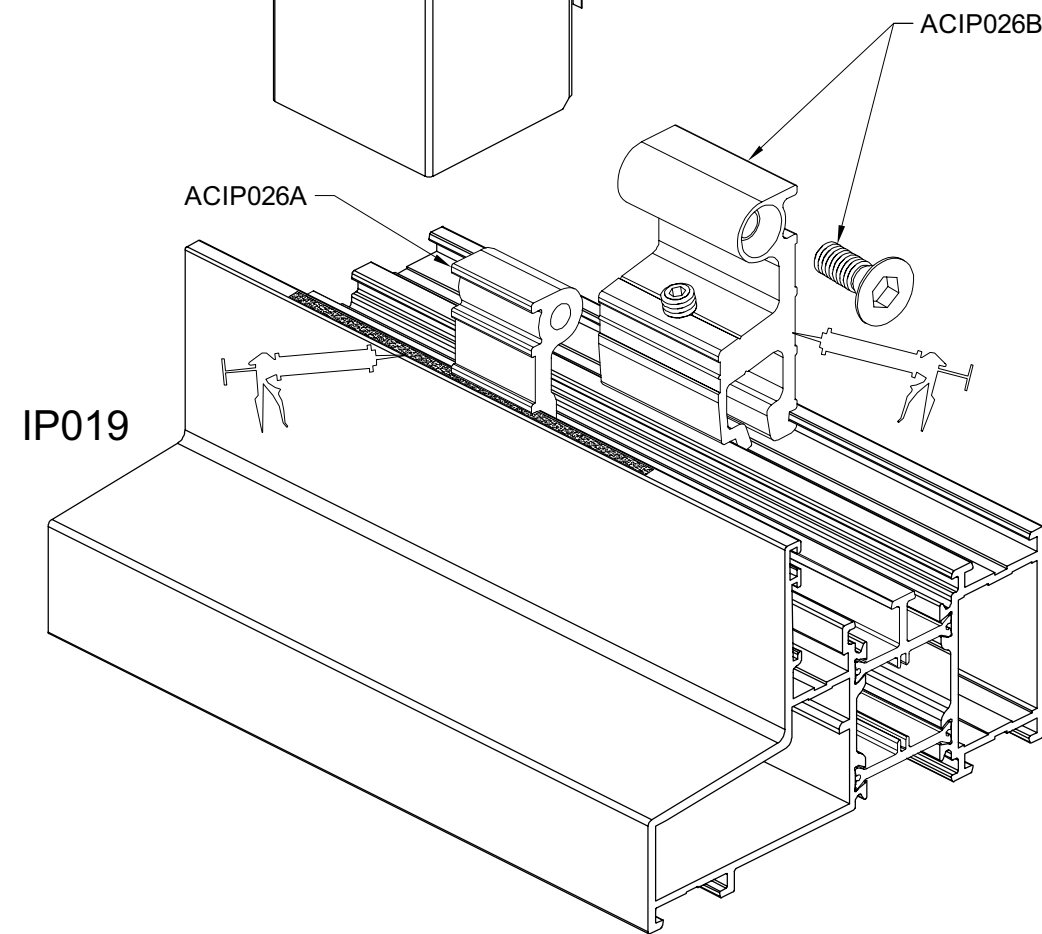
WERKTEKENINGEN - DESSINS DE CONSTRUCTION - KONSTRUKTIONZEICHNUNGEN - CONSTRUCTION DRAWINGS



IP136



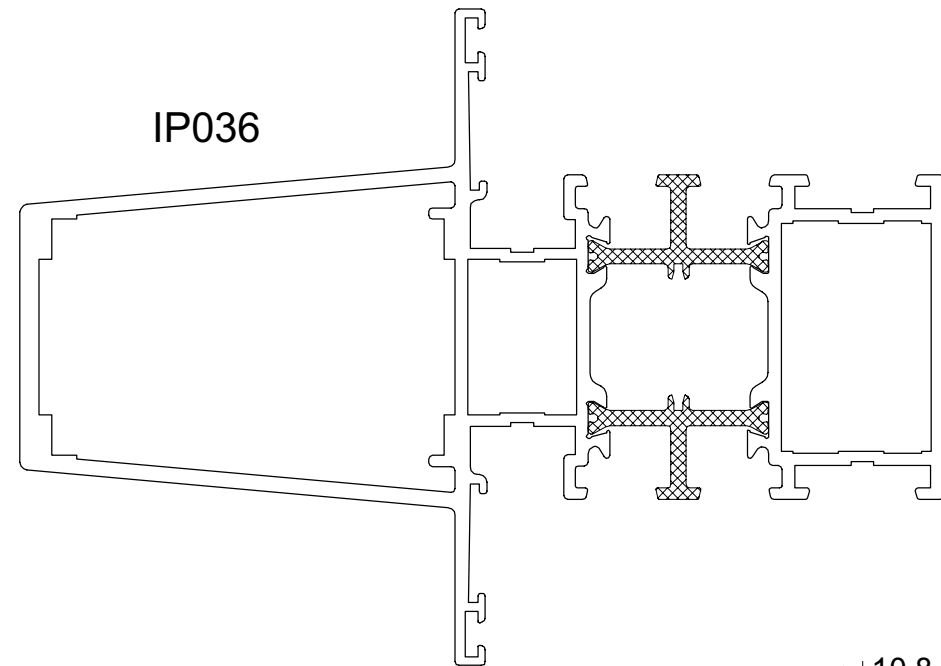
IP019



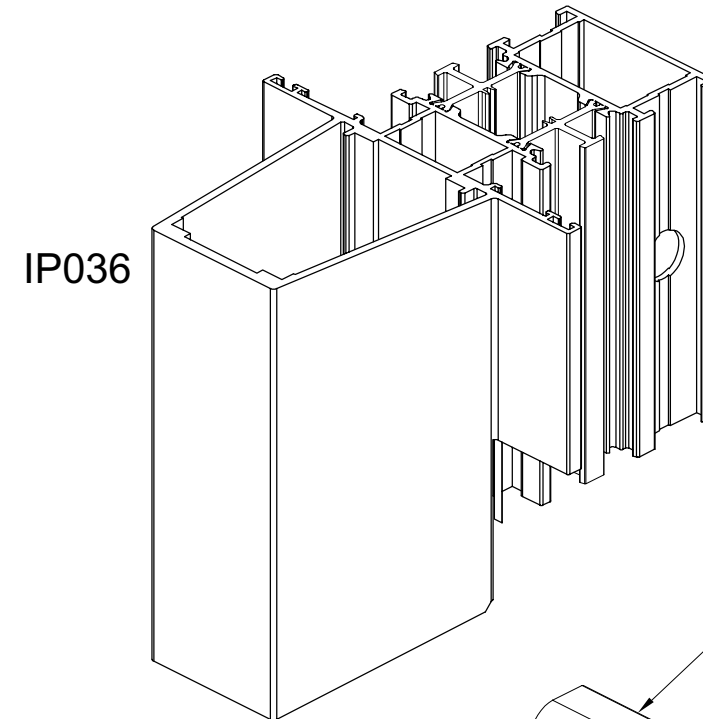
1. Ontvetten van zaagsnede
Degraisser les coupes
Entfetten der Sageschnitt
Degrease saw cut
2. Afkitten met ACSIL04
Colmater avec ACSIL04
Abdichten mit ACSIL04
Seal with ACSIL04
3. Lijmen in profiel met ACSIL013 (met pistool ACSIL08)
Coller dans les chambres avec ACSIL013 (pistolet ACSIL08)
ACSIL013 klebstoff im profil (Kleber pistol ACSIL08)
Glue with ACSIL013 in profile (pistol ACSIL08)
4. Blokjes vastdraaien met ACVG66 en ACVL150
Serrer les clames avec ACVG66 et ACVL150
Festsetzen der Eckverbinder mit ACVG66 und ACVL150
Fixe the cleat corner with ACVG66 and ACVL150

MONTAGE IP036 - IP119
MONTAGE IP036 - IP119
MONTAGE IP036 - IP119
MONTAGE IP036 - IP119

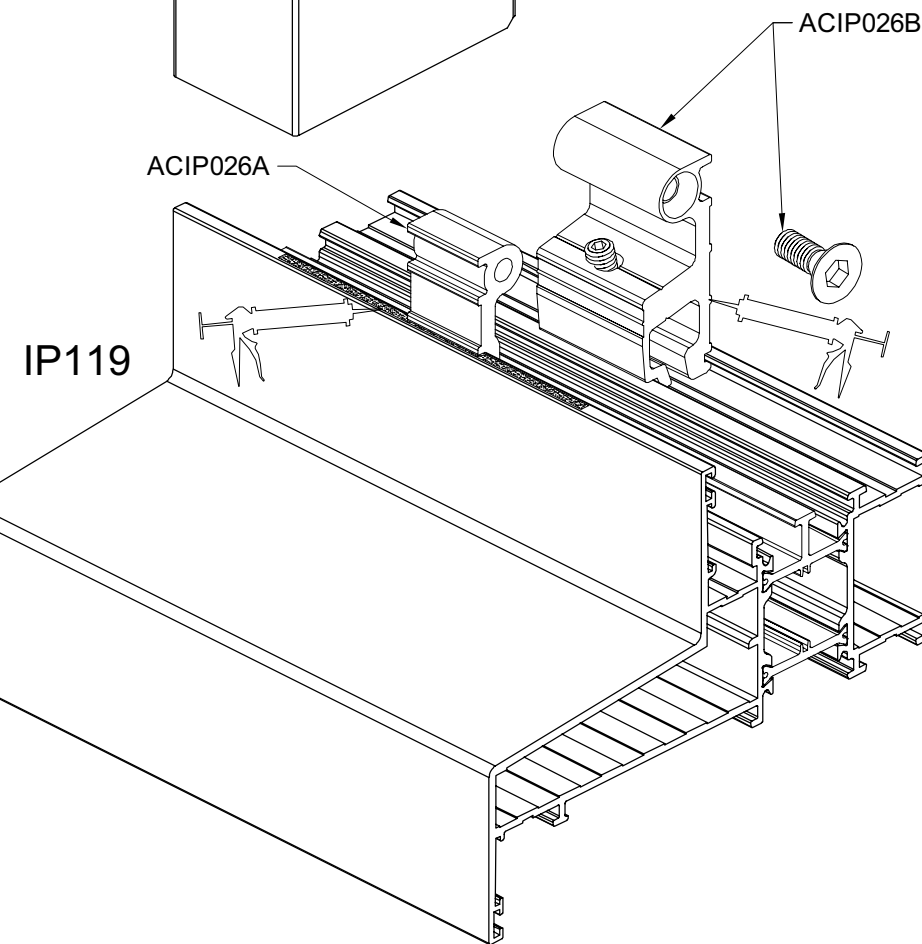
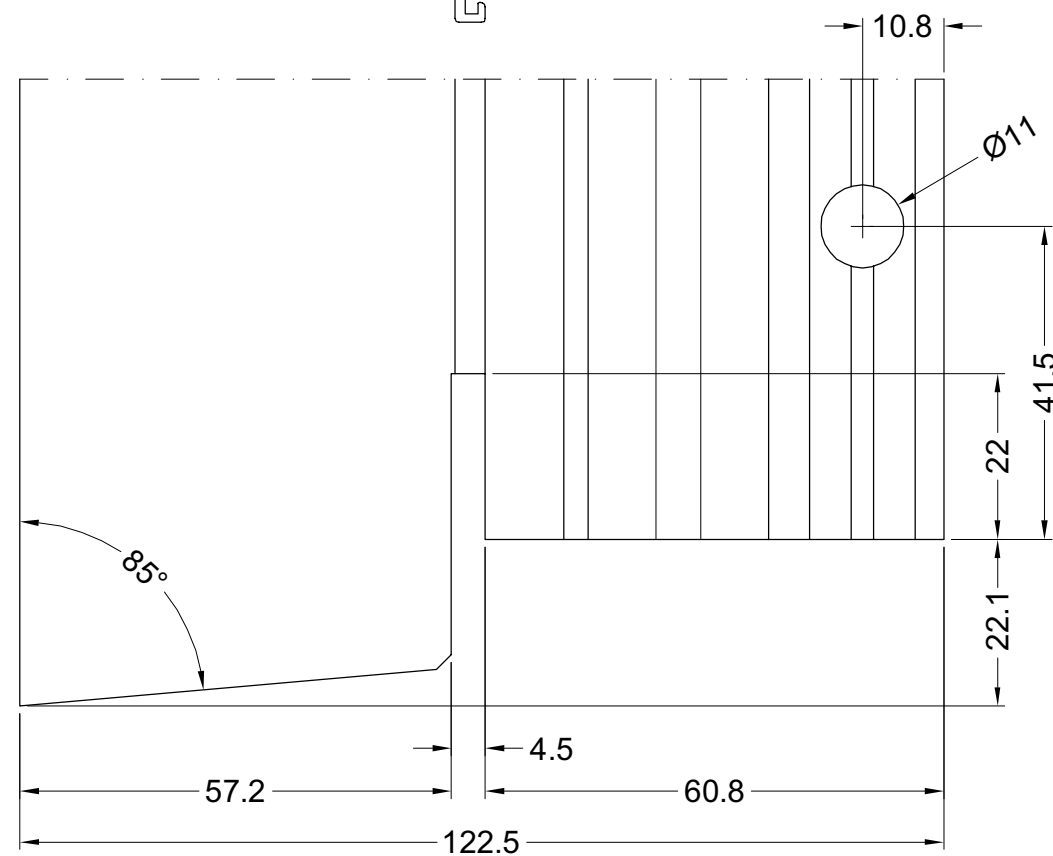
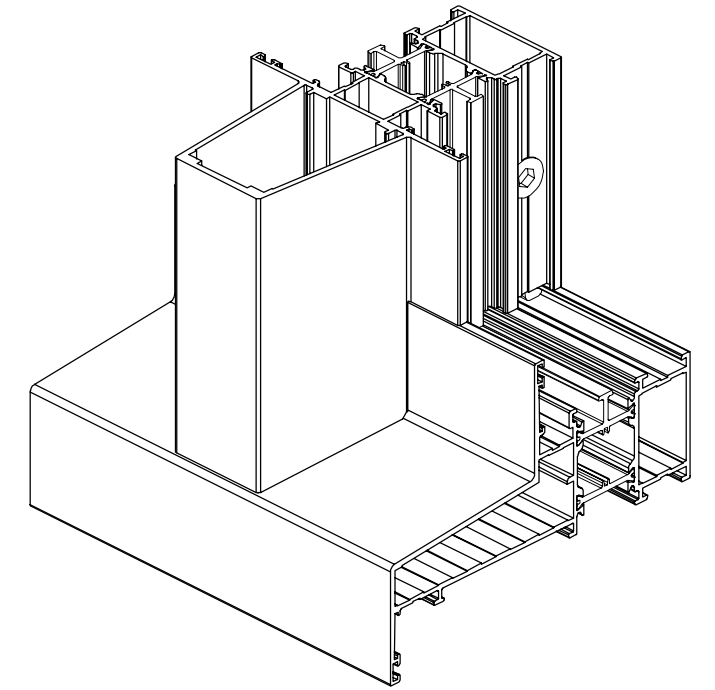
WERKTEKENINGEN - DESSINS DE CONSTRUCTION - KONSTRUKTIONZEICHNUNGEN - CONSTRUCTION DRAWINGS



IP036



IP036

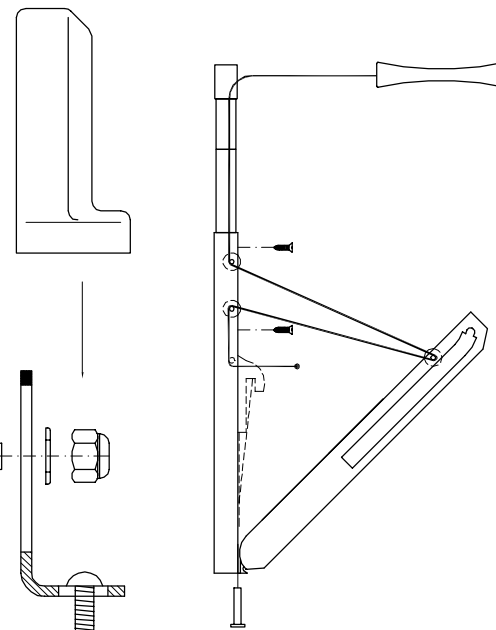
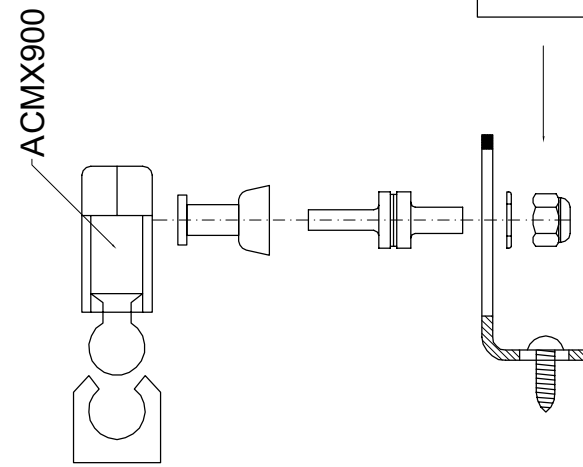
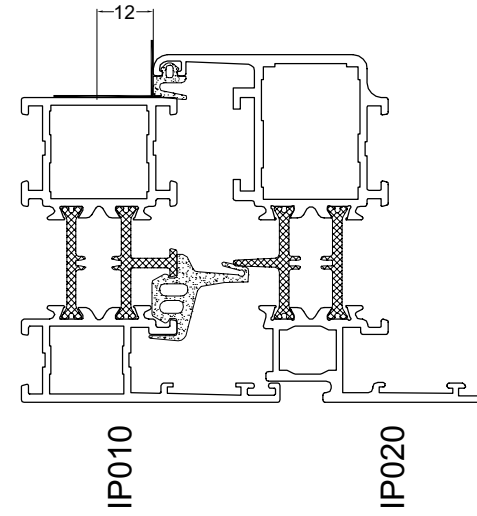
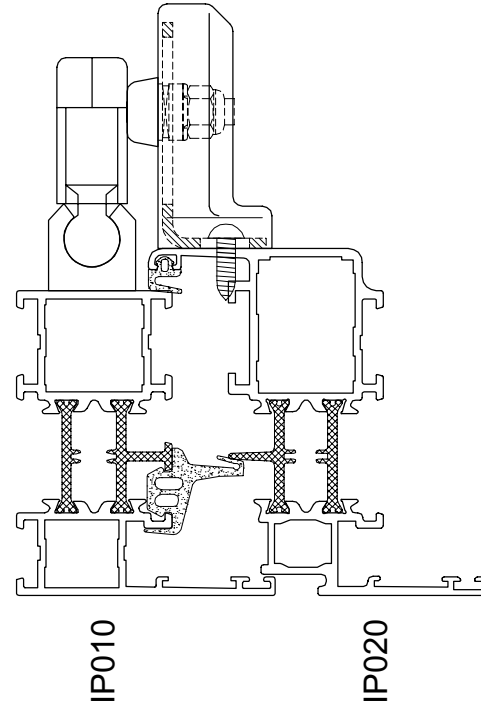
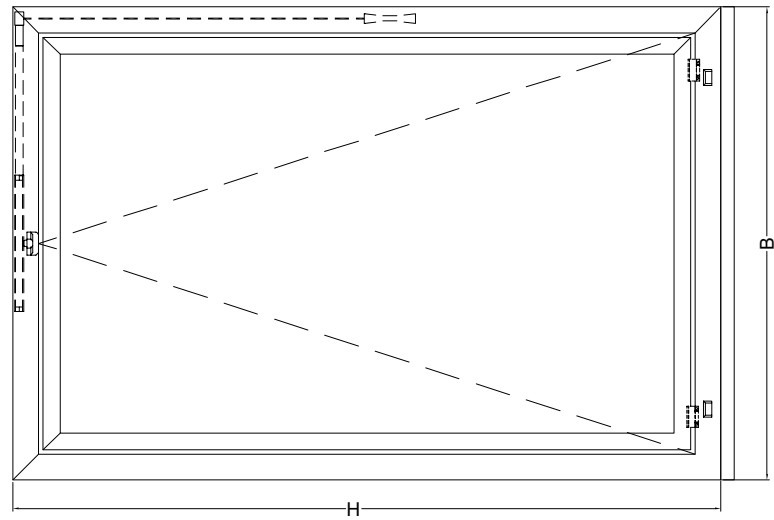
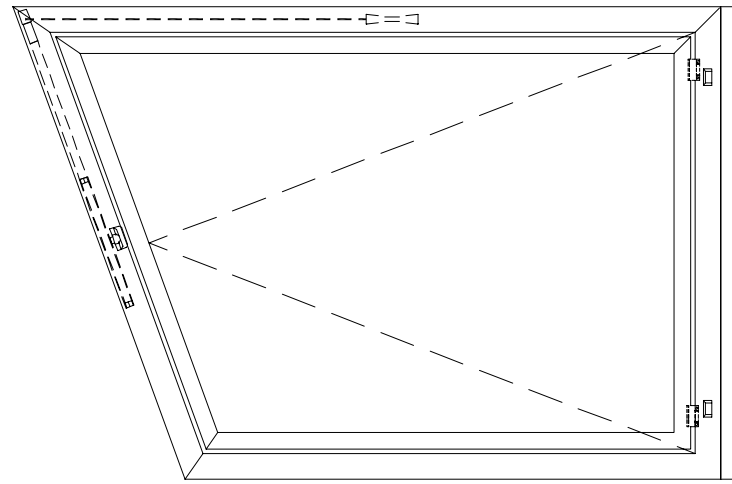


IP119

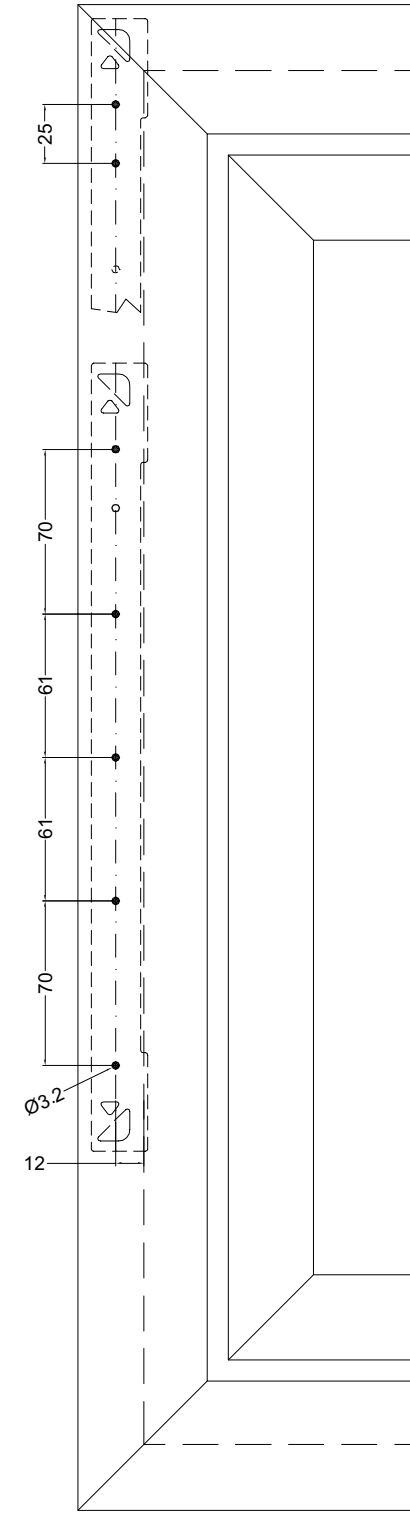
1. Ontvetten van zaagsnede
Degraisser les coupes
Entfetten der Sageschnitt
Degrease saw cut
2. Afkitten met ACSIL04
Colmater avec ACSIL04
Abdichten mit ACSIL04
Seal with ACSIL04
3. Lijmen in profiel met ACSIL013 (met pistool ACSIL08)
Coller dans les chambres avec ACSIL013 (pistolet ACSIL08)
ACSIL013 klebstoff im profil (kleber pistol ACSIL08)
Glue with ACSIL013 in profile (pistol ACSIL08)
4. Blokjes vastdraaien met ACVG66 en ACVL150
Serrer les clames avec ACVG66 et ACVL150
Festsetzen der Eckverbinder mit ACVG66 und ACVL150
Fixe the cleat corner with ACVG66 and ACVL150

BESLAG KIPRAAM
FERRURE FENETRE BATTANT
BESCHLAG KIPFLUGEL
HARDWARE TILT CASEMENT

WERKTEKENINGEN - DESSINS DE CONSTRUCTION - KONSTRUKTIONZEICHNUNGEN - CONSTRUCTION DRAWINGS

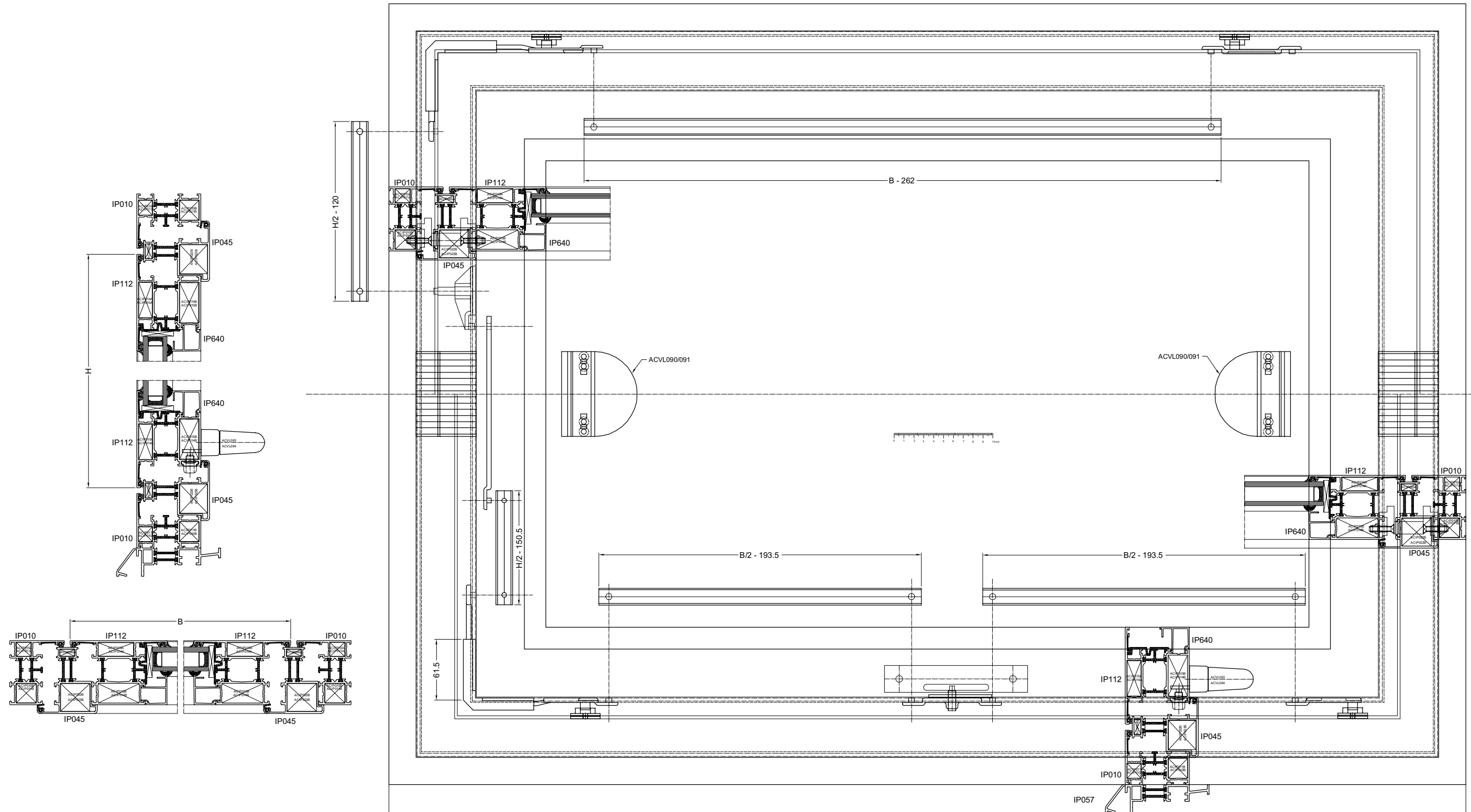


ACMX901 : BOORMAL/CALIBRE/BOHRSCHABLONE/BORING JET SET



BESLAG TUIMELRAAM
QUINCAILLERIE BASCULANT
BESCHLAG SWINGFLUGEL
HARDWARE PIVOTED WINDOW

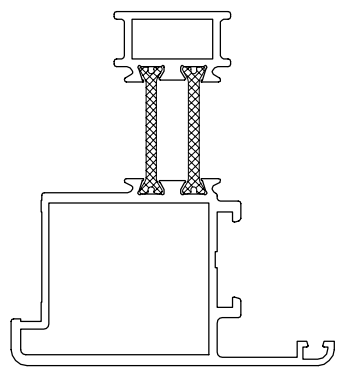
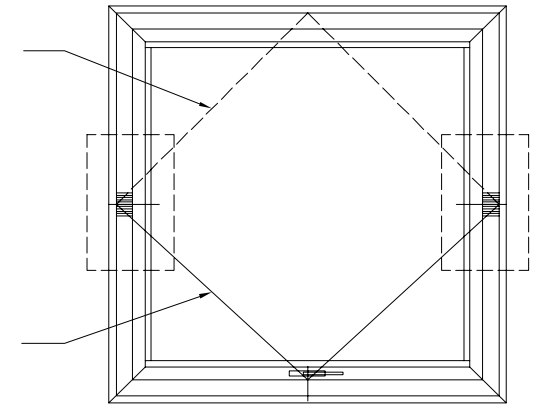
WERKTEKENINGEN - DESSINS DE CONSTRUCTION - KONSTRUKTIONZEICHNUNGEN - CONSTRUCTION DRAWINGS



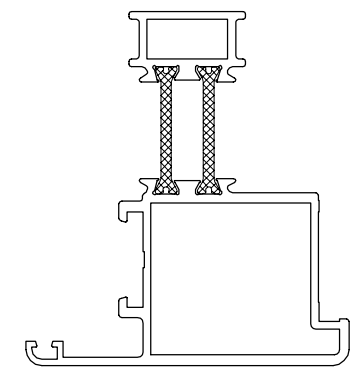
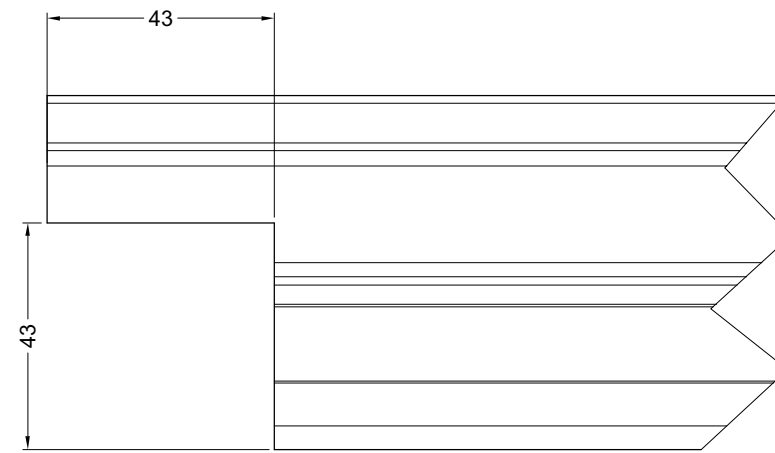

ipd12

binnendraaiend
ouvrant vers l'int.
innen offnend
inside opening

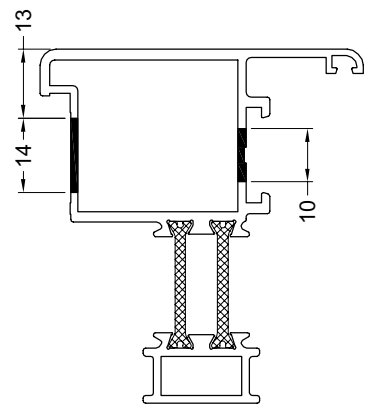
buitendraaiend
ouvrant vers l'ext.
ausßen offnend
outside opening



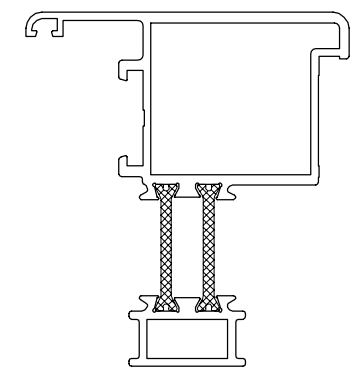
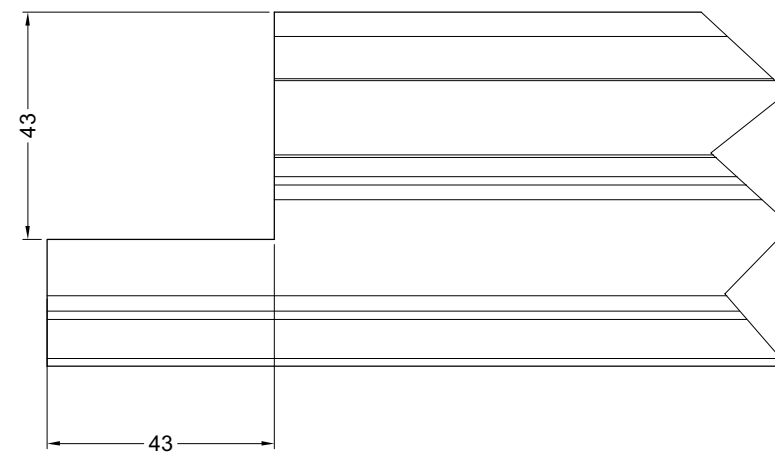
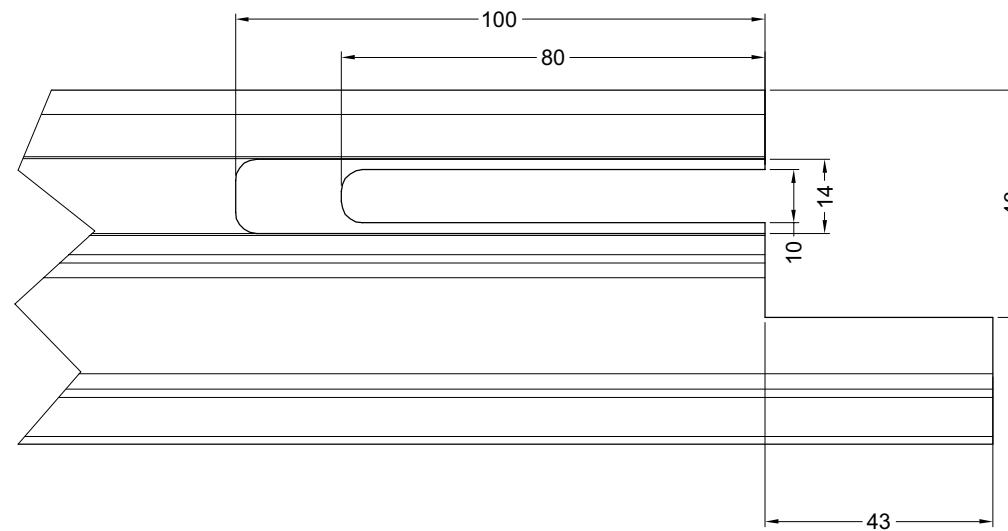
IP045



IP045



IP045



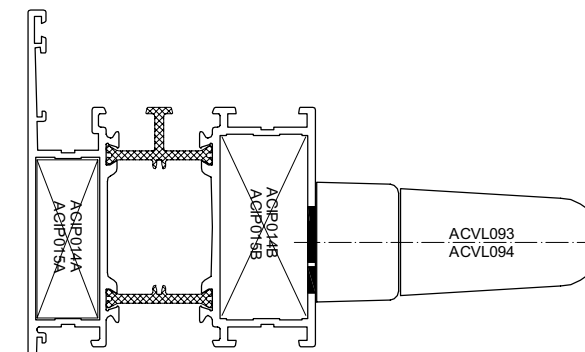
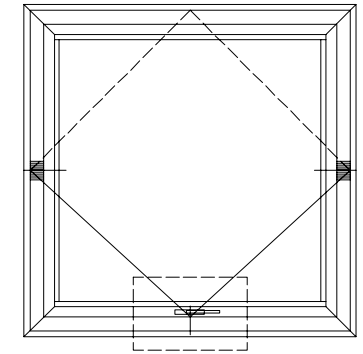
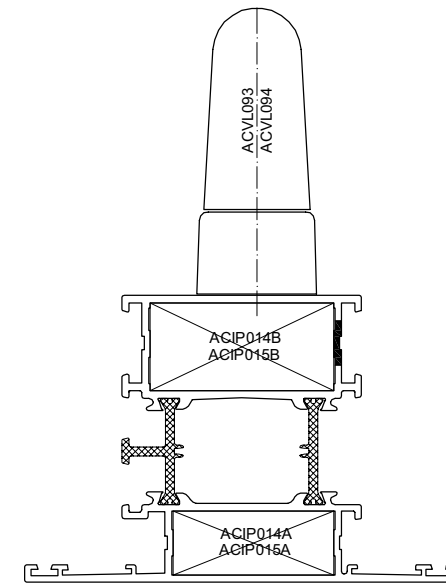
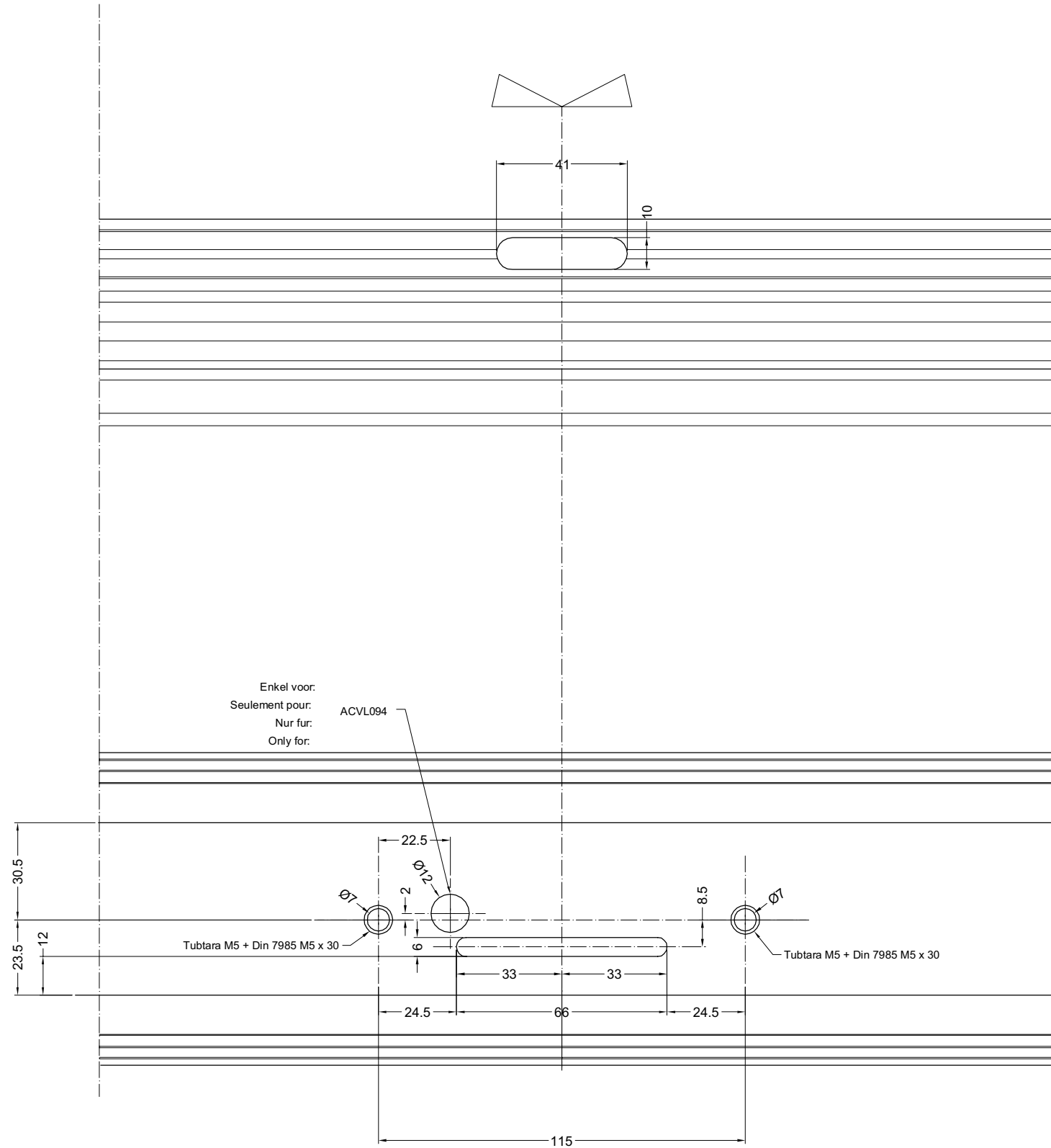
IP045



ipd13

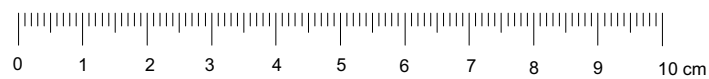
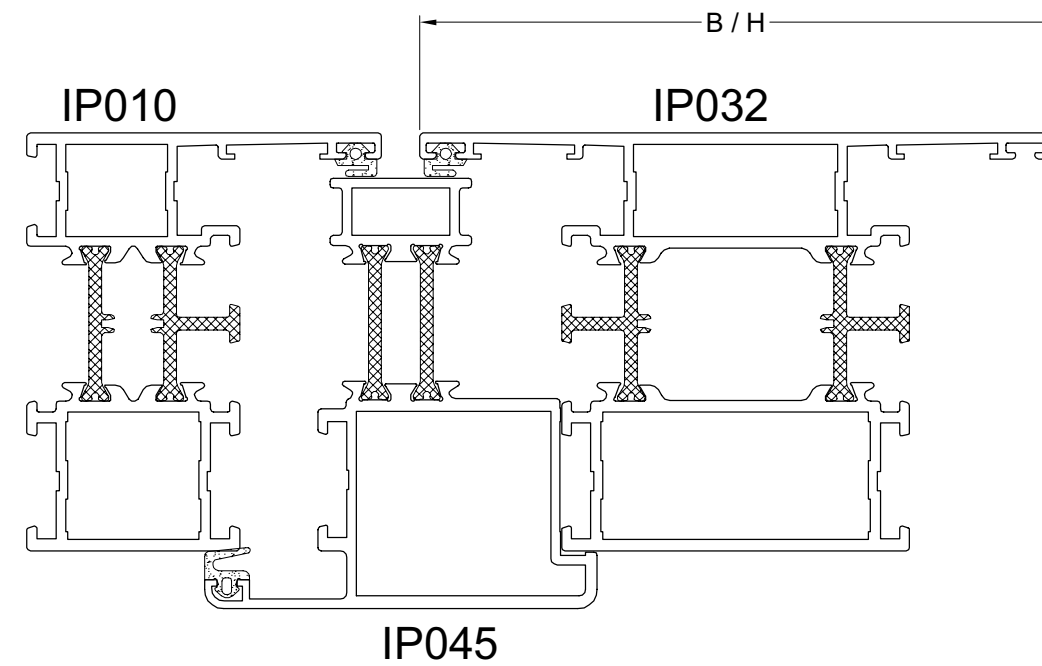
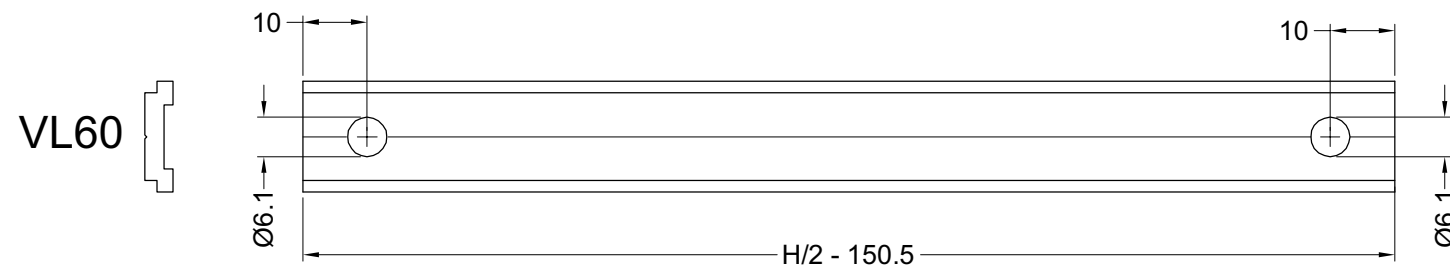
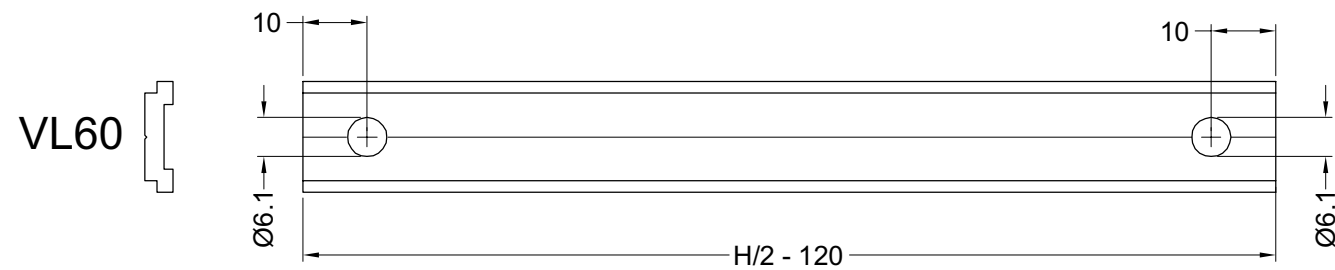
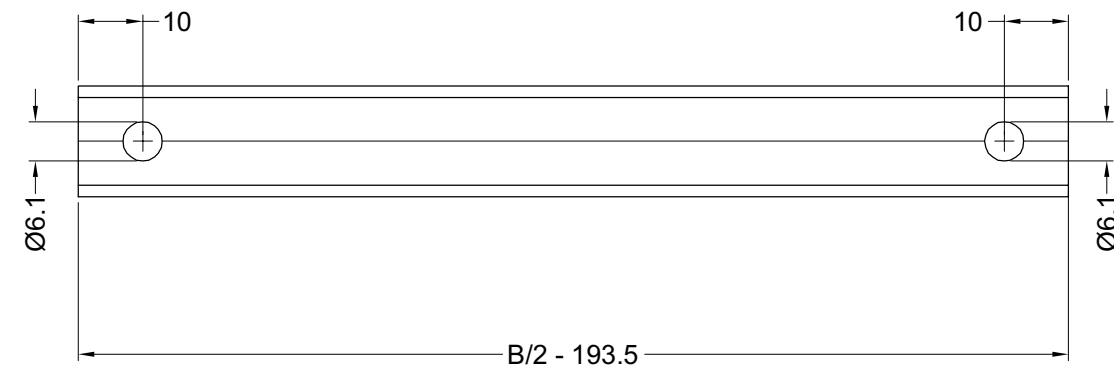
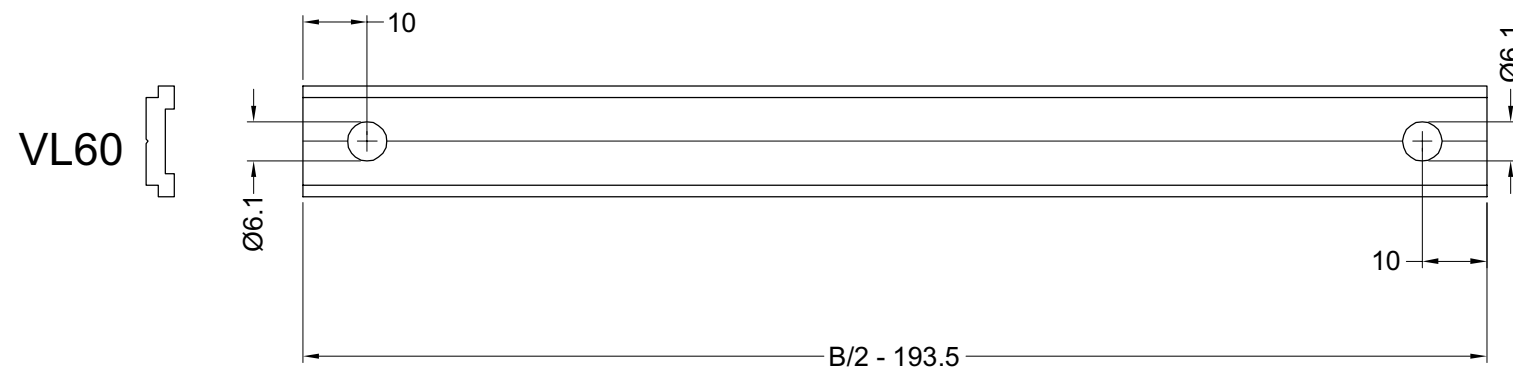
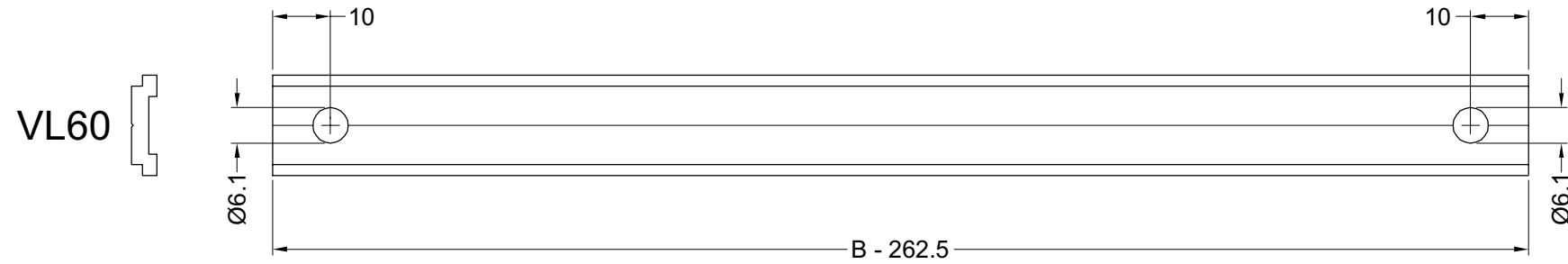
UITSPARING CENTRALE SLUITING
ENTAILLE POUR FERMETURE CENTRALE
EINBAU FÜR ZENTRAL VERSCHLUSS
EMBEDDING FOR CENTRAL LOCK

WERKTEKENINGEN - DESSINS DE CONSTRUCTION - KONSTRUKTIONZEICHNUNGEN - CONSTRUCTION DRAWINGS



SLUITLATTEN TUIMELRAAM
TRINGLES POUR FENETRES BASCULANT
SCHUBSTANGE FÜR SCHWINGFLUGEL
BOLTS FOR PIVOTING WINDOW

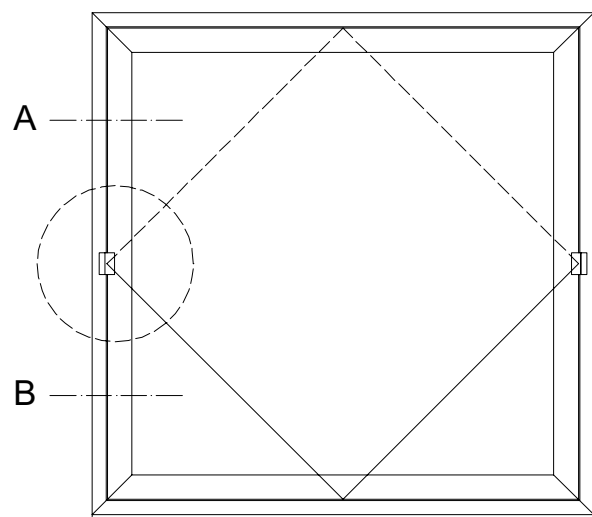
WERKTEKENINGEN - DESSINS DE CONSTRUCTION - KONSTRUKTIONZEICHNUNGEN - CONSTRUCTION DRAWINGS



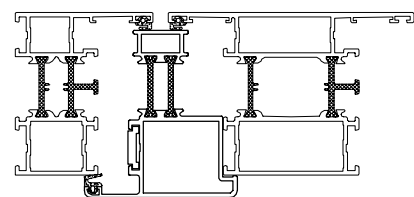
ipd15

MONTAGE ACVL090-ACVL091
MONTAGE ACVL090-ACVL091
MONTAGE ACVL090-ACVL091
MONTAGE ACVL090-ACVL091

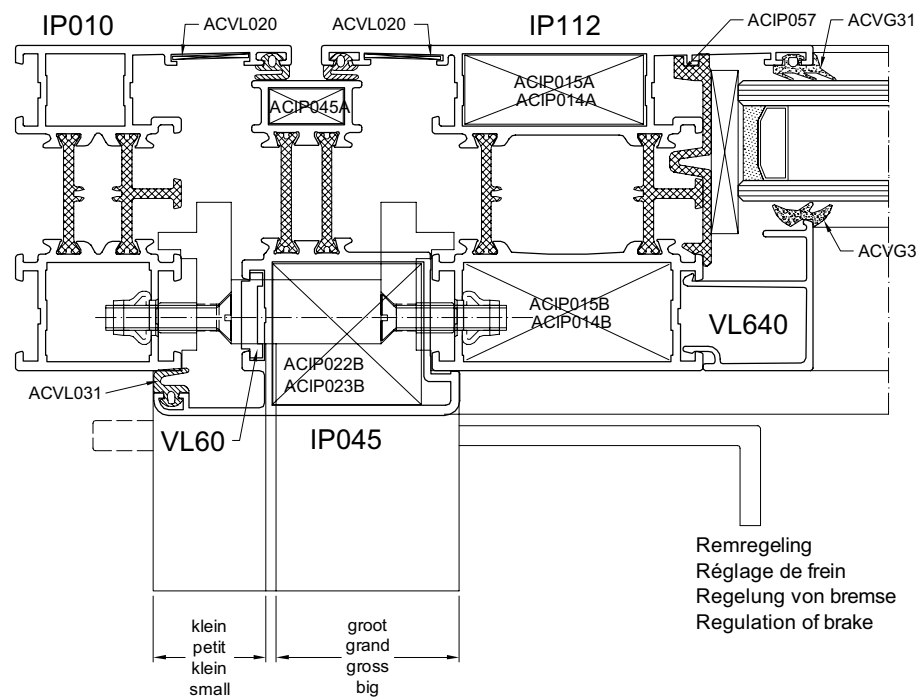
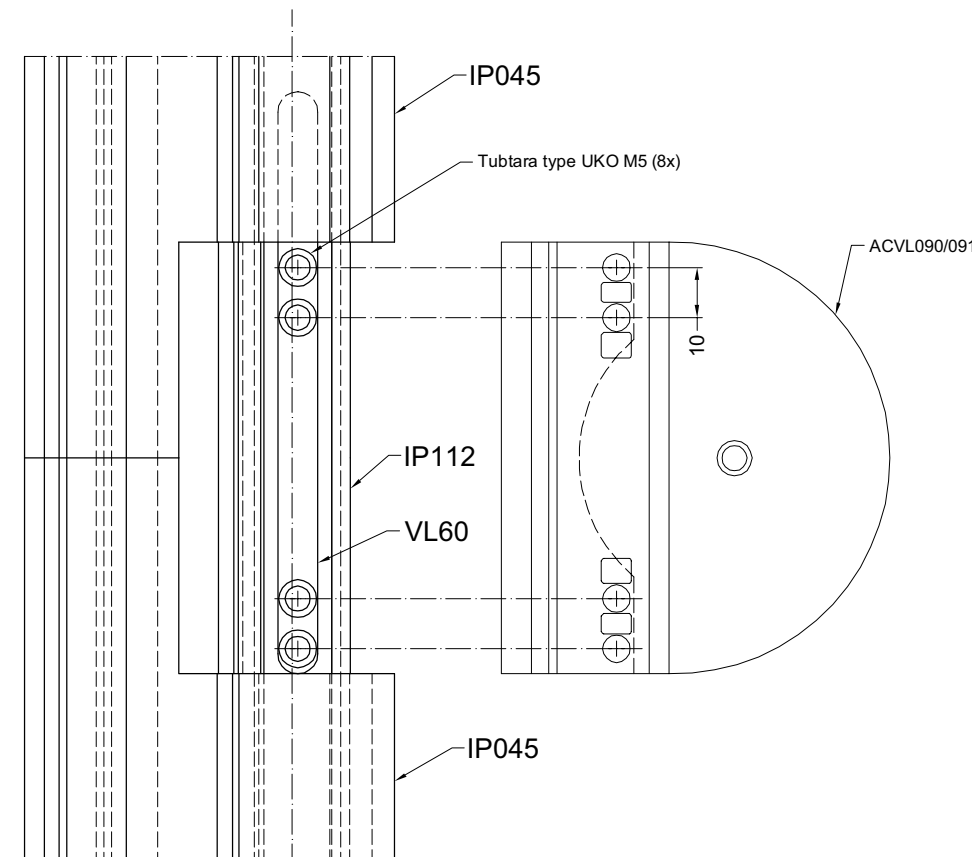
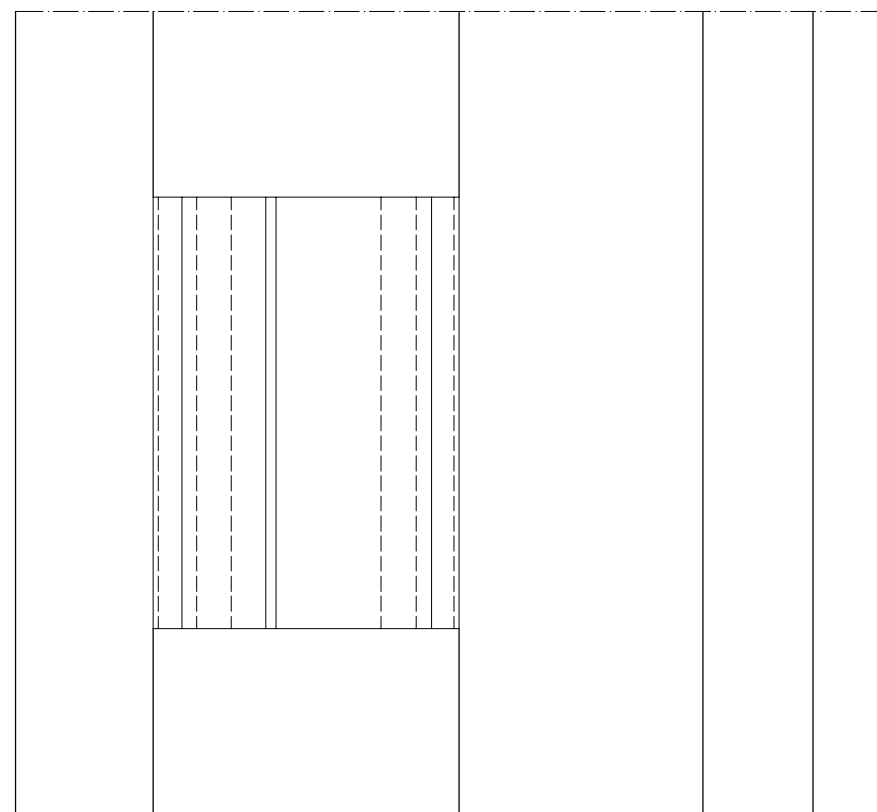
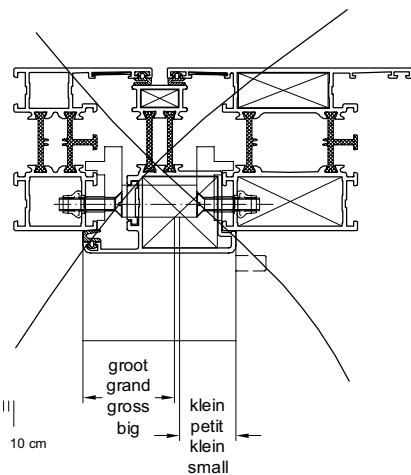
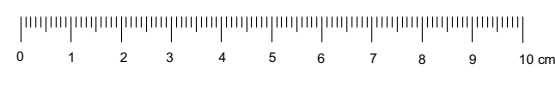
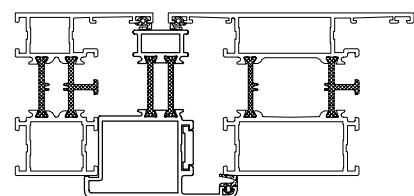
WERKTEKENINGEN - DESSINS DE CONSTRUCTION - KONSTRUKTIONZEICHNUNGEN - CONSTRUCTION DRAWINGS



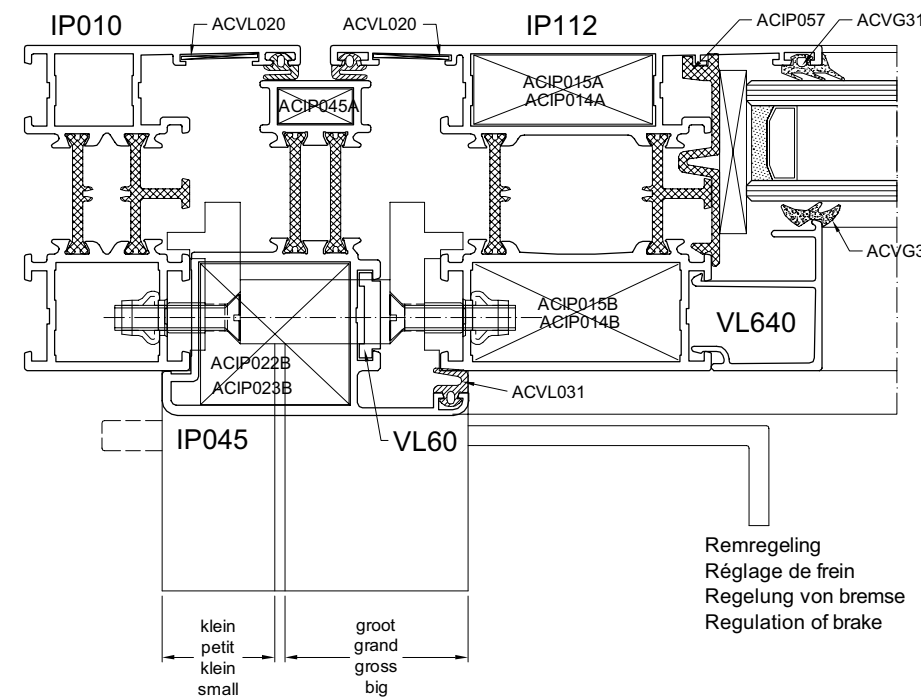
DOORSNEDE A / COUPE A
QUERSCHNITT A / SECTION A



DOORSNEDE B / COUPE B
QUERSCHNITT B / SECTION B



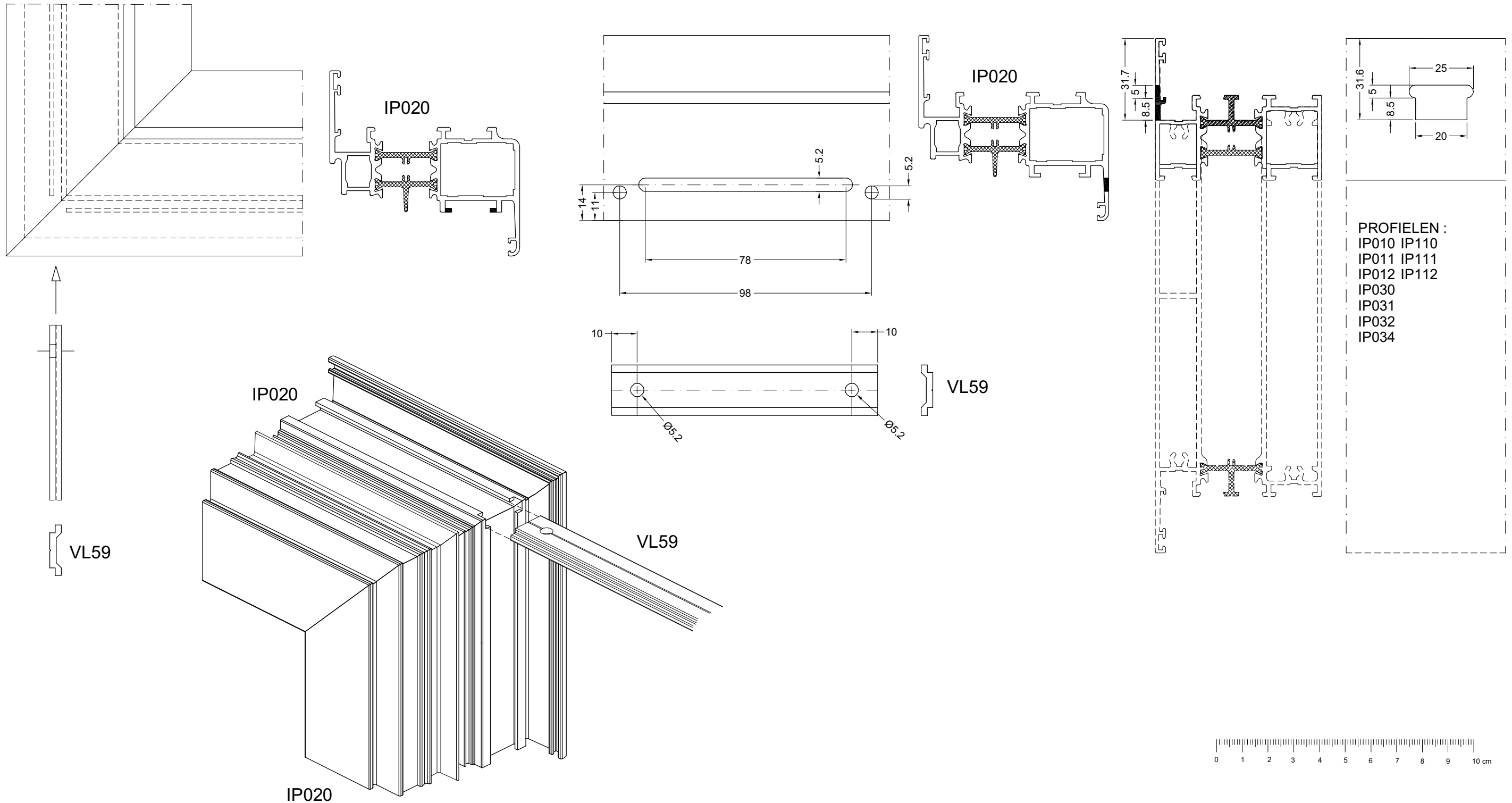
Remregeling
Réglage de frein
Regelung von bremse
Regulation of brake



Remregeling
Réglage de frein
Regelung von bremse
Regulation of brake

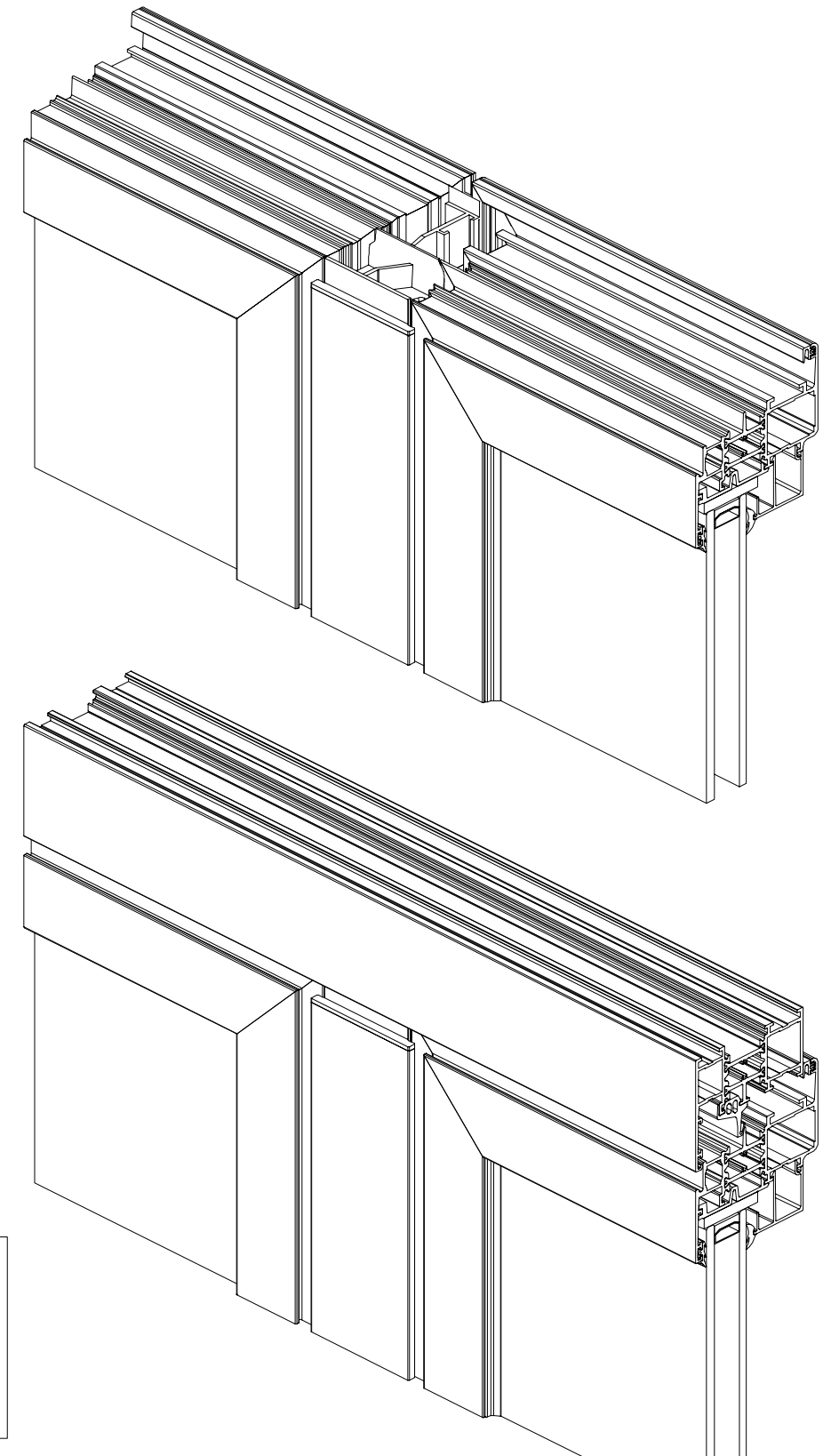
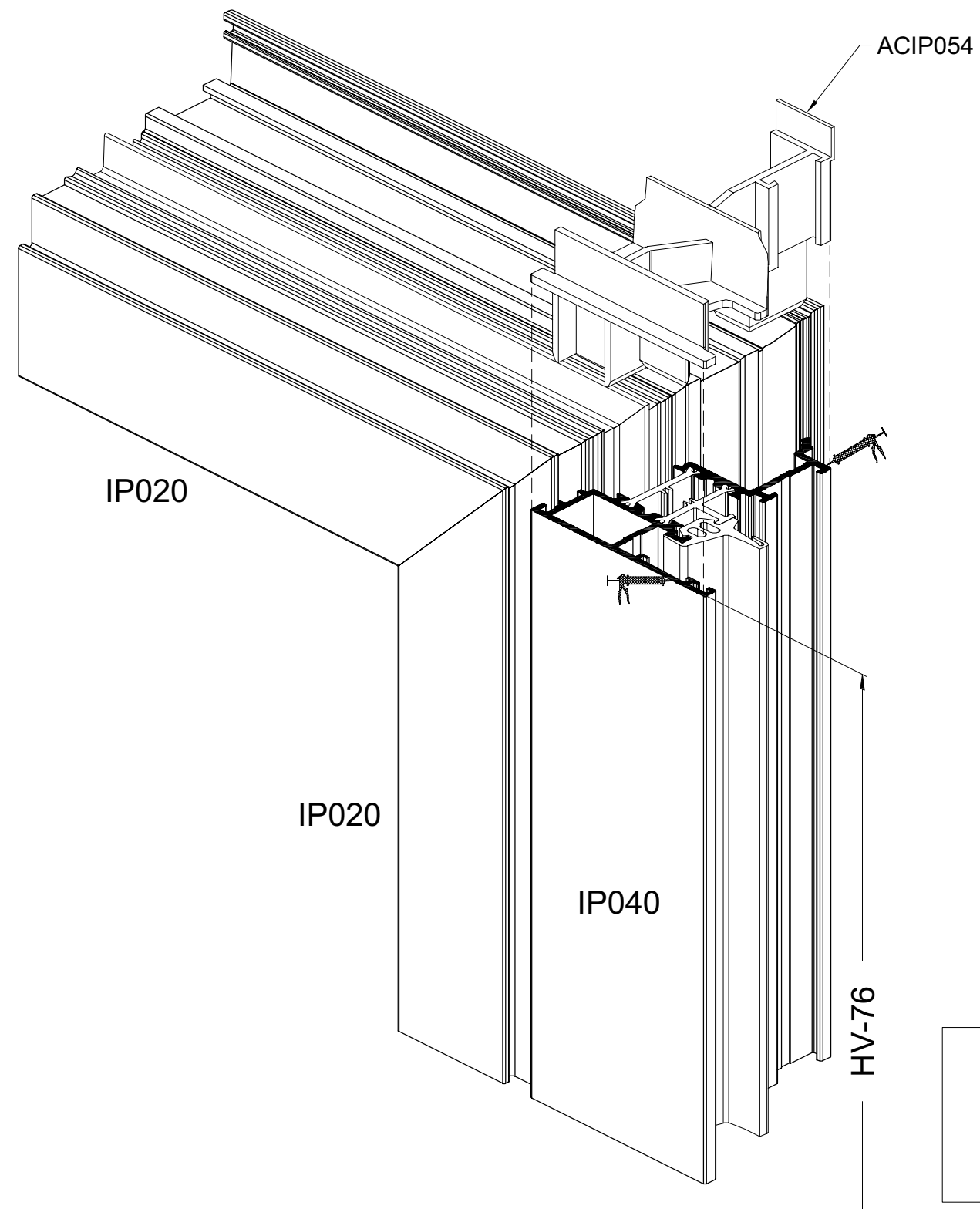
UITSPARING VOOR KRUK - UITSPARING VOOR WATERAFVOER
ENTAILLE POUR CREMONE - ETAILLE POUR DRAINAGE
AUSSPARUNG FÜR GETRIEBE - AUSSPARUNG FÜR WASSERABFLUSS
MACHINING FOR HANDLES - MACHINING FOR DRAINAGE

WERKTEKENINGEN - DESSINS DE CONSTRUCTION - KONSTRUKTIONZEICHNUNGEN - CONSTRUCTION DRAWINGS



MONTAGE ACIP054
MONTAGE ACIP054
MONTAGE ACIP054
MONTAGE ACIP054

WERKTEKENINGEN - DESSINS DE CONSTRUCTION - KONSTRUKTIONZEICHNUNGEN - CONSTRUCTION DRAWINGS

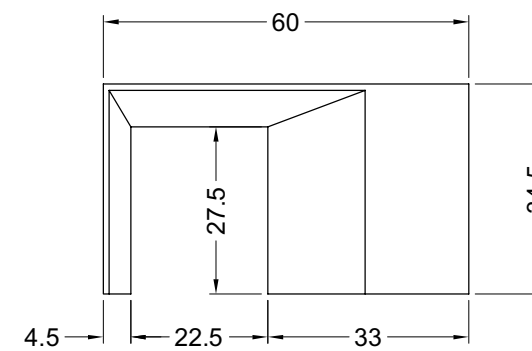
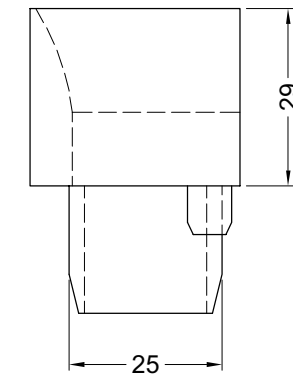
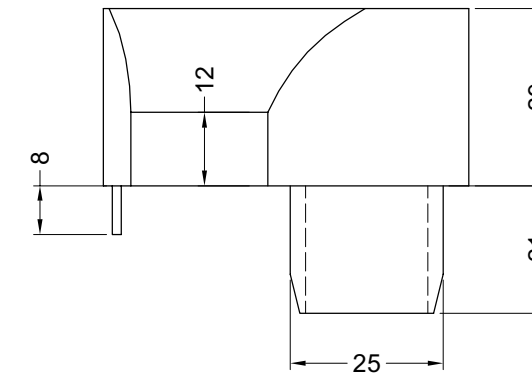
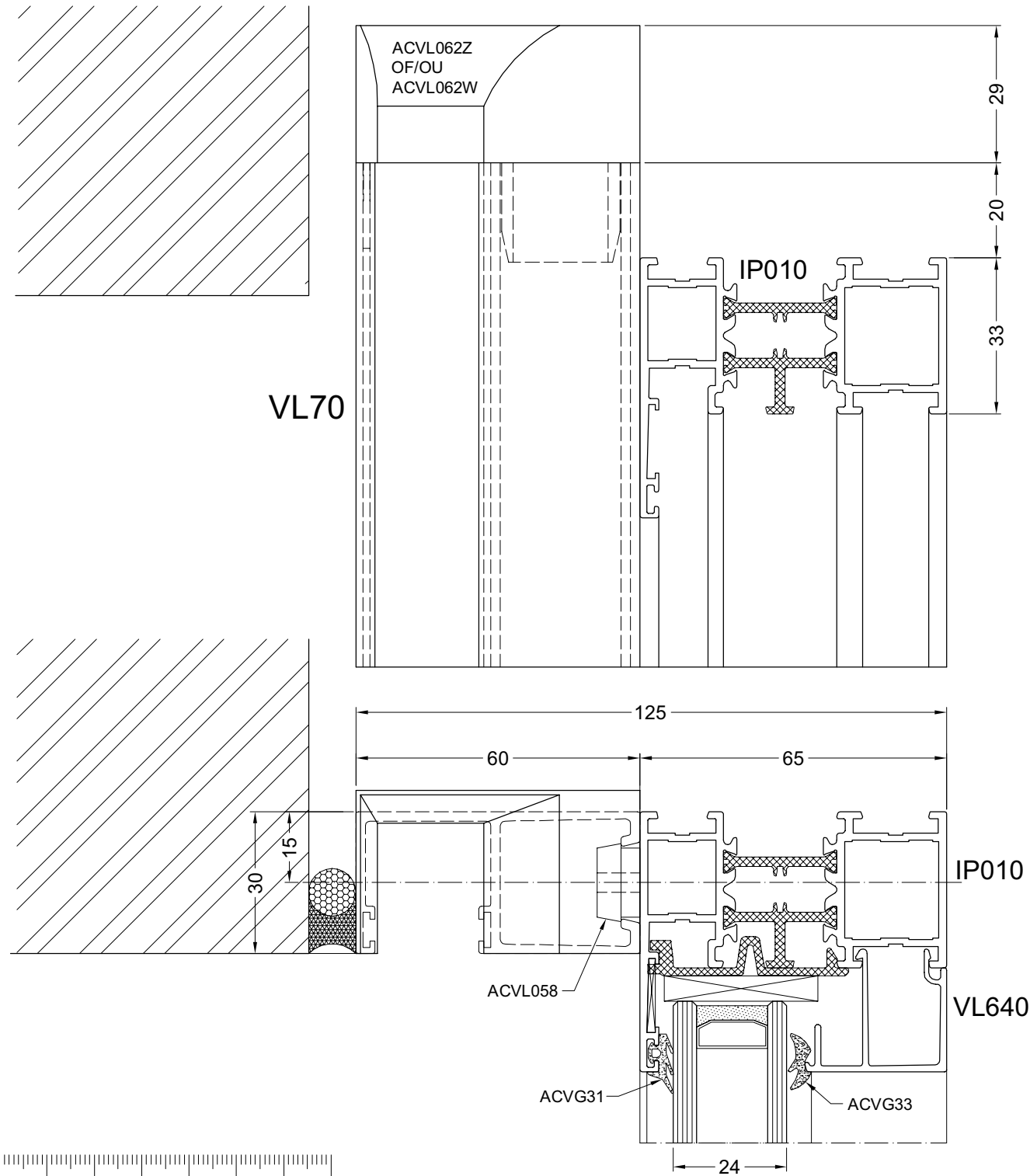


HV= Vleugelhoogte
Hauteur d'ouvrant
Flugel hohe
Vent height

stolp

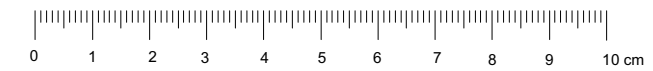
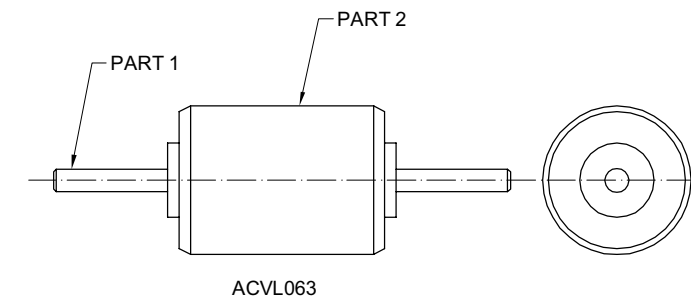
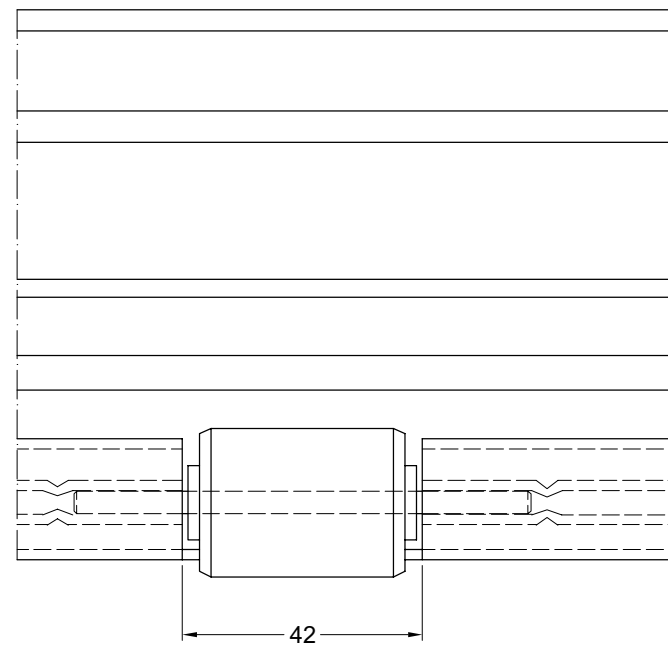
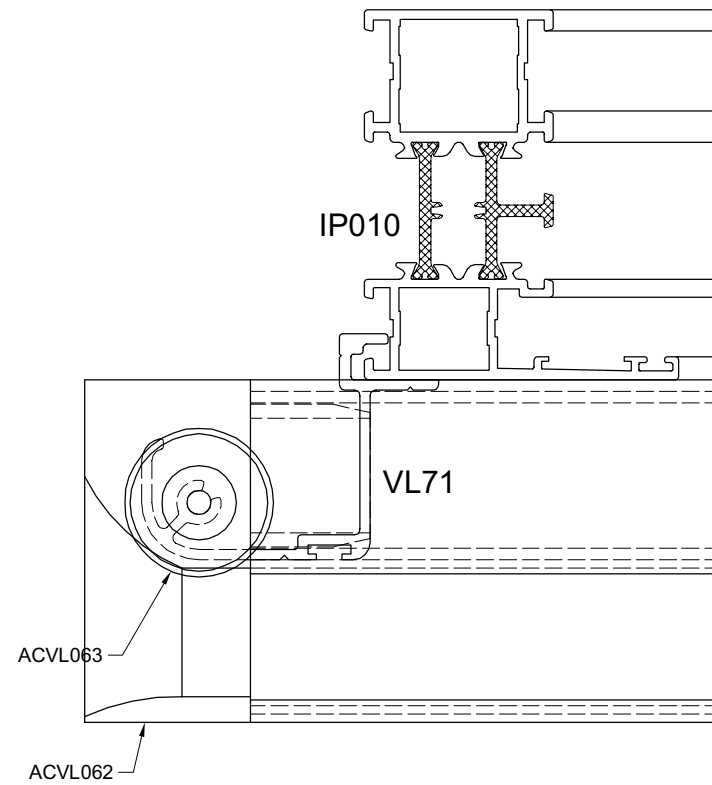
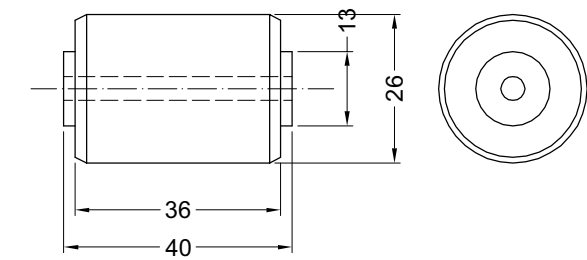
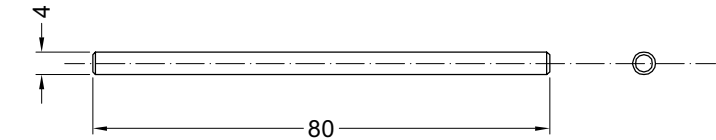
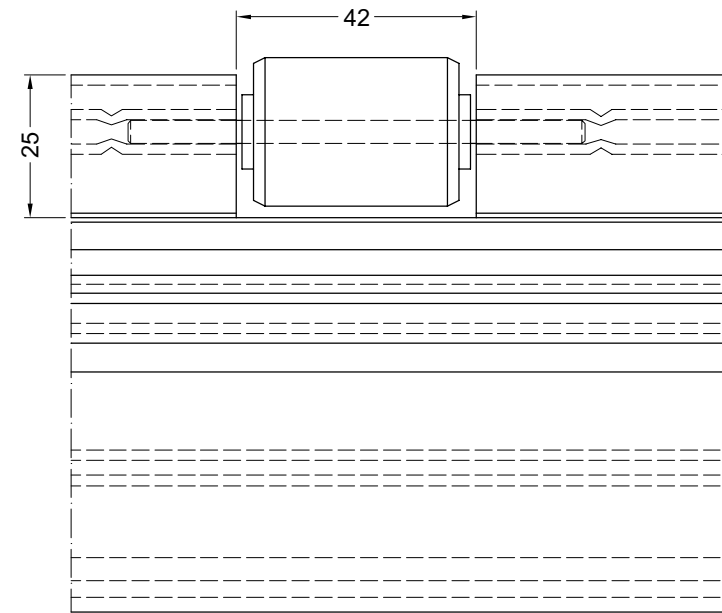
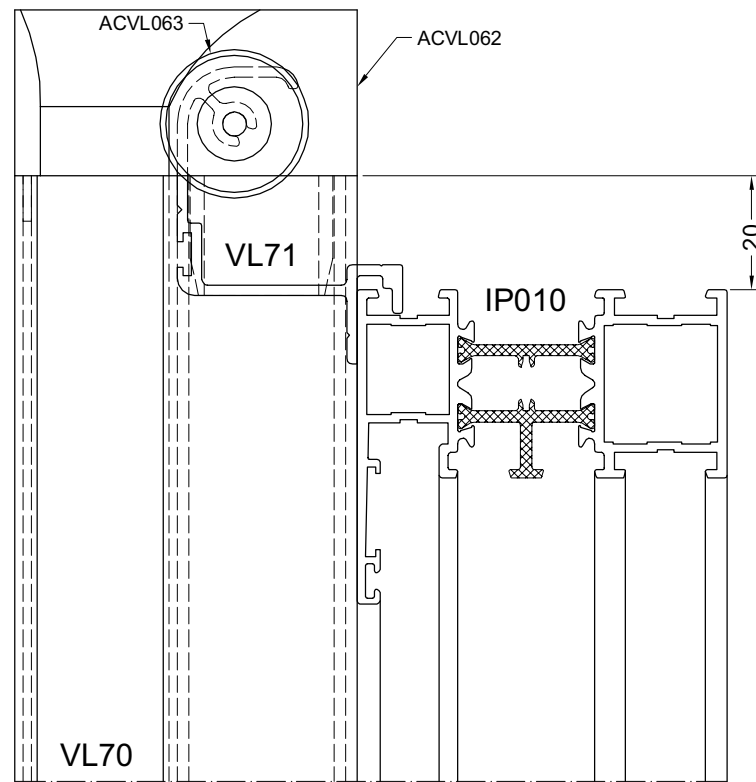
INLOOPSTUK ROLLUIK
EMBOUT POUR GUIDE STORE
EINLAUFSTÜCK ROLLADEN FÜRUNG
ENTERPIECE FOR ROLLING SHUTTER

WERKTEKENINGEN - DESSINS DE CONSTRUCTION - KONSTRUKTIONZEICHNUNGEN - CONSTRUCTION DRAWINGS



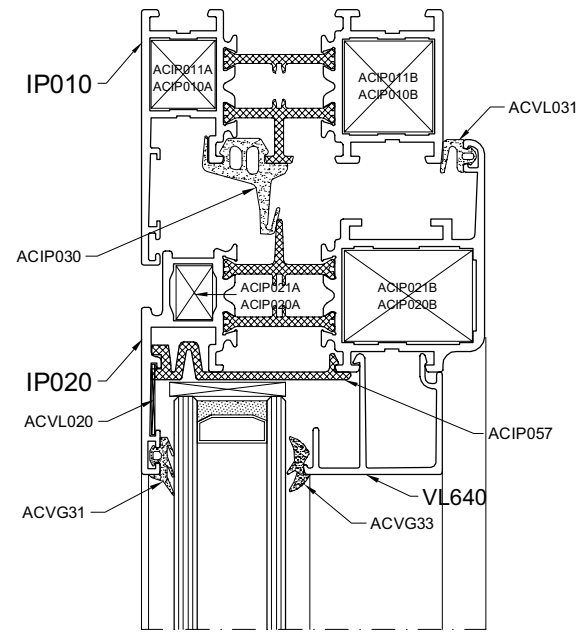
Z = ZWART-NOIR-SCHWARZ-BLACK
W = WIT-BLANC-WEISS-WHITE



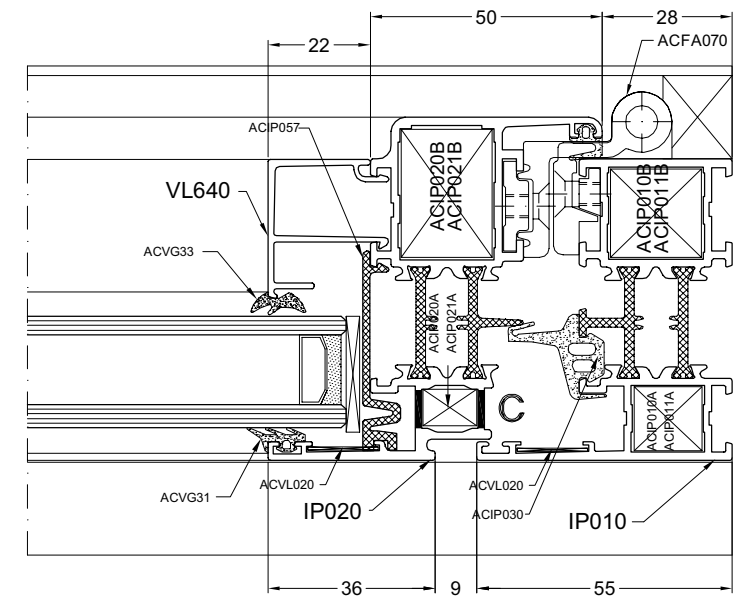
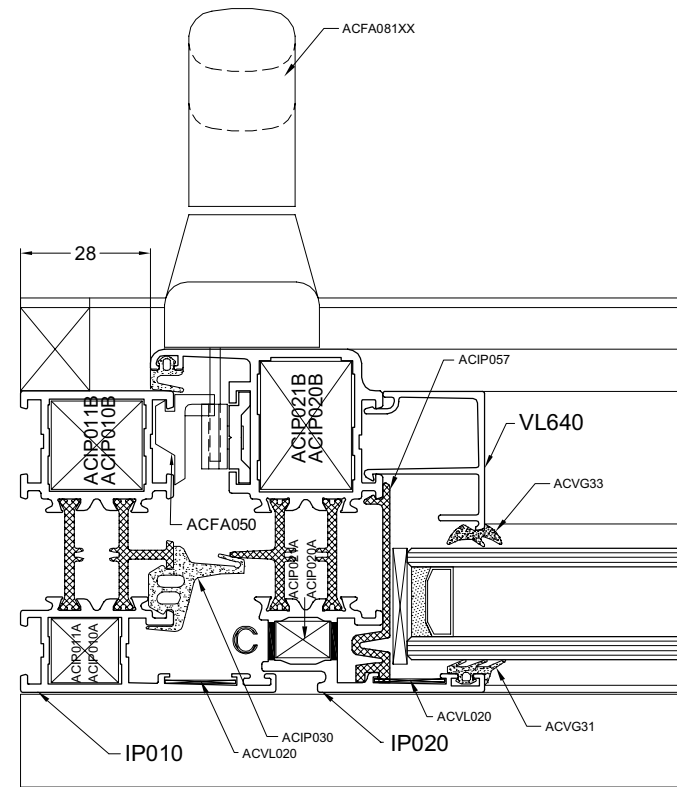
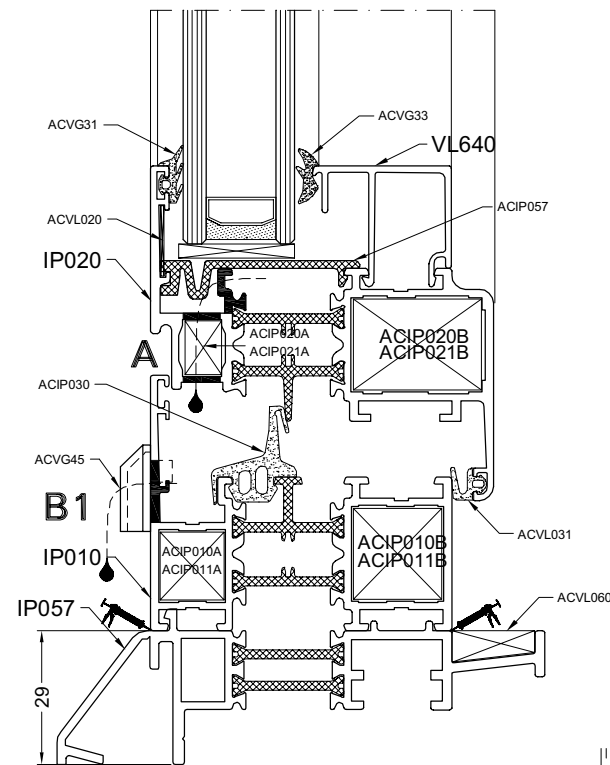
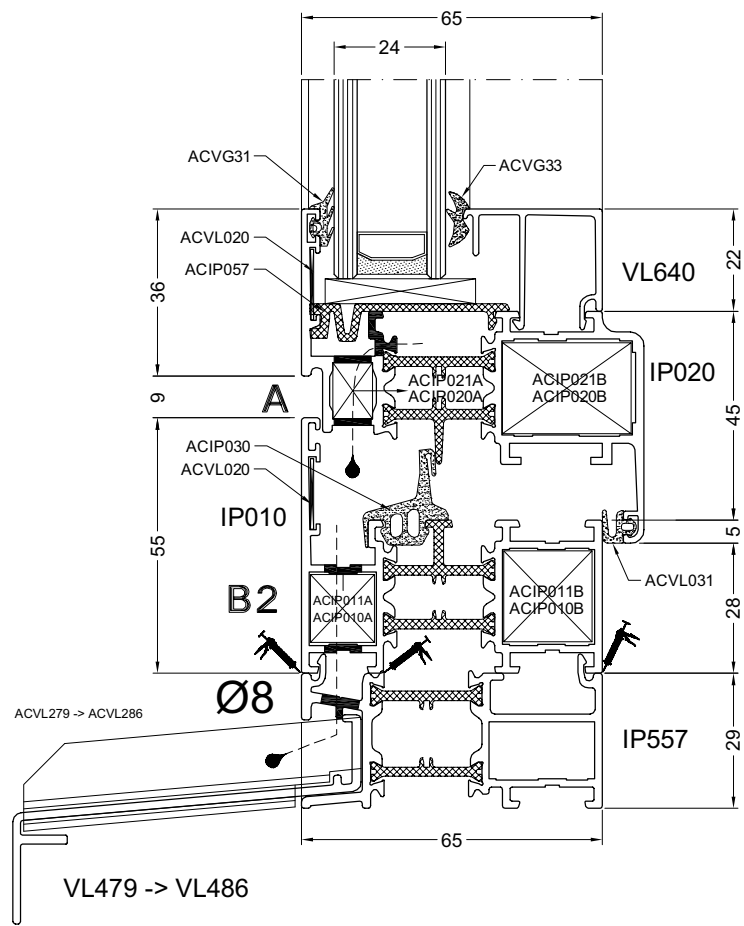
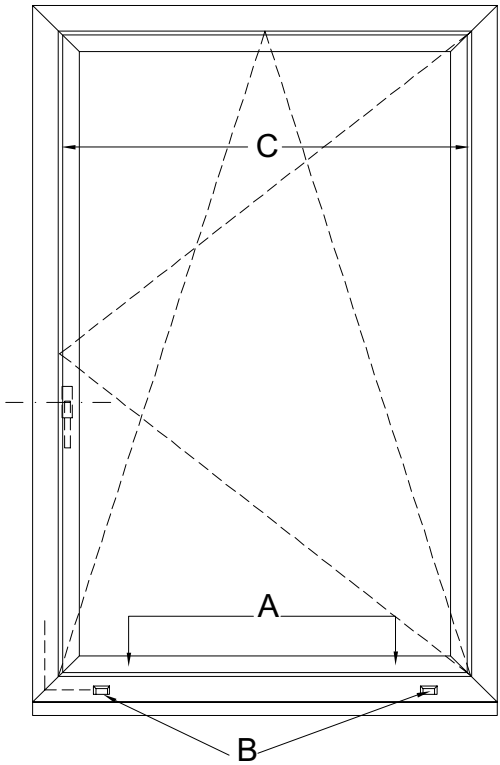


ONTLUCHTING EN ONTWATERING
VENTILATION ET DRAINAGE
ENTLUFTUNG UND ENTWASSERUNG
VENTILATION AND DRAINING

WERKTEKENINGEN - DESSINS DE CONSTRUCTION - KONSTRUKTIONZEICHNUNGEN - CONSTRUCTION DRAWINGS



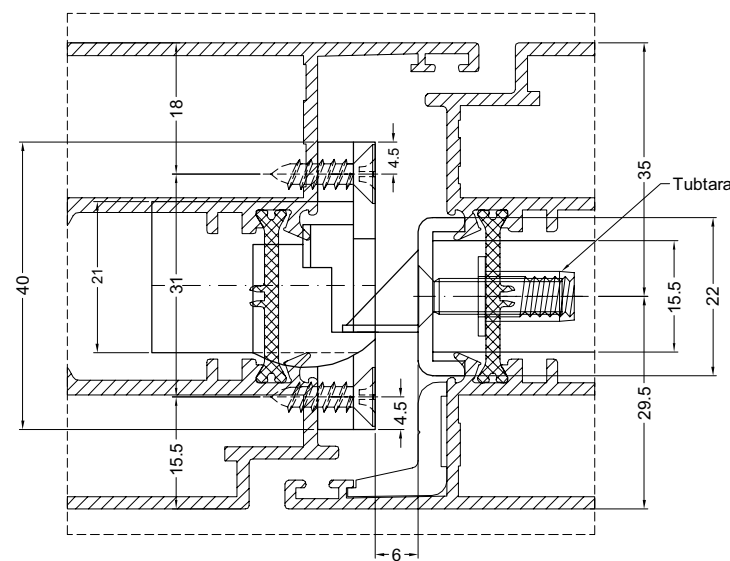
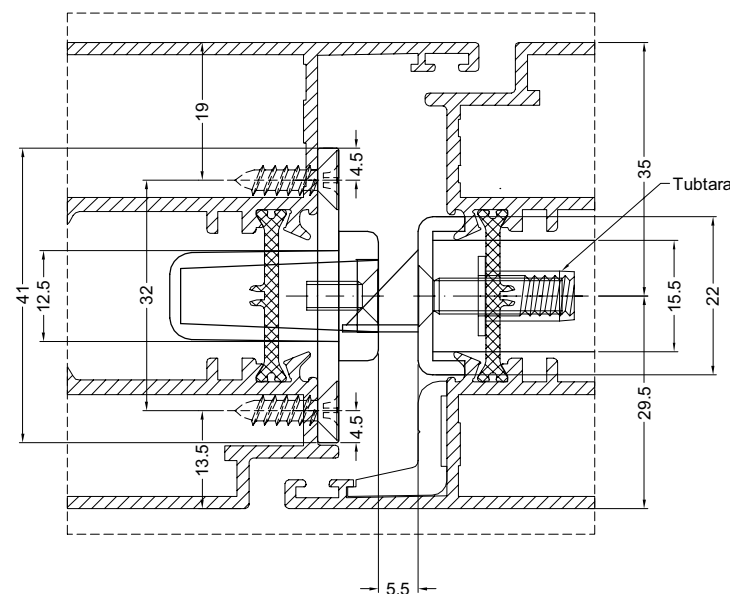
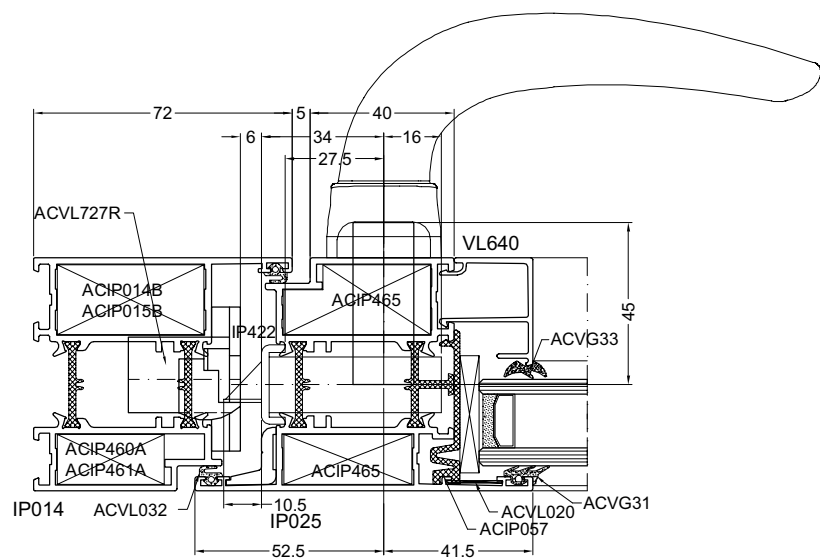
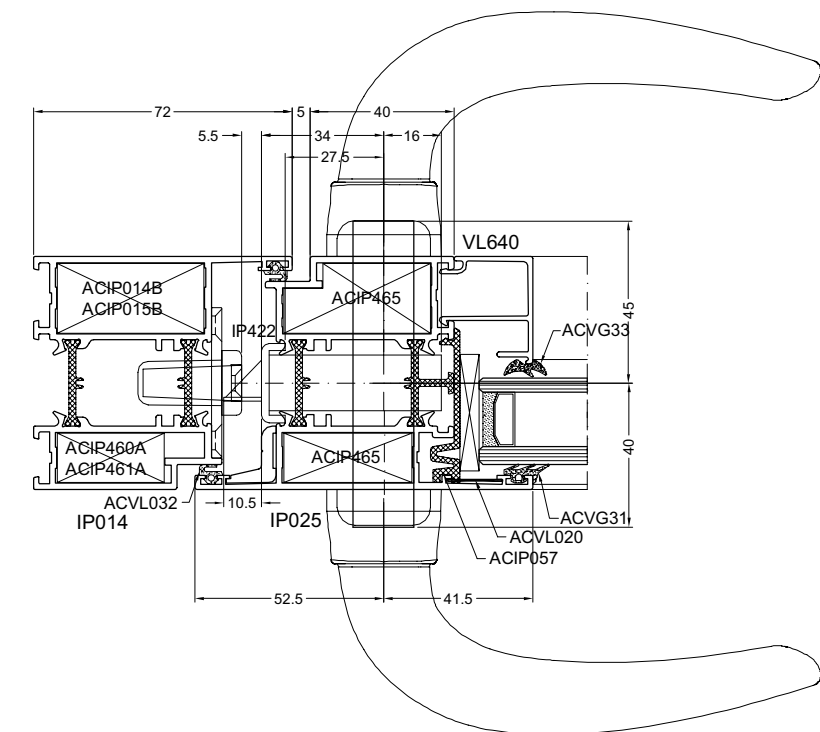
- A** ONTWATERING VLEUGEL 2XØ8
DRAINAGE OUVRANT 2XØ8
DRAINAGE FLUGEL 2XØ8
DRAINAGE VENT 2XØ8
- B1** ONTWATERING KOZIJN 2X SLEUF 25X13
DRAINAGE DORMANT 2X BOUTONNIERE 25X13
DRAINAGE RAHMEN 2X SCHLITZ 25X13
DRAINAGE FRAME 2X GROOVE 25X13
- B2** ONTWATERING KOZIJN 2X Ø8
DRAINAGE DORMANT 2X Ø8
DRAINAGE RAHMEN 2X Ø8
DRAINAGE FRAME 2X Ø8
- C** GLASSPONNING ONTLUCHTING 2XØ8
VENTILATION FEUILLURE 2XØ8
ENTLUFTUNG GLAS SCHLITZ 2XØ8
VENTILATION GLAZING GROOVE 2XØ8



ontluchting

MONTAGE SLOT IN IP014-IP025
MONTAGE SERRURE POUR IP014-IP025
AUFSTELLEN SCHLOSS FÜR IP014-IP025
ASSEMBLY LOCK FOR IP014-IP025

WERKTEKENINGEN - DESSINS DE CONSTRUCTION - KONSTRUKTIONZEICHNUNGEN - CONSTRUCTION DRAWINGS



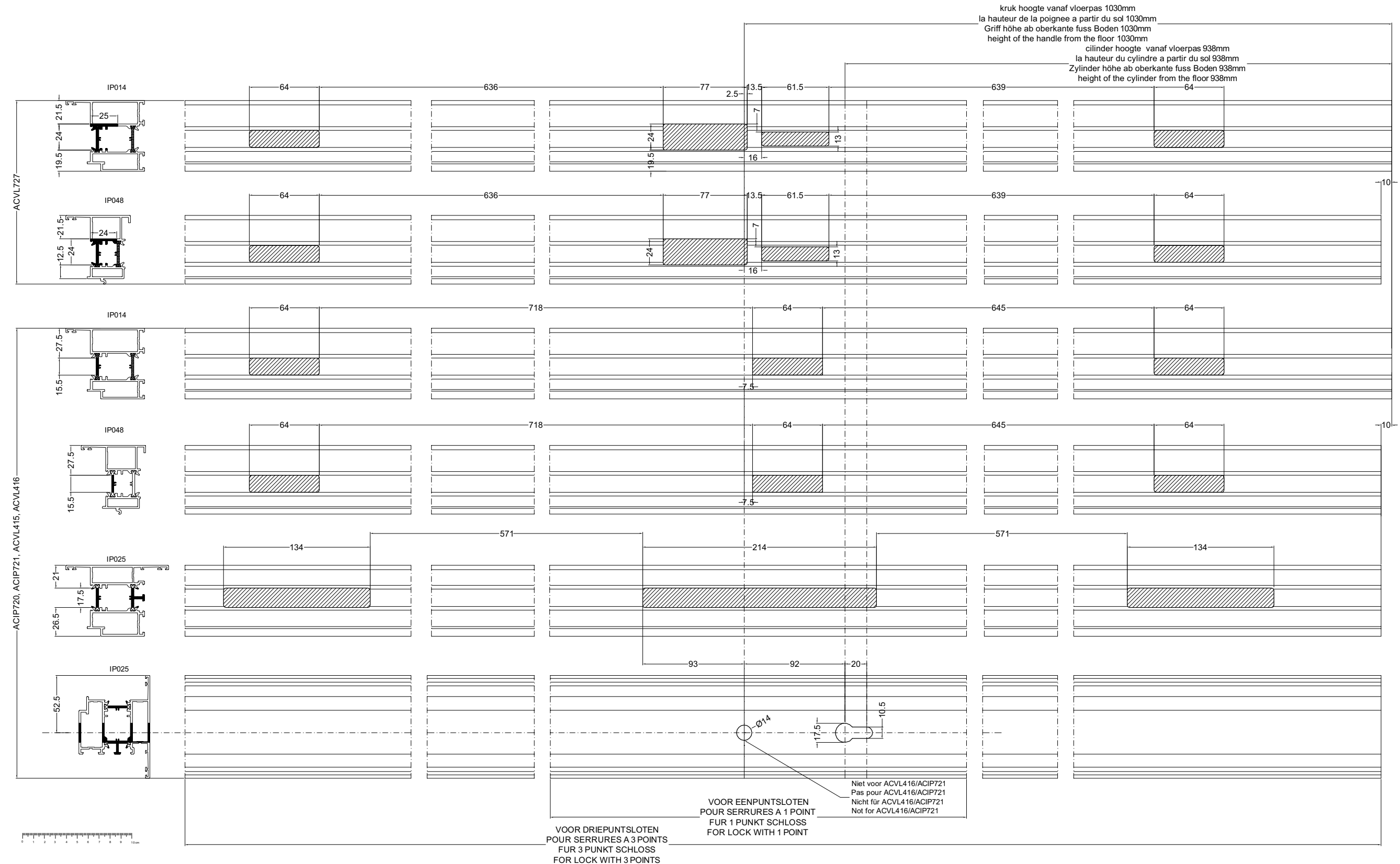
TOEPASSING		
APPLICATION	ACIP720	
ANWENDUNG	ACVL415	
APPLICATION		

DEUR PORTE TUR DOOR	Penslot Serrure à pêne Schloss mit Falle Lock with pen		Rolslot Serrure à rouleau Schloss mit rolle Lock with roll	
	1-punt 1-point 1-Punkt 1-Point	3-punt 3-points 3-Punkt 3-Points	1-punt 1-point 1-Punkt 1-Point	3-punt 3-points 3-Punkt 3-Points
Buitendraaiend Ouvrant vers l'extérieur Aussen öffnend Outside opening	ACIP720	ACVL415	ACIP721	ACVL416
Inox bevestiging Fixation en inox Inox fixierung Inox fixing	ACIP419	ACIP417	ACIP419	ACIP417
Elektrische slotplaat Electrique gache Elektrische schliess platte Electric lock plate	ACVL727L/R	ACVL727L/R		

Cilinderplaatje Cache cylindre Zylinder-rosette Cover for cylinder	Cilinder Cylindre Zylinder Cylinder	Cilinder 1/2 Cylindre 1/2 Zylinder 1/2 Cylinder 1/2
ACMX208 2x	ACVL409	ACMX01604

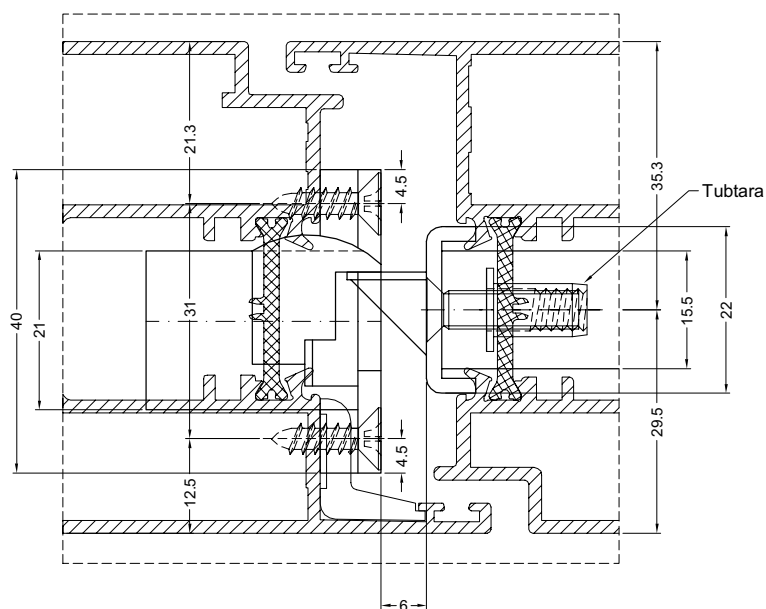
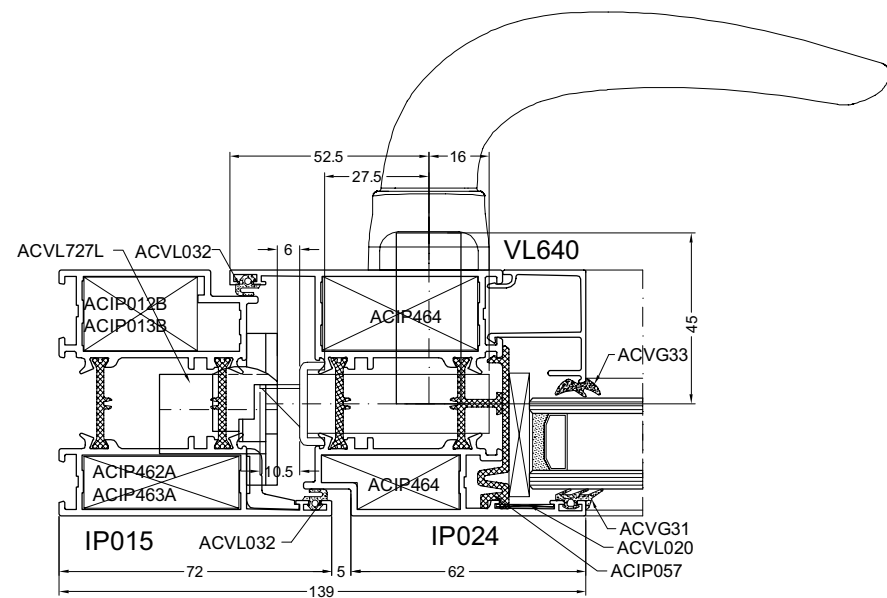
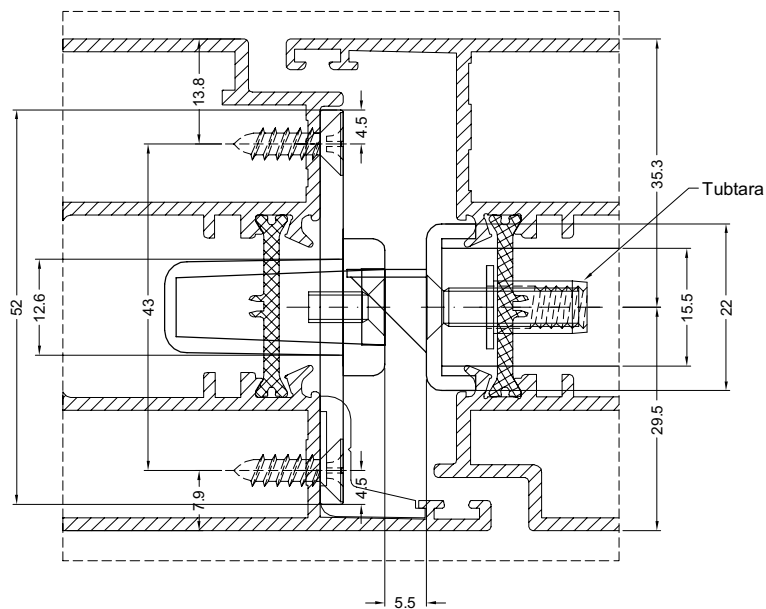
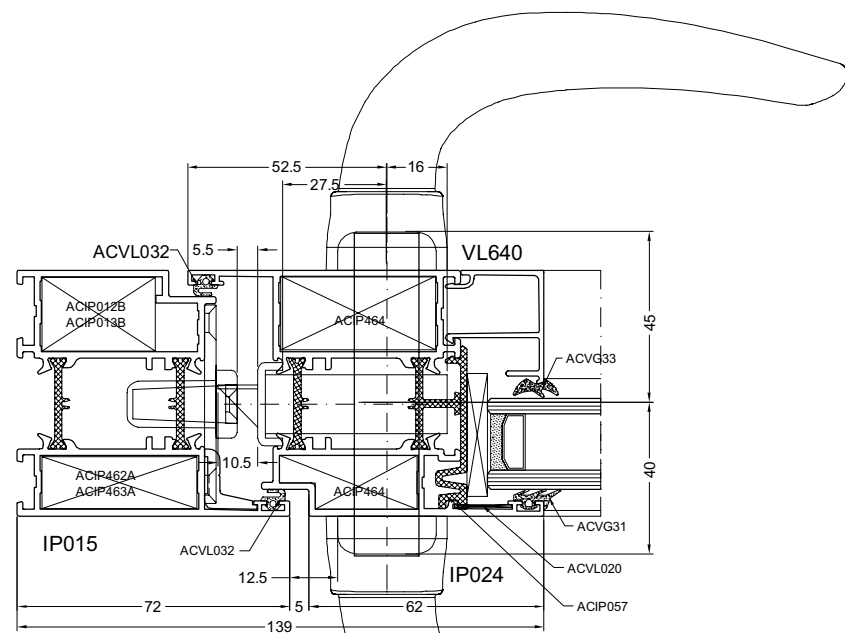
UITSPARING VOOR BUITENDRAAIENDE DEUREN VOOR SLOT ACIP720-ACVL415-ACIP721-ACVL416-ACVL727
 ENTAILLE POUR PORTES OUVRANT VERS L'EXTERIEUR POUR SERRURES ACIP720-ACVL415-ACIP721-ACVL416-ACVL727
 EINBAU FÜR TUREN NACH AUSSEN OFFEND FÜR SCHLOSSER ACIP720-ACVL415-ACIP721-ACVL416-ACVL727
 ENBEDDING FOR OUTSIDE OPENING DOORS FOR LOCK ACIP720-ACVL415-ACIP721-ACVL416-ACVL727

WERKTEKENINGEN - DESSINS DE CONSTRUCTION - KONSTRUKTIONZEICHNUNGEN - CONSTRUCTION DRAWINGS



MONTAGE SLOT IN IP015-IP024
MONTAGE SERRURE DANS IP015-IP024
MONTAGE SCHLOSSER IN IP015-IP024
MONTAGE LOCK IN IP015-IP024

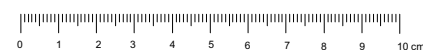
WERKTEKENINGEN - DESSINS DE CONSTRUCTION - KONSTRUKTIONZEICHNUNGEN - CONSTRUCTION DRAWINGS



TOEPASSING	ACIP720 ACVL415	
APPLICATION		
ANWENDUNG		
APPLICATION		

DEUR PORTE TUR DOOR	Penslot Serrure à pêne Schloss mit Falle Lock with pen		Rolslot Serrure à rouleau Schloss mit rolle Lock with roll	
	1-punt 1-point 1-Punkt 1-Point	3-punt 3-points 3-Punkt 3-Points	1-punt 1-point 1-Punkt 1-Point	3-punt 3-points 3-Punkt 3-Points
Binnendraaiend Ouvrant vers l'intérieur Innen öffnend Inside opening	ACIP720	ACVL415	ACIP721	ACVL416
Inox bevestiging Fixation en inox Inox fixierung Inox fixing	ACIP418	ACIP416	ACIP418	ACIP416
Elektrische slotplaat Electrique gache Elektrische schliess platte Electric lock plate	ACVL727L/R	ACVL727L/R		

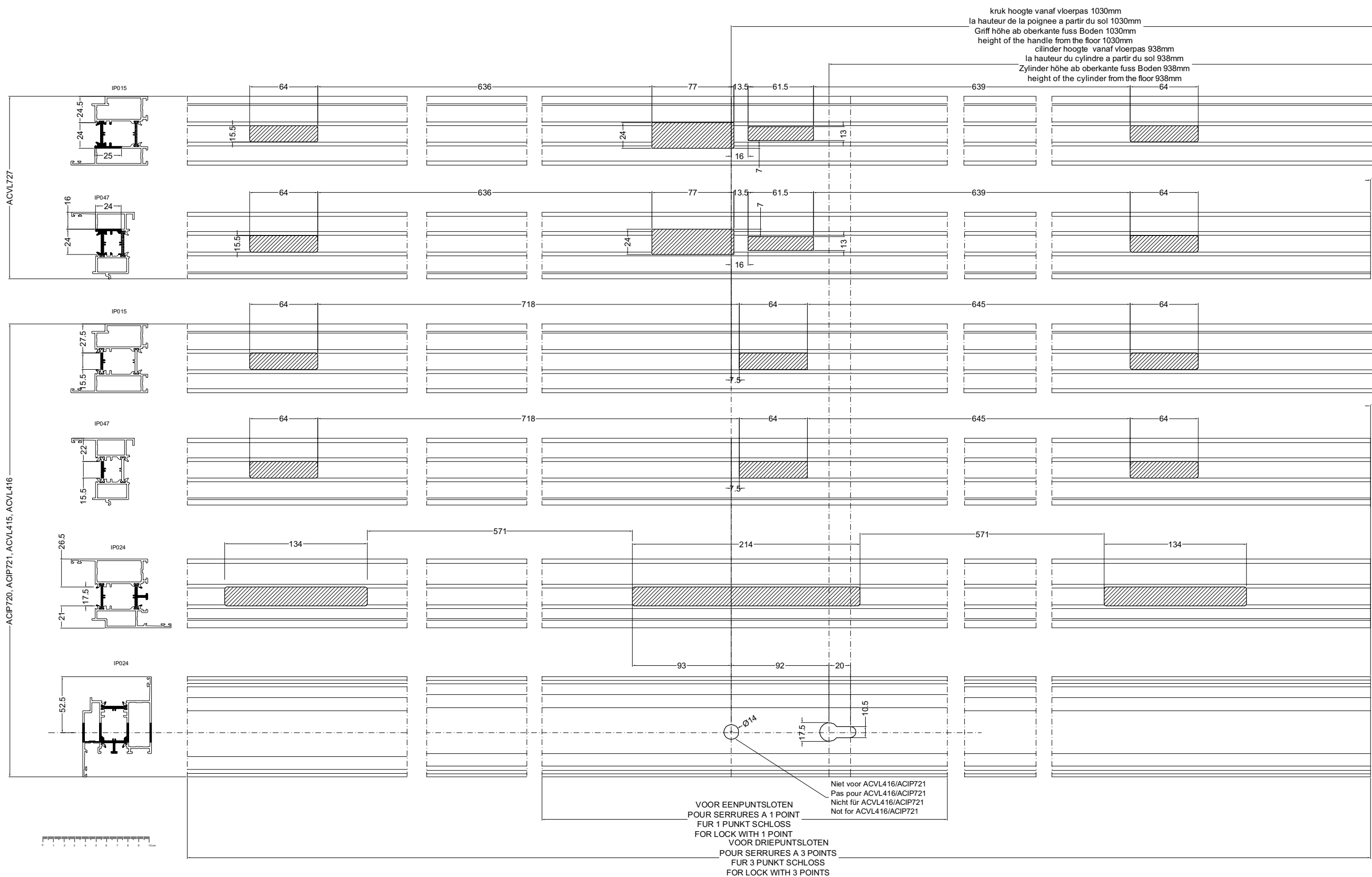
Cilinderplaatje Cache cylindre Zylinder-rosette Cover for cylinder	Cilinder Cylindre Zylinder Cylinder	Cilinder 1/2 Cylindre 1/2 Zylinder 1/2 Cylinder 1/2
ACMX208 2x	ACVL409	ACMX01604



ipslot1

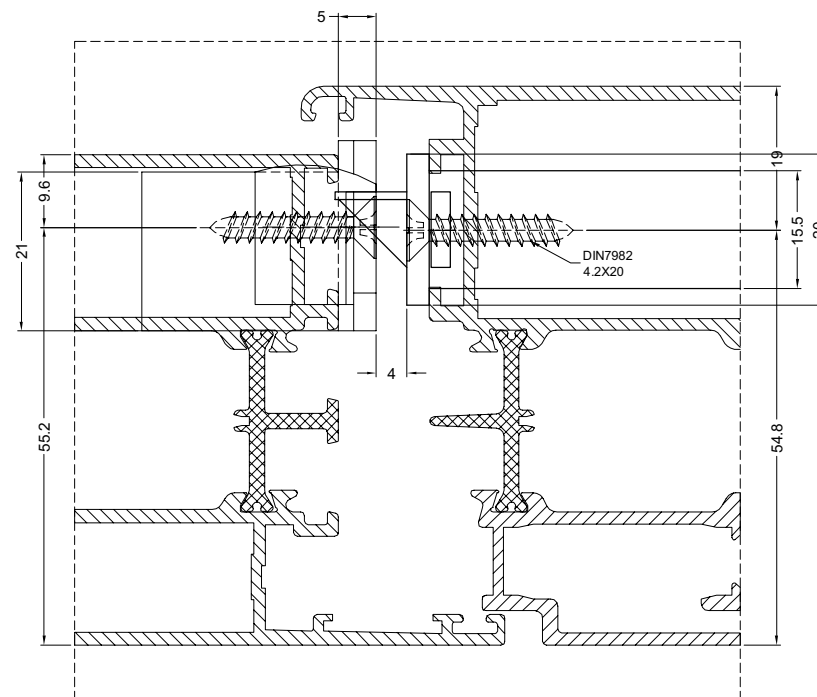
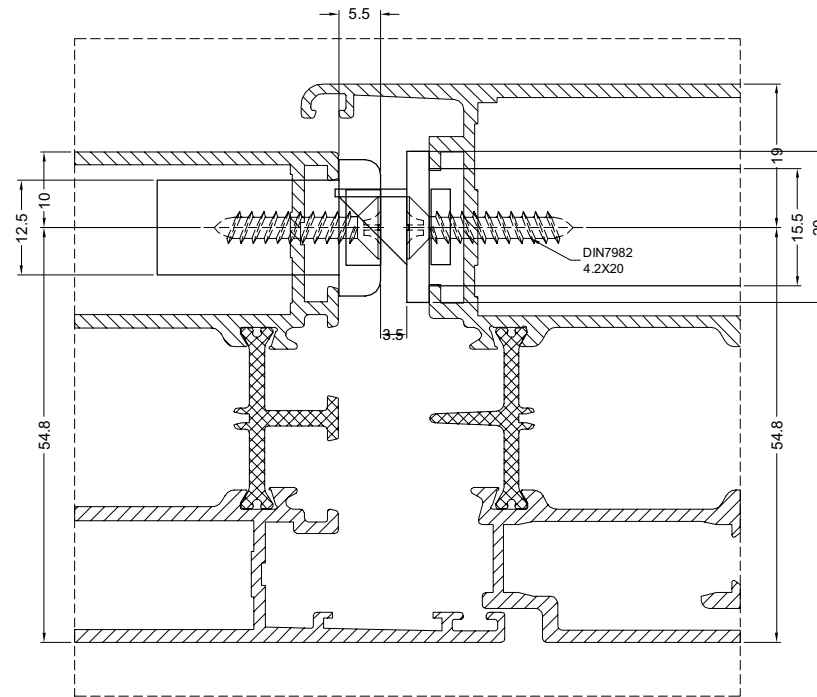
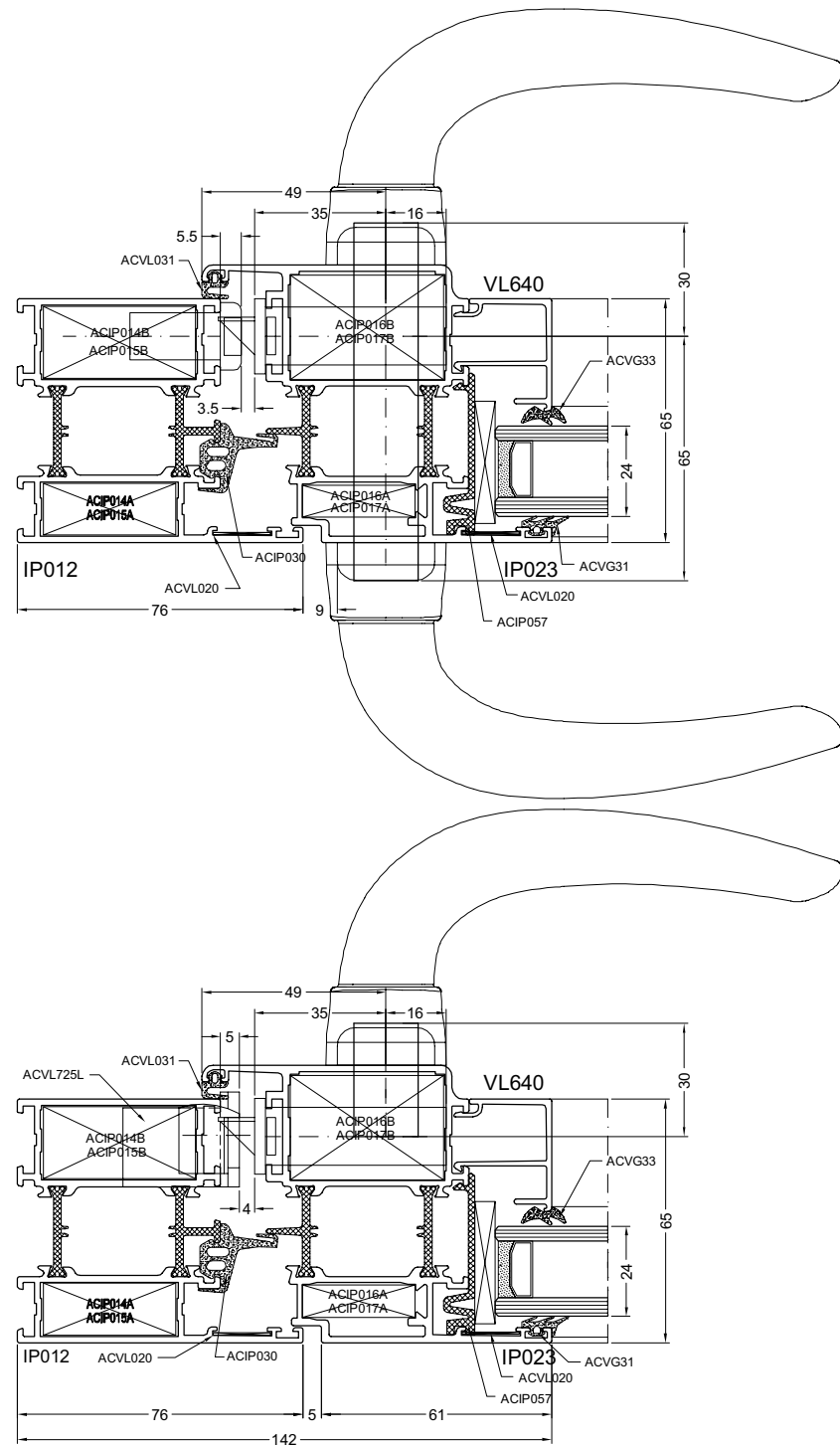
UITSPARING VOOR BINNENDRAAIENDE DEUREN VOOR SLOT ACIP720-ACVL415-ACIP721-ACVL416-ACVL727
 ENTAILLE POUR PORTES OUVRANT INTERIEUR POUR SERRURE ACIP720-ACVL415-ACIP721-ACVL416-ACVL727
 EINBAU FÜR TUREN NACH INNEN OFFNEND FÜR SCHLOSSER ACIP720-ACVL415-ACIP721-ACVL416-ACVL727
 ENBEDDING FOR INSIDE OPENING DOORS FOR LOCK ACIP720-ACVL415-ACIP721-ACVL416-ACVL727

WERKTEKENINGEN - DESSINS DE CONSTRUCTION - KONSTRUKTIONZEICHNUNGEN - CONSTRUCTION DRAWINGS



MONTAGE SLOT IN IP012-IP023
MONTAGE SERRURE DANS IP012-IP023
MONTAGE SCHLOSSER IN IP012-IP023
MONTAGE LOCK IN IP012-IP023

WERKTEKENINGEN - DESSINS DE CONSTRUCTION - KONSTRUKTIONZEICHNUNGEN - CONSTRUCTION DRAWINGS



TOEPASSING		
APPLICATION	ACVL705	
ANWENDUNG	ACVL707	
APPLICATION		

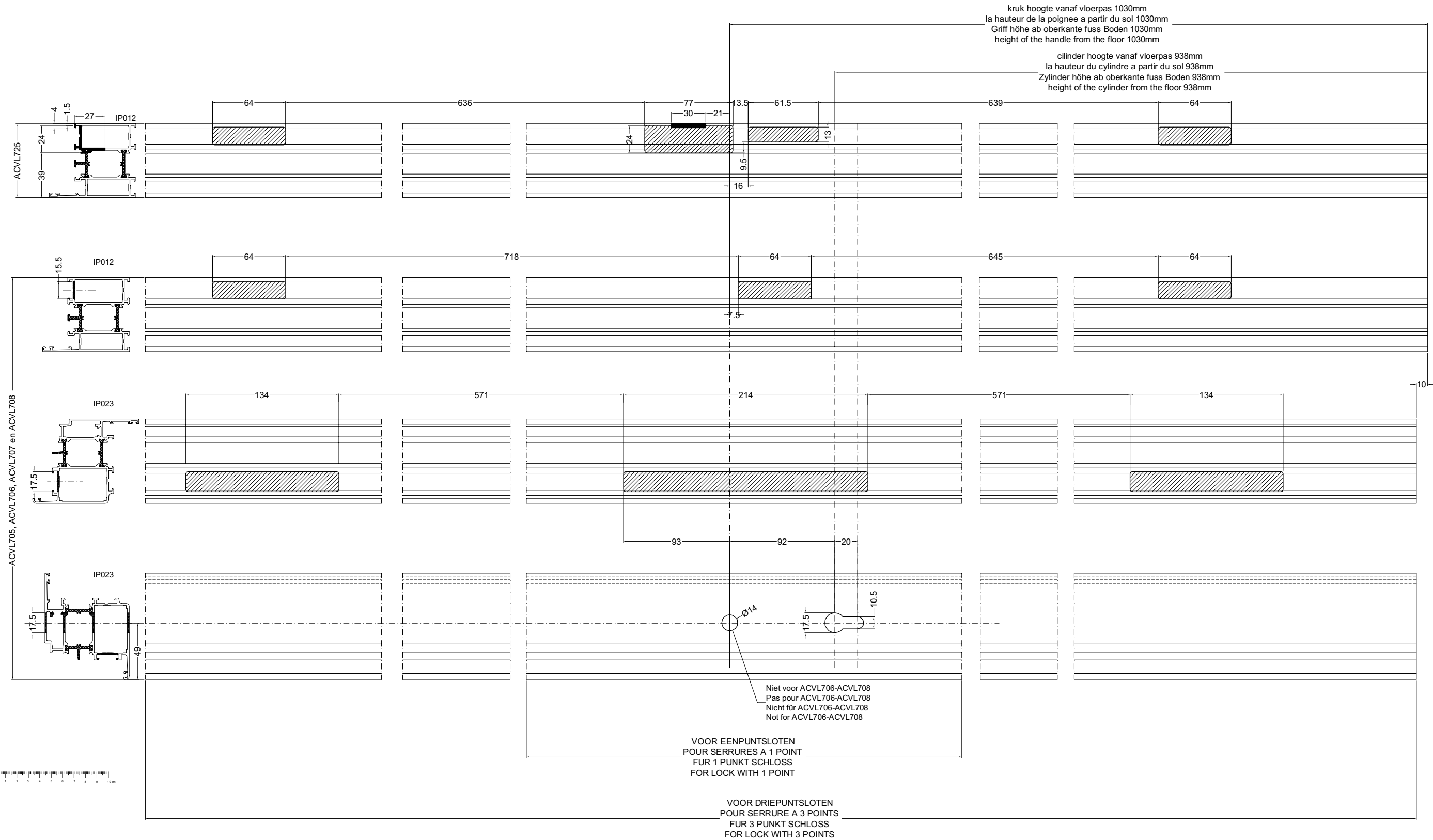
DEUR PORTE TUR DOOR	Penslot Serrure à pène Schloss mit Falle Lock with pen		Rolslot Serrure à rouleau Schloss mit rolle Lock with roll	
	1-punt 1-point 1-Punkt 1-Point	3-punt 3-points 3-Punkt 3-Points	1-punt 1-point 1-Punkt 1-Point	3-punt 3-points 3-Punkt 3-Points
Binnendraaiend Ouvrant vers l'intérieur Innen öffnend Inside opening	ACVL705	ACVL707	ACVL706	ACVL708
Elektrische slotplaat Electrique gache Elektrische schliess platte Electric lock plate	ACVL725L/R	ACVL725L/R		

Cilinderplaatje Cache cylindre Zylinder-rosette Cover for cylinder	Cilinder Cylindre Zylinder Cylinder	Cilinder 1/2 Cylindre 1/2 Zylinder 1/2 Cylinder 1/2
ACMX208 2x	ACMX01614	ACMX01601



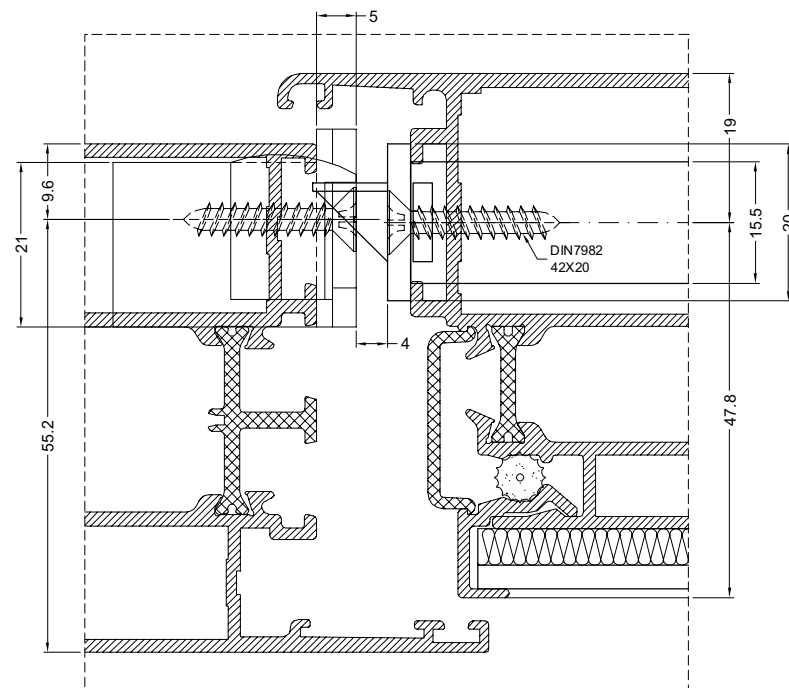
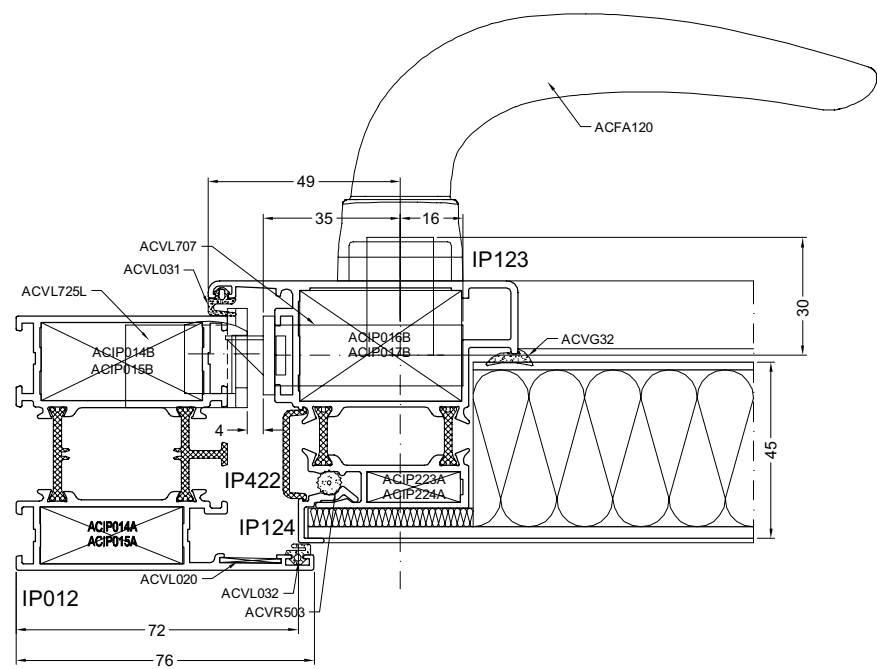
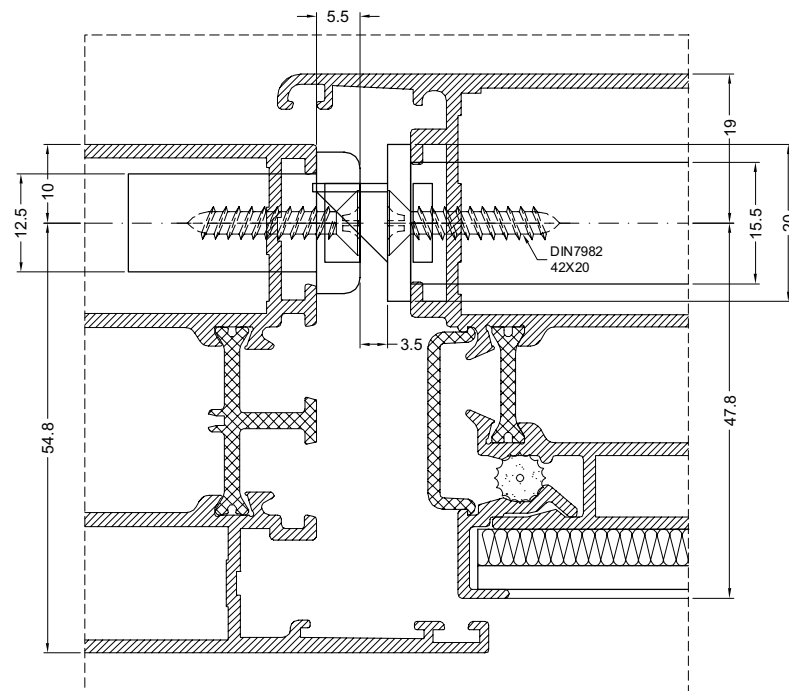
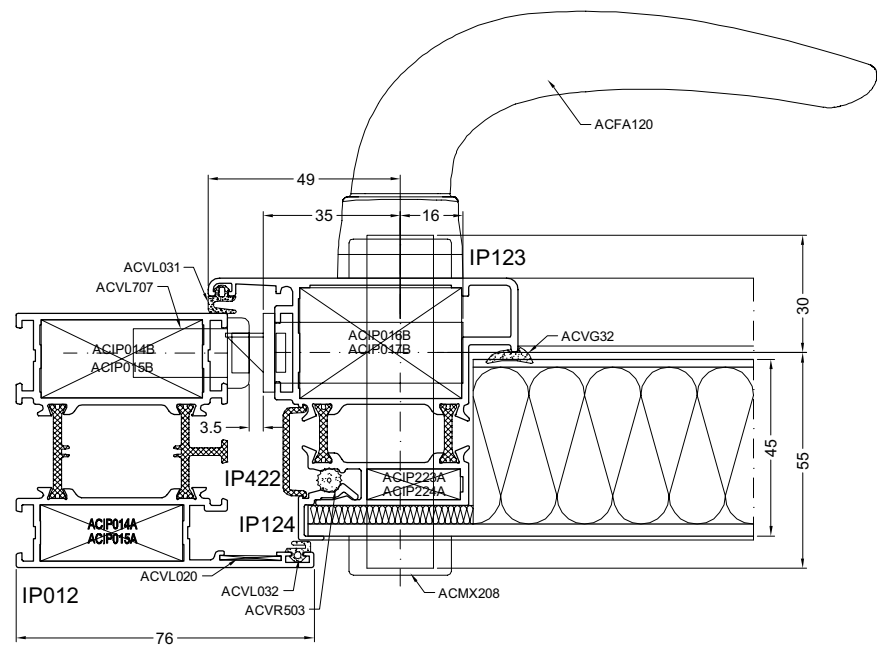
UITSPARING VOOR BINNENDRAAIENDE DEUREN VOOR SLOT ACVL705-ACVL706-ACVL707-ACVL708-ACVL725
 ENTAILLE POUR PORTES OUVRANT INTERIEUR POUR SERRURE ACVL705-ACVL706-ACVL707-ACVL708-ACVL725
 EINBAU FÜR TUREN NACH INNEN OFFNEND FÜR SCHLOSSER ACVL705-ACVL706-ACVL707-ACVL708-ACVL725
 ENBEDDING FOR INSIDE OPENING DOORS FOR LOCK ACVL705-ACVL706-ACVL707-ACVL708-ACVL725

WERKTEKENINGEN - DESSINS DE CONSTRUCTION - KONSTRUKTIONZEICHNUNGEN - CONSTRUCTION DRAWINGS



MONTAGE SLOT IN IP012-IP123/IP124
MONTAGE SERRURE DANS IP012-IP123/IP124
MONTAGE SCHLOSSER IN IP012-IP123/IP124
MONTAGE LOCK IN IP012-IP123/IP124

WERKTEKENINGEN - DESSINS DE CONSTRUCTION - KONSTRUKTIONZEICHNUNGEN - CONSTRUCTION DRAWINGS



TOEPASSING		
APPLICATION	ACVL705	
ANWENDUNG	ACVL707	
APPLICATION		

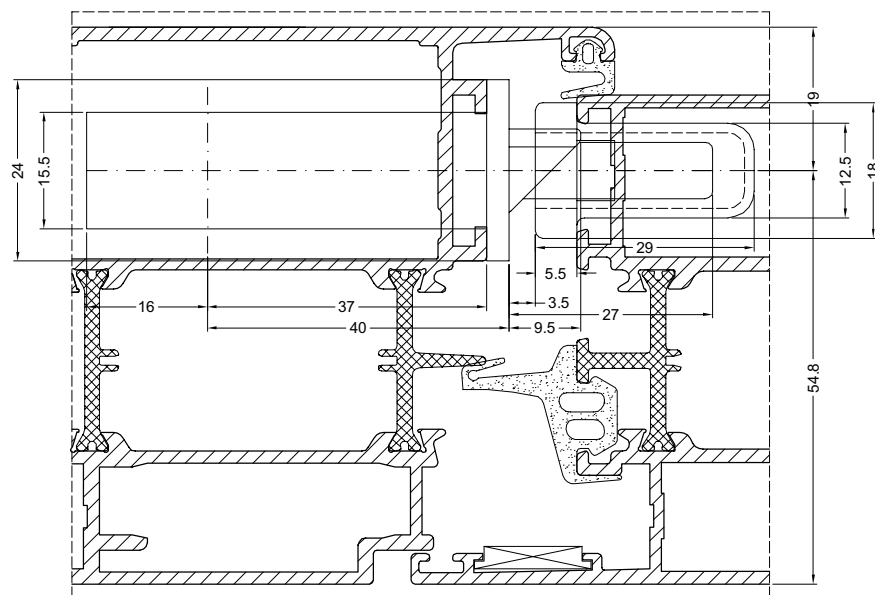
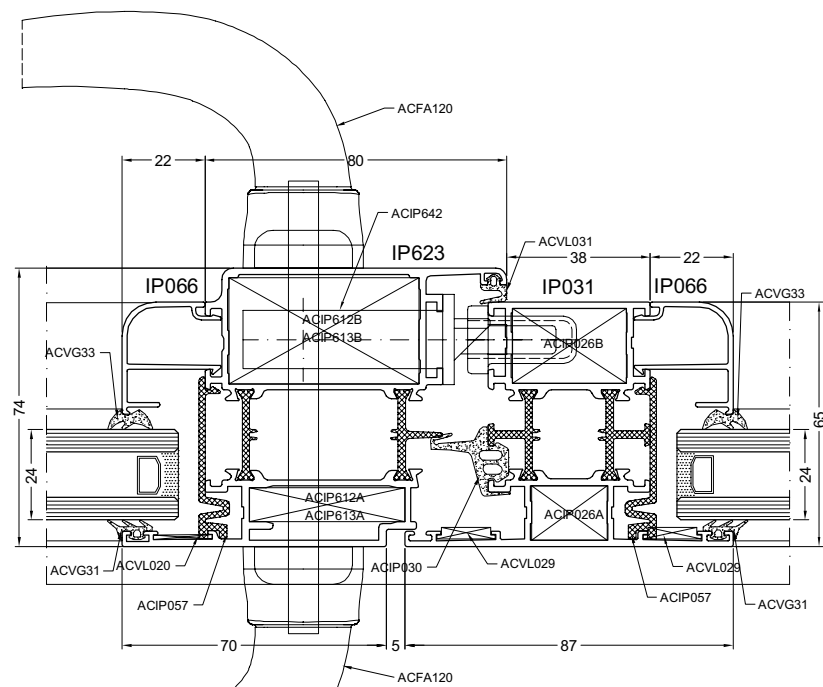
DEUR PORTE TUR DOOR	Penslot Serrure à pêne Schloss mit Falle Lock with pen		Rolslot Serrure à rouleau Schloss mit rolle Lock with roll	
	1-punt 1-point 1-Punkt 1-Point	3-punt 3-points 3-Punkt 3-Points	1-punt 1-point 1-Punkt 1-Point	3-punt 3-points 3-Punkt 3-Points
Binnendraaiend Ouvrant vers l'intérieur Innen öffnend Inside opening	ACVL705	ACVL707	ACVL706	ACVL708
Elektrische slotplaat Electrique gache Elektrische schliess platte Electric lock plate	ACVL725L/R	ACVL725L/R		

Cilinderplaatje Cache cylindre Zylinder-rosette Cover for cylinder	Cilinder Cylindre Zylinder Cylinder	Cilinder 1/2 Cylindre 1/2 Zylinder 1/2 Cylinder 1/2
ACMX208 2x	ACMX01613	ACMX01601

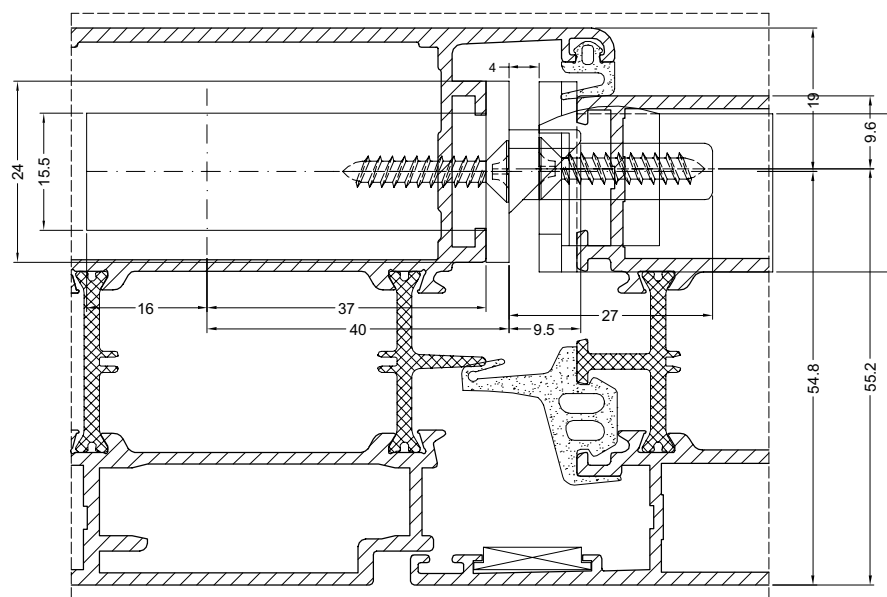
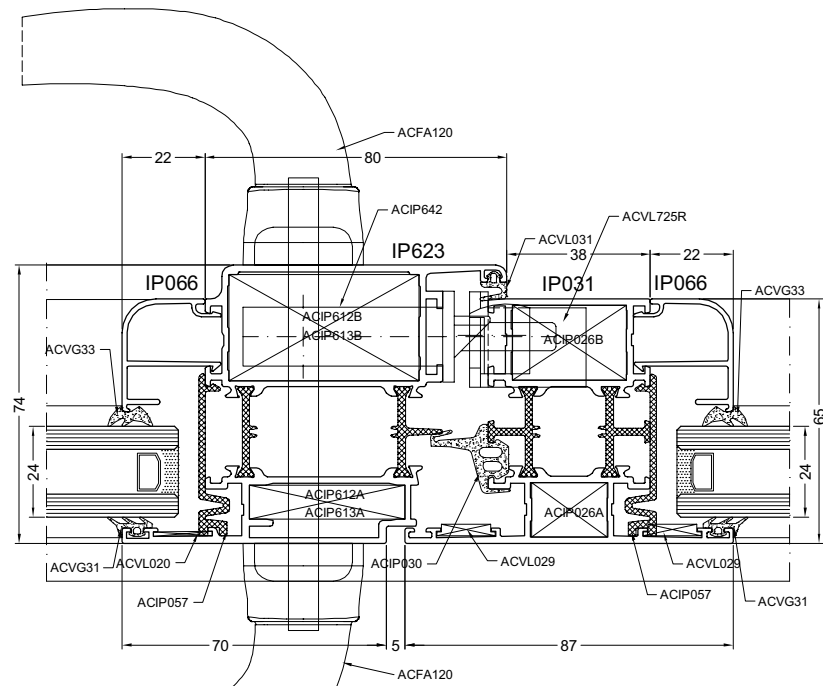


MONTAGE SLOT IN IP623
MONTAGE SERRURE POUR IP623
AUFSTELLEN SCHLOSS FÜR IP623
ASSEMBLY LOCK FOR IP623

WERKTEKENINGEN - DESSINS DE CONSTRUCTION - KONSTRUKTIONZEICHNUNGEN - CONSTRUCTION DRAWINGS




TOEPASSING	ACIP642	
APPLICATION		
ANWENDUNG		
APPLICATION		



DEUR PORTE TUR DOOR	Penslot Serrure à pène Schloss mit Falle Lock with pen	Enkel slot Serrure simple Schloss simple Single lock
	3-punt 3-points 3-Punkt 3-Points	
Binnendraaiend Ouvrant vers l'intérieur Innen öffnend Inside opening	ACIP642	ACIP640
Elektrische slotplaat Electrique gache Elektrische schliess platte Electric lock plate		
ACVL725L/R ACVL725L/R		

Cilinderplaatje Ecusson lacque Zylinder-rosette Cover for cylinder	Cilinder Cylindre Zylinder Cylinder	Cilinder 1/2 Cylindre 1/2 Zylinder 1/2 Cylinder 1/2
ACMX208 2x	ACMX01614	ACMX01601



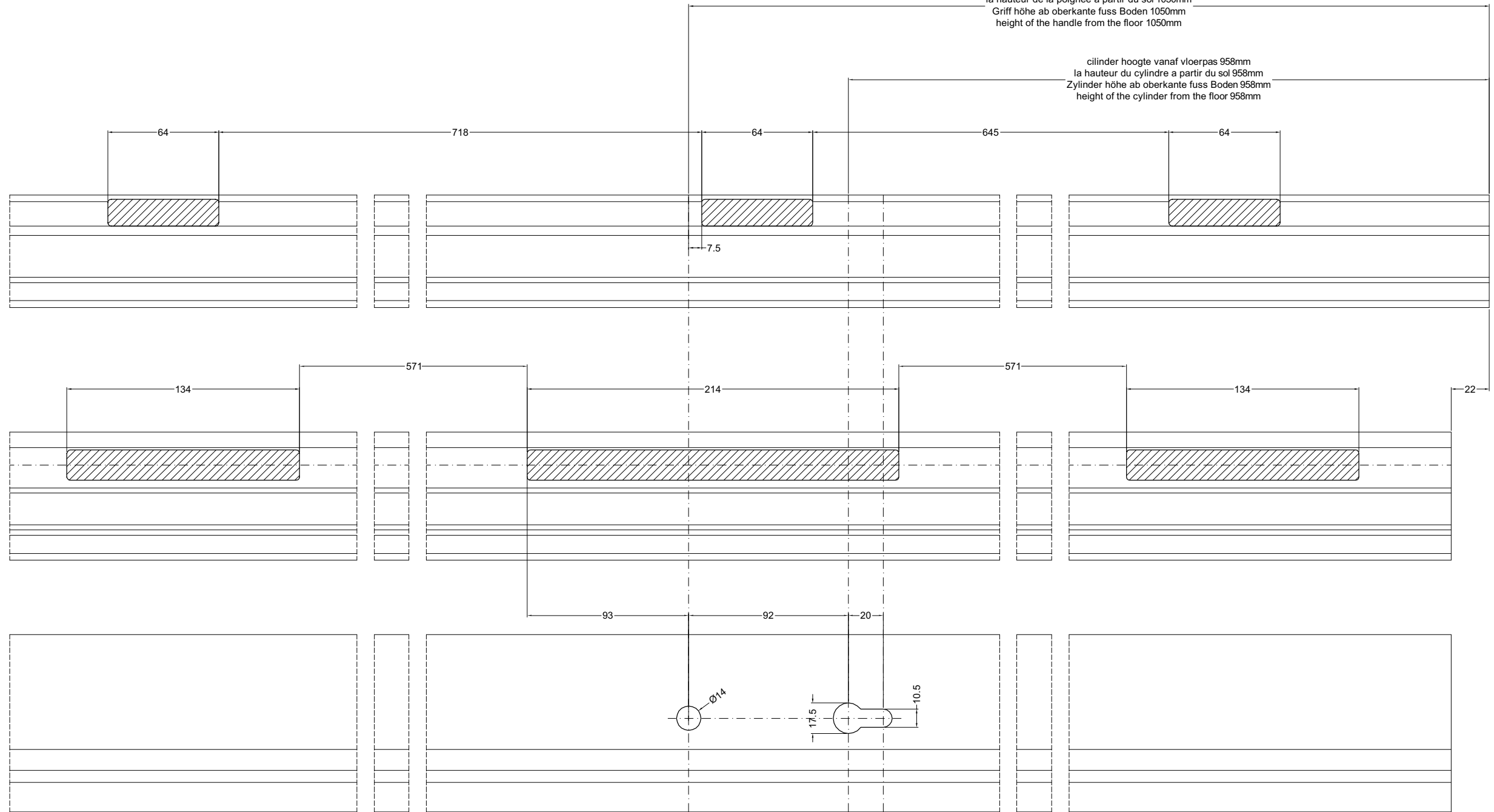
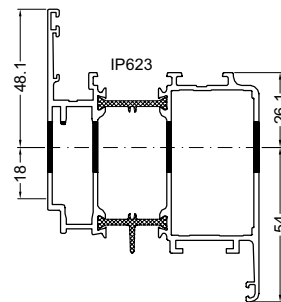
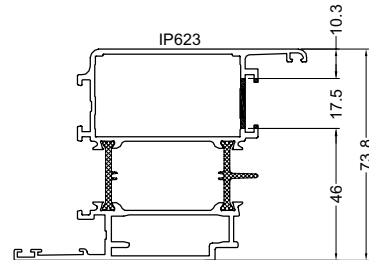
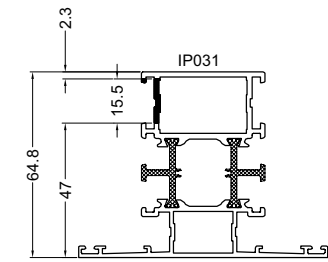
slotdeur

UITSPARING VOOR SLOT ACIP642
ENTAILLE POUR SERRURES ACIP642
EINBAU FÜR SCHLOSSER ACIP642
ENBEDDING FOR LOCK ACIP642

WERKTEKENINGEN - DESSINS DE CONSTRUCTION - KONSTRUKTIONZEICHNUNGEN - CONSTRUCTION DRAWINGS

kruk hoogte vanaf vloerpas 1050mm
la hauteur de la poignée a partir du sol 1050mm
Griff höhe ab oberkante fuss Boden 1050mm
height of the handle from the floor 1050mm

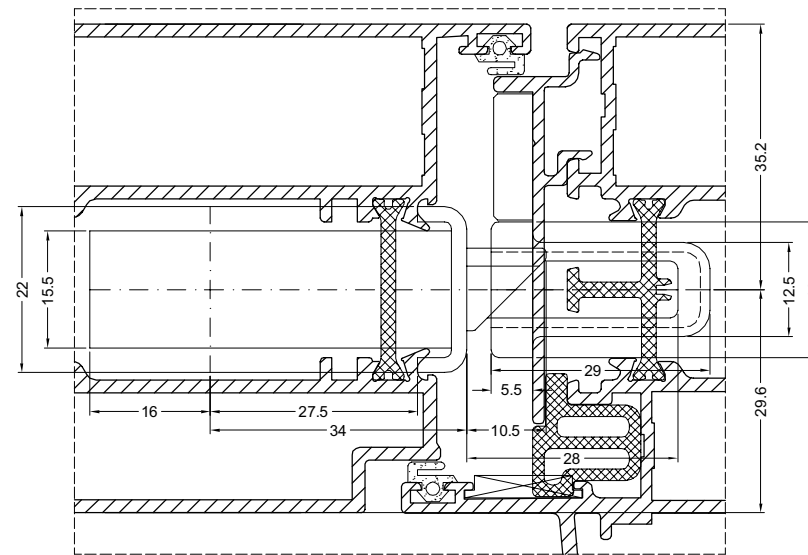
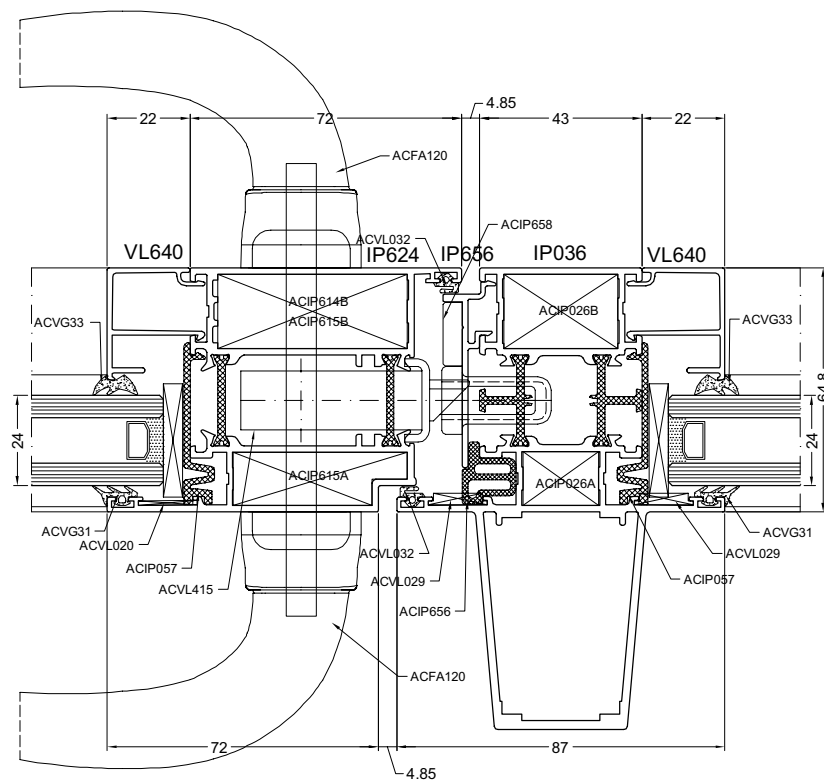
cilinder hoogte vanaf vloerpas 958mm
la hauteur du cylindre a partir du sol 958mm
Zylinder höhe ab oberkante fuss Boden 958mm
height of the cylinder from the floor 958mm



uitslot1

MONTAGE SLOT IN IP624
MONTAGE SERRURE POUR IP624
AUFSTELLEN SCHLOSS FÜR IP624
ASSEMBLY LOCK FOR IP624

WERKTEKENINGEN - DESSINS DE CONSTRUCTION - KONSTRUKTIONZEICHNUNGEN - CONSTRUCTION DRAWINGS



TOEPASSING	ACVL415	
APPLICATION		
ANWENDUNG		
APPLICATION		

DEUR PORTE TUR DOOR	Penslot Serrure à pêne Schloss mit Falle Lock with pen
	3-punt 3-points 3-Punkt 3-Points
Binnendraaiend Ouvrant vers l'intérieur Innen öffnend Inside opening	ACVL415

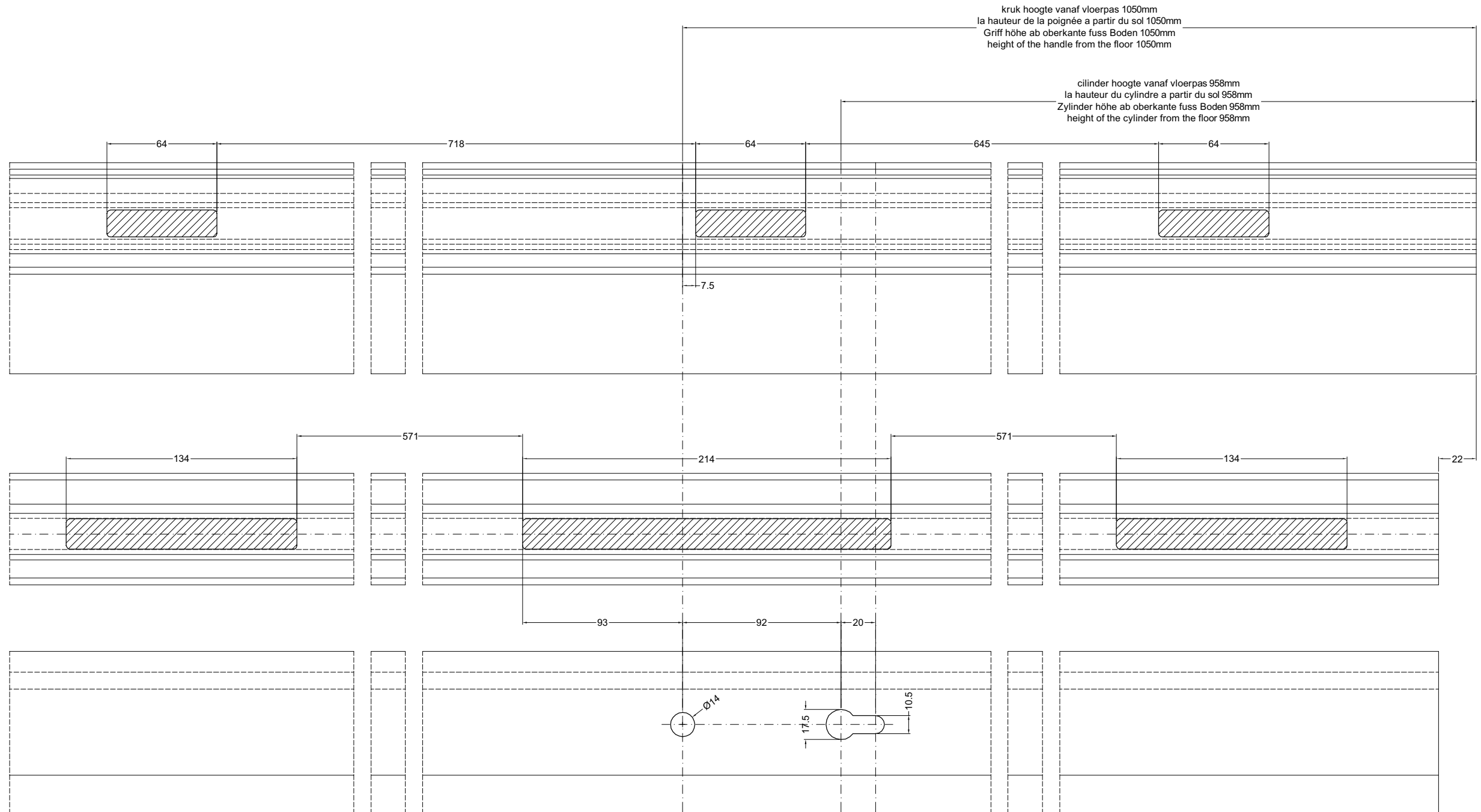
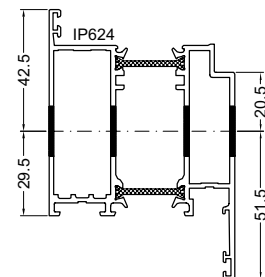
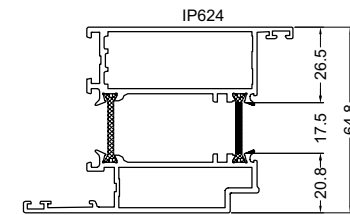
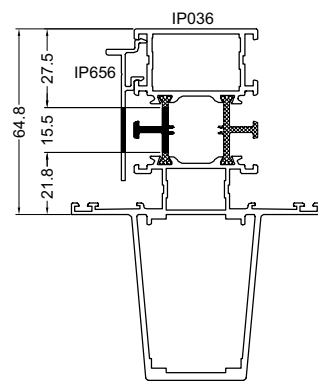
Cilinderplaatje Ecusson lacque Zylinder-rosette Cover for cylinder	Cilinder Cylindre Zylinder Cylinder	Cilinder 1/2 Cylindre 1/2 Zylinder 1/2 Cylinder 1/2
ACMX208 2x	ACVL409	ACMX01604



slotdeur1

UITSPARING VOOR SLOT ACVL415
ENTAILLE POUR SERRURES ACVL415
EINBAU FÜR SCHLOSSER ACVL415
ENBEDDING FOR LOCK ACVL415

WERKTEKENINGEN - DESSINS DE CONSTRUCTION - KONSTRUKTIONZEICHNUNGEN - CONSTRUCTION DRAWINGS



kruk hoogte vanaf vloerpas 1050mm
la hauteur de la poignée a partir du sol 1050mm
Griff höhe ab oberkante fuss Boden 1050mm
height of the handle from the floor 1050mm

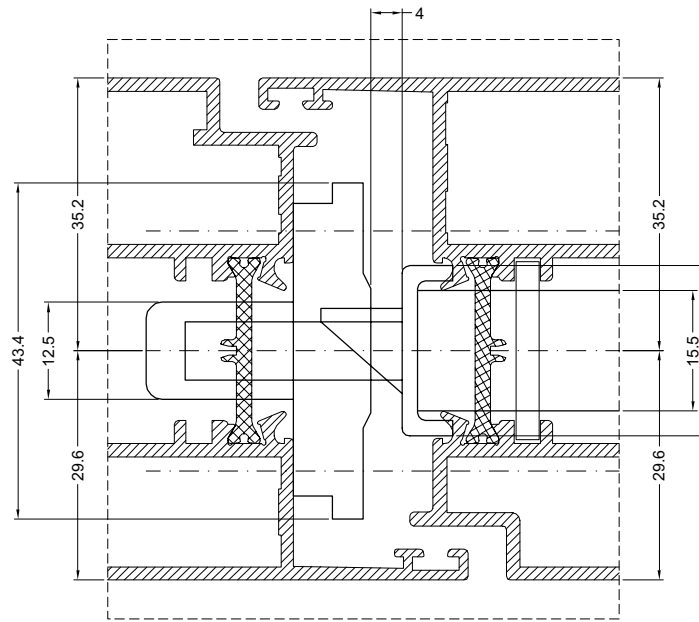
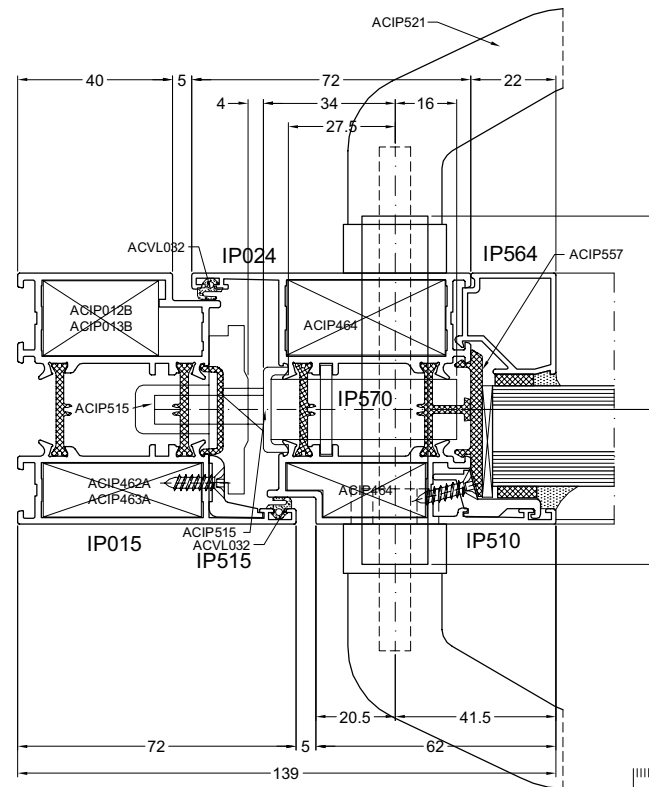
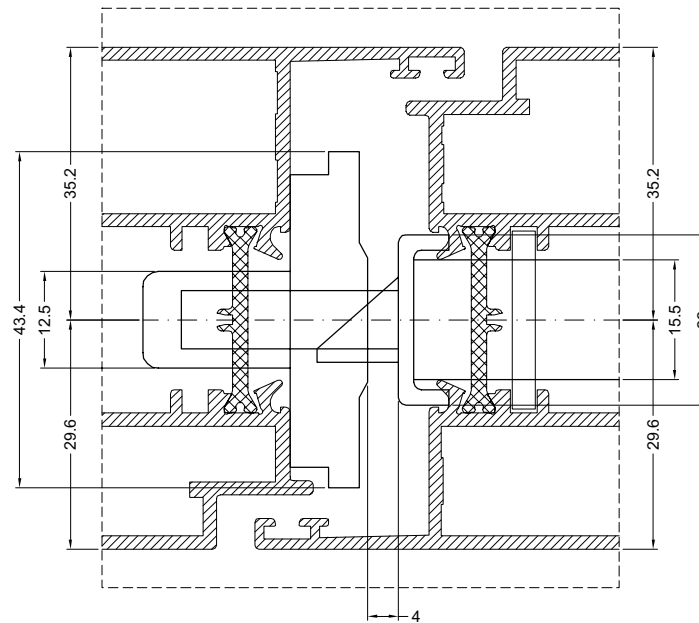
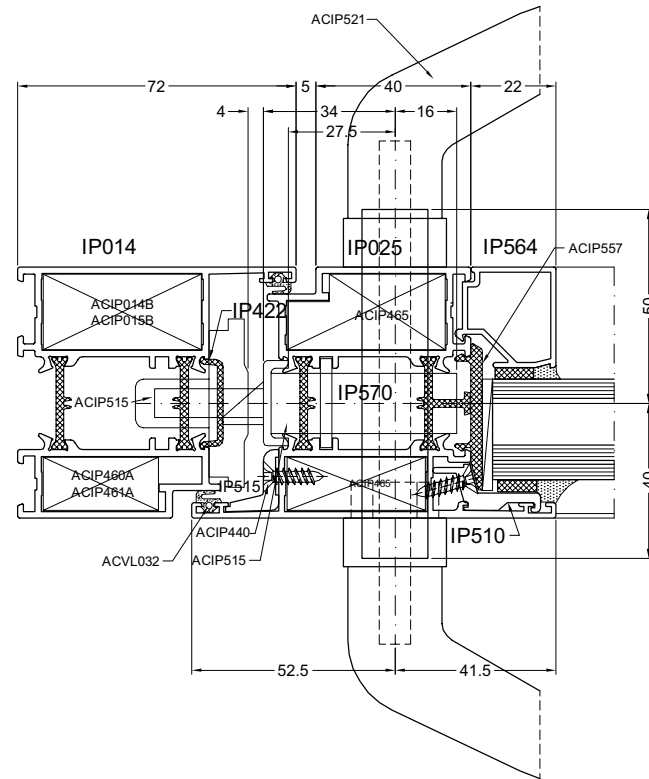
cilinder hoogte vanaf vloerpas 958mm
la hauteur du cylindre a partir du sol 958mm
Zylinder höhe ab oberkante fuss Boden 958mm
height of the cylinder from the floor 958mm



uitslot

MONTAGE INBRAAKWEREND SLOT IN IP014-IP025 EN IP015-IP024
 MONTAGE SERRURE ANTI-EFFRACTION DANS IP014-IP025 ET IP015-IP024
 MONTAGE EINBRUCHWEHREND SCHLOSSER IN IP014-IP025 UND IP015-IP024
 MONTAGE ANTI-BURGLARY LOCK IN IP014-IP025 AND IP015-IP024

WERKTEKENINGEN - DESSINS DE CONSTRUCTION - KONSTRUKTIONZEICHNUNGEN - CONSTRUCTION DRAWINGS



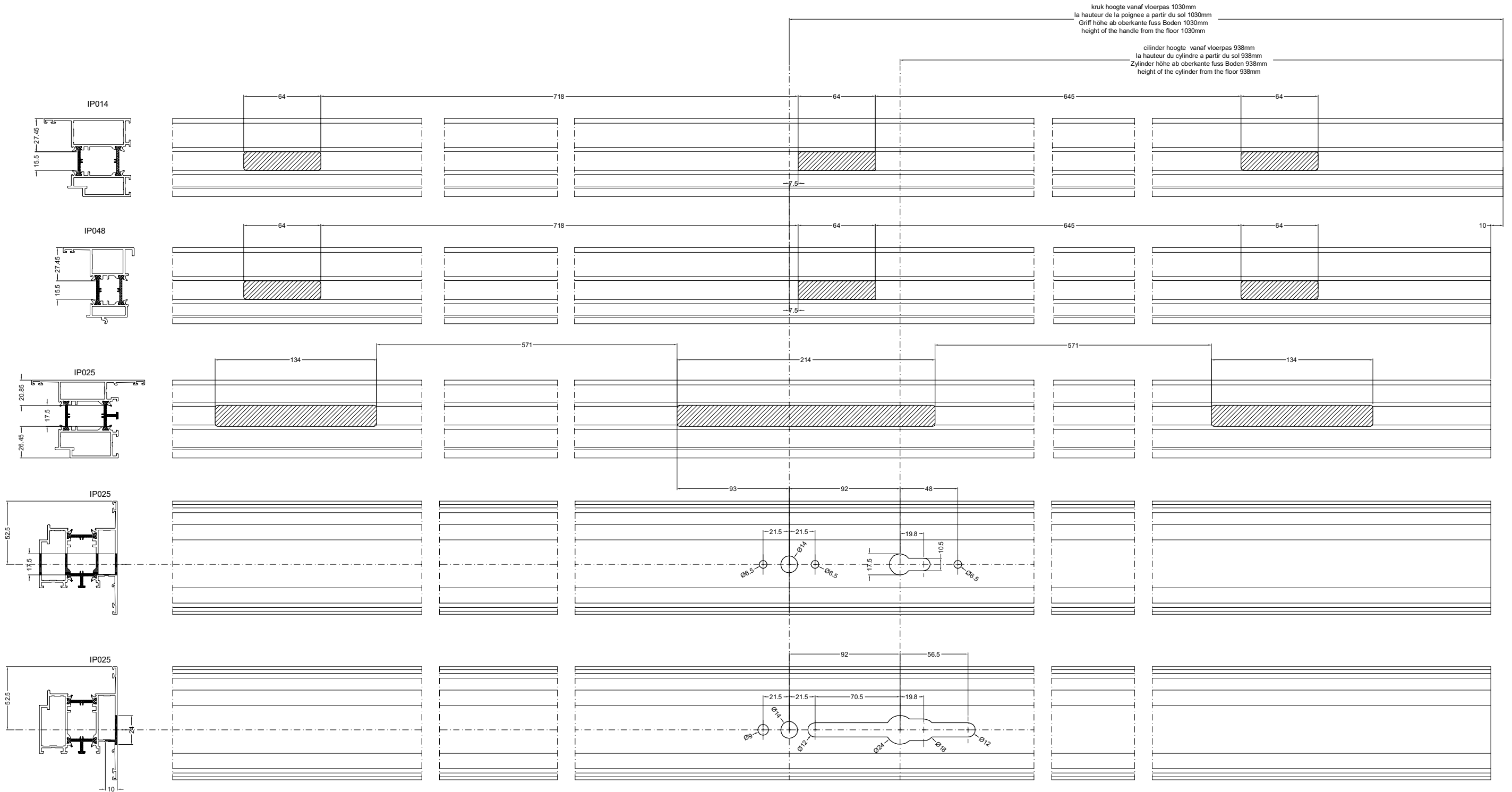
TOEPASSING	ACIP515	
APPLICATION		
ANWENDUNG		
APPLICATION		

DEUR PORTE TUR DOOR	Penslot Serrure à pêne Schloss mit Falle Lock with pen	Rolslot Serrure à rouleau Schloss mit rolle Lock with roll
		3-punt 3-points 3-Punkt 3-Points
Binnendraaiend Ouvrant vers l'intérieur Innen öffnend Inside opening	ACIP515	ACIP516
Buitendraaiend Ouvrant vers l'extérieur Aussen öffnend Outside opening	ACIP515	ACIP516

Cilinder
Cylindre
Zylinder
Cylinder
ACIP517

UITSPARING VOOR ACIP515/ACIP516 EN ACIP521 BUITENDRAAIENDE DEUR
ENTAILLE POUR ACIP515/ACIP516 ET ACIP521 OUVRANT EXTERIEUR
EINBAU FÜR ACIP515/ACIP516 UND ACIP521 NACH AUSSEN OFFNEND
EMBEDDING FOR ACIP515/ACIP516 AND ACIP521 OUTSIDE OPENING DOOR

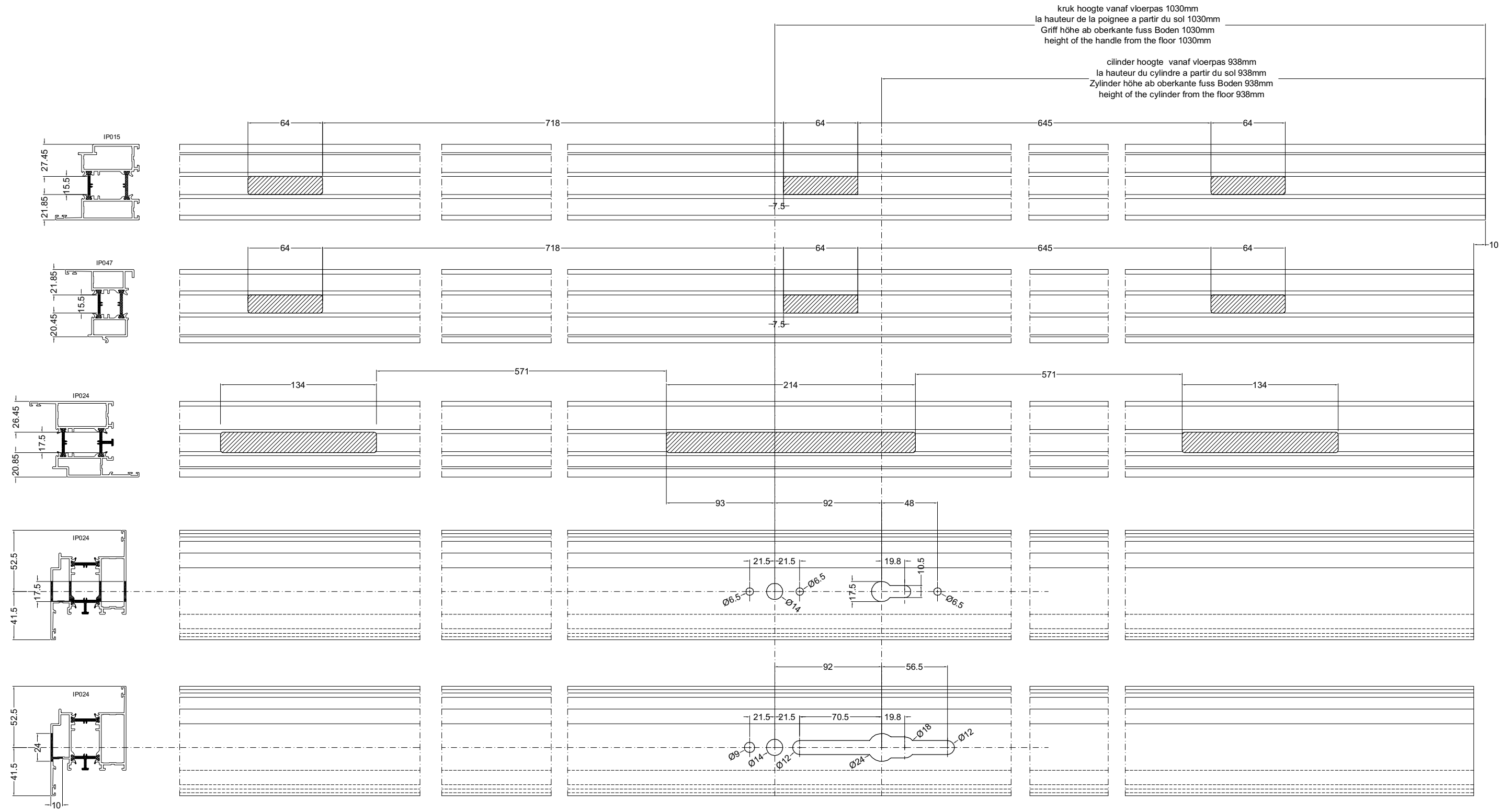
WERKTEKENINGEN - DESSINS DE CONSTRUCTION - KONSTRUKTIONZEICHNUNGEN - CONSTRUCTION DRAWINGS



ipslot10

UITSPARING VOOR ACIP515/ACIP516 EN ACIP521 BINNENDRAAIENDE DEUR
 ENTAILLE POUR ACIP515/ACIP516 ET ACIP521 OUVRANT INTERIEUR
 EINBAU FÜR ACIP515/ACIP516 UND ACIP521 NACH INNEN OFFNEND
 EMBEDDING FOR ACIP515/ACIP516 AND ACIP521 INSIDE OPENING DOOR

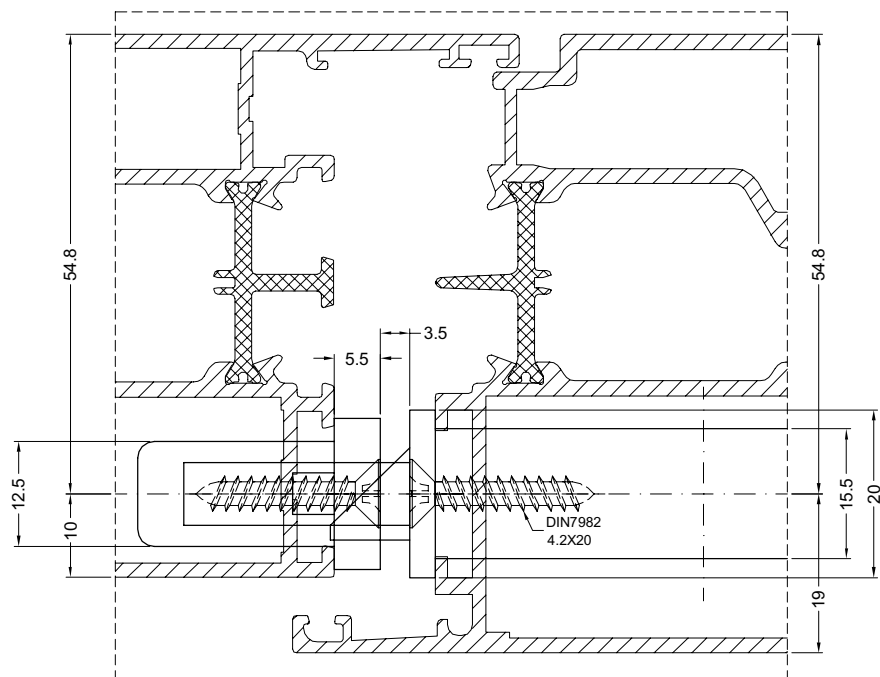
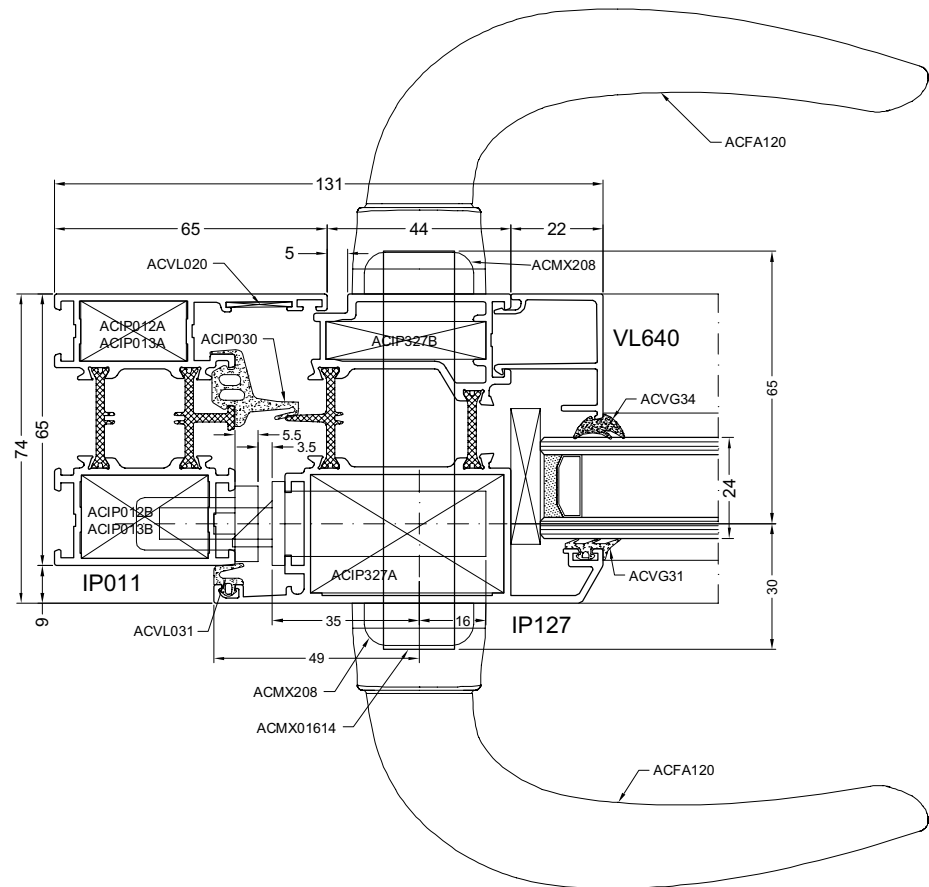
WERKTEKENINGEN - DESSINS DE CONSTRUCTION - KONSTRUKTIONZEICHNUNGEN - CONSTRUCTION DRAWINGS



ipslot11

MONTAGE SLOT IN IP127
MONTAGE SERRURE DANS IP127
AUFSTELLEN SCHLOSS FÜR IP127
ASSEMBLY LOCK FOR IP127

WERKTEKENINGEN - DESSINS DE CONSTRUCTION - KONSTRUKTIONZEICHNUNGEN - CONSTRUCTION DRAWINGS



slotip127

TOEPASSING	ACVL705 ACVL707	
APPLICATION		
ANWENDUNG		
APPLICATION		

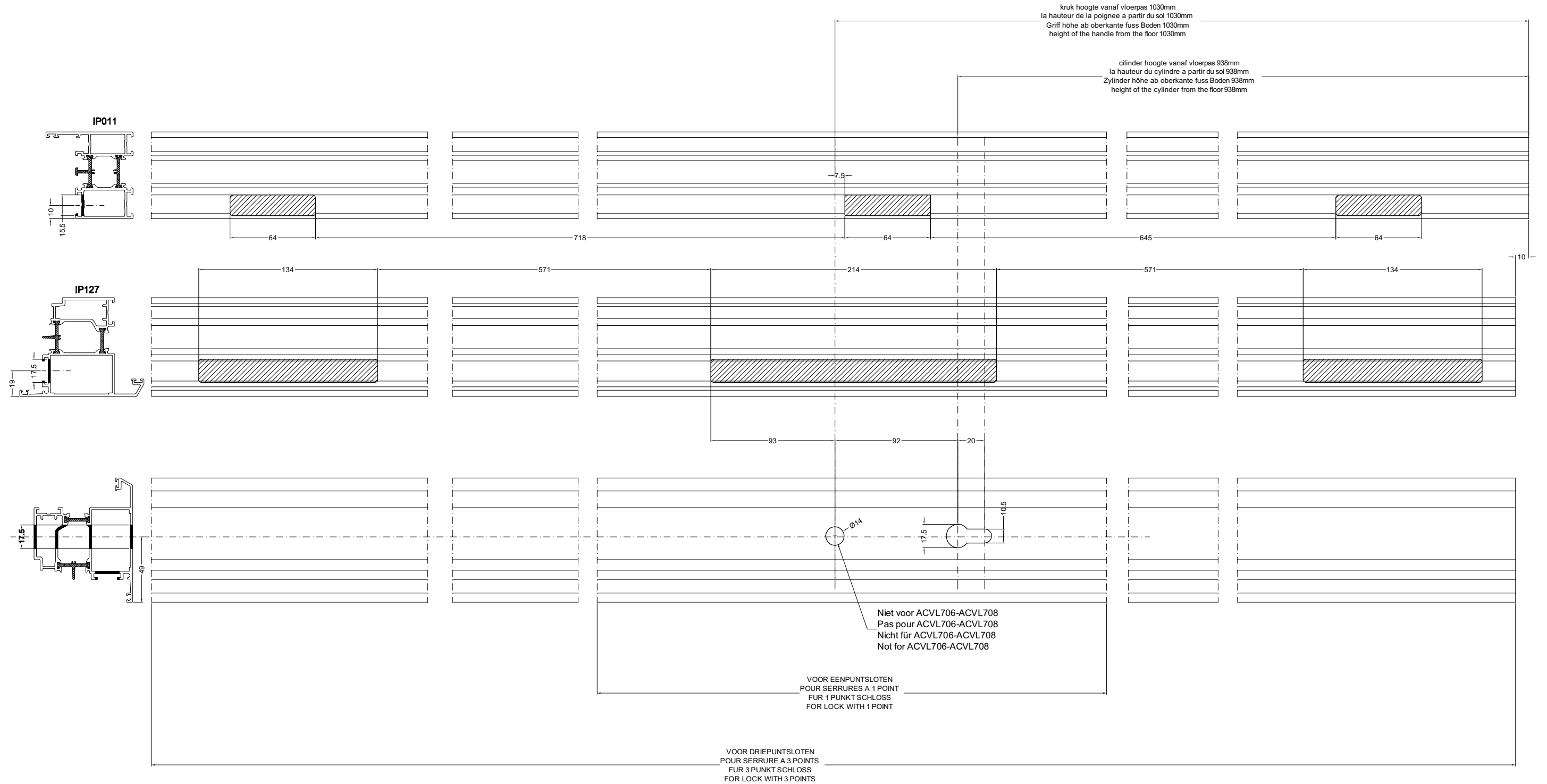
DEUR PORTE TUR DOOR	Penslot Serrure à pêne Schloss mit Falle Lock with pen		Rolslot Serrure à rouleau Schloss mit rolle Lock with roll	
	1-punt 1-point 1-Punkt 1-Point	3-punt 3-points 3-Punkt 3-Points	1-punt 1-point 1-Punkt 1-Point	3-punt 3-points 3-Punkt 3-Points
Buitendraaiend Ouvrant vers l'extérieur Aussen öffnend Outside opening	ACVL705	ACVL707	ACVL706	ACVL708

Cilinderplaatje Cache cylindre Zylinder-rosette Cover for cylinder	Cilinder Cylindre Zylinder Cylinder
ACMX208 2x	ACMX01614



UITSPARING VOOR ACVL705, ACVL706, ACVL707 EN ACVL708
 ENTAILLE POUR ACVL705, ACVL706, ACVL707 ET ACVL708
 EINBAU FÜR ACVL705, ACVL706, ACVL707 UND ACVL708
 EMBEDDING FOR ACVL705, ACVL706, ACVL707 AND ACVL708

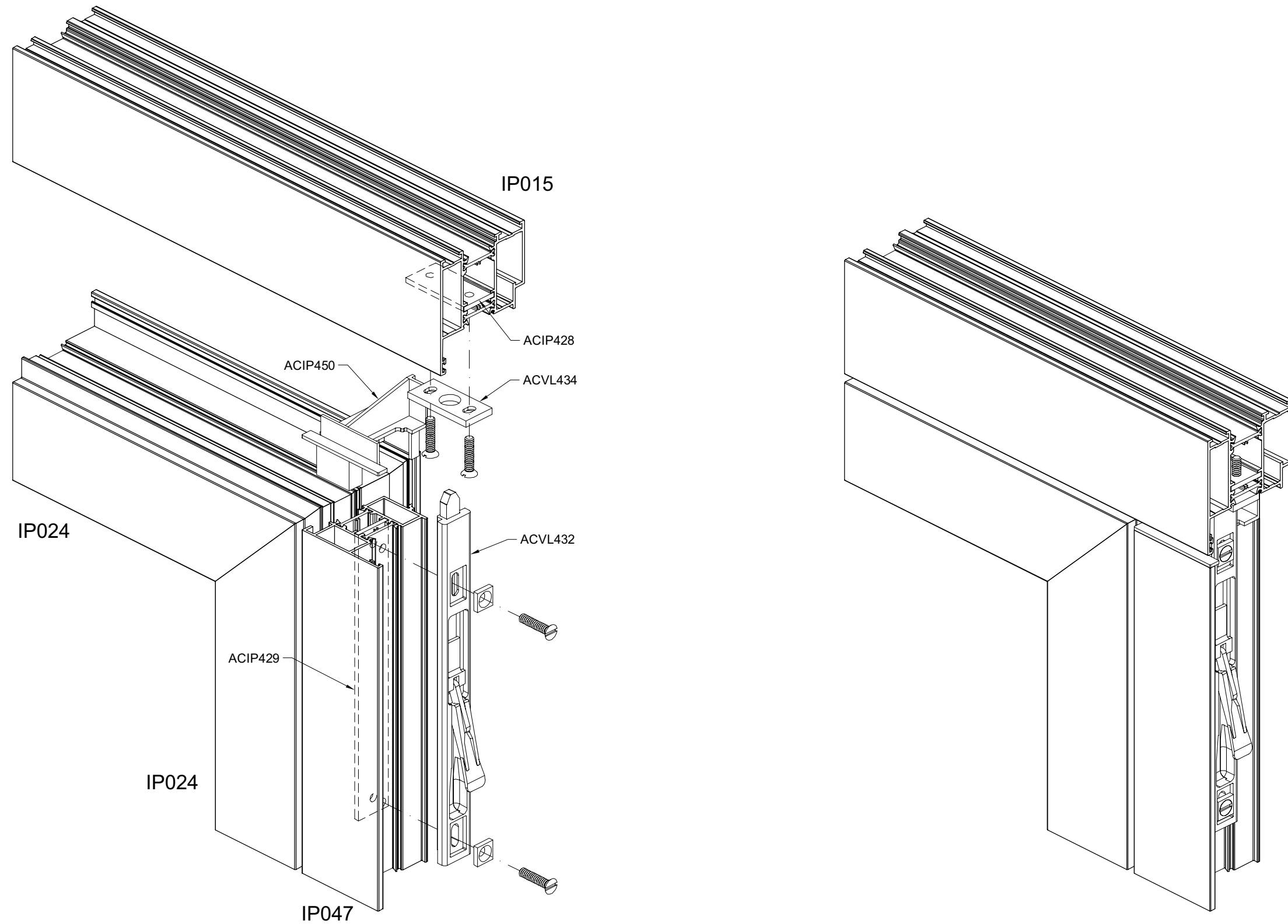
WERKTEKENINGEN - DESSINS DE CONSTRUCTION - KONSTRUKTIONZEICHNUNGEN - CONSTRUCTION DRAWINGS



uit IP127

MONTAGE ACVL432 - ACVL434
MONTAGE ACVL432 - ACVL434
MONTAGE ACVL432 - ACVL434
MONTAGE ACVL432 - ACVL434

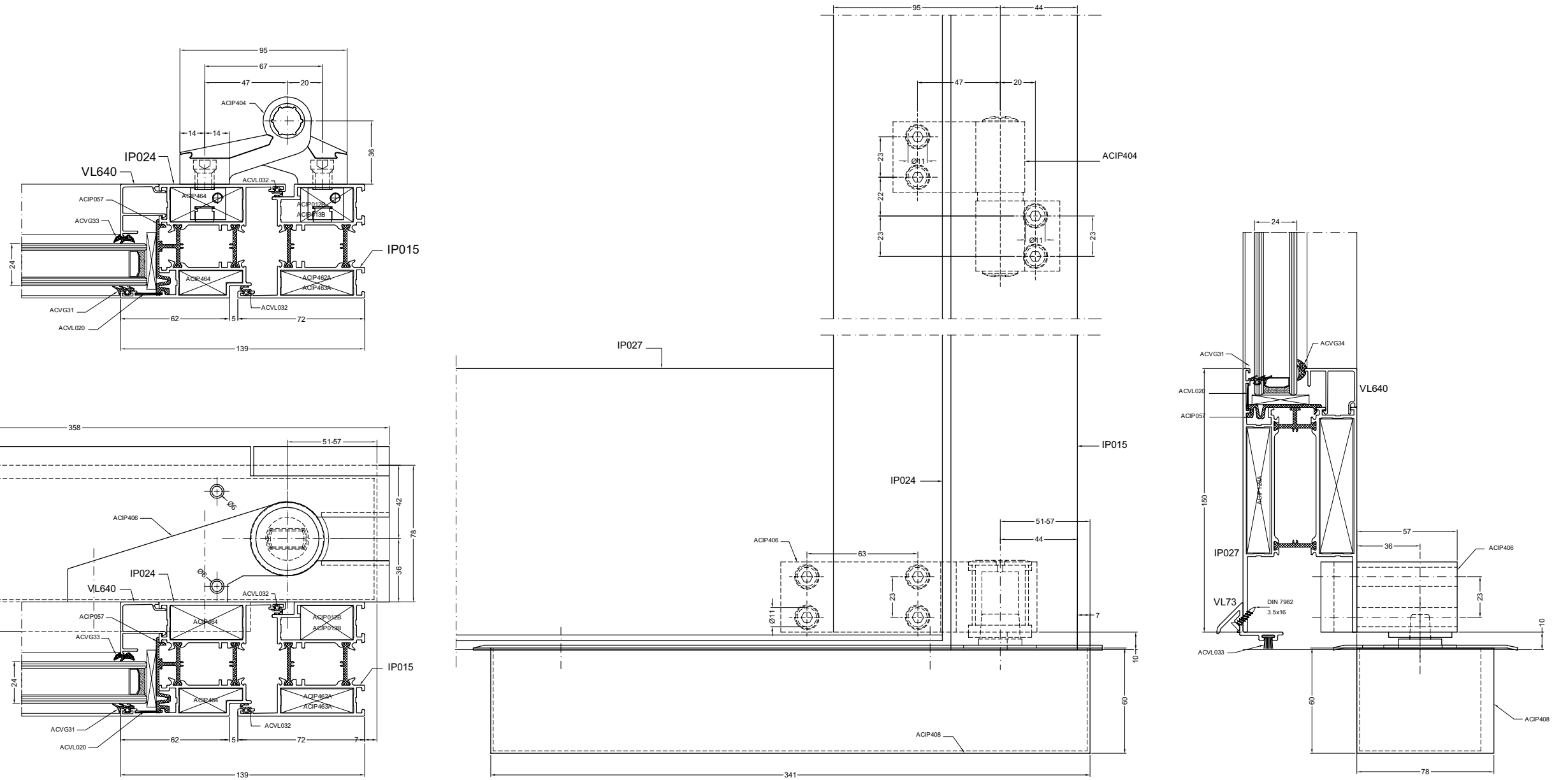
WERKTEKENINGEN - DESSINS DE CONSTRUCTION - KONSTRUKTIONZEICHNUNGEN - CONSTRUCTION DRAWINGS



mongrend

MONTAGE ACIP404-ACIP406-ACIP408
MONTAGE ACIP404-ACIP406-ACIP408
AUFSTELLEN ACIP404-ACIP406-ACIP408
ASSEMBLY ACIP404-ACIP406-ACIP408

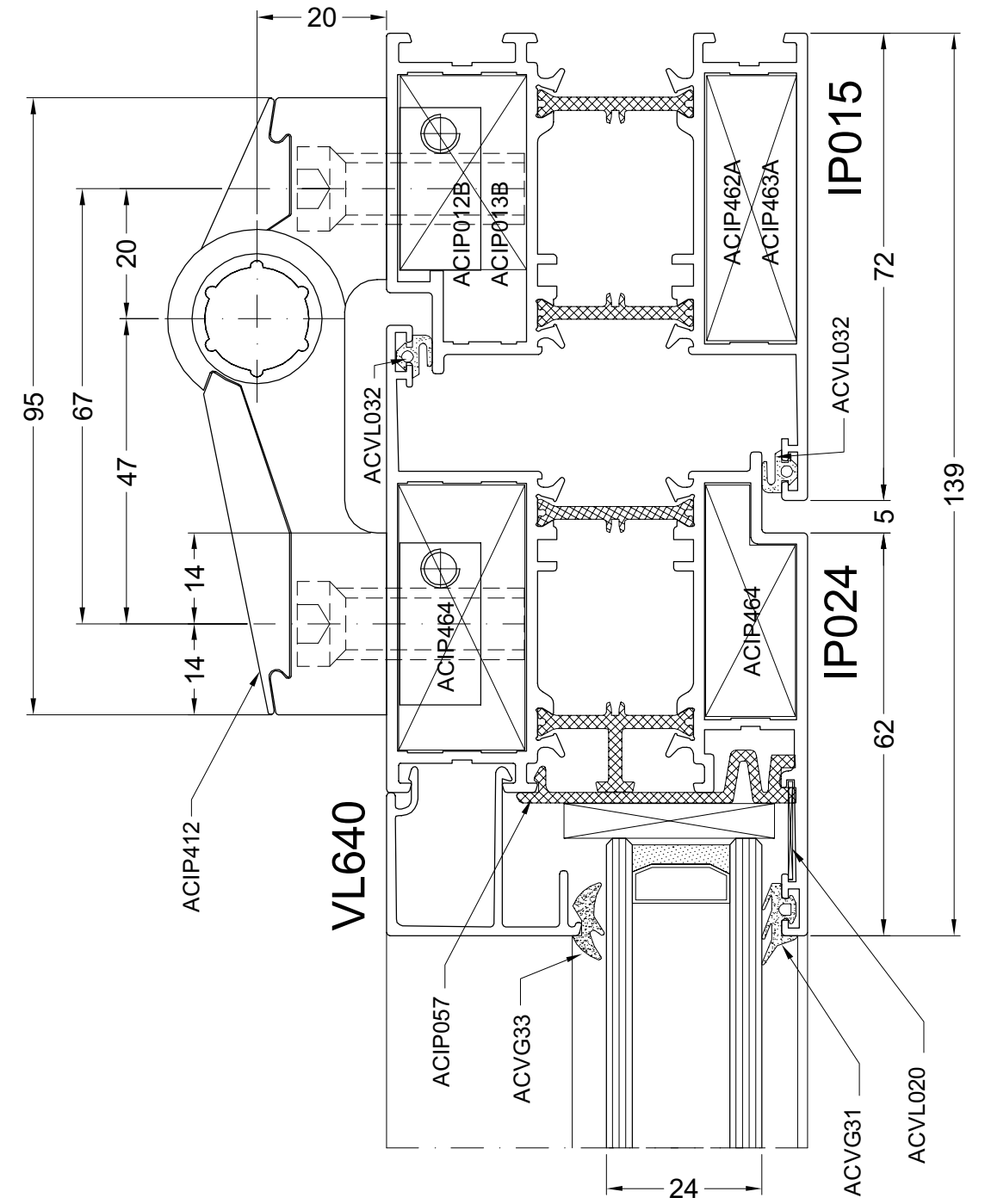
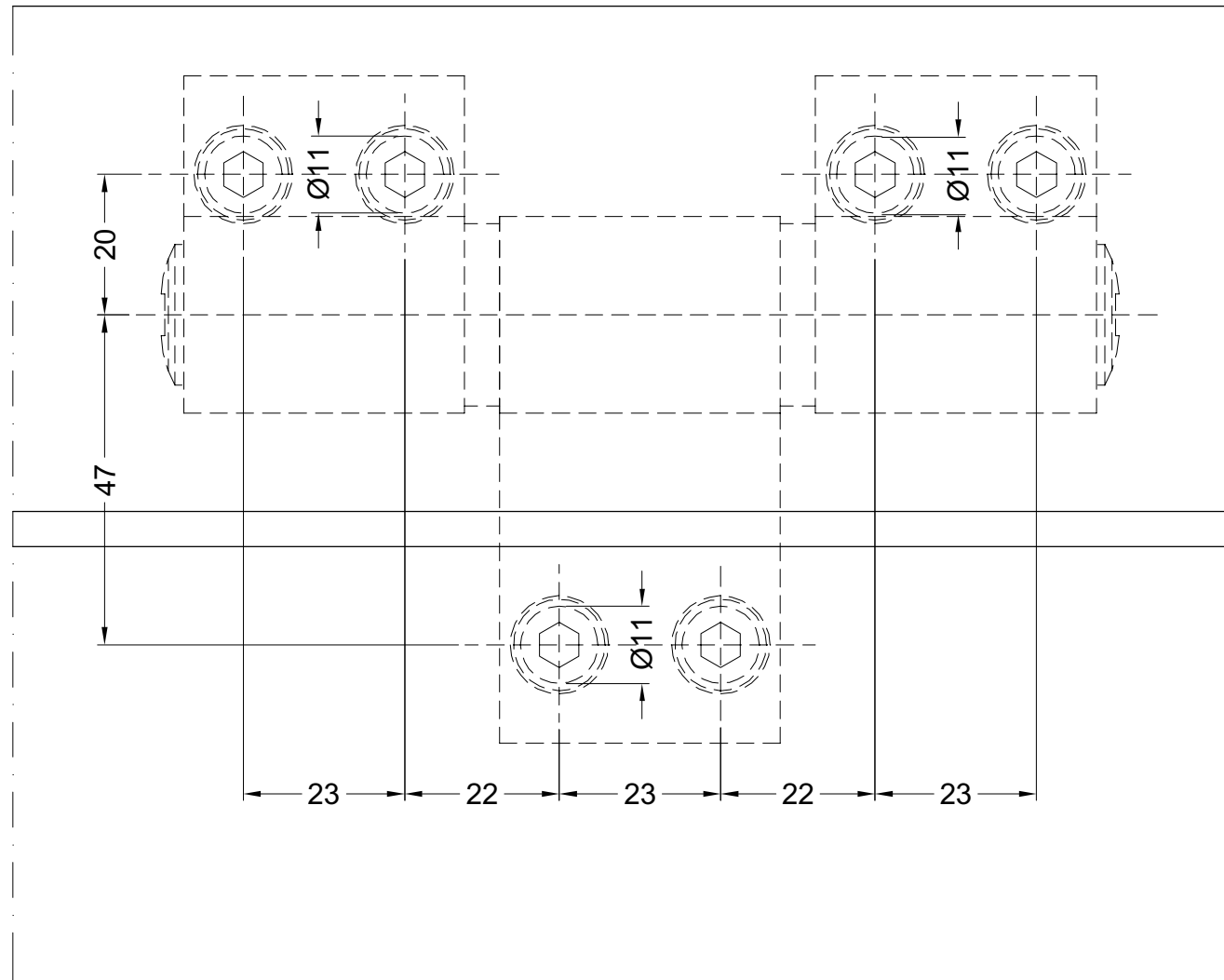
WERKTEKENINGEN - DESSINS DE CONSTRUCTION - KONSTRUKTIONZEICHNUNGEN - CONSTRUCTION DRAWINGS



BTS80

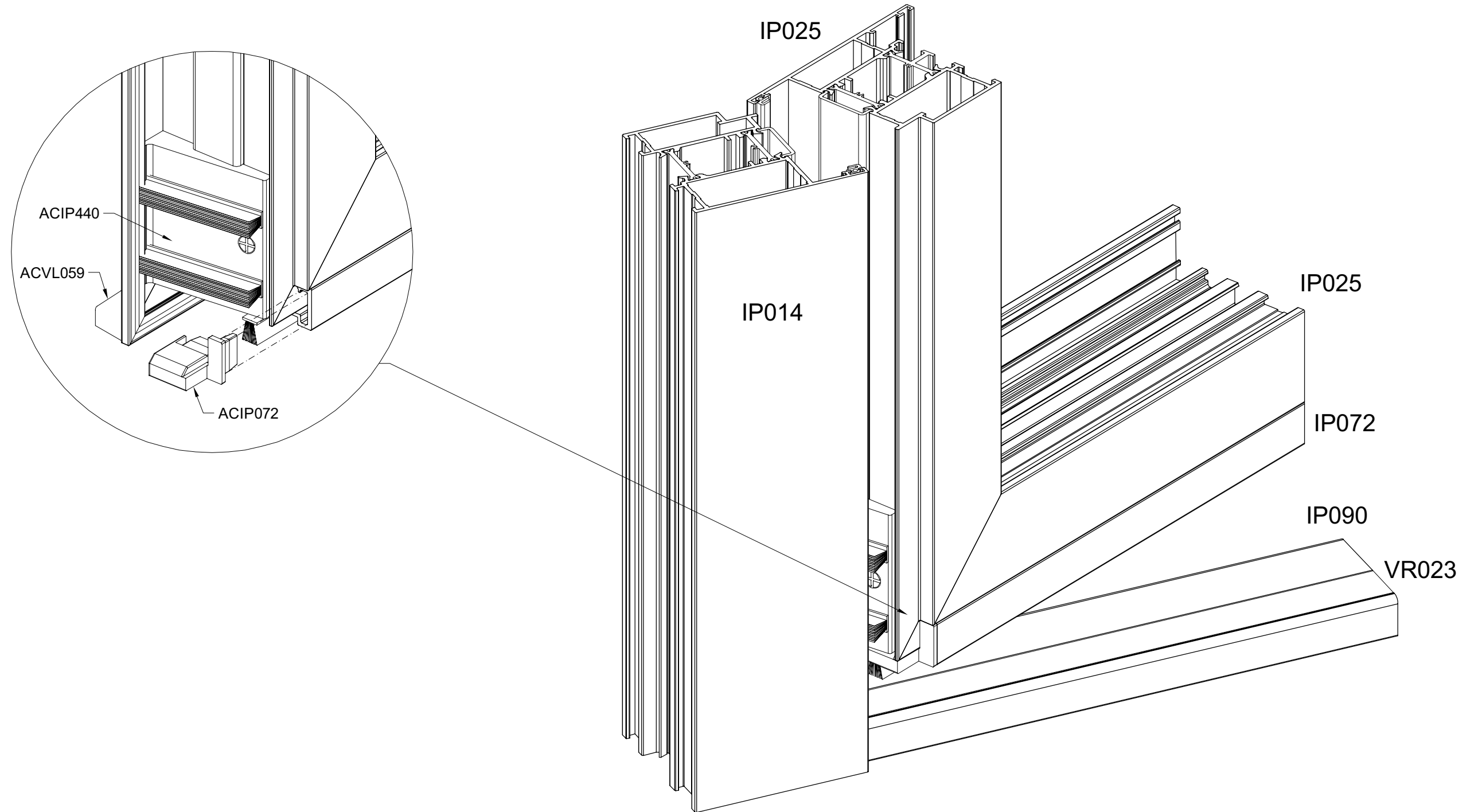
MONTAGE DRIEDELIGE SCHARNIER ACIP412
MONTAGE PAUMELLE 3 LAMES ACIP412
MONTAGE DREITEILIGE TURBAND ACIP412
MONTAGE 3 PART HINGE ACIP412

WERKTEKENINGEN - DESSINS DE CONSTRUCTION - KONSTRUKTIONZEICHNUNGEN - CONSTRUCTION DRAWINGS



MONTAGE ACIP072
MONTAGE ACIP072
AUFSTELLEN ACIP072
ASSEMBLY ACIP072

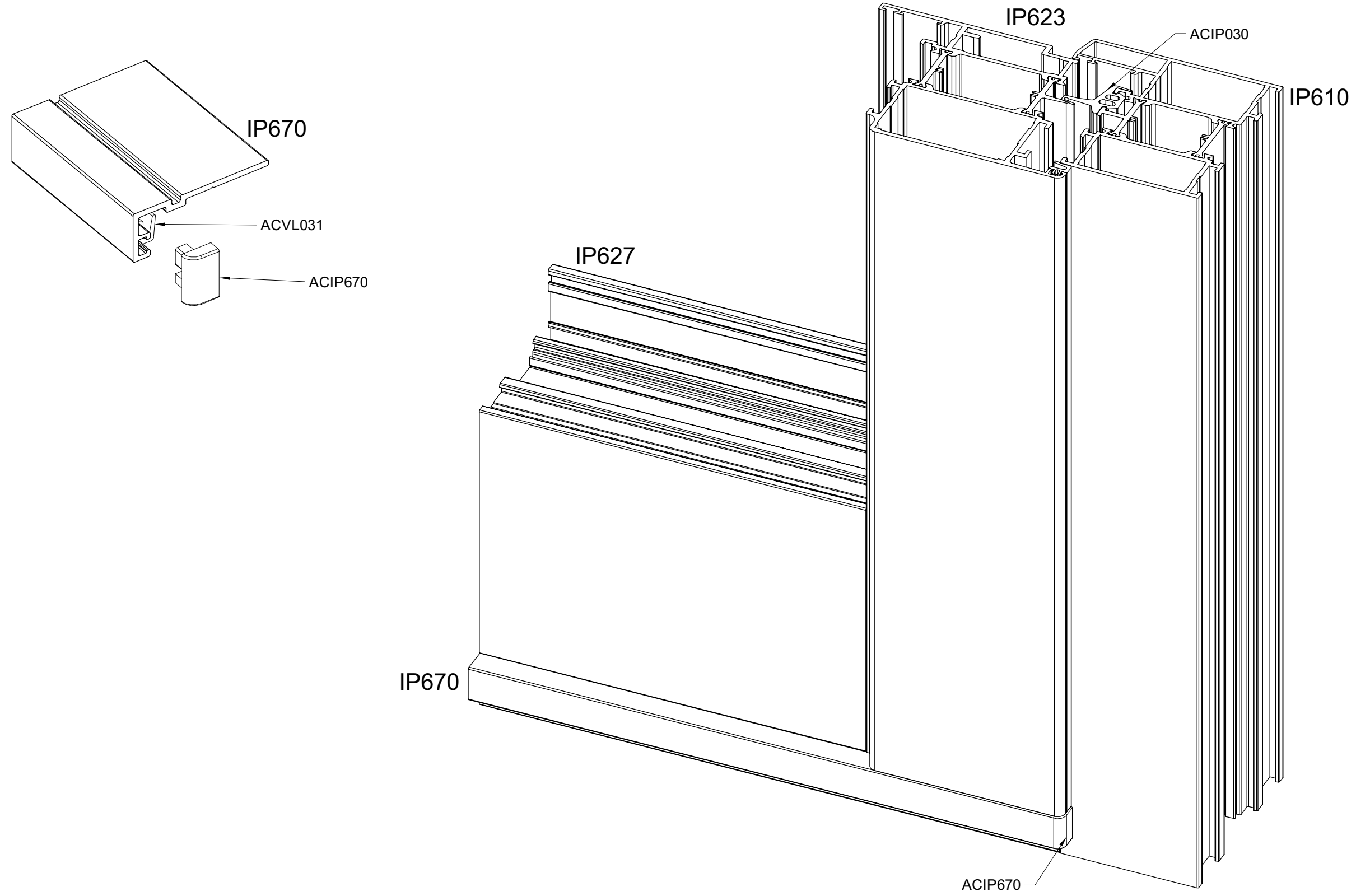
WERKTEKENINGEN - DESSINS DE CONSTRUCTION - KONSTRUKTIONZEICHNUNGEN - CONSTRUCTION DRAWINGS



monacip072

MONTAGE ACIP670
MONTAGE ACIP670
MONTAGE ACIP670
MONTAGE ACIP670

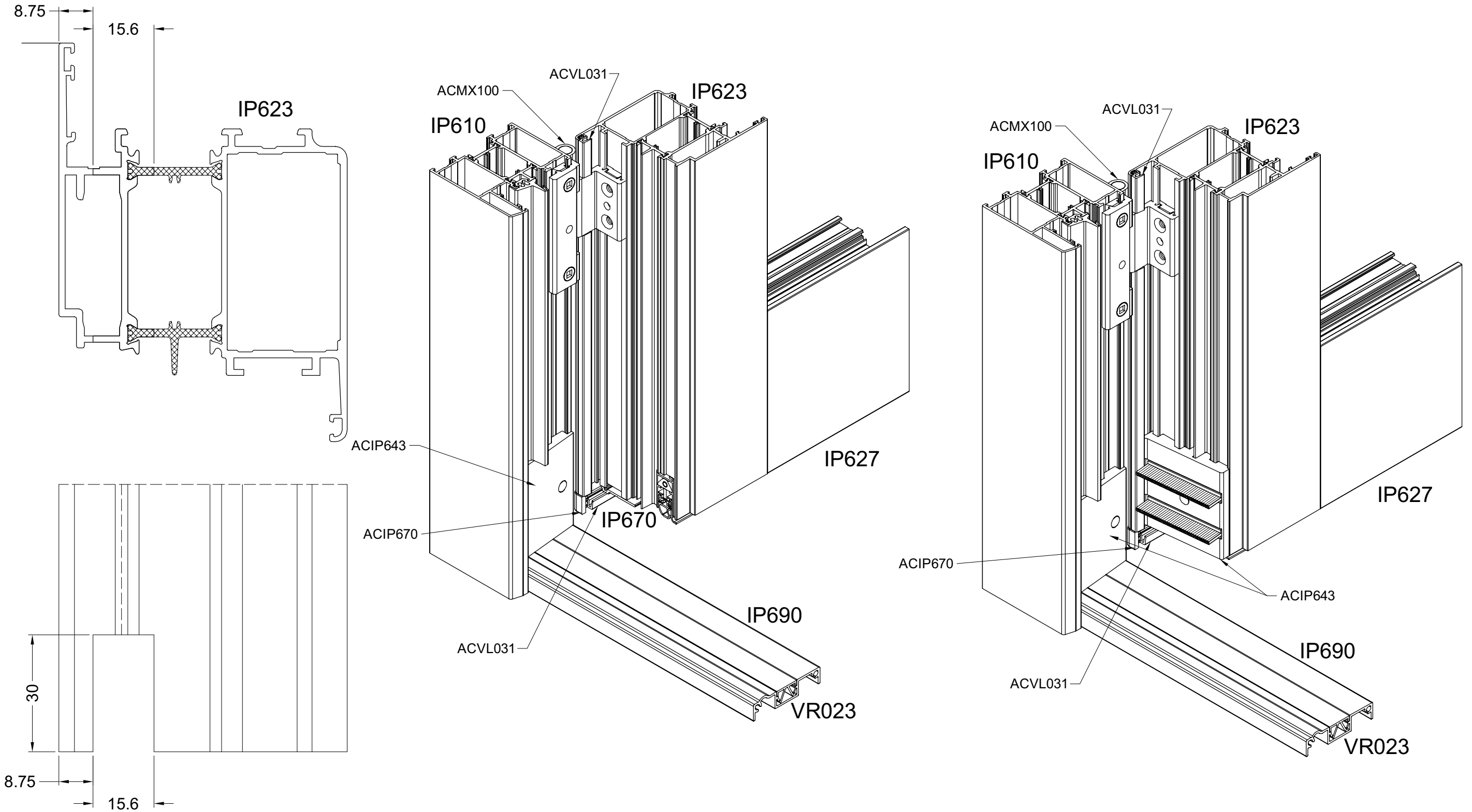
WERKTEKENINGEN - DESSINS DE CONSTRUCTION - KONSTRUKTIONZEICHNUNGEN - CONSTRUCTION DRAWINGS



acip670

UITSPARING VOOR AUTOMATISCHE TOCHTAFSLUITER ACIP646 -> ACIP653
 ENTAILLE POUR JOINT BAS DE PORTE AUTOMATIQUE ACIP646 -> ACIP653
 EINBAU FÜR AUTOMATISCHE TURDICHTUNG ACIP646 -> ACIP653
 ENBEDDING FOR SELF OPERATING THRESHOLD ACIP646 -> ACIP653

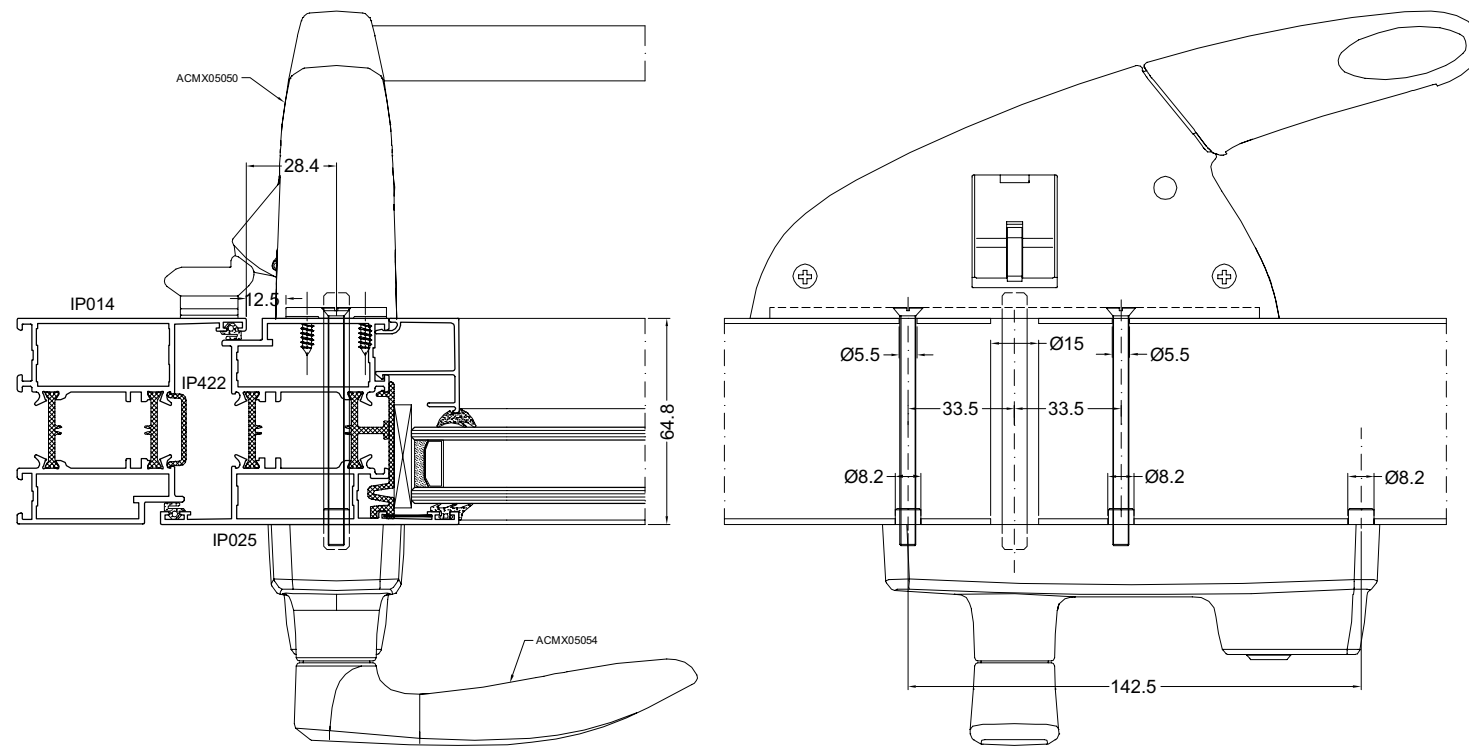
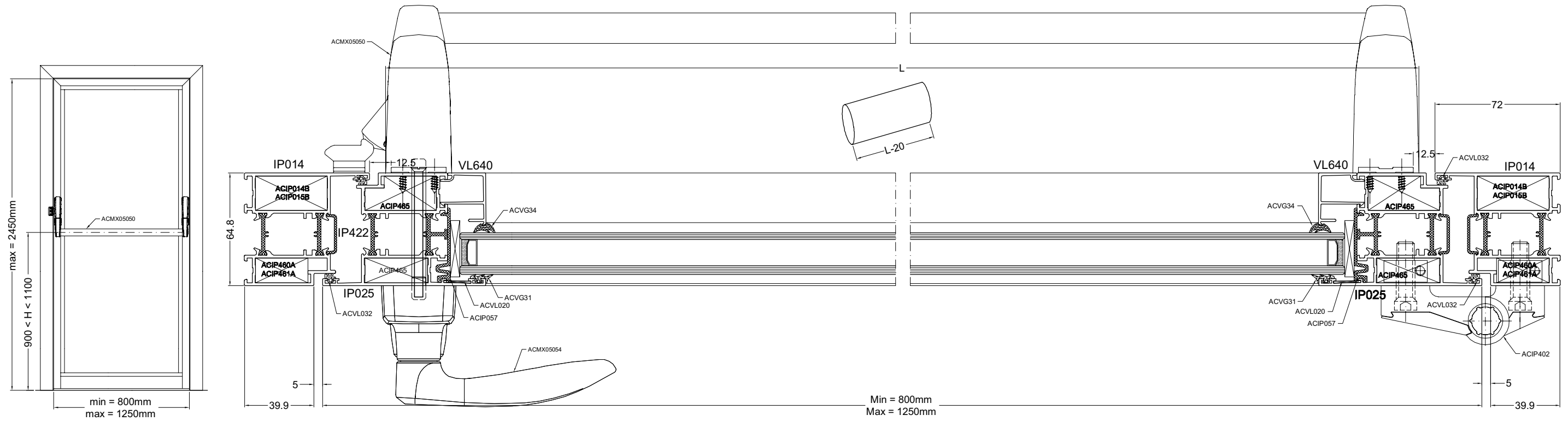
WERKTEKENINGEN - DESSINS DE CONSTRUCTION - KONSTRUKTIONZEICHNUNGEN - CONSTRUCTION DRAWINGS



uitkalt

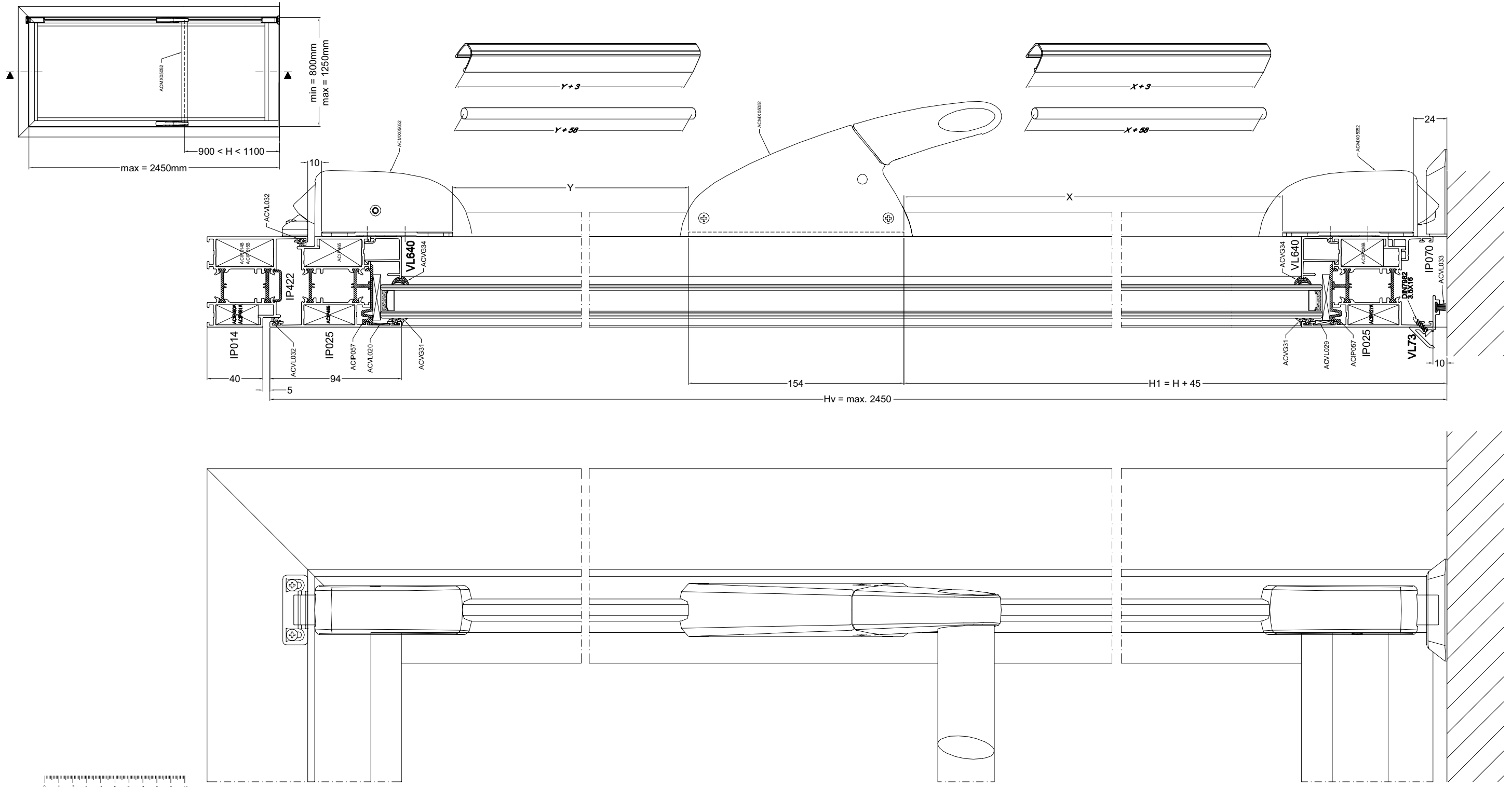
MONTAGE HORIZONTAAL PANIEKSLOT ACMX05050
 MONTAGE SERRURE ANTI-PANIQUE HORIZONTALE ACMX05050
 MONTAGE HORIZONTAL PANIK SCHLOSS ACMX05050
 MONTAGE HORIZONTAL PANIC LATCH ACMX05050

WERKTEKENINGEN - DESSINS DE CONSTRUCTION - KONSTRUKTIONZEICHNUNGEN - CONSTRUCTION DRAWINGS



MONTAGE VERTIKAAL PANIEKSLLOT ACMX05052
MONTAGE SERRURE ANTI-PANIQUE VERTICALE ACMX05052
MONTAGE VERTIKAL PANIK SCHLOSS ACMX05052
MONTAGE VERTICAL PANIC LATCH ACMX05052

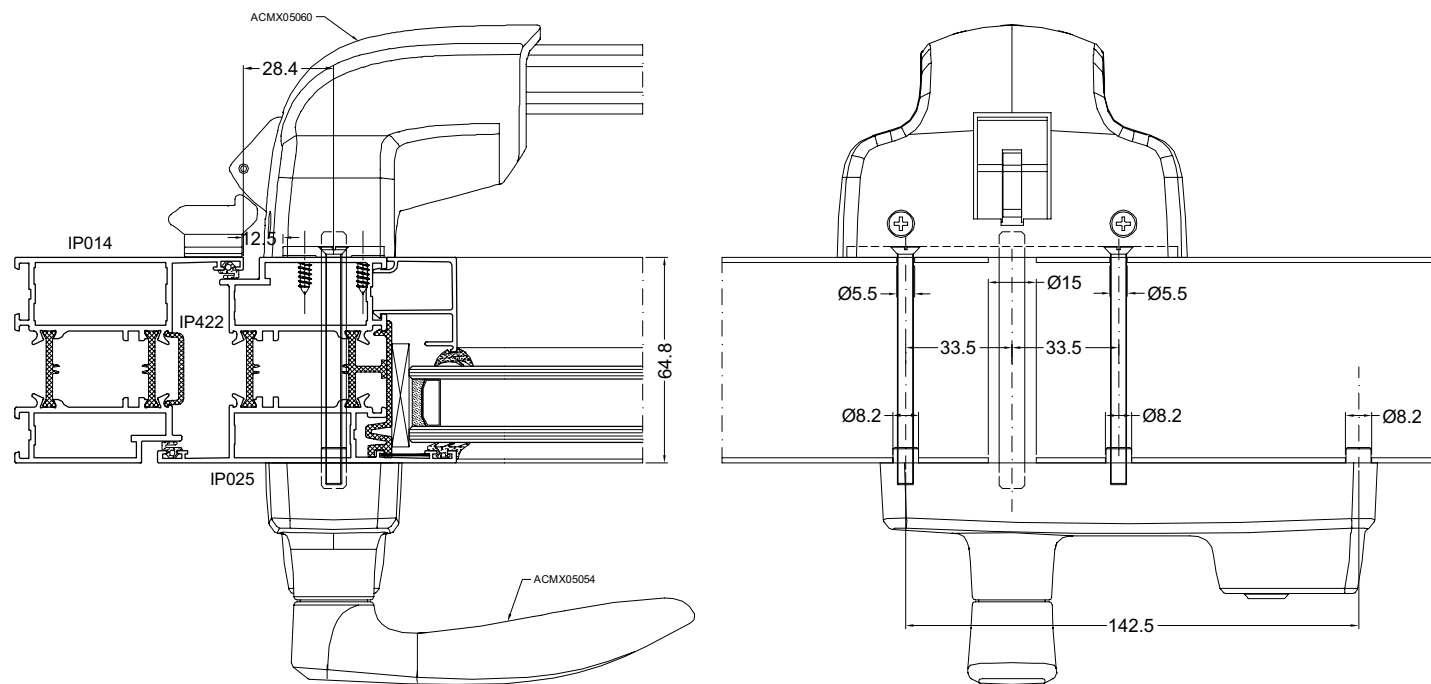
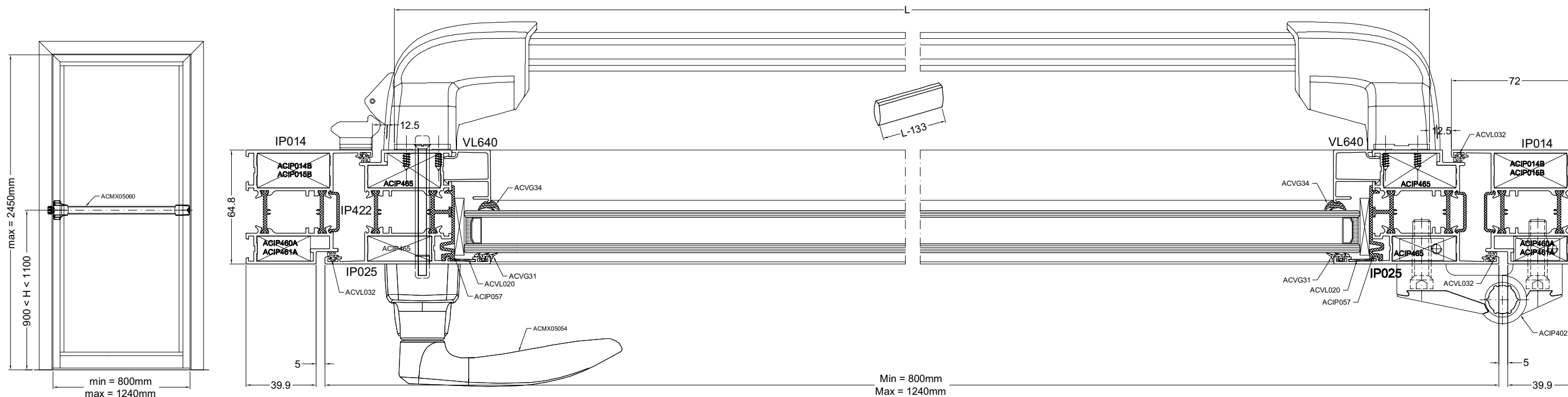
WERKTEKENINGEN - DESSINS DE CONSTRUCTION - KONSTRUKTIONZEICHNUNGEN - CONSTRUCTION DRAWINGS



ip05052

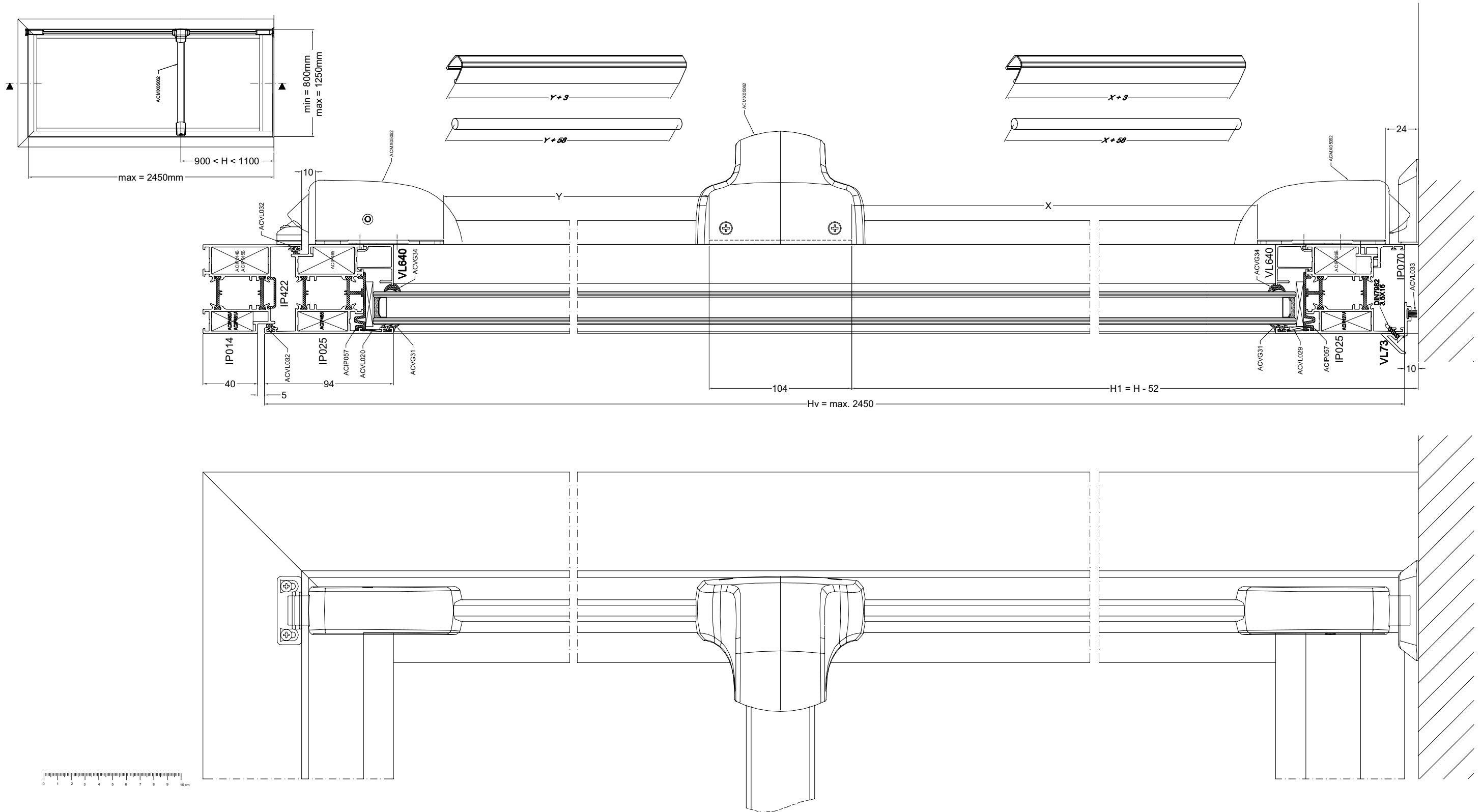
MONTAGE HORIZONTAAL PANIEKSLOT ACMX05060
MONTAGE SERRURE ANTI-PANIQUE HORIZONTALE ACMX05060
MONTAGE HORIZONTAL PANIK SCHLOSS ACMX05060
MONTAGE HORIZONTAL PANIC LATCH ACMX05060

WERKTEKENINGEN - DESSINS DE CONSTRUCTION - KONSTRUKTIONZEICHNUNGEN - CONSTRUCTION DRAWINGS



MONTAGE VERTIKAAL PANIEKSLLOT ACMX05062
MONTAGE SERRURE ANTI-PANIQUE VERTICALE ACMX05062
MONTAGE VERTIKAL PANIK SCHLOSS ACMX05062
MONTAGE VERTICAL PANIC LATCH ACMX05062

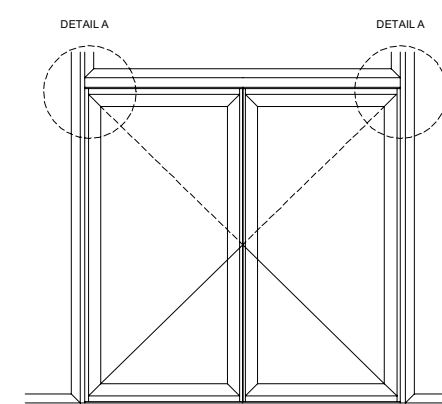
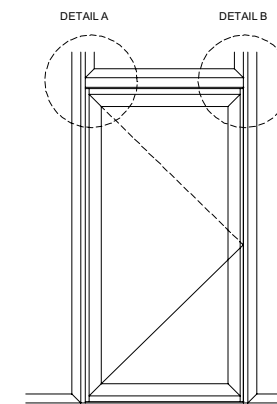
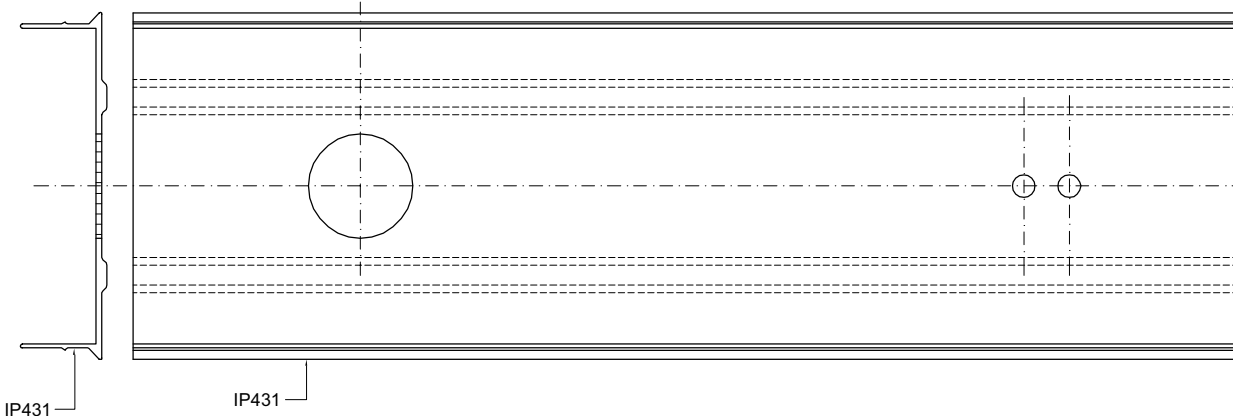
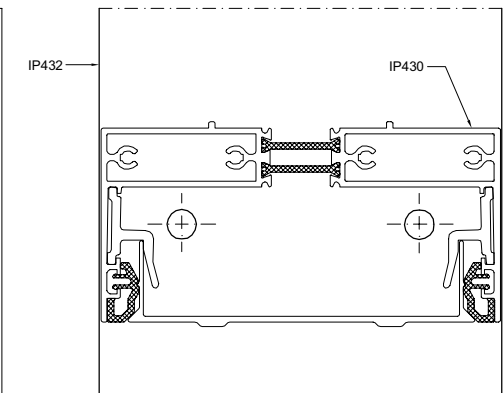
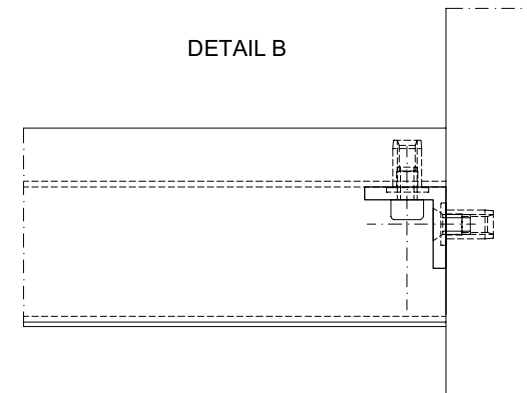
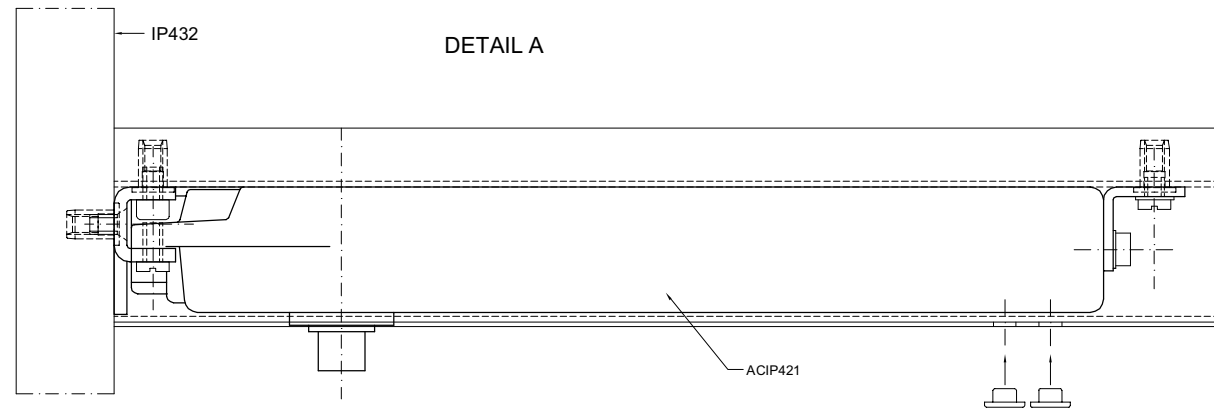
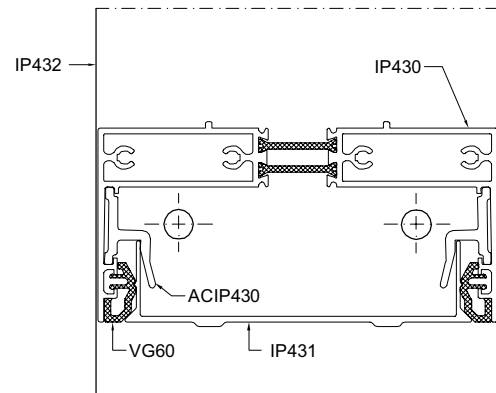
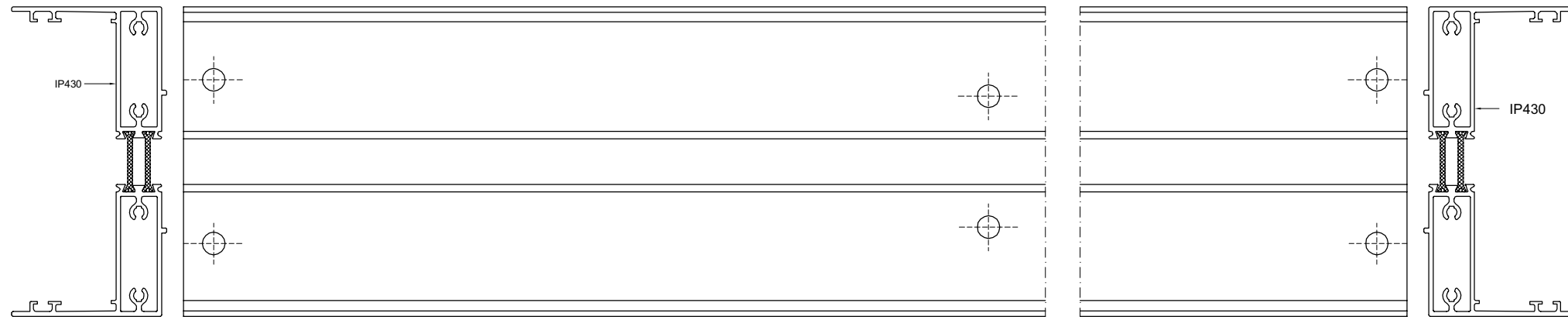
WERKTEKENINGEN - DESSINS DE CONSTRUCTION - KONSTRUKTIONZEICHNUNGEN - CONSTRUCTION DRAWINGS



ip05062

DETAIL MONTAGE IP430 MET ACIP421
DETAIL MONTAGE IP430 AVEC ACIP421
EINZELHEIT MONTAGE IP430 MIT ACIP421
DETAIL MONTAGE IP430 WITH ACIP421

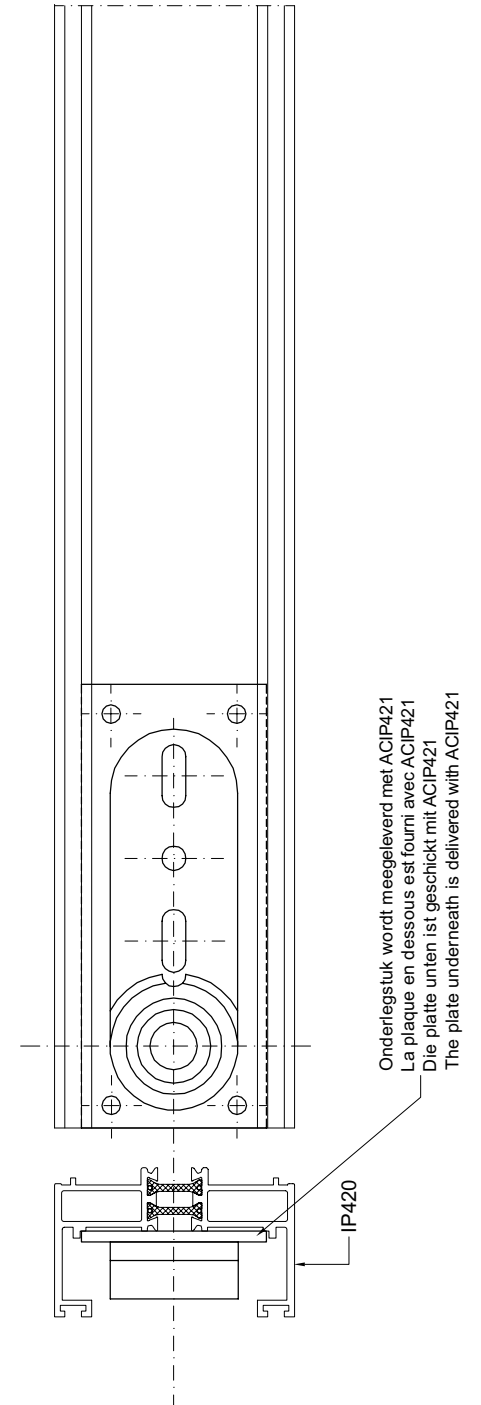
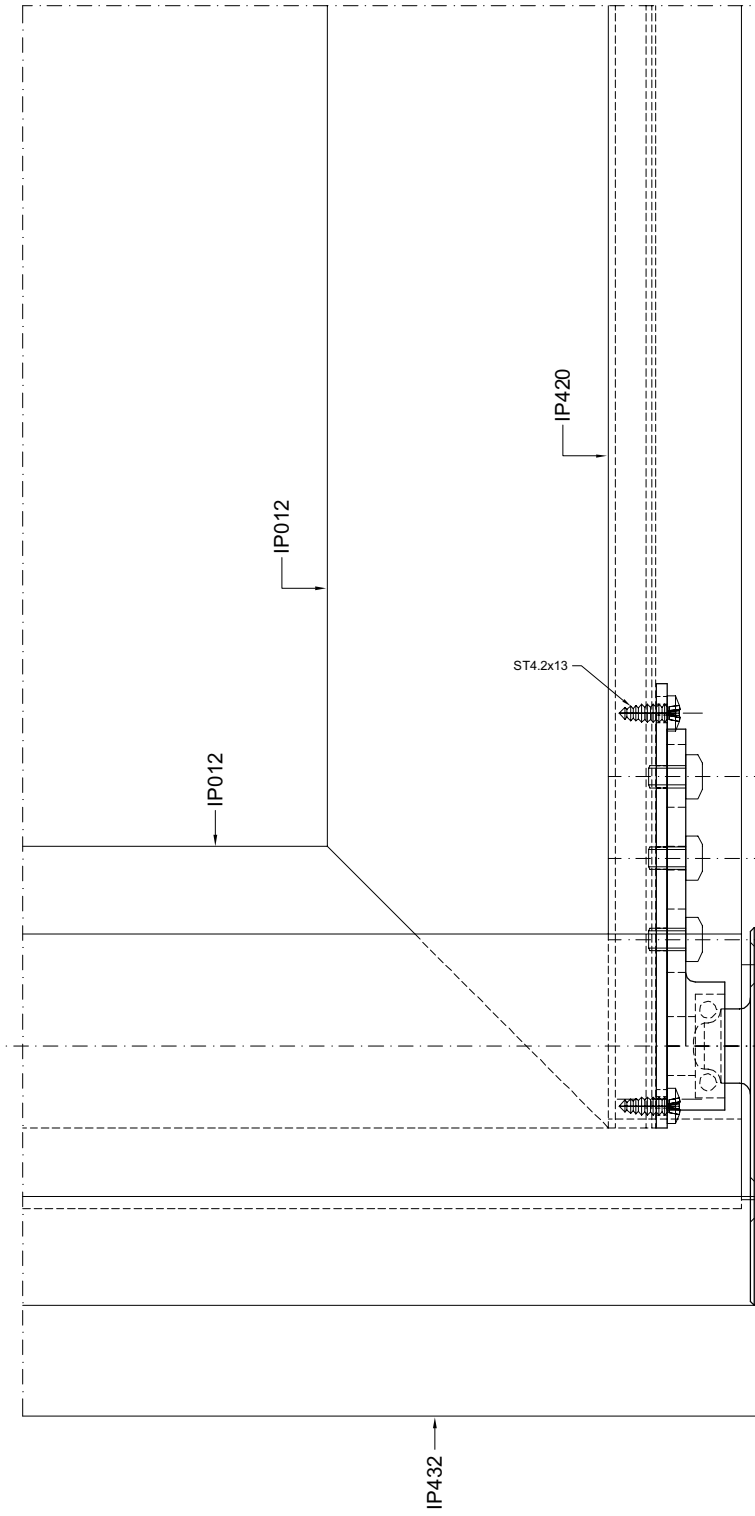
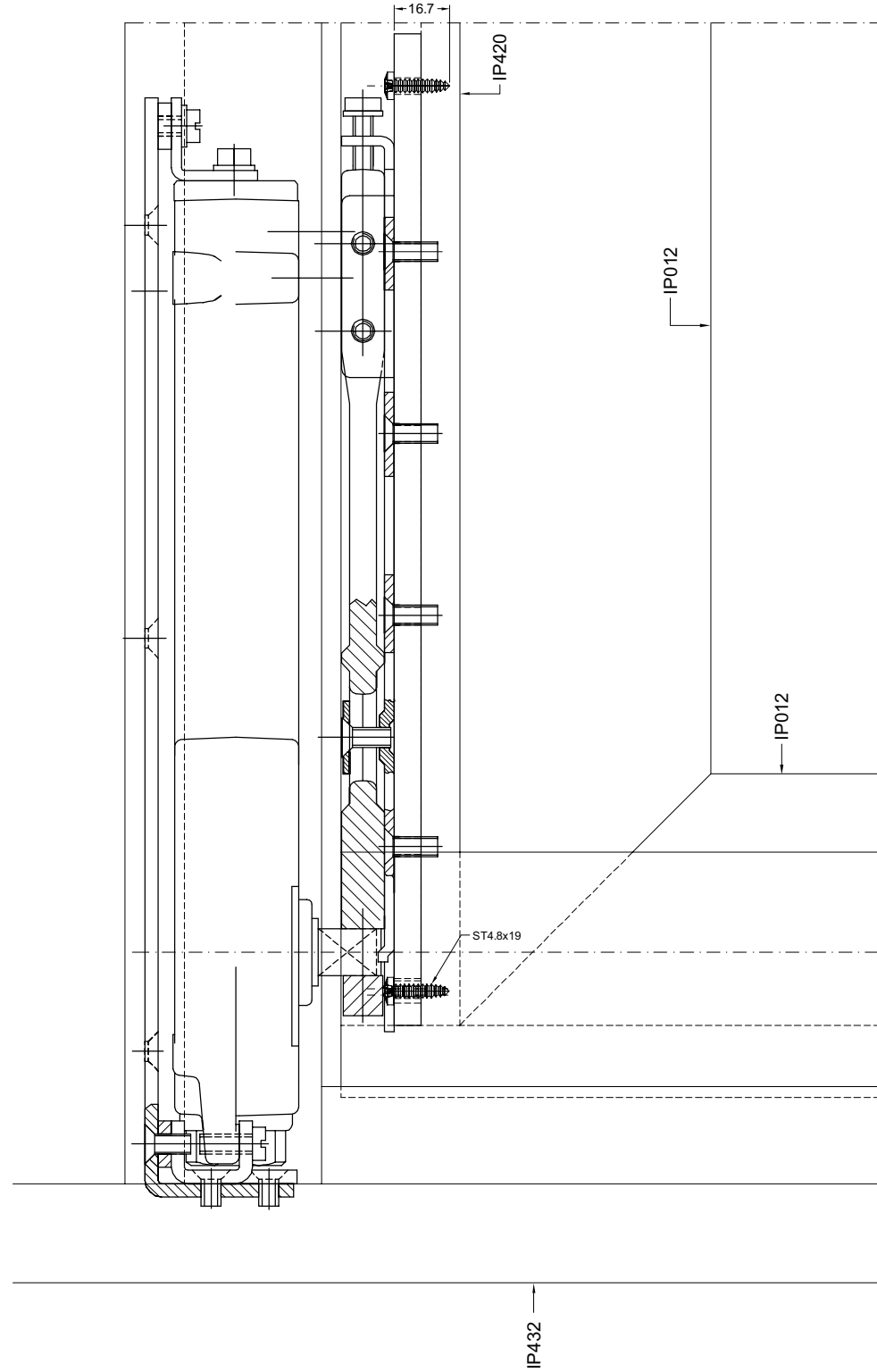
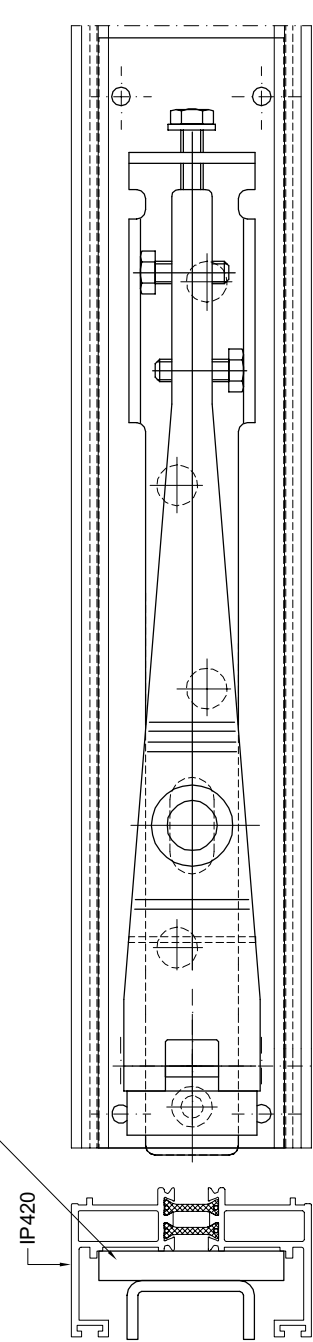
WERKTEKENINGEN - DESSINS DE CONSTRUCTION - KONSTRUKTIONZEICHNUNGEN - CONSTRUCTION DRAWINGS



DETAIL MONTAGE IP420 MET ACIP421
 DETAIL MONTAGE IP420 AVEC ACIP421
 EINZELHEIT MONTAGE IP420 MIT ACIP421
 DETAIL MONTAGE IP420 WITH ACIP421

WERKTEKENINGEN - DESSINS DE CONSTRUCTION - KONSTRUKTIONZEICHNUNGEN - CONSTRUCTION DRAWINGS

Onderlegstuk wordt meegeleverd met ACIP421
 La plaque en dessous est fourni avec ACIP421
 Die platte unten ist geschickt mit ACIP421
 The plate underneath is delivered with ACIP421



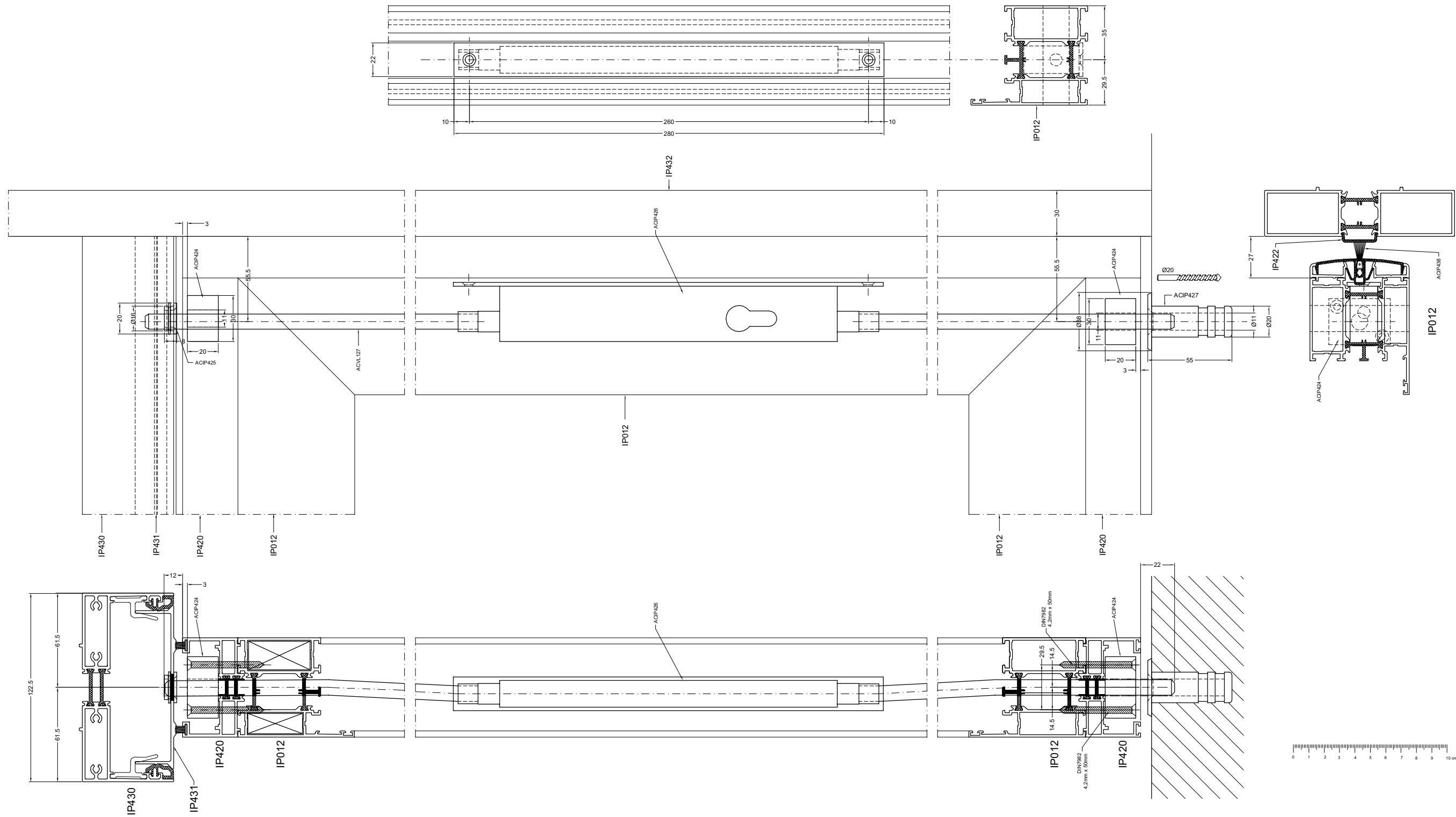
Onderlegstuk wordt meegeleverd met ACIP421
 La plaque en dessous est fourni avec ACIP421
 Die platte unten ist geschickt mit ACIP421
 The plate underneath is delivered with ACIP421



mondoorsl

INBOUW STANGENSLOT ACIP426
MONTAGE SERRURE A TRINGLE ACIP426
MONTAGE TRIEBRIEGELSSCHLOSS ACIP426
MONTAGE DOOR BOLTS ACIP426


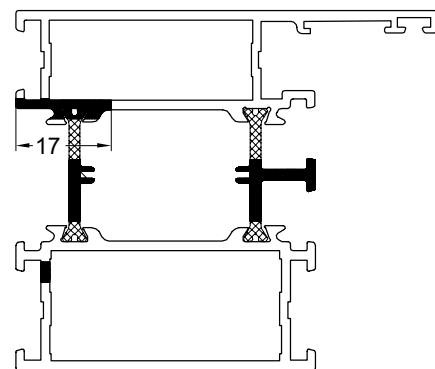

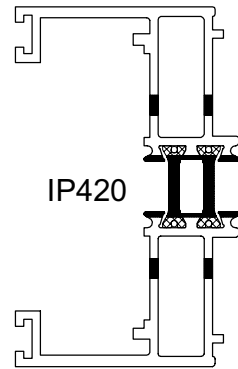

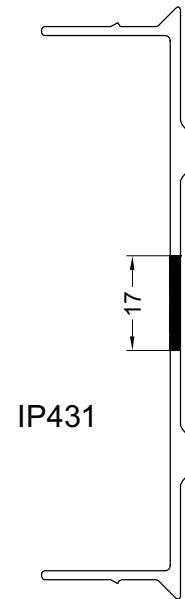
WERKTEKENINGEN - DESSINS DE CONSTRUCTION - KONSTRUKTIONZEICHNUNGEN - CONSTRUCTION DRAWINGS



ddeur5

INBOUW STANGENSLOT ACIP426
MONTAGE SERRURE A TRINGLE ACIP426
MONTAGE TRIEBRIEGELSSCHLOSS ACIP426
MONTAGE DOOR BOLTS ACIP426

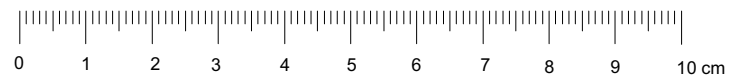
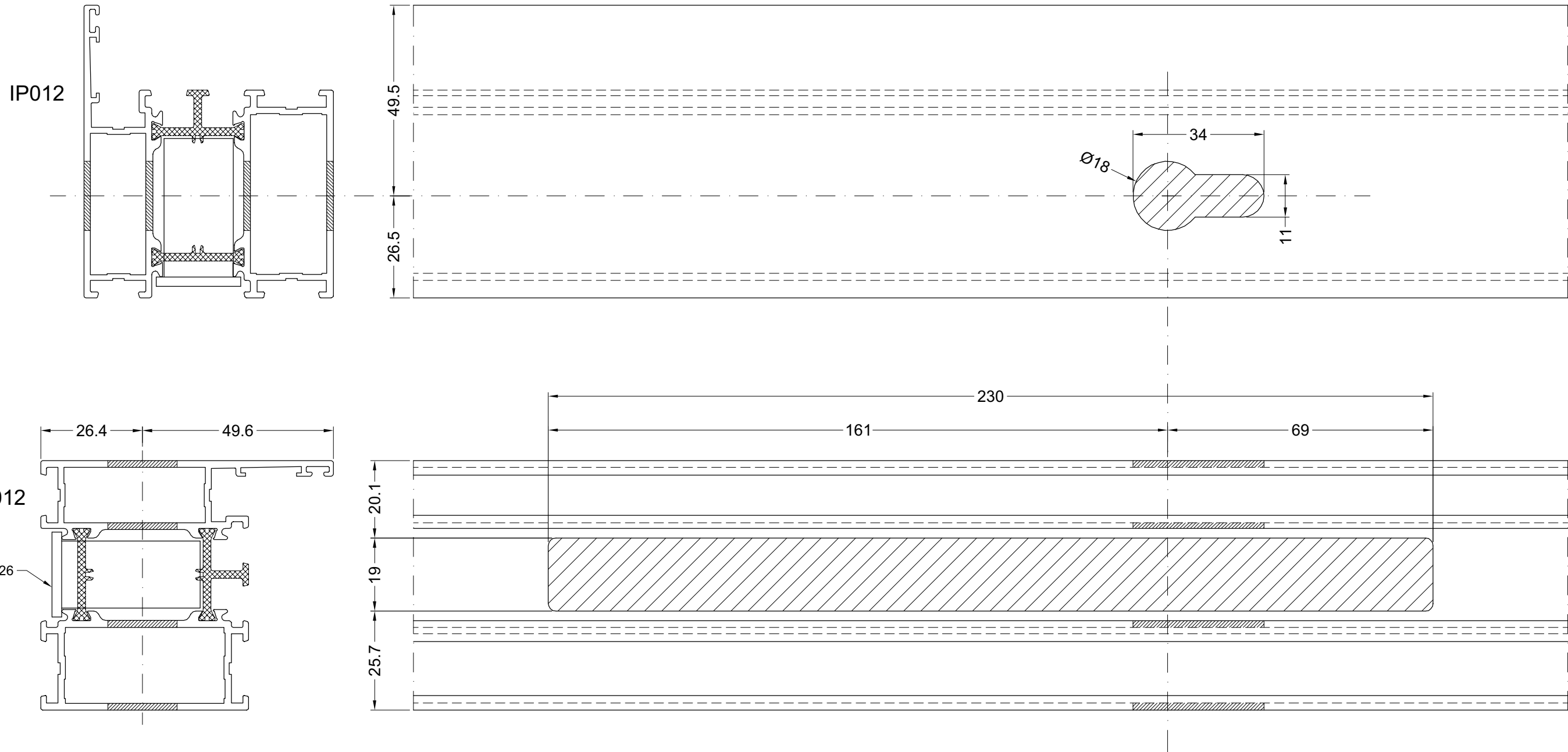
WERKTEKENINGEN - DESSINS DE CONSTRUCTION - KONSTRUKTIONZEICHNUNGEN - CONSTRUCTION DRAWINGS



ddeur10

INBOUW STANGENSLOT ACIP426
MONTAGE SERRURE A TRINGLE ACIP426
MONTAGE TRIEBRIEGELSSCHLOSS ACIP426
MONTAGE DOOR BOLTS ACIP426

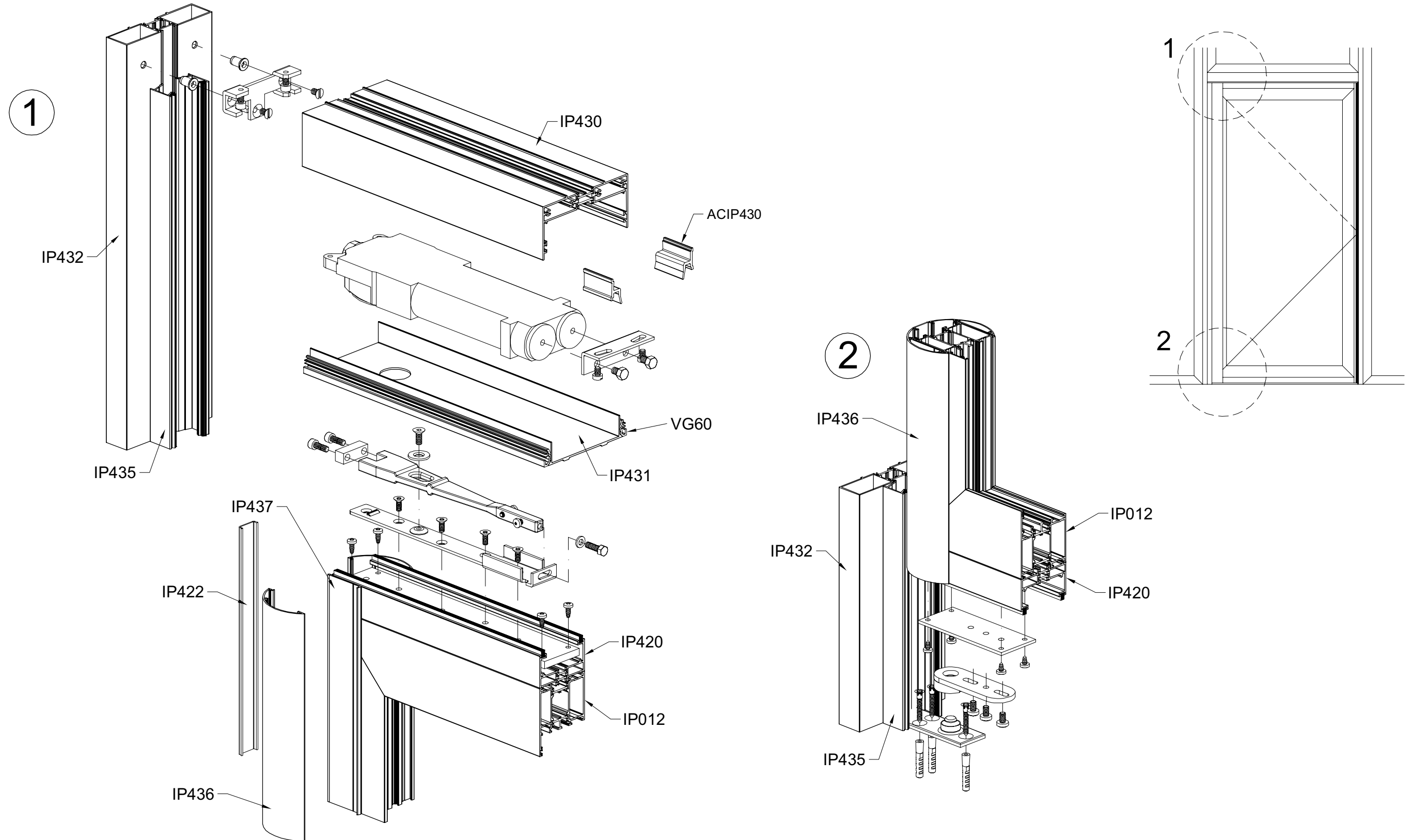
WERKTEKENINGEN - DESSINS DE CONSTRUCTION - KONSTRUKTIONZEICHNUNGEN - CONSTRUCTION DRAWINGS



ddeur6

MONTAGE ACIP421
MONTAGE ACIP421
MONTAGE ACIP421
MONTAGE ACIP421

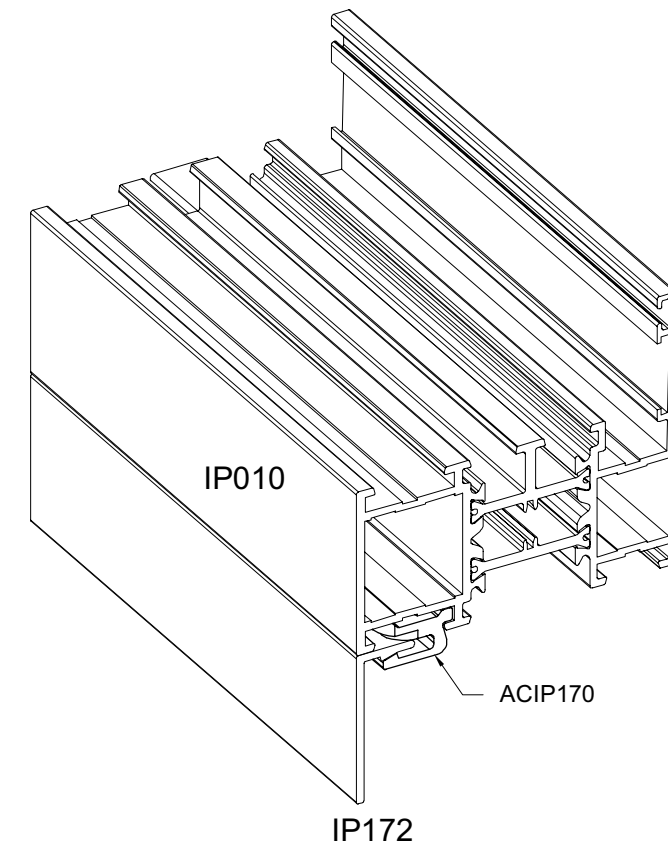
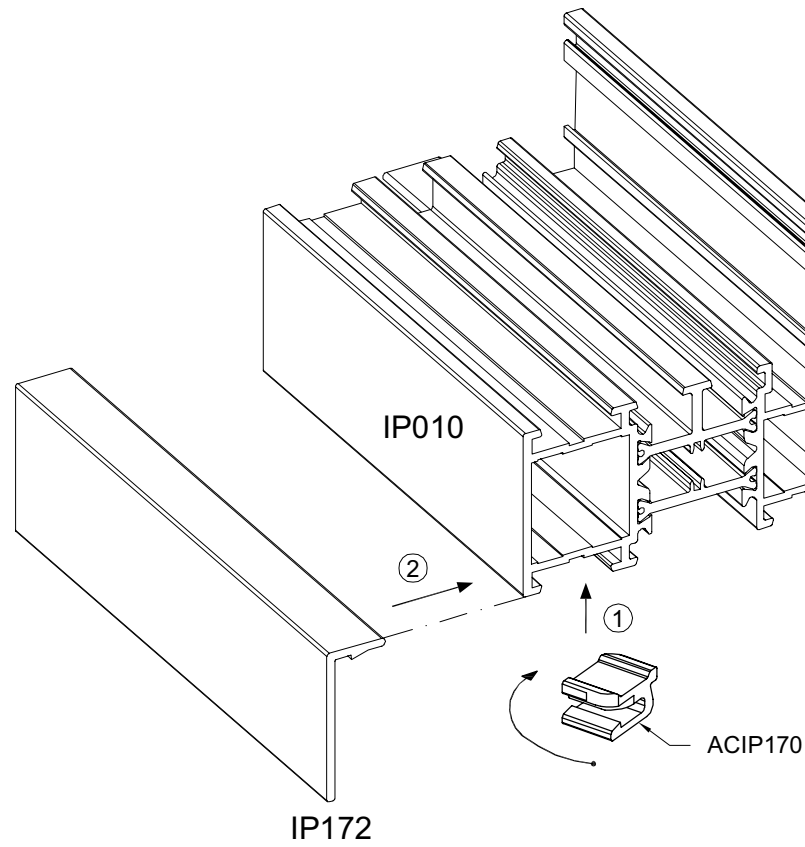
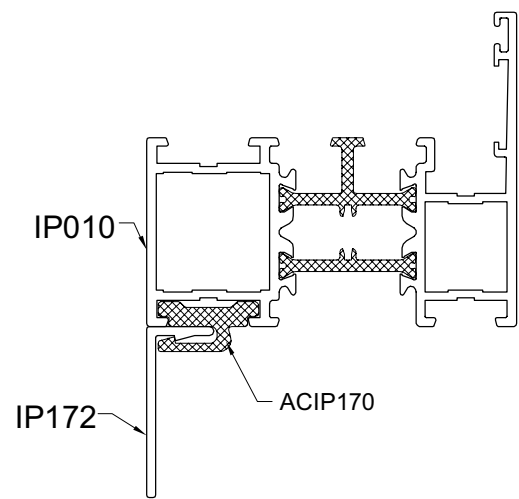
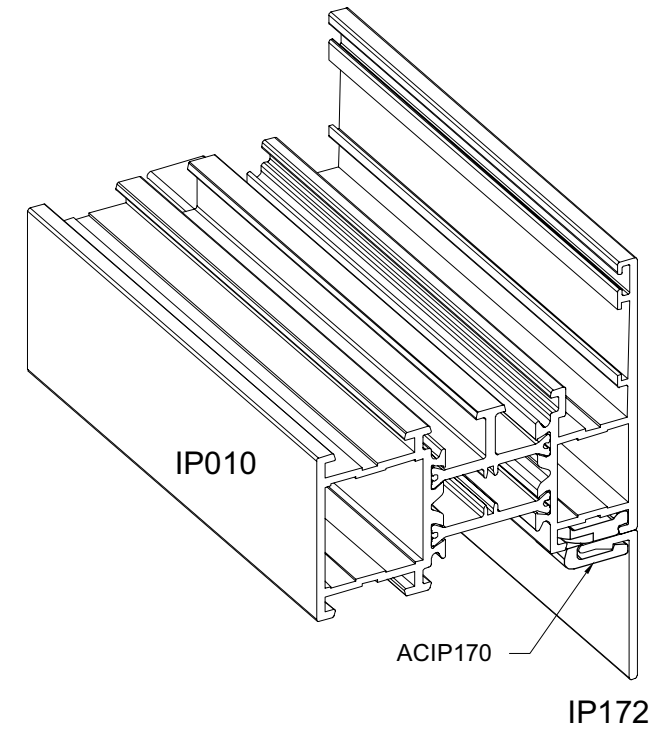
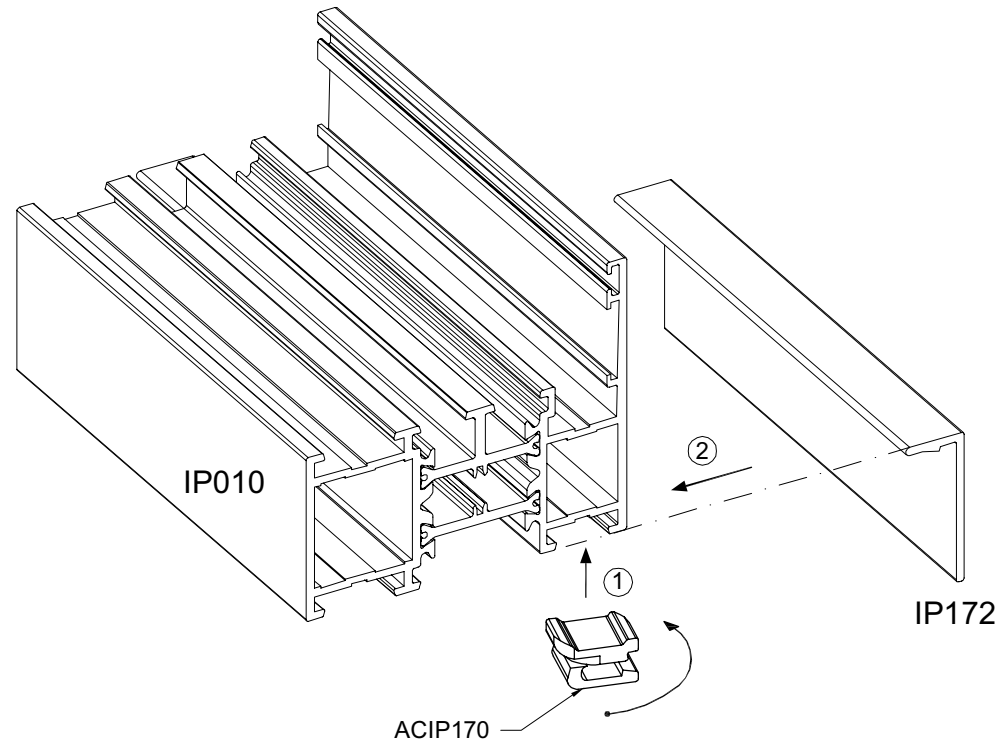
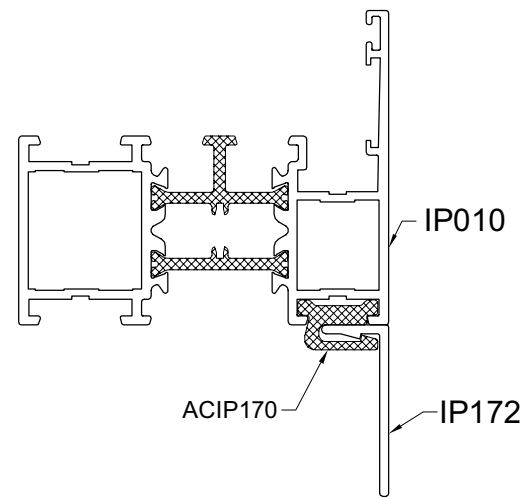
WERKTEKENINGEN - DESSINS DE CONSTRUCTION - KONSTRUKTIONZEICHNUNGEN - CONSTRUCTION DRAWINGS



kawneer

MONTAGE ACIP170, ACIP171
MONTAGE ACIP170, ACIP171
MONTAGE ACIP170, ACIP171
MONTAGE ACIP170, ACIP171

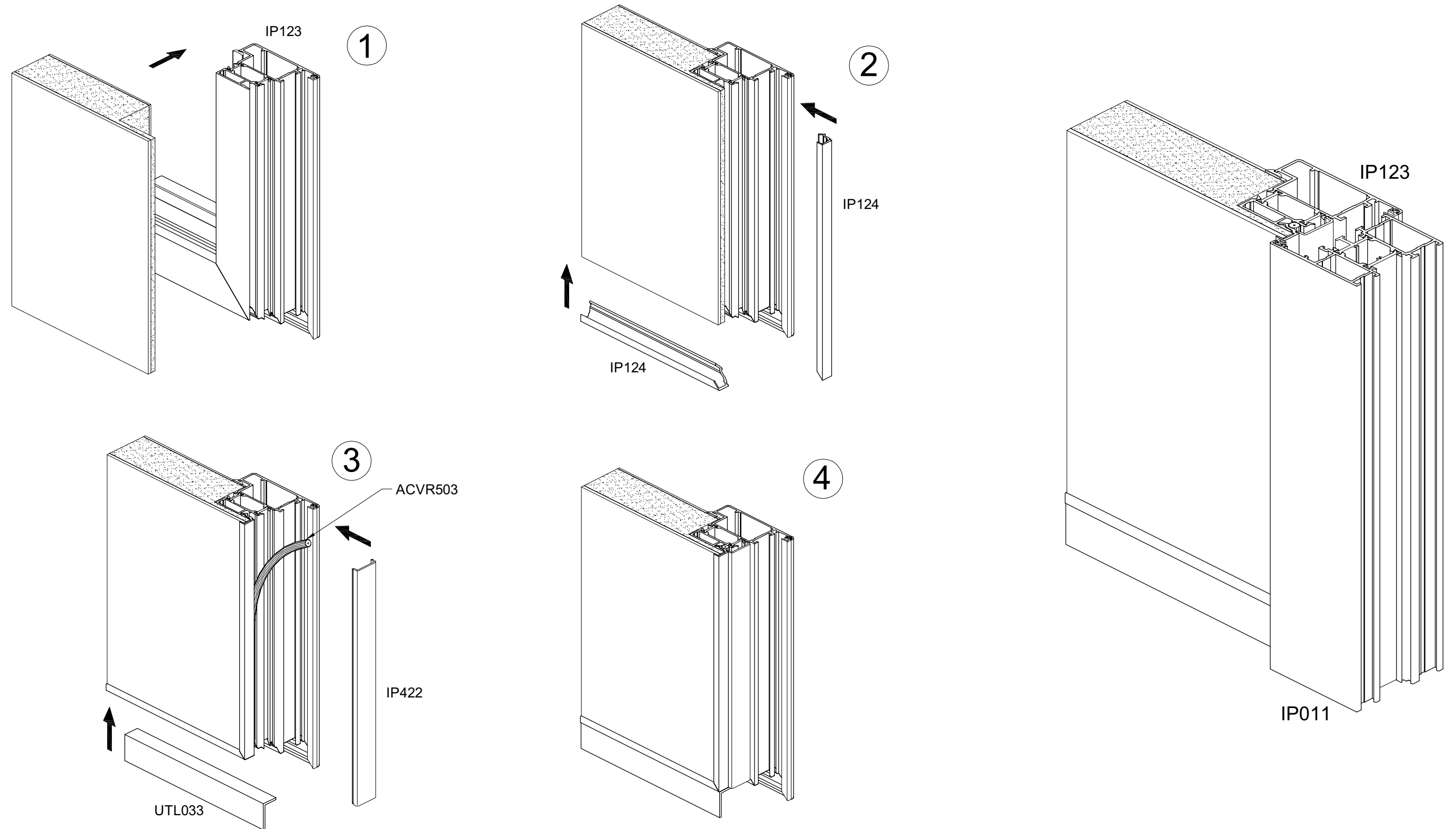
WERKTEKENINGEN - DESSINS DE CONSTRUCTION - KONSTRUKTIONZEICHNUNGEN - CONSTRUCTION DRAWINGS



acip170

MONTAGE IP123 / IP124
MONTAGE IP123 / IP124
MONTAGE IP123 / IP124
MONTAGE IP123 / IP124

WERKTEKENINGEN - DESSINS DE CONSTRUCTION - KONSTRUKTIONZEICHNUNGEN - CONSTRUCTION DRAWINGS



monpaneel

