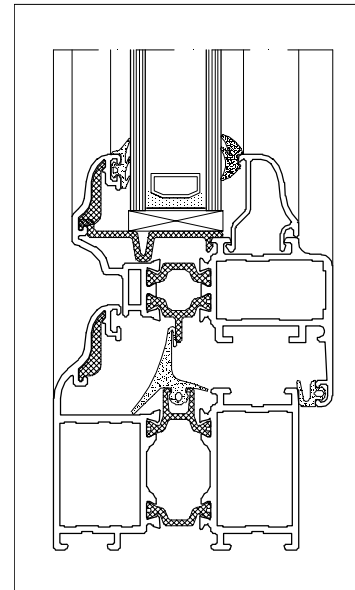


luxus

5/2/2008

RAMEN EN DEUREN - 65mm
FENETRES ET PORTES - 65mm
FENSTER UND TUREN - 65mm
WINDOWS AND DOORS - 65mm



LXa	PROFIELEN _____ P. 13 PROFILS PROFILE PROFILES
LXb	TOEBEHOREN _____ P. 27 ACCESSOIRES ZUBEHORTEILE ACCESSORIES
LXc	DOORSNEDEN _____ P. 61 COUPES SCHNITT SECTIONS
LXd	ZAAGTABELLEN _____ P. 95 TABLES DE SCIAGES ZUSCHNITT-TABELLEN SAWING TABLES
LXe	WERKTEKENINGEN _____ P. 105 DESSINS DE CONSTRUCTION KONSTRUKTIONZEICHNUNGEN CONSTRUCTION DRAWINGS

AFKORTINGEN / ABBREVIATIONS / ABKURZUNGEN / ABBREVIATIONS

BR = BRUT - BRUT - ROH - BRUT

AN = GEANODISEERD - ANODISE - ELOXIERT - ANODISED

AN (■) = GELAKT - LAQUE - LACKIERT - LACQUERED -- RAL9006M

KL = STANDAARDKLEUREN - COULEURS STANDARDS - BASIS FARBEN - BASIC COLORS

GS = SPECIAAL GEMOFFELD - LAQUE SPECIAL - SPECIALFARBE - SPECIAL COLOR

Z = ZWART - NOIR - SCHWARZ - BLACK

W = WIT - BLANC - WEISS - WHITE

De tekeningen die voorgesteld zijn op schaal 1:1, kunnen kleine maatafwijkingen vertonen, te wijten aan de reproductietechniek van deze catalogoog.

Les dessins représentés à l'échelle 1 peuvent avoir de légères variations dimensionnelles dues aux techniques de reproduction de ce catalogue.

Die Zeichnungen im Maßstab 1:1 können aus technischen Reproduktionsgründen leichte Messungsschwankungen darstellen.

The drawings represented on a scale 1 basis may have light dimensional variations due to the reproduction of the manual.

BUITENKADERS	P. 13
PROFILS D'ENCADREMENT KADERPROFILE OUTER FRAMES	
VLEUGELPROFIELEN	P. 14
OUVRANTS FLUGELPROFILE VENT PROFILES	
TUSSENREGELS	P. 16
TRAVERS SPROSSENPROFILE TRANSOMS	
STOLPPROFIELEN	P. 18
MAUCLAIRS STULP PROFILE DOUBLE CASEMENT PROFILES	
HOEKPROFIELEN	P. 19
POTEAUX D'ANGLE ECKPROFILE CORNER PROFILES	
ROLLUIKPROFIELEN	P. 23
STORE PROFILS ROLLADEN PROFILE SHUTTER PROFILES	
DORPELPROFIELEN	P. 24
SEUILS SOLLPROFILE SILL MEMBERS	
DIVERSE PROFIELEN	P. 26
PROFILS DIVERS DIVERS PROFILEN VARIED PROFILES	

RAMEN _____ P. 61

FENETRES
RAHMEN
WINDOWS

RAMEN VOOR PVC BESLAG _____ P. 85

FENETRES POUR QUINCAILLERIE PVC
RAHMEN FÜR PVC BESCHLAG
WINDOWS FOR PVC HARDWARE

DEUREN _____ P. 87

PORTES
TUREN
DOORS

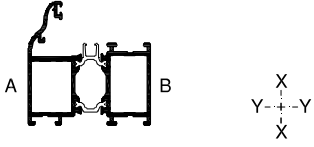
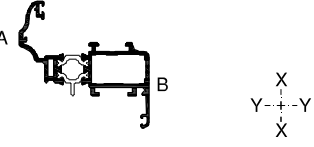
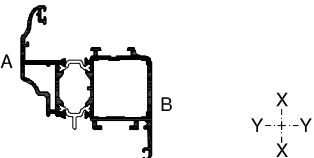
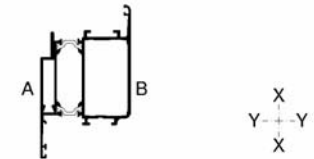
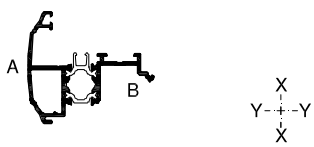

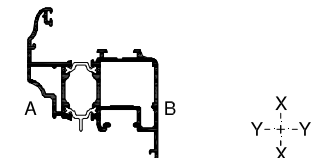
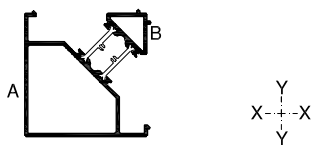
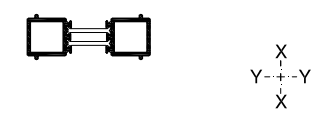
GLASTABELLEN _____ P. 93

TABLES DE VITRAGE
BEGLAZUNG TABELLEN
GLAZING TABLES

RAMEN _____ P. 95
FENETRES
RAHMEN
WINDOWS

DEUREN _____ P. 102
PORTES
TUREN
DOORS

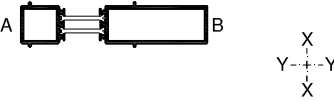

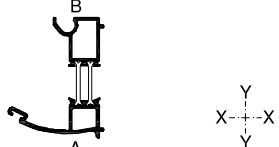
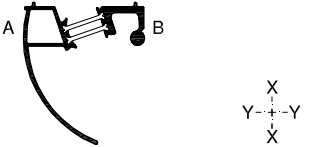
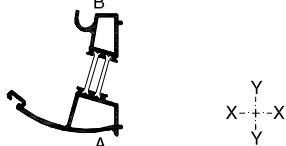
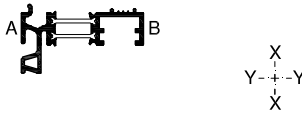
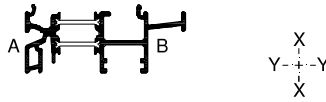
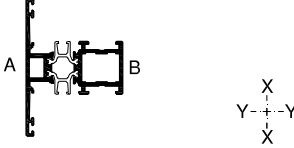
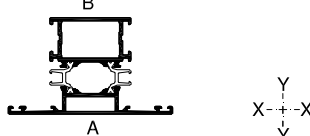
TOEPASSINGSBEREIK DRAAIKIP RAAM - KIPDRAAI RAAM _____	P. 105
PORTEE D'UTILISATION CHASSIS OSCILLO-BATTANT / MANOEUVRE LOGIQUE ANWENDUNGSBEREICH DREH-KIPPFENSTER / KIPDREH FENSTER APPLICATION LIMIT TILT AND TURN WINDOW / TILT BEFORE TURN WINDOW	
VARIABELE HOEKPROFIELEN _____	P. 106
POTEAUX D'ANGLE ECKPROFILE VARIABEL CORNER PROFILES	
HOEKEN EN T-VERBINDERS _____	P. 109
CLAMES ET ASSEMBLAGE-T ECKVERBINDERS UND T-VERBINDERS CORNERS AND CONNECTING BRACKETS	
KIPRAAM _____	P. 112
FENETRE BATTANT KIPFLUGEL TILT CASEMENT	
UITSPARING KRUK _____	P. 113
ENTAILLE POUR CREMONE AUSSPARUNG FUR GETRIEBE MACHINING FOR HANDLES	
MONTAGE ACLX054 _____	P. 114
MONTAGE ACLX054 MONTAGE ACLX054 MONTAGE ACLX054	
ROLLUIK _____	P. 115
GUIDE STORE ROLLADEN FUHRUNG ROLLING SHUTTER	
SLOTEN EN UITSPARINGEN _____	P. 117
SERRURES ET ENTAILLES SCHLOSSER UND EINBAU LOCKS AND EMBEDDING	
ONTLUCHTING EN ONTWATERING _____	P. 119
VENTILATION ET DRAINAGE ENTLUFTUNG UND ENTWASSERUNG VENTILATION AND DRAINAGE	
MONTAGE ACLX030 _____	P. 120
MONTAGE ACLX030 MONTAGE ACLX030 MONTAGE ACLX030	

NUMMER NUMERO NUMBER	AFBEELDING IMAGE BILD PICTURE	BLAD PAGE SEITE PAGE	OMTREK PERIM. UMRIB PERIM. mm	MECH. MEC. MECH. MEC. mm	lx (cm4)		LENGTE LONG. LANGE LENGTH	VERP. PER EMB. PAR PACK PR.	BR	AN	KL	GS	M1
					Wx (cm3)	Wy (cm3)							
LX011		13	455.6	333	27.27 7.80	16.81 4.24	6.5	2	X	X	X	X	X
LX020		14	425.9	264	24.39 6.51	8.92 2.66	6.5	2	X	X	X	X	X
LX021		14	458.4	294	32.47 9.13	19.29 4.70	6.5	2	X	X	X	X	X
LX023		15	458.6	191.5	33.38 10.41	39.78 7.52	6.5	2	X	X	X	X	X
LX040		18	389.8	277	14.74 3.41	7.10 2.14	6.5	2	X	X	X	X	X
LX062		13	135.9	32	-	-	6.5	10	X	X	X	X	
LX721		15	467.2	154.5	31.62 8.98	18.74 4.55	6.5	2	X	X	X	X	X
IP050		19	365.9	137	28.28 8.33	28.28 8.33	6.5	2	X	X	X	X	X
IP053		20	213.7	41	15.25 4.69	1.68 1.40	6.5	2	X	X	X	X	X

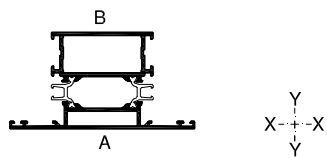
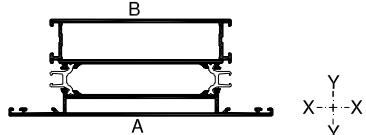
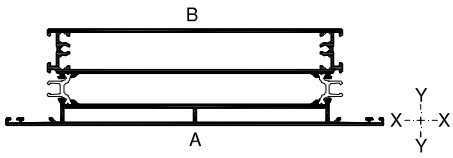
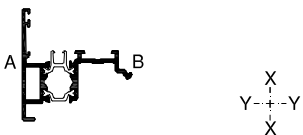

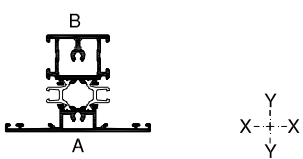
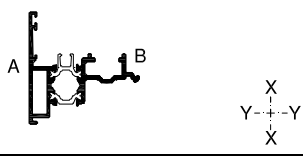


BR = BRUT - BRUT - ROH - BRUT
AN = ANODISATIE - ANODISE - ELOXIERT - ANODISED
KL = STANDAARDKLEUREN - COULEUR STANDARD - BASIS FARBEN - BASIC COLORS
GS = GEMOFFELD SPECIAAL - LAQUE SPECIAL - SPECIALFARBE - SPECIAL COLOR
M1 = BICOLOR - BICOLOR - BICOLOR - BICOLOR

A = BUITEN - EXTERIEUR - AUSSEN - OUTSIDE
B = BINNEN - INTERIEUR - INNEN - INSIDE

PROFIELEN - PROFILES - PROFILE - PROFILES

NUMMER NUMERO NUMBER	AFBEELDING IMAGE BILD PICTURE	BLAD PAGE SEITE PAGE	OMTREK PERIM. UMRIB PERIM. mm	MECH. MEC. MECH. MEC. mm	Ix (cm4)		Iy (cm4)		LENGTE LONG. LANGE LENGTH	VERP. PER EMB. PAR PACK PR.	BR	AN	KL	GS	M1
					Wx (cm3)	Wy (cm3)	Wx (cm3)	Wy (cm3)							
IP054		20	281.7	116	43.30	8.58	2.65	2.21	6.5	2	X	X	X	X	X
IP151		21	331.5	80	22.53	6.58	6.12	1.59	6.5	2	X	X	X	X	X
IP152		21	309.6	63	16.49	4.42	6.07	1.77	6.5	2	X	X	X	X	X
IP153		21	390.4	119	24.64	7.14	22.60	4.23	6.5	2	X	X	X	X	X
IP154		21	330.2	75	17.91	4.66	10.46	2.58	6.5	2	X	X	X	X	X
IP357		24	347.7	87.7	18.55	4.75	3.05	1.44	6.5	2	X	X	X	X	X
IP457		24	480.9	137	35.02	6.96	4.32	2.37	6.5	2	X	X	X	X	X
TL030		16	443.8	108	14.00	4.56	8.31	2.31	2.15 3.25 4.35 6.5	2	X	X	X	X	X
TL031		16	475.5	152	17.63	5.86	17.71	4.07	2.15 3.25 6.5	2	X	X	X	X	X

BR = BRUT - BRUT - ROH - BRUT
 AN = ANODISATIE - ANODISE - ELOXIERT - ANODISED
 KL = STANDAARDKLEUREN - COULEUR STANDARD - BASIS FARBEN - BASIC COLORS
 GS = GEMOFFELD SPECIAAL - LAQUE SPECIAL - SPECIALFARBE - SPECIAL COLOR
 M1 = BICOLOR - BICOLOR - BICOLOR - BICOLOR

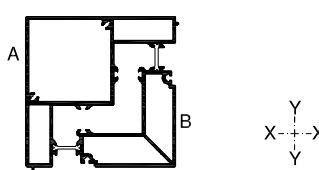








NUMMER NUMERO NUMBER	AFBEELDING IMAGE BILD PICTURE	BLAD PAGE SEITE PAGE	OMTREK PERIM. UMRIB PERIM. mm	MECH. MEC. MEC. mm	lx (cm4)		LENGTE LONG. LANGE LENGTH	VERP. PER EMB. PAR PACK PR.	BR	AN	KL	GS	M1
					Wx (cm3)	Wy (cm3)							
TL032		16	497.5	161	20.20 6.79	28.23 5.76	2.15 3.25 4.35 6.5	2	X	X	X	X	X
TL033		17	578.8	245	30.18 10.31	105.47 15.07	6.5	1	X	X	X	X	X
TL034		17	700.4	365	48.46 16.76	393.22 39.32	1.08 6.5	1	X	X	X	X	X
TL041		18	372.6	257	10.88 2.75	5.47 1.66	6.5	2	X	X	X	X	X
TL055		24	204.8	42	-	-	6.5	2	X	X	X	X	
TL130		16	455.1	118.8	17.16 5.87	10.84 2.82	6.5	2	X	X	X	X	X
TL740		18	374.6	87.4	11.79 3.04	5.71 1.68	6.5	2	X	X	X	X	X
UN029		26	81.6	-	-	-	6.5	6	X				
UN030		26	120.2	54.8	-	-	6.5	6	X	X	X	X	

BR = BRUT - BRUT - ROH - BRUT
AN = ANODISATIE - ANODISE - ELOXIERT - ANODISED
KL = STANDAARDKLEUREN - COULEUR STANDARD - BASIS FARBEN - BASIC COLORS
GS = GEMOFFELD SPECIAAL - LAQUE SPECIAL - SPECIALFARBE - SPECIAL COLOR
M1 = BICOLOR - BICOLOR - BICOLOR - BICOLOR

A = BUITEN - EXTERIEUR - AUSSEN - OUTSIDE
B = BINNEN - INTERIEUR - INNEN - INSIDE

NUMMER NUMERO NUMBER	AFBEELDING IMAGE BILD PICTURE	BLAD PAGE SEITE PAGE	OMTREK PERIM. UMRIB PERIM. mm	MECH. MEC. MECH. MEC. mm	Ix (cm4)	Iy (cm4)	LENGTE LONG. LANGE LENGTH	VERP. PER EMB. PAR PACK PR.	BR	AN	KL	GS	M1
					Wx (cm3)	Wy (cm3)							
UN031		26	184.5	69	-	-	6.5	6	X	X	X	X	
VG151		22	480.2	148	69.62 12.99	32.63 4.87	6.5	2	X	X	X	X	X
VG153		22	508.1	180	58.29 9.47	34.79 5.56	6.5	2	X	X	X	X	X
VL59		26	48	-	-	-	6	20		X			
VL59B		26	50.1	-	-	-	2	10		X			
VL67		26	77.8	42.7	-	-	6.5	6	X	X	X	X	
VL70		23	347.5	40	-	-	6.5	2	X	X	X	X	
VL71		23	279	107	-	-	4.5 6.5	2	X	X	X	X	
VL74		24	138.8	22	-	-	6.5	6	X	X	X	X	

BR = BRUT - BRUT - ROH - BRUT
AN = ANODISATIE - ANODISE - ELOXIERT - ANODISED
KL = STANDAARDKLEUREN - COULEUR STANDARD - BASIS FARBEN - BASIC COLORS
GS = GEMOFFELD SPECIAAL - LAQUE SPECIAL - SPECIALFARBE - SPECIAL COLOR
M1 = BICOLOR - BICOLOR - BICOLOR - BICOLOR

NUMMER NUMERO NUMBER	AFBEELDING IMAGE BILD PICTURE	BLAD PAGE SEITE PAGE	OMTREK PERIM. UMRIB PERIM. mm	MECH. MEC. MEC. MEC. mm	lx (cm4)		LENGTE LONG. LANGE LENGTH	VERP. PER EMB. PAR PACK PR.	BR	AN	KL	GS	M1
					Wx (cm3)	Wy (cm3)							
VL155		19	476.7	317	157.55	157.55	4.7	1	X	X	X	X	X
					30.82	30.82							
VL159		26	52.9	-	-	-	6	-		X			
VL479		25	162.9	83	-	-	6.5	2	X	X	X	X	
VL480		25	251.6	115	-	-	6.5	2	X	X	X	X	
VL481		25	311.8	147	-	-	6.5	2	X	X	X	X	
VL482		25	365.3	180.1	-	-	6.5	2	X	X	X	X	
VL483		25	425.5	209.7	-	-	6.5	2	X	X	X	X	
VL484		25	493.4	243	-	-	6.5	2	X	X	X	X	
VL486		25	600.5	300.5	-	-	6.5	2	X	X	X	X	

BR = BRUT - BRUT - ROH - BRUT

AN = ANODISATIE - ANODISE - ELOXIERT - ANODISED

KL = STANDAARDKLEUREN - COULEUR STANDARD - BASIS FARBEN - BASIC COLORS

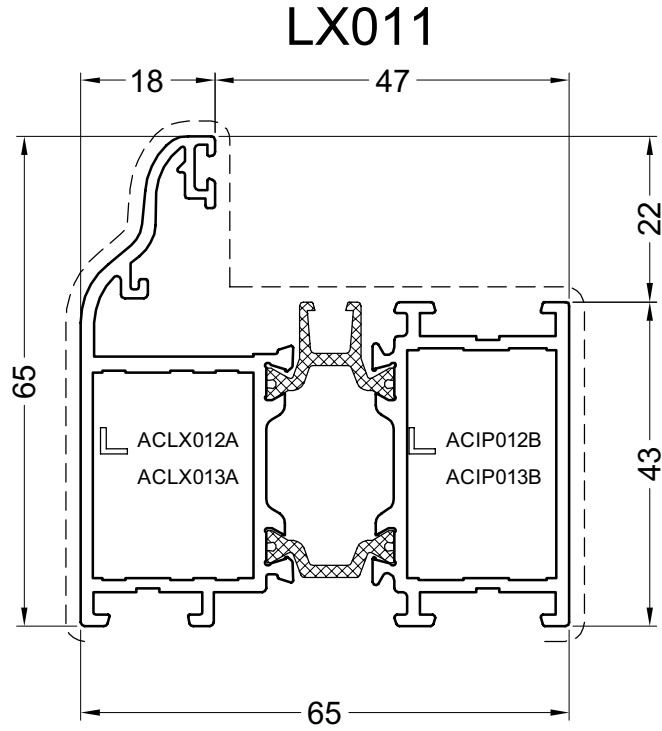
GS = GEMOFFELD SPECIAAL - LAQUE SPECIAL - SPECIALFARBE - SPECIAL COLOR

M1 = BICOLOR - BICOLOR - BICOLOR - BICOLOR

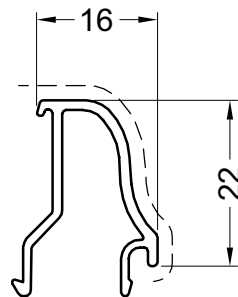
A = BUITEN - EXTERIEUR - AUSSEN - OUTSIDE
B = BINNEN - INTERIEUR - INNEN - INSIDE

BUITENKADERS
PROFILS D'ENCADREMENT
KADERPROFILE
OUTER FRAMES

PROFIELEN - PROFILS- PROFILE - PROFILES



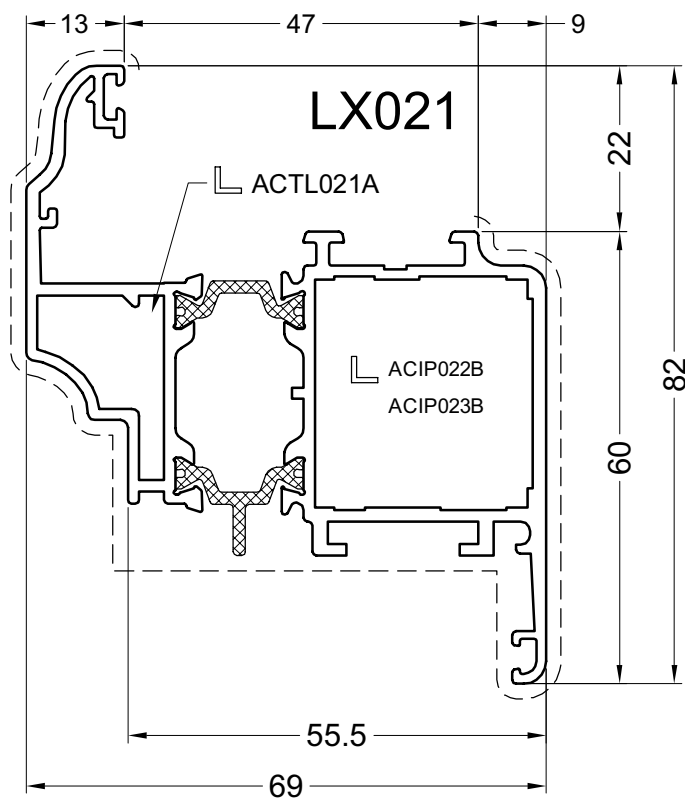
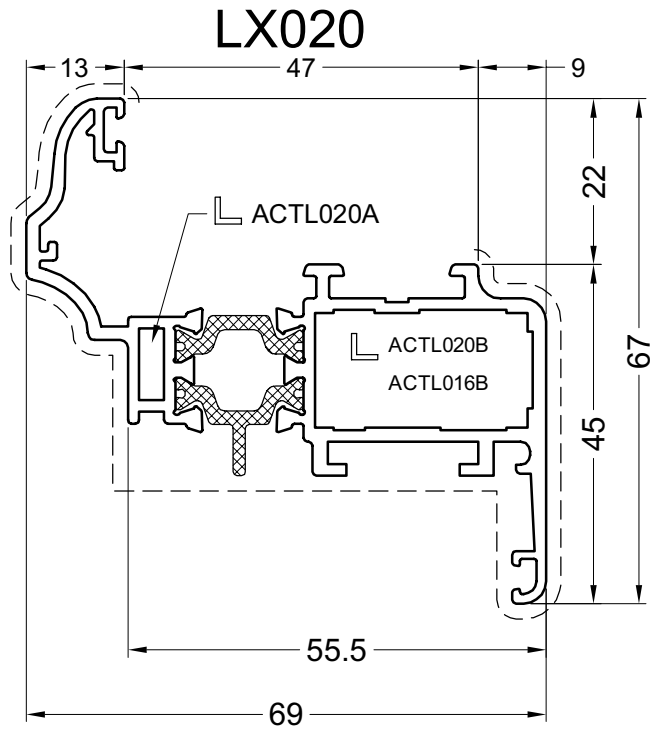
LX062



blad01

Primaire zichtbare zijde
Face visible primaire
Primär sichtbare Seite
Primary visible side

Secundaire zichtbare zijde
Face visible secondaire
Secondär sichtbare Seite
Secondary visible side



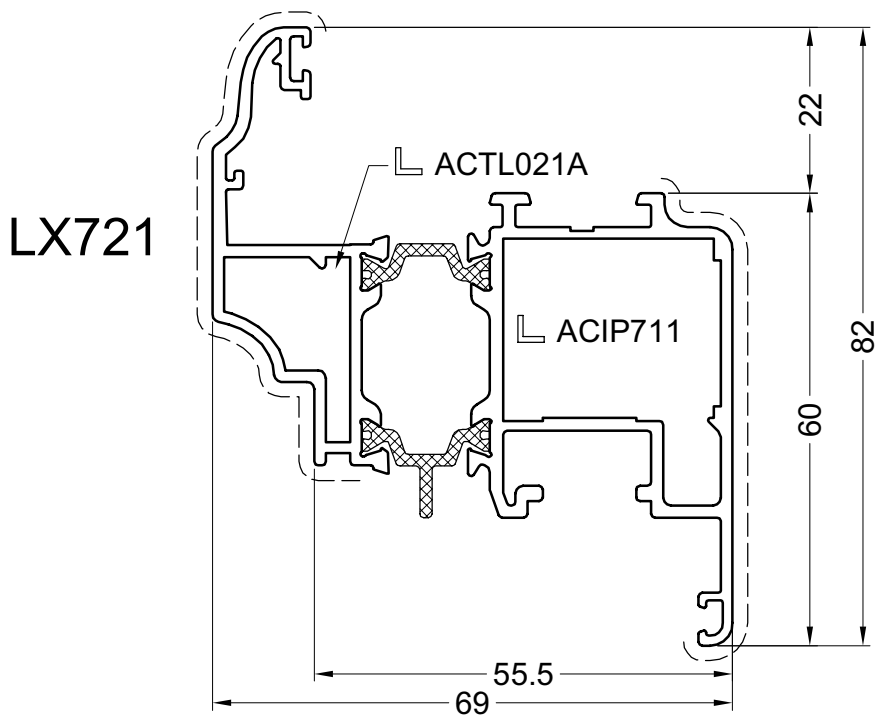
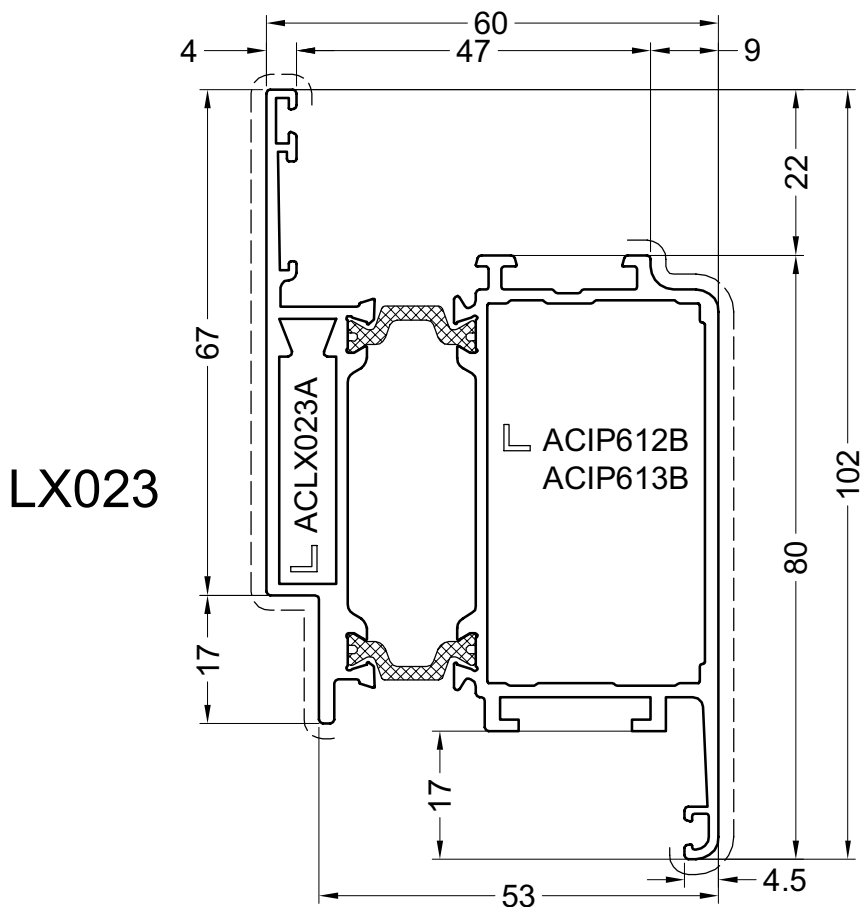
blad02

Primaire zichtbare zijde
Face visible primaire
Primär sichtbare Seite
Primary visible side

Secundaire zichtbare zijde
Face visible secondaire
Secondär sichtbare Seite
Secondary visible side

VLEUGELPROFIELEN
OUVRANTS
FLUGELPROFILE
VENT PROFILES

PROFIELEN - PROFILS- PROFILE - PROFILES



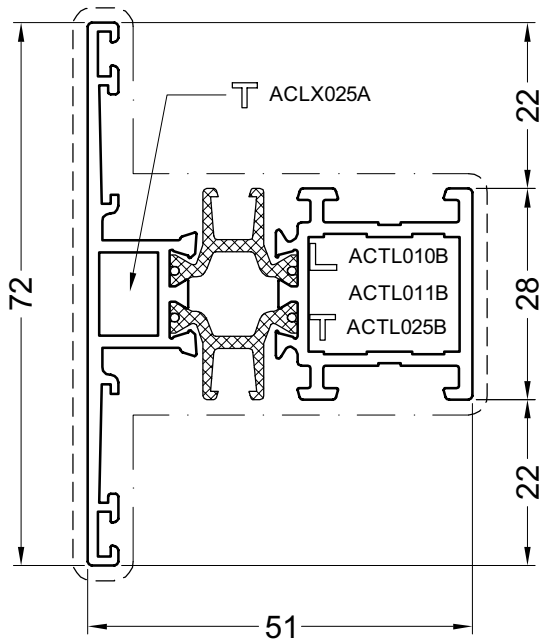
blad02a

Primaire zichtbare zijde
Face visible primaire
Primär sichtbare Seite
Primary visible side

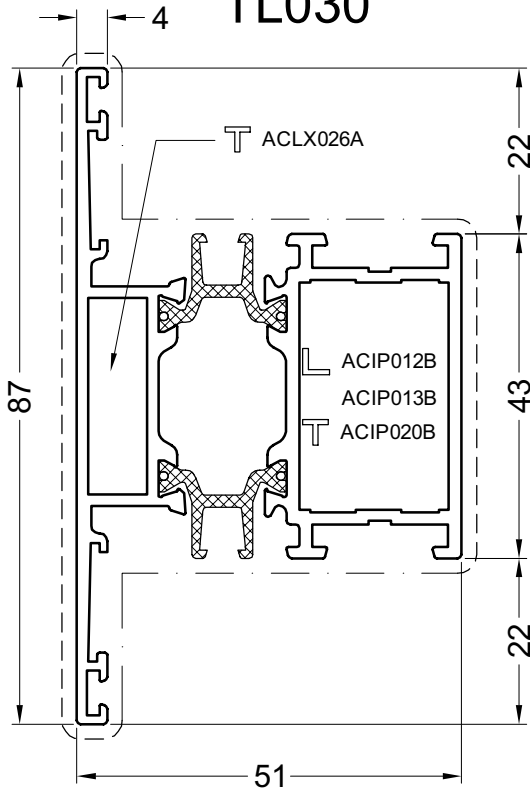
Secundaire zichtbare zijde
Face visible secondaire
Secondär sichtbare Seite
Secondary visible side

TUSSENREGELS
TRAVERS
SPROSSENPROFIE
TRANSOMS

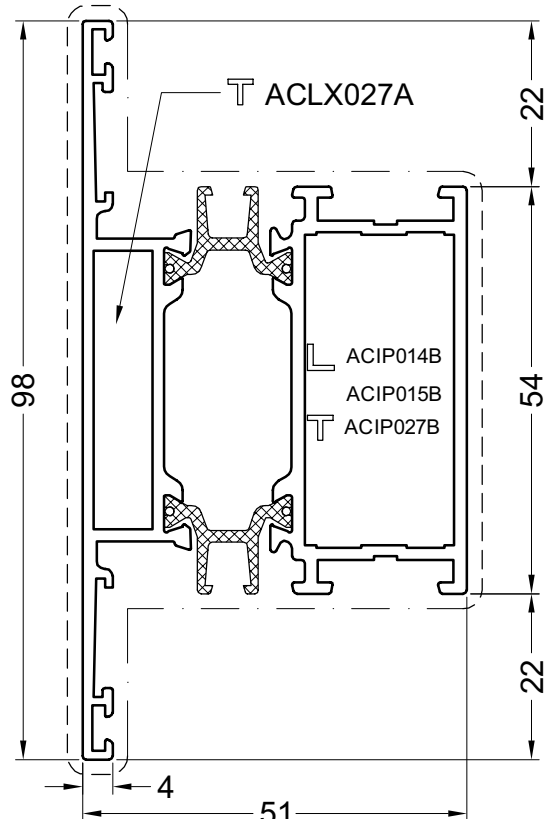
PROFIELEN - PROFILS- PROFILE - PROFILES



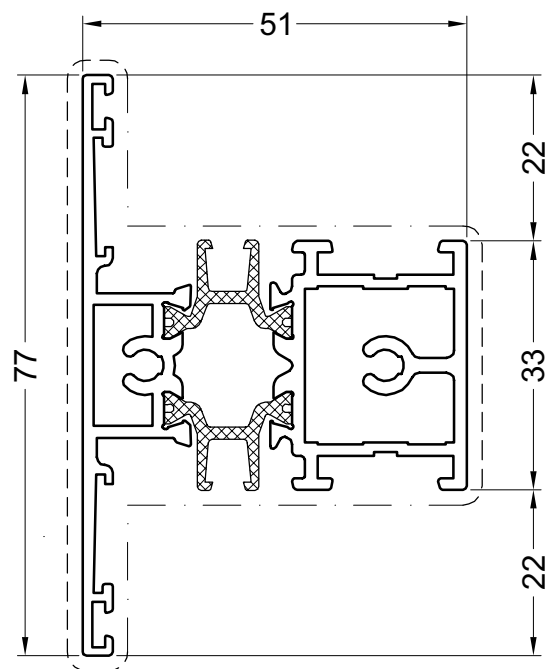
TL030



TL031



TL032



TL130

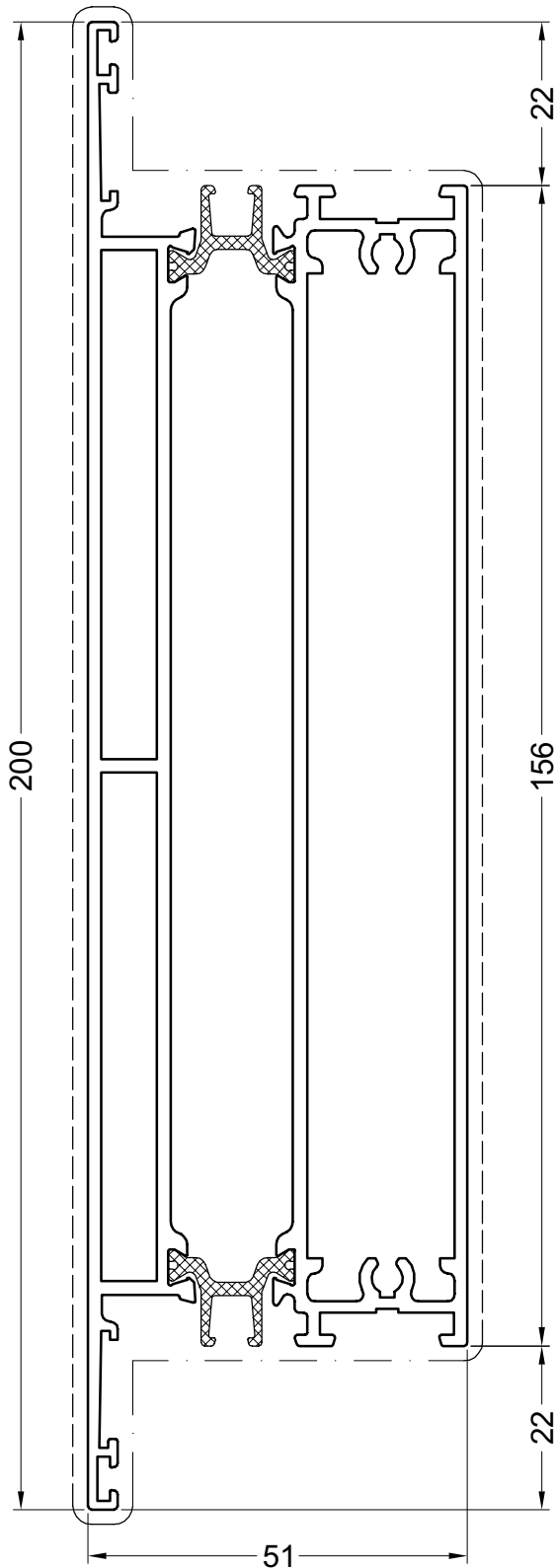
blad03

Primaire zichtbare zijde
Face visible primaire
Primär sichtbare Seite
Primary visible side

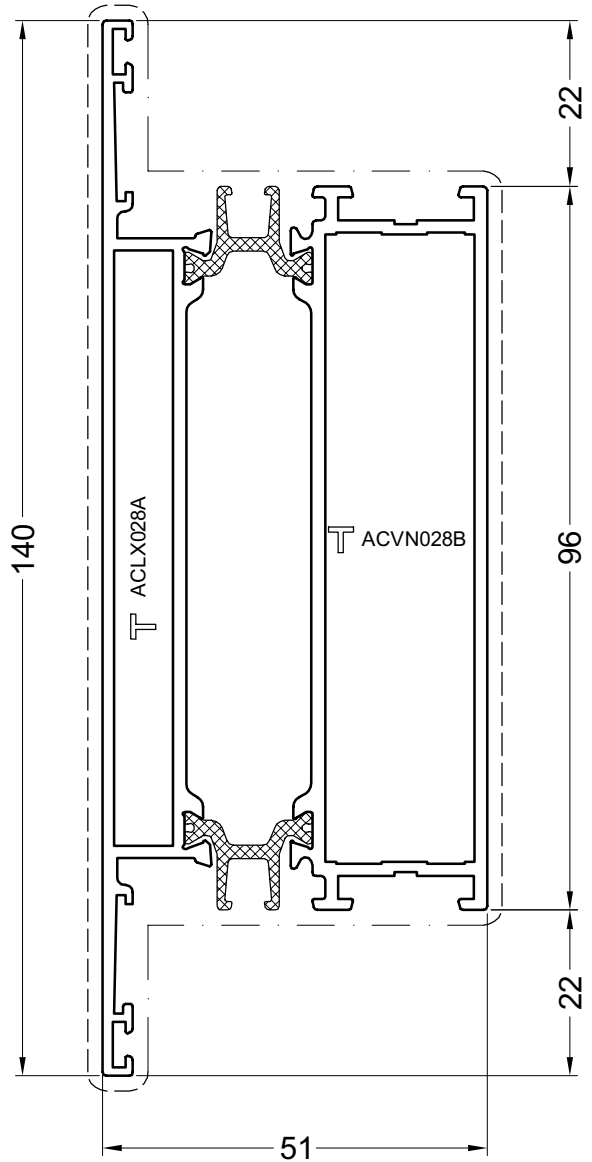
Secundaire zichtbare zijde
Face visible secondaire
Secondär sichtbare Seite
Secondary visible side

TUSSENREGELS
TRAVERS
SPROSSENPROFIELE
TRANSOMS

PROFIELEN - PROFILS- PROFILE - PROFILES



TL034



TL033

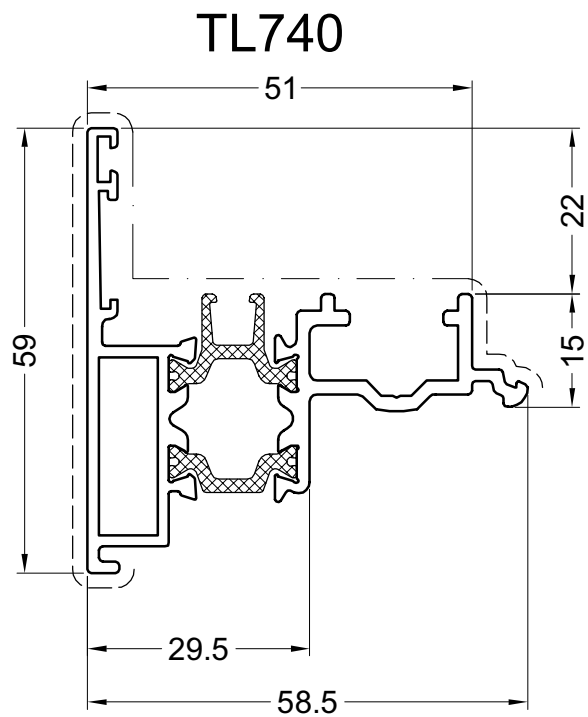
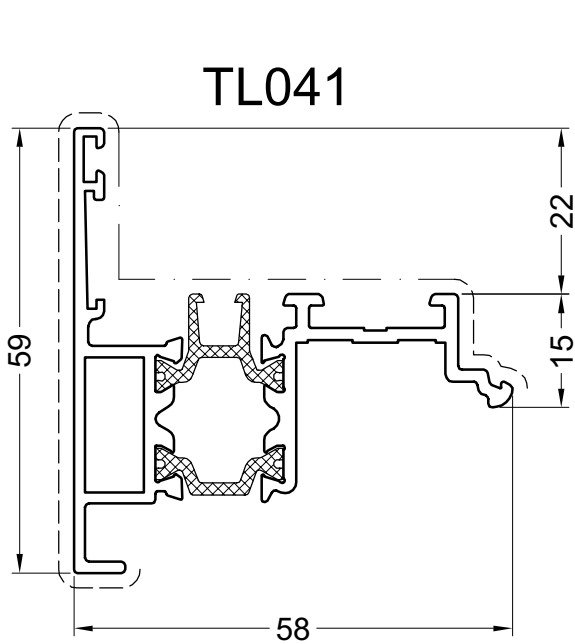
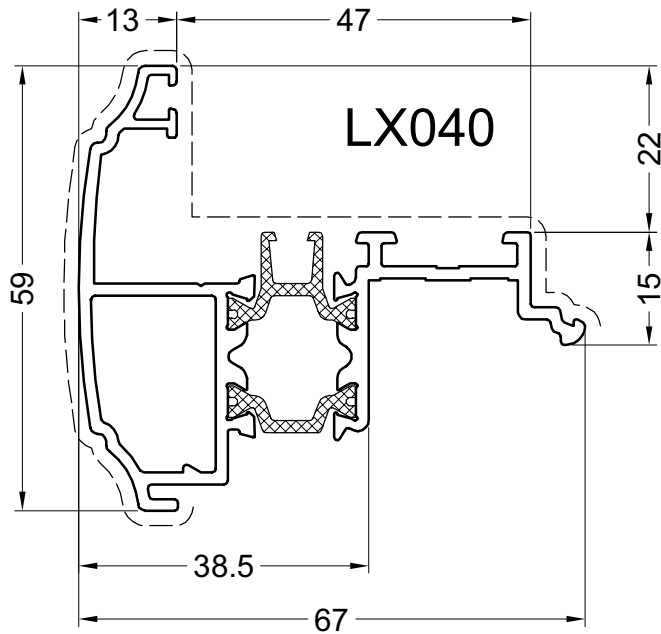
blad04

Primaire zichtbare zijde
Face visible primaire
Primär sichtbare Seite
Primary visible side

Secundaire zichtbare zijde
Face visible secondaire
Secondär sichtbare Seite
Secondary visible side

STOLPPROFIELEN
MAUCLAIRS
STULP PROFILE
DOUBLE CASEMENT PROFILES

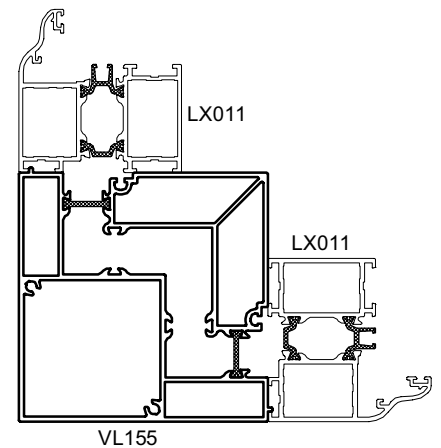
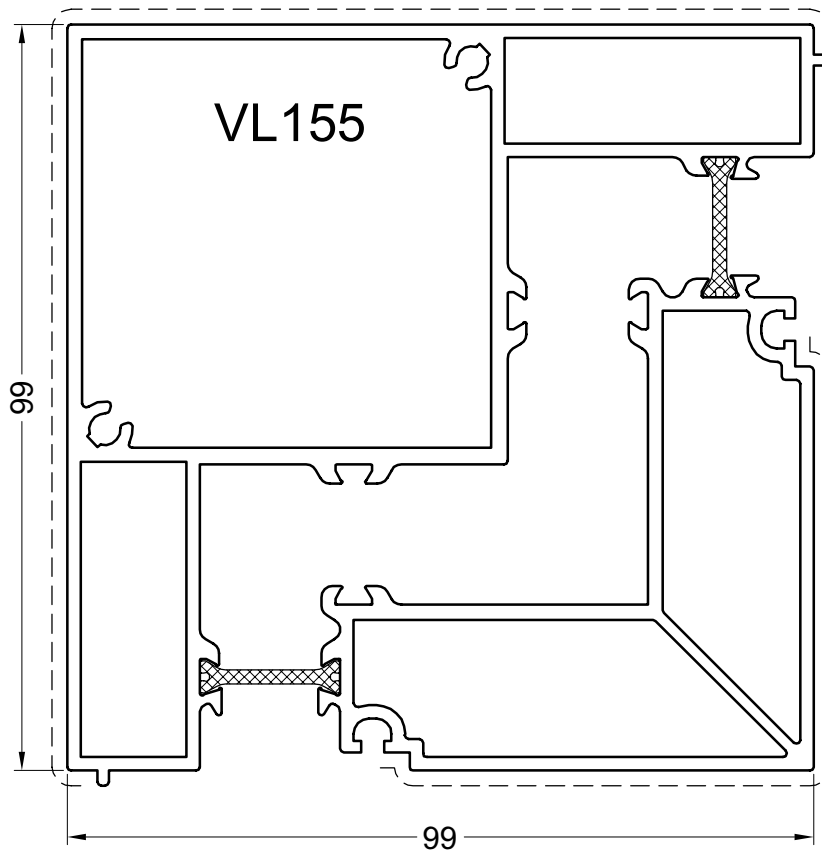
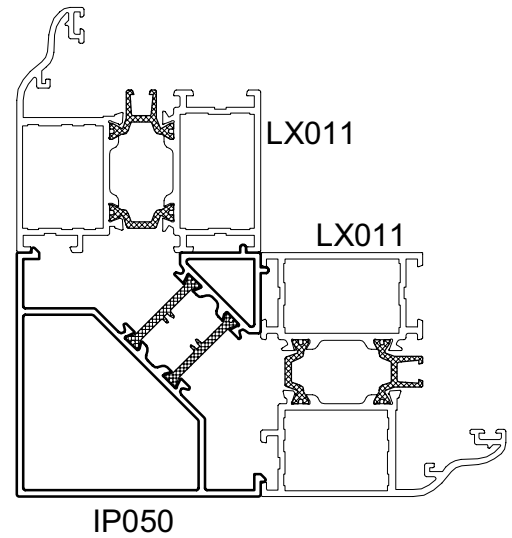
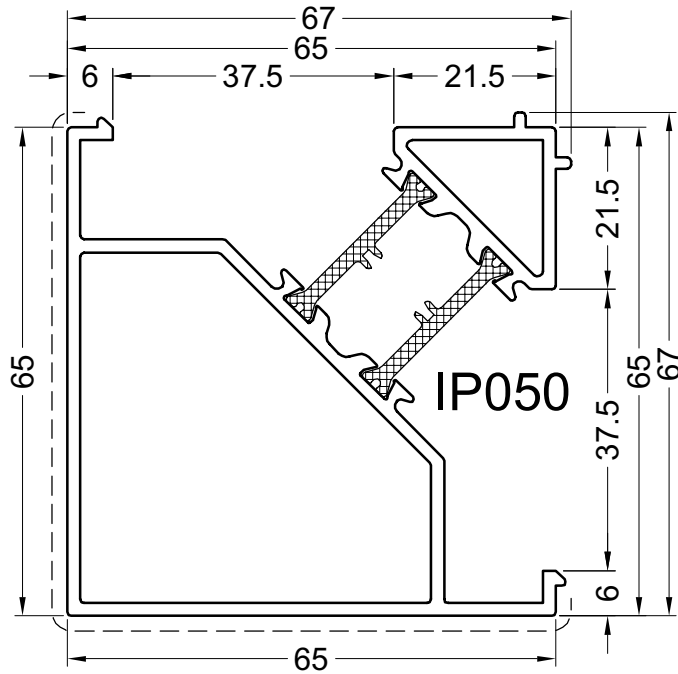
PROFIELEN - PROFILS- PROFILE - PROFILES



blad04a

HOEKPROFIELEN
POTEAUX D'ANGLE
ECKPROFILE
CORNER PROFILES

PROFIELEN - PROFILS- PROFILE - PROFILES



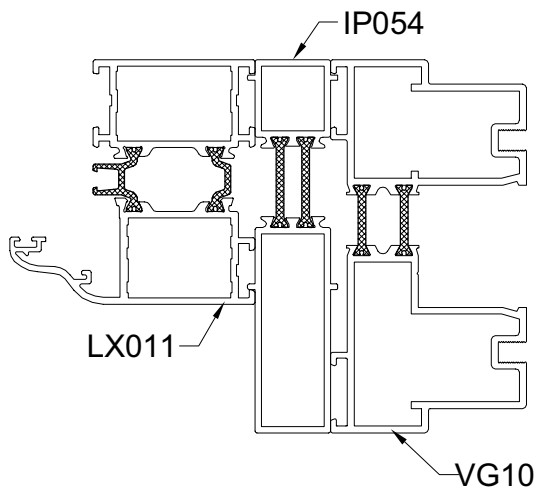
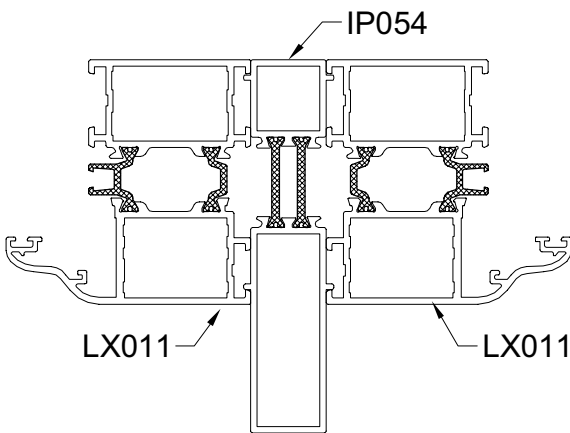
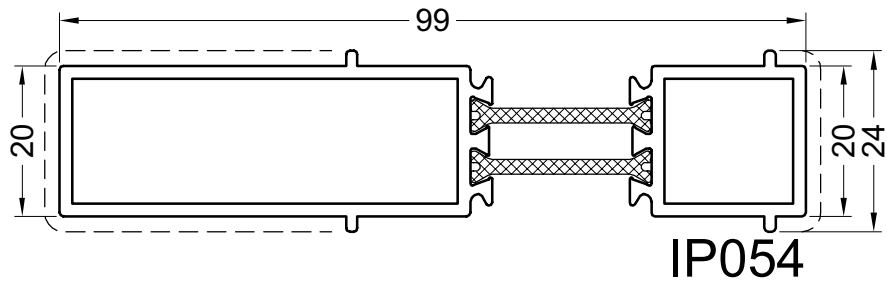
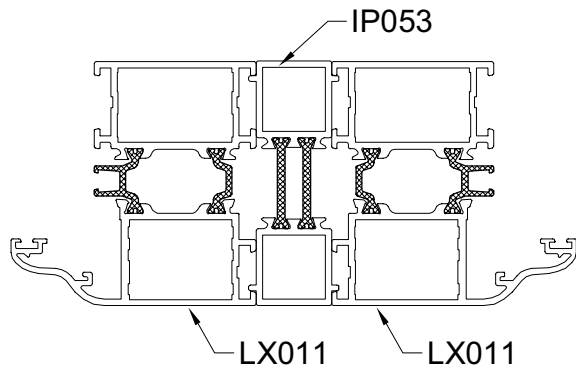
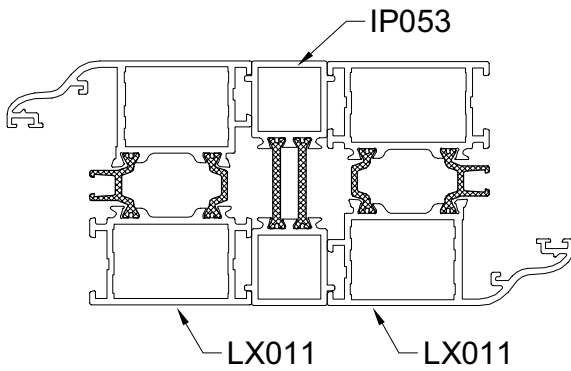
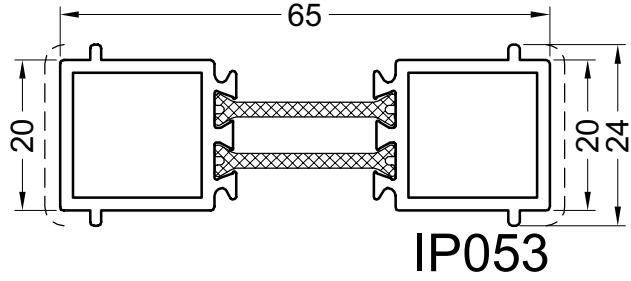
blad05

Primaire zichtbare zijde
Face visible primaire
Primär sichtbare Seite
Primary visible side

Secundaire zichtbare zijde
Face visible secondaire
Secondär sichtbare Seite
Secondary visible side

HOEKPROFIELEN
POTEAUX D'ANGLE
ECKPROFILE
CORNER PROFILES

PROFIELEN - PROFILS - PROFILE - PROFILES



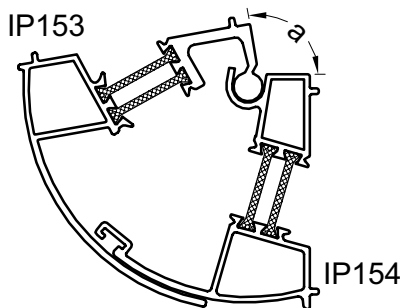
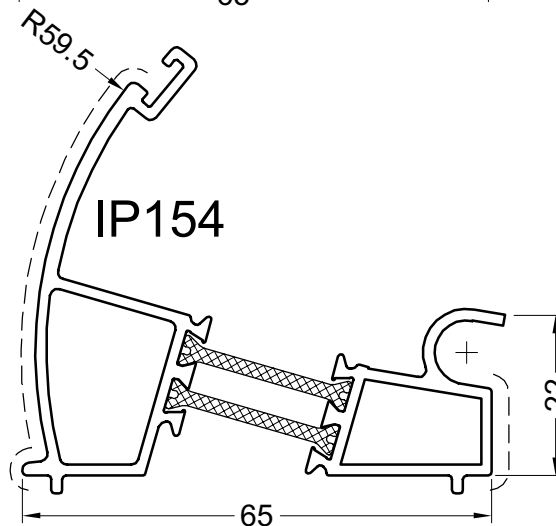
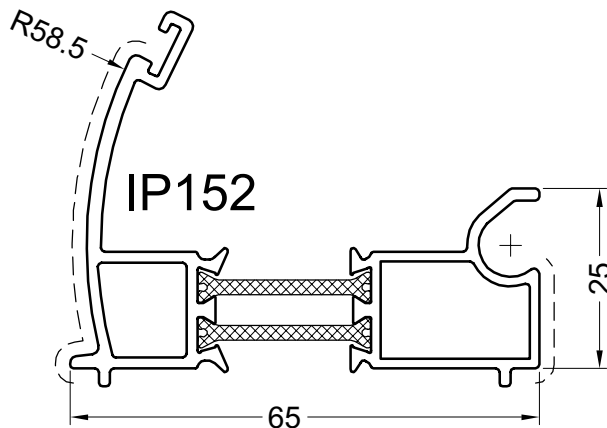
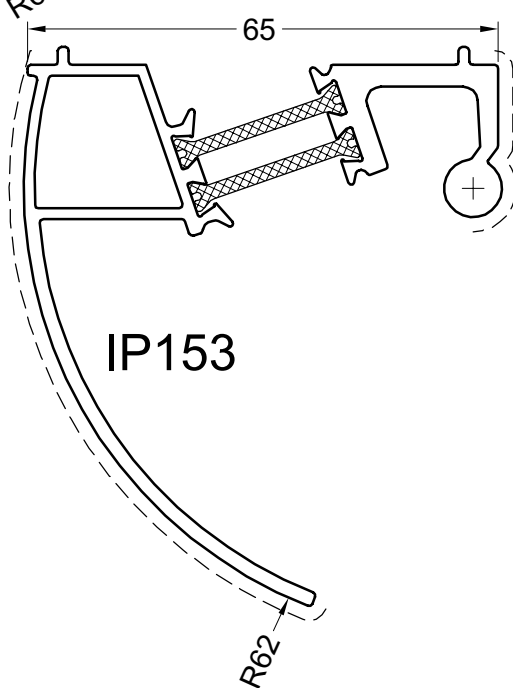
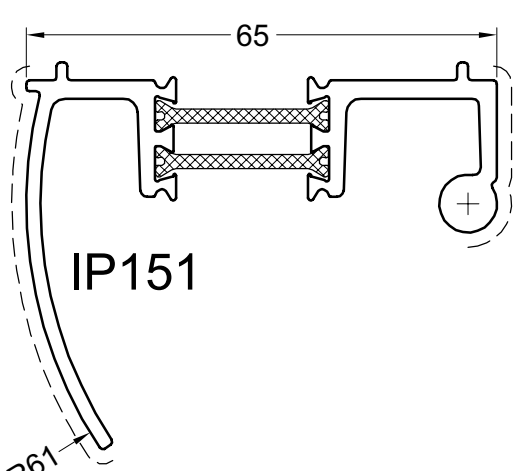
blad06

 Primaire zichtbare zijde
 Face visible primaire
 Primär sichtbare Seite
 Primary visible side

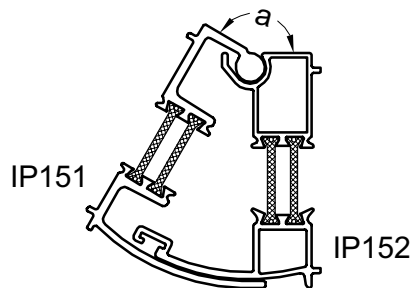
 Secundaire zichtbare zijde
 Face visible secondaire
 Secundär sichtbare Seite
 Secondary visible side

HOEKPROFIELEN
POTEAUX D'ANGLE
ECKPROFILE
CORNER PROFILES

PROFIELEN - PROFILS- PROFILE - PROFILES



$75^\circ < a < 125^\circ$



$120^\circ < a < 160^\circ$

blad08

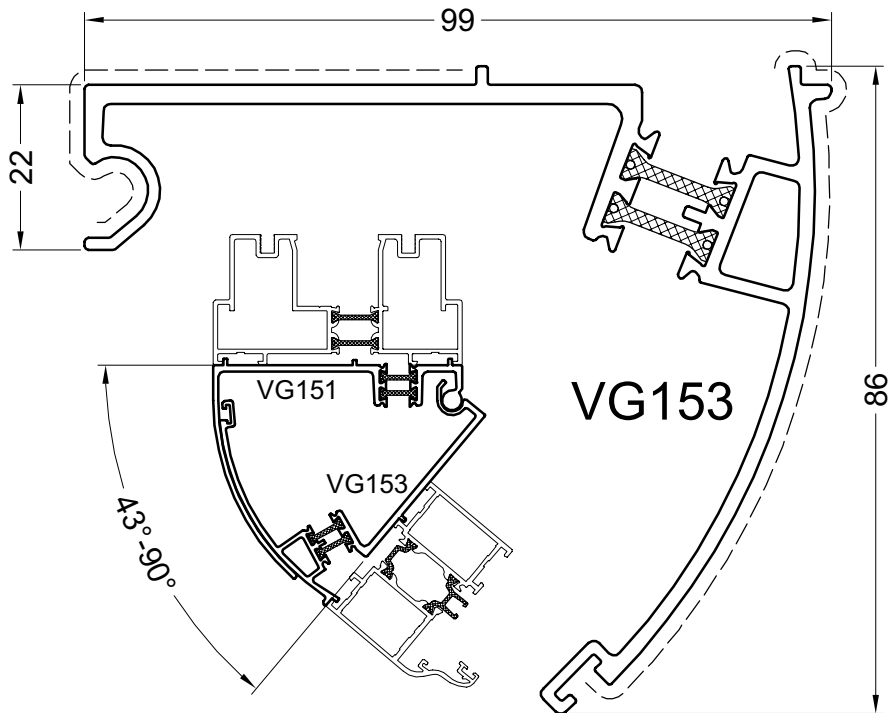
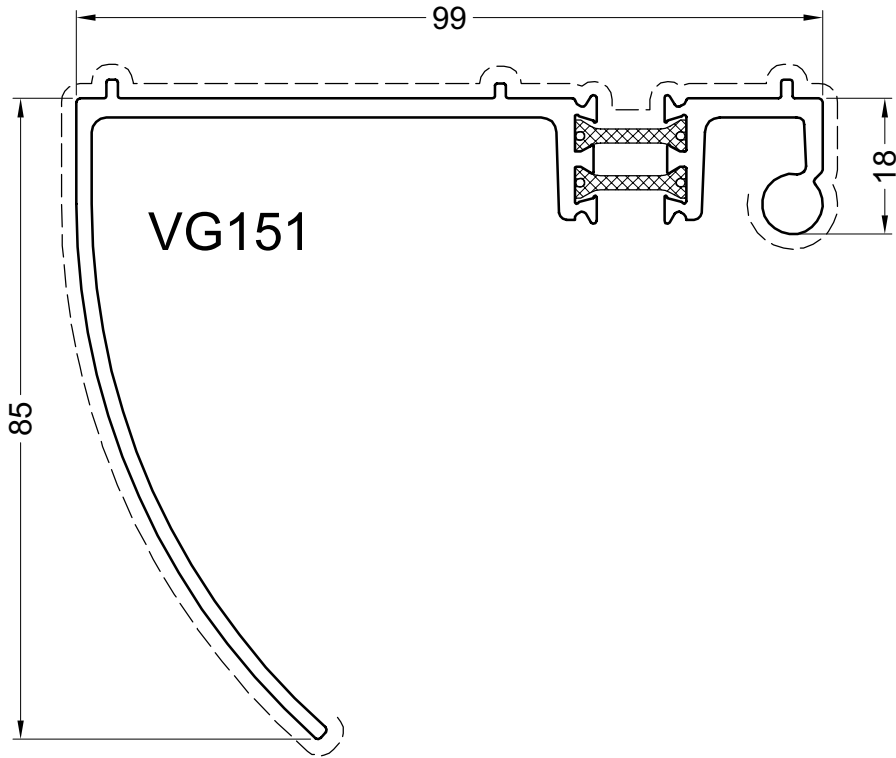
Primaire zichtbare zijde
Face visible primaire
Primär sichtbare Seite
Primary visible side

Secundaire zichtbare zijde
Face visible secondaire
Secondär sichtbare Seite
Secondary visible side

5/9/07

HOEKPROFIELEN
POTEAUX D'ANGLE
ECKPROFILE
CORNER PROFILES

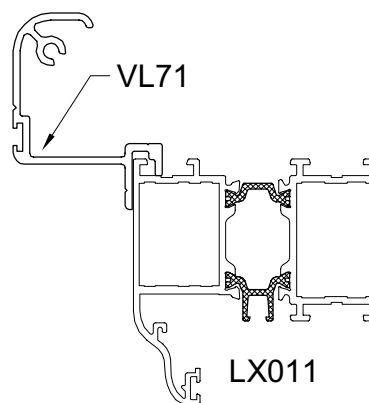
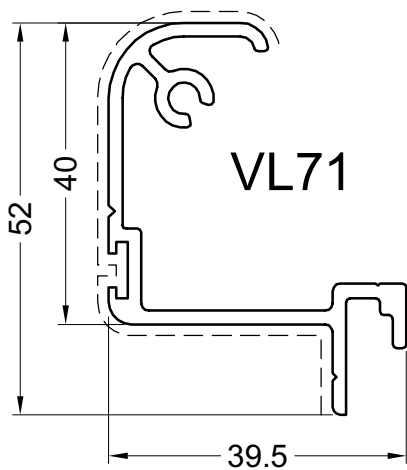
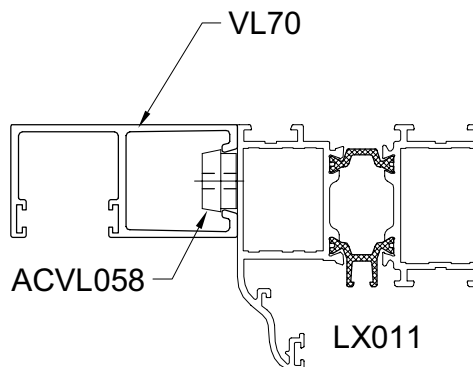
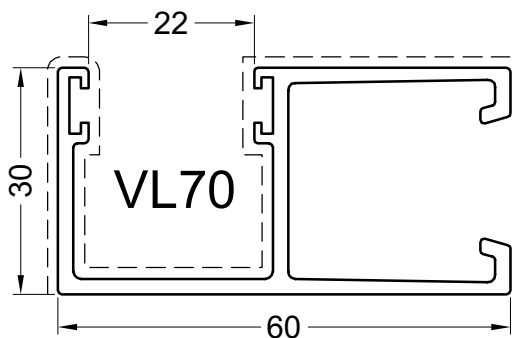
PROFIELEN - PROFILS- PROFILE - PROFILES



blad11

ROLLUIKPROFIELEN
PROFILS STORE
ROLLADEN PROFILE
SHUTTER PROFILES

PROFIELEN - PROFILS - PROFILE - PROFILES



blad10

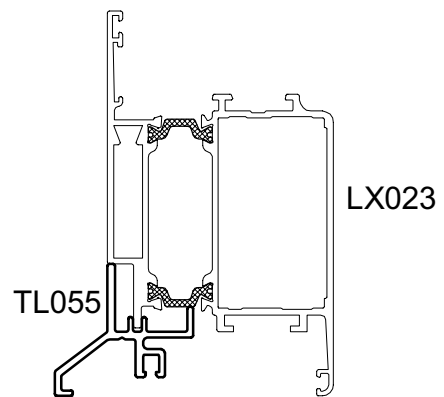
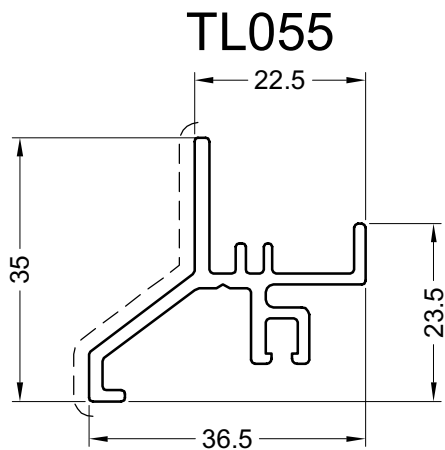
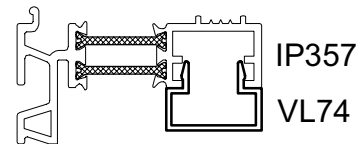
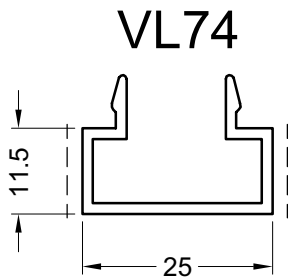
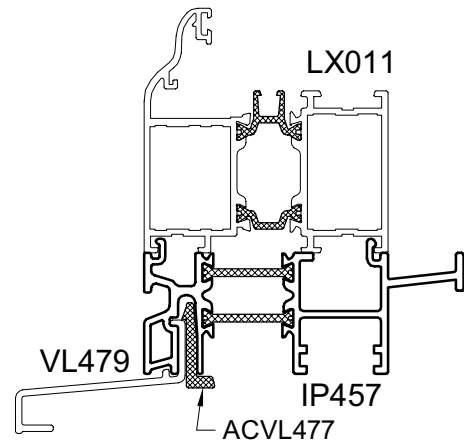
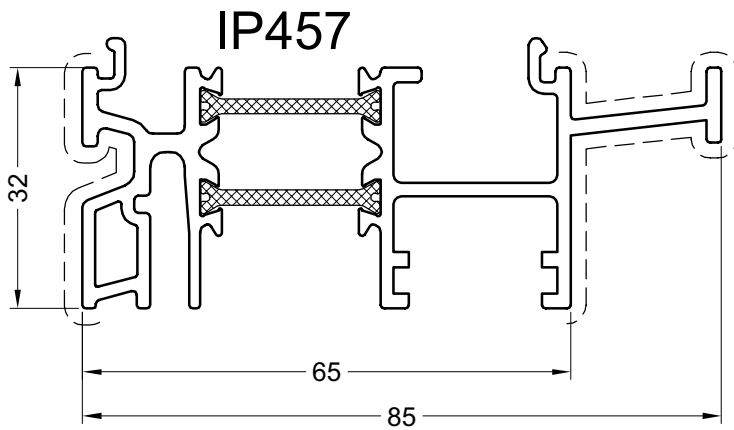
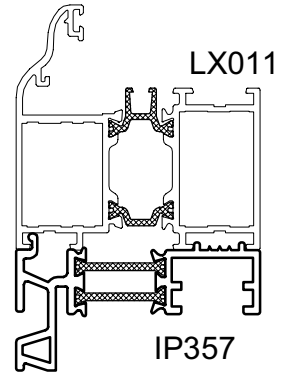
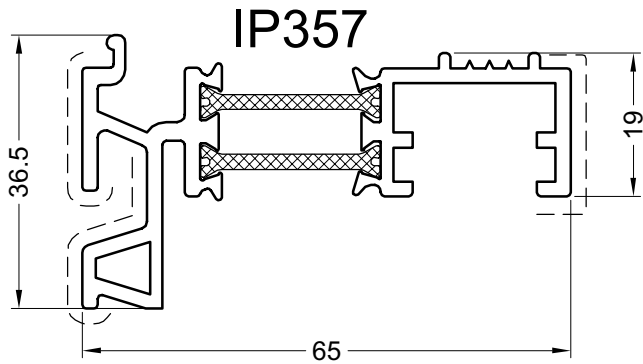
Primaire zichtbare zijde
Face visible primaire
Primär sichtbare Seite
Primary visible side

Secundaire zichtbare zijde
Face visible secondaire
Secondär sichtbare Seite
Secondary visible side

5/9/07

DORPELPROFIELEN
SEUILS
SOLLPROFILE
SILL MEMBERS

PROFIELEN - PROFILS - PROFILE - PROFILES



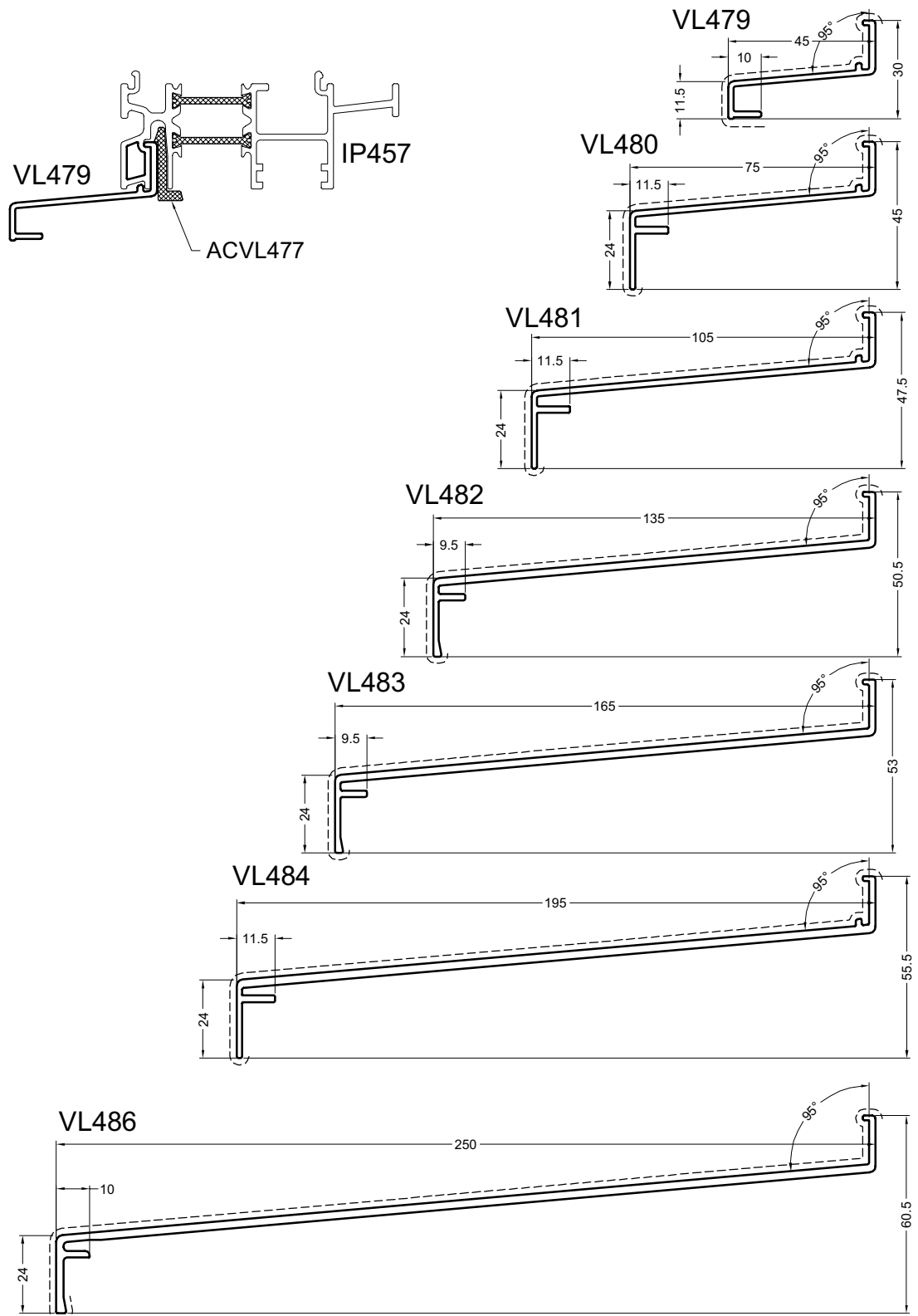
blad07

Primaire zichtbare zijde
Face visible primaire
Primär sichtbare Seite
Primary visible side

Secundaire zichtbare zijde
Face visible secondaire
Secondär sichtbare Seite
Secondary visible side

DORPELPROFIELEN
SEUILS
SOLLPROFIELE
SILL MEMBERS

PROFIELEN - PROFILS- PROFILE - PROFILES



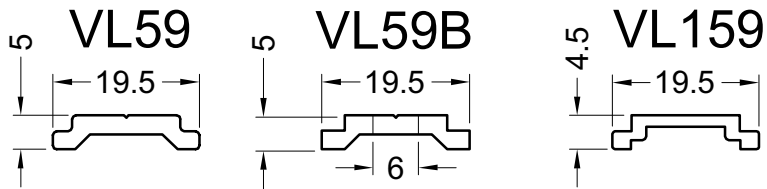
blad09

Primaire zichtbare zijde
Face visible primaire
Primär sichtbare Seite
Primary visible side

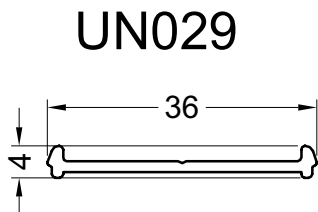
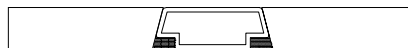
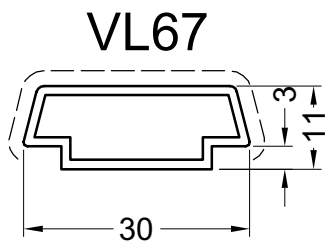
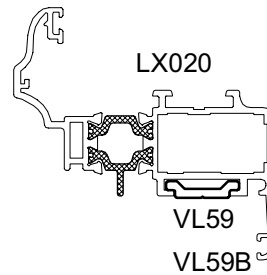
Secundaire zichtbare zijde
Face visible secondaire
Secondär sichtbare Seite
Secondary visible side

DIVERSE PROFIELEN
PROFILS DIVERS
DIVERS PROFILN
VARIED PROFILES

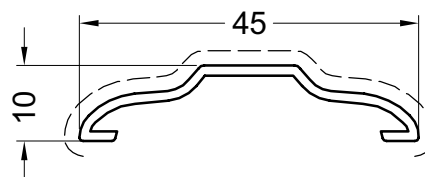
PROFIELEN - PROFILS - PROFILE - PROFILES



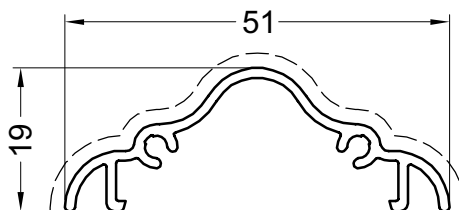
voorzien van sleuven 6x35mm
avec lumieres 6x35mm
mit langlocher 6x35mm
with slots 6x35mm

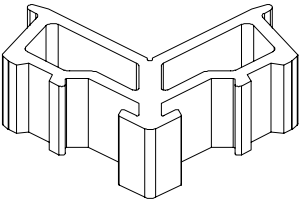
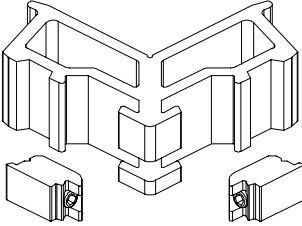

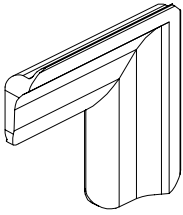
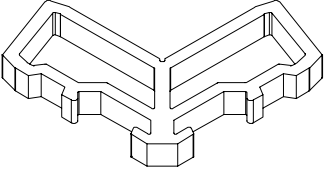
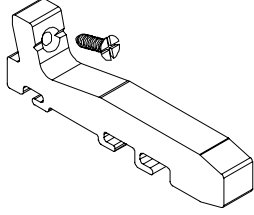


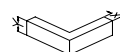
UN030

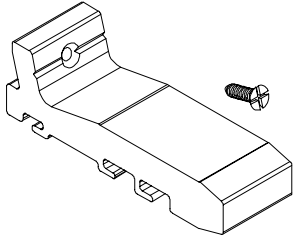
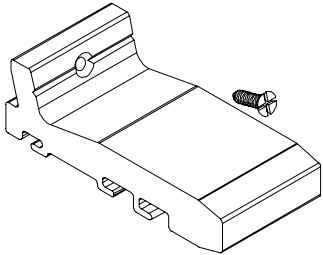
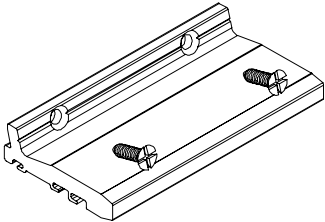
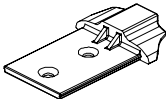
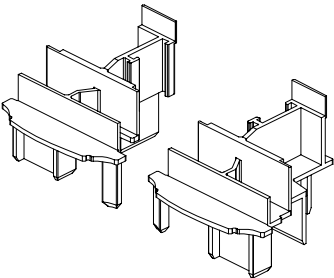


UN031





	Verp. per Emb. par Pack pr.	Einheid Unit	Toepassing Application	Kleur Couleur Farbe Color												
 <p>ACLX012A</p> <ul style="list-style-type: none"> -Pershoek voor buitenste kamer -Clame à presser pour chambre extérieure -Eckverbinder Stanzbar für aussere kammer -Clamping corner for outside chamber <p>X=27mm Y=21mm</p>	1	Stuk Pièce Stück Pièce	LX011	<table border="1"> <tr><td>BR</td><td></td></tr> <tr><td>AN</td><td></td></tr> <tr><td>KL</td><td></td></tr> <tr><td>GS</td><td></td></tr> <tr><td>Z</td><td></td></tr> <tr><td>W</td><td></td></tr> </table>	BR		AN		KL		GS		Z		W	
BR																
AN																
KL																
GS																
Z																
W																
 <p>ACLX013A</p> <ul style="list-style-type: none"> -Schroefhoek voor buitenste kamer -Clame à visser pour chambre extérieure -Eckverbinder Schraubbar für aussere kammer -Clamping corner for outside chamber <p>X=27mm Y=21mm</p> <p> ACVG66</p>	1	Stuk Pièce Stück Pièce	LX011	<table border="1"> <tr><td>BR</td><td></td></tr> <tr><td>AN</td><td></td></tr> <tr><td>KL</td><td></td></tr> <tr><td>GS</td><td></td></tr> <tr><td>Z</td><td></td></tr> <tr><td>W</td><td></td></tr> </table>	BR		AN		KL		GS		Z		W	
BR																
AN																
KL																
GS																
Z																
W																
 <p>ACLX020</p> <ul style="list-style-type: none"> -Verstekhoekje -Equerre de jonction -Eckverstärkung -Framing square 	1	Stuk Pièce Stück Pièce	LX011 LX020 LX021	<table border="1"> <tr><td>BR</td><td></td></tr> <tr><td>AN</td><td></td></tr> <tr><td>KL</td><td></td></tr> <tr><td>GS</td><td></td></tr> <tr><td>Z</td><td>X</td></tr> <tr><td>W</td><td></td></tr> </table>	BR		AN		KL		GS		Z	X	W	
BR																
AN																
KL																
GS																
Z	X															
W																
 <p>ACLX023A</p> <ul style="list-style-type: none"> -Pershoek voor buitenste kamer -Clame à presser pour chambre extérieure -Eckverbinder Stanzbar für aussere kammer -Clamping corner for outside chamber <p>X=30mm Y=7mm</p>	1	Stuk Pièce Stück Pièce	LX023	<table border="1"> <tr><td>BR</td><td></td></tr> <tr><td>AN</td><td></td></tr> <tr><td>KL</td><td></td></tr> <tr><td>GS</td><td></td></tr> <tr><td>Z</td><td></td></tr> <tr><td>W</td><td></td></tr> </table>	BR		AN		KL		GS		Z		W	
BR																
AN																
KL																
GS																
Z																
W																
 <p>ACLX025A</p> <ul style="list-style-type: none"> -T-verbinding voor buitenste kamer -Assemblage T pour chambre extérieure -T-Verbinder für aussere Kammer -Connecting bracket for outside chamber <p>X=11mm Y=8mm</p>	1	Stuk Pièce Stück Pièce	TL030	<table border="1"> <tr><td>BR</td><td></td></tr> <tr><td>AN</td><td></td></tr> <tr><td>KL</td><td></td></tr> <tr><td>GS</td><td></td></tr> <tr><td>Z</td><td></td></tr> <tr><td>W</td><td></td></tr> </table>	BR		AN		KL		GS		Z		W	
BR																
AN																
KL																
GS																
Z																
W																

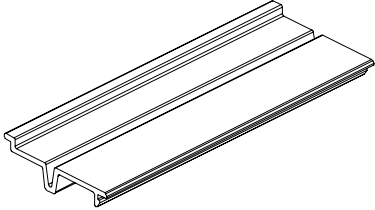
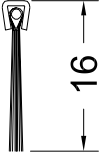





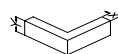
		Verp. per Emb. par Pack pr. Pack pr.	Eenheid Unité Einheit Unit	Toepassing Application Anwendung Application	Kleur Couleur Farbe Color											
 <p>ACLX026A -T-verbinding voor buitenste kamer -Assemblage T pour chambre extérieure -T-Verbinder für aussere Kammer -Connecting bracket for outside chamber</p> <p>X=26mm Y=8mm</p>	1	Stuk Pièce Stück Pièce	TL031	<table border="1"> <tr><td>BR</td><td></td></tr> <tr><td>AN</td><td></td></tr> <tr><td>KL</td><td></td></tr> <tr><td>GS</td><td></td></tr> <tr><td>Z</td><td></td></tr> <tr><td>W</td><td></td></tr> </table>	BR		AN		KL		GS		Z		W	
BR																
AN																
KL																
GS																
Z																
W																
 <p>ACLX027A -T-verbinding voor buitenste kamer -Assemblage T pour chambre extérieure -T-Verbinder für aussere Kammer -Connecting bracket for outside chamber</p> <p>X=37mm Y=8mm</p>	1	Stuk Pièce Stück Pièce	TL032	<table border="1"> <tr><td>BR</td><td></td></tr> <tr><td>AN</td><td></td></tr> <tr><td>KL</td><td></td></tr> <tr><td>GS</td><td></td></tr> <tr><td>Z</td><td></td></tr> <tr><td>W</td><td></td></tr> </table>	BR		AN		KL		GS		Z		W	
BR																
AN																
KL																
GS																
Z																
W																
 <p>ACLX028A -T-verbinding voor buitenste kamer -Assemblage T pour chambre extérieure -T-Verbinder für aussere Kammer -Connecting bracket for outside chamber</p> <p>X=79mm Y=8mm</p>	1	Stuk Pièce Stück Pièce	TL033	<table border="1"> <tr><td>BR</td><td></td></tr> <tr><td>AN</td><td></td></tr> <tr><td>KL</td><td></td></tr> <tr><td>GS</td><td></td></tr> <tr><td>Z</td><td></td></tr> <tr><td>W</td><td></td></tr> </table>	BR		AN		KL		GS		Z		W	
BR																
AN																
KL																
GS																
Z																
W																
 <p>ACLX030 -Eindstuk -Embout -Endstück -End piece</p>	1	Stuk Pièce Stück Pièce	UN030	<table border="1"> <tr><td>BR</td><td>X</td></tr> <tr><td>AN</td><td>X</td></tr> <tr><td>KL</td><td>X</td></tr> <tr><td>GS</td><td>X</td></tr> <tr><td>Z</td><td>X</td></tr> <tr><td>W</td><td>X</td></tr> </table>	BR	X	AN	X	KL	X	GS	X	Z	X	W	X
BR	X															
AN	X															
KL	X															
GS	X															
Z	X															
W	X															
 <p>ACLX054 -Stolpeindstuk -Embout mauclair -Stulpendstück -Sealing double casement</p>	1	Set	LX040	<table border="1"> <tr><td>BR</td><td></td></tr> <tr><td>AN</td><td></td></tr> <tr><td>KL</td><td></td></tr> <tr><td>GS</td><td></td></tr> <tr><td>Z</td><td>X</td></tr> <tr><td>W</td><td>X</td></tr> </table>	BR		AN		KL		GS		Z	X	W	X
BR																
AN																
KL																
GS																
Z	X															
W	X															






BR = BRUT - BRUT - ROH - BRUT
 AN (X) = ANODISATIE - ANODISE - ELOXIERT - ANODISED
 AN (■) = GELAKT - LAQUE - LACKIERT - LACQUERED -- RAL9006M
 KL = STANDAARDKLEUREN - COULEUR STANDARD - BASIS FARBEN - BASIC COLORS
 GS = GEMOFFELD SPECIAAL - LAQUE SPECIAL - SPECIALFARBE - SPECIAL COLOR
 Z = ZWART - NOIR - SCHWARZ - BLACK
 W = WIT - BLANC - WEISS - WHITE

GEREEDSCHAP - OUTILLAGE
 WERKZEUG - TOOL

 BEVESTIGING - FIXATION
 BEFESTIGUNG - FIXATION



		Verp. per Emb. par Pack pr.	Einheid Unité Einheit Unit	Toepassing Application Anwendung Application	Kleur Couleur Farbe Color												
	ACLX057 -Glassteun -Support calle de vitrage -Klotz-auflage -Glazing support	1	Stuk Pièce Stück Piece	LX011 LX020 LX021	<table border="1"> <tr><td>BR</td><td></td></tr> <tr><td>AN</td><td></td></tr> <tr><td>KL</td><td></td></tr> <tr><td>GS</td><td></td></tr> <tr><td>Z</td><td></td></tr> <tr><td>W</td><td></td></tr> </table>	BR		AN		KL		GS		Z		W	
BR																	
AN																	
KL																	
GS																	
Z																	
W																	
	ACDV201 -Borsteldichting onderkant deur -Brosse dessous de porte -Bursten dichtung für Türen -Sill gasket	3	m	TL055	<table border="1"> <tr><td>BR</td><td></td></tr> <tr><td>AN</td><td></td></tr> <tr><td>KL</td><td></td></tr> <tr><td>GS</td><td></td></tr> <tr><td>Z</td><td></td></tr> <tr><td>W</td><td></td></tr> </table>	BR		AN		KL		GS		Z		W	
BR																	
AN																	
KL																	
GS																	
Z																	
W																	
	ACFA042 -Bijkomend sluitpunt "H" O.R. -Point de verrouillage sup "H" O.F. -Mittelverschluss "H" D.F. - Adjusting lock plate "H" C.W.	1 50	Stuk Pièce Stück Piece		<table border="1"> <tr><td>BR</td><td></td></tr> <tr><td>AN</td><td></td></tr> <tr><td>KL</td><td></td></tr> <tr><td>GS</td><td></td></tr> <tr><td>Z</td><td></td></tr> <tr><td>W</td><td></td></tr> </table>	BR		AN		KL		GS		Z		W	
BR																	
AN																	
KL																	
GS																	
Z																	
W																	
	ACFA050 -Set sluitpunten onder + boven OR -Points de verouillage sup. + inf. OF -Riegelstücke zum einklemmen DF -Adjusting lock plates CV	1 50	Set	VL59	<table border="1"> <tr><td>BR</td><td></td></tr> <tr><td>AN</td><td></td></tr> <tr><td>KL</td><td></td></tr> <tr><td>GS</td><td></td></tr> <tr><td>Z</td><td></td></tr> <tr><td>W</td><td></td></tr> </table>	BR		AN		KL		GS		Z		W	
BR																	
AN																	
KL																	
GS																	
Z																	
W																	
	ACFA051 -Oploopblokje -Patin -Auflaufstück -Sloped block	1 50	Stuk Pièce Stück Piece	LX011	<table border="1"> <tr><td>BR</td><td></td></tr> <tr><td>AN</td><td></td></tr> <tr><td>KL</td><td></td></tr> <tr><td>GS</td><td></td></tr> <tr><td>Z</td><td></td></tr> <tr><td>W</td><td></td></tr> </table>	BR		AN		KL		GS		Z		W	
BR																	
AN																	
KL																	
GS																	
Z																	
W																	



		Verp. per Emb. par Pack pr. Pack pr.	Eenheid Unité Einheit Unit	Toepassing Application Anwendung Application	Kleur Couleur Farbe Color												
	ACFA055 -Stolpsluiting dubbele vleugel -Verrouillage double ouvrant -Zentralverschluss stulpfenster -Central closure double casement	1 10	Set	LX020 LX021	<table border="1"> <tr><td>BR</td><td></td></tr> <tr><td>AN</td><td></td></tr> <tr><td>KL</td><td></td></tr> <tr><td>GS</td><td></td></tr> <tr><td>Z</td><td></td></tr> <tr><td>W</td><td></td></tr> </table>	BR		AN		KL		GS		Z		W	
BR																	
AN																	
KL																	
GS																	
Z																	
W																	
	ACFA056 -Stolpsluiting dubbele vleugel met bijkomend sluitp "B" -Verrouillage double ouvrant avec point de v. sup "L" -Zentralverschluss stulpfenster mit mittelv "B" -Central closure double casement with adj. lockpl. "W"	1 10	Set	LX020 LX021	<table border="1"> <tr><td>BR</td><td></td></tr> <tr><td>AN</td><td></td></tr> <tr><td>KL</td><td></td></tr> <tr><td>GS</td><td></td></tr> <tr><td>Z</td><td></td></tr> <tr><td>W</td><td></td></tr> </table>	BR		AN		KL		GS		Z		W	
BR																	
AN																	
KL																	
GS																	
Z																	
W																	
	ACFA061 -Schaar kipdraai 402-750mm -Compas manoeuvre logique 402-750mm -Axeer kiepdreh 402-750mm -Arms for tilt befor turn 402-750mm	1 10	Stuk Pièce Stück Piece		<table border="1"> <tr><td>BR</td><td></td></tr> <tr><td>AN</td><td></td></tr> <tr><td>KL</td><td></td></tr> <tr><td>GS</td><td></td></tr> <tr><td>Z</td><td></td></tr> <tr><td>W</td><td></td></tr> </table>	BR		AN		KL		GS		Z		W	
BR																	
AN																	
KL																	
GS																	
Z																	
W																	
	ACFA062 -Schaar kipdraai 562-1200mm -Compas manoeuvre logique 562-1200mm -Axeer kiepdreh 562-1200mm -Arms for tilt befor turn 562-1200mm	1 10	Stuk Pièce Stück Piece		<table border="1"> <tr><td>BR</td><td></td></tr> <tr><td>AN</td><td></td></tr> <tr><td>KL</td><td></td></tr> <tr><td>GS</td><td></td></tr> <tr><td>Z</td><td></td></tr> <tr><td>W</td><td></td></tr> </table>	BR		AN		KL		GS		Z		W	
BR																	
AN																	
KL																	
GS																	
Z																	
W																	
	ACFA063 -Schaar kipdraai 816-1700mm -Compas manoeuvre logique 816-1700mm -Axeer kiepdreh 816-1700mm -Arms for tilt befor turn 816-1700mm	1 10	Stuk Pièce Stück Piece		<table border="1"> <tr><td>BR</td><td></td></tr> <tr><td>AN</td><td></td></tr> <tr><td>KL</td><td></td></tr> <tr><td>GS</td><td></td></tr> <tr><td>Z</td><td></td></tr> <tr><td>W</td><td></td></tr> </table>	BR		AN		KL		GS		Z		W	
BR																	
AN																	
KL																	
GS																	
Z																	
W																	

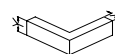
BR = BRUT - BRUT - ROH - BRUT
AN (X) = ANODISATIE - ANODISE - ELOXIERT - ANODISED
AN (■) = GELAKT - LAQUE - LACKIERT - LACQUERED -- RAL9006M
KL = STANDAARDKLEUREN - COULEUR STANDARD - BASIS FARBEN - BASIC COLORS
GS = GEMOFFELD SPECIAAL - LAQUE SPECIAL - SPECIALFARBE - SPECIAL COLOR
Z = ZWART - NOIR - SCHWARZ - BLACK
W = WIT - BLANC - WEISS - WHITE





GEREEDSCHAP - OUTILLAGE
WERKZEUG - TOOL



BEVESTIGING - FIXATION
BEFESTIGUNG - FIXATION



		Verp. per Emb. par Pack pr.	Einheid Unité Einheit Unit	Toepassing Application Anwendung Application	Kleur Couleur Farbe Color												
	<p>ACFA065</p> <ul style="list-style-type: none"> -Bijkomend sluitpunt breedte voor kipdraai -Verrouillage sup. L pour manoeuvre logique -Mittelverschluss B fur kipdreh -Additional lock point W for tilt befor turn 	1	Stuk Pièce Stück Piece		<table border="1"> <tr><td>BR</td><td></td></tr> <tr><td>AN</td><td></td></tr> <tr><td>KL</td><td></td></tr> <tr><td>GS</td><td></td></tr> <tr><td>Z</td><td></td></tr> <tr><td>W</td><td></td></tr> </table>	BR		AN		KL		GS		Z		W	
BR																	
AN																	
KL																	
GS																	
Z																	
W																	
	<p>ACFA069</p> <ul style="list-style-type: none"> -Inklembaar kipdraai basiskarton -Garniture de base manoeuvre logique encas-trable -Klembaar kipdreh grundausrüstung -Concealed tilt befor turn basic parts <p>MAX 130kg</p>	1 10	Set		<table border="1"> <tr><td>BR</td><td>X</td></tr> <tr><td>AN</td><td></td></tr> <tr><td>KL</td><td>X</td></tr> <tr><td>GS</td><td>X</td></tr> <tr><td>Z</td><td></td></tr> <tr><td>W</td><td></td></tr> </table>	BR	X	AN		KL	X	GS	X	Z		W	
BR	X																
AN																	
KL	X																
GS	X																
Z																	
W																	
	<p>ACFA070</p> <ul style="list-style-type: none"> -Inklembaar draaikip basiskarton -Garniture de base ob encastrable -Klembaar drehk. grundausrüstung -Concealed turn and tilt basic parts <p>MAX 130kg</p>	1 10	Set		<table border="1"> <tr><td>BR</td><td>X</td></tr> <tr><td>AN</td><td></td></tr> <tr><td>KL</td><td>X</td></tr> <tr><td>GS</td><td>X</td></tr> <tr><td>Z</td><td>X</td></tr> <tr><td>W</td><td>X</td></tr> </table>	BR	X	AN		KL	X	GS	X	Z	X	W	X
BR	X																
AN																	
KL	X																
GS	X																
Z	X																
W	X																
	<p>ACFA071</p> <ul style="list-style-type: none"> -Valschaar DK - 402 - 750 mm -Compas OB - 402 - 750 mm -Axer DK -402 - 750 mm -Arms TT -402 - 750 mm 	1 10	Stuk Pièce Stück Piece	ACFA070	<table border="1"> <tr><td>BR</td><td></td></tr> <tr><td>AN</td><td></td></tr> <tr><td>KL</td><td></td></tr> <tr><td>GS</td><td></td></tr> <tr><td>Z</td><td></td></tr> <tr><td>W</td><td></td></tr> </table>	BR		AN		KL		GS		Z		W	
BR																	
AN																	
KL																	
GS																	
Z																	
W																	
	<p>ACFA072</p> <ul style="list-style-type: none"> -Valschaar DK - 562-1200 mm -Compas OB - 562-1200 mm -Axer DK -562-1200 mm -Arms TT -562-1200 mm 	1 10	Stuk Pièce Stück Piece	ACFA070	<table border="1"> <tr><td>BR</td><td></td></tr> <tr><td>AN</td><td></td></tr> <tr><td>KL</td><td></td></tr> <tr><td>GS</td><td></td></tr> <tr><td>Z</td><td></td></tr> <tr><td>W</td><td></td></tr> </table>	BR		AN		KL		GS		Z		W	
BR																	
AN																	
KL																	
GS																	
Z																	
W																	

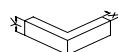
BR = BRUT - BRUT - ROH - BRUT
 AN (X) = ANODISATIE - ANODISE - ELOXIERT - ANODISED
 AN (■) = GELAKT - LAQUE - LACKIERT - LACQUERED -- RAL9006M
 KL = STANDAARDKLEUREN - COULEUR STANDARD - BASIS FARBEN - BASIC COLORS
 GS = GEMOFFELD SPECIAAL - LAQUE SPECIAL - SPECIALFARBE - SPECIAL COLOR
 Z = ZWART - NOIR - SCHWARZ - BLACK
 W = WIT - BLANC - WEISS - WHITE



GEREEDSCHAP - OUTILLAGE
 WERKZEUG - TOOL





BEVESTIGING - FIXATION
 BEFESTIGUNG - FIXATION




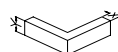
		Verp. per Emb. par Pack pr. Pack pr.	Eenheid Unité Einheit Unit	Toepassing Application Anwendung Application	Kleur Couleur Farbe Color												
	ACFA073 -Valschaar DK - 816 - 1700 mm -Compas OB - 816 - 1700 mm -Axe DK - 816 - 1700 mm -Arms TT - 816 - 1700 mm	1 10	Stuk Pièce Stück Pièce	ACFA070	<table border="1"> <tr><td>BR</td><td></td></tr> <tr><td>AN</td><td></td></tr> <tr><td>KL</td><td></td></tr> <tr><td>GS</td><td></td></tr> <tr><td>Z</td><td></td></tr> <tr><td>W</td><td></td></tr> </table>	BR		AN		KL		GS		Z		W	
BR																	
AN																	
KL																	
GS																	
Z																	
W																	
	ACFA078 -Bijkomend sluitpunt "H" -Point de verrouillage sup "H" -Mittelschloss "H" -Additional lock point "H"	1 50	Stuk Pièce Stück Pièce	ACFA070	<table border="1"> <tr><td>BR</td><td></td></tr> <tr><td>AN</td><td></td></tr> <tr><td>KL</td><td></td></tr> <tr><td>GS</td><td></td></tr> <tr><td>Z</td><td></td></tr> <tr><td>W</td><td></td></tr> </table>	BR		AN		KL		GS		Z		W	
BR																	
AN																	
KL																	
GS																	
Z																	
W																	
	ACFA079 -Bijkomend sluitpunt D.K. "B" -Point de verrouillage sup. O.B. "B" -Mittelschuss D.K. "B" -Additional lock point T.T. "B"	1 50	Stuk Pièce Stück Pièce	ACFA070	<table border="1"> <tr><td>BR</td><td></td></tr> <tr><td>AN</td><td></td></tr> <tr><td>KL</td><td></td></tr> <tr><td>GS</td><td></td></tr> <tr><td>Z</td><td></td></tr> <tr><td>W</td><td></td></tr> </table>	BR		AN		KL		GS		Z		W	
BR																	
AN																	
KL																	
GS																	
Z																	
W																	
	ACFA081 -Kruk draaikipbeslag -Cremone O.B. -Umschaltgetriebe D.K. -Handle turn and tilt	1 10	Stuk Pièce Stück Pièce	LX020 LX021	<table border="1"> <tr><td>BR</td><td></td></tr> <tr><td>AN</td><td></td></tr> <tr><td>KL</td><td>X</td></tr> <tr><td>GS</td><td>X</td></tr> <tr><td>Z</td><td>X</td></tr> <tr><td>W</td><td>X</td></tr> </table>	BR		AN		KL	X	GS	X	Z	X	W	X
BR																	
AN																	
KL	X																
GS	X																
Z	X																
W	X																
	ACFA082 -Raamkruk met cilinder voor kipdraai -Cremone avec cylindre pour manoeuvre logique -Umschaltgetriebe mit zylinder fur kippdreh -Handle turn and tilt with cylinder tilt before turn	1 10	Stuk Pièce Stück Pièce	LX020 LX021	<table border="1"> <tr><td>BR</td><td></td></tr> <tr><td>AN</td><td></td></tr> <tr><td>KL</td><td>X</td></tr> <tr><td>GS</td><td>X</td></tr> <tr><td>Z</td><td>X</td></tr> <tr><td>W</td><td>X</td></tr> </table>	BR		AN		KL	X	GS	X	Z	X	W	X
BR																	
AN																	
KL	X																
GS	X																
Z	X																
W	X																


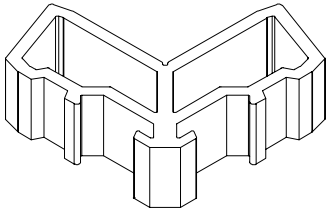
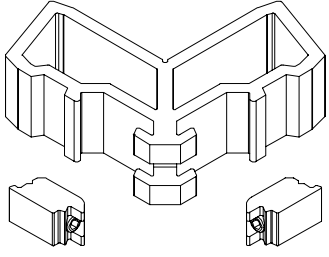

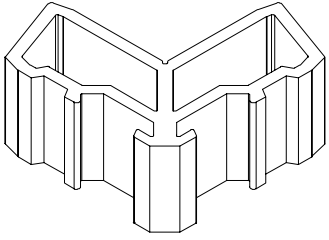
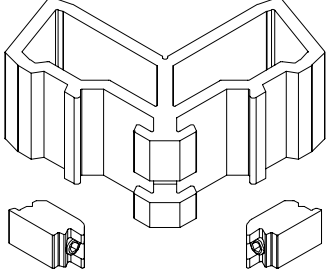

BR = BRUT - BRUT - ROH - BRUT
 AN (X) = ANODISATIE - ANODISE - ELOXIERT - ANODISED
 AN (■) = GELAKT - LAQUE - LACKIERT - LACQUERED -- RAL9006M
 KL = STANDAARDKLEUREN - COULEUR STANDARD - BASIS FARBEN - BASIC COLORS
 GS = GEMOFFELD SPECIAAL - LAQUE SPECIAL - SPECIALFARBE - SPECIAL COLOR
 Z = ZWART - NOIR - SCHWARZ - BLACK
 W = WIT - BLANC - WEISS - WHITE

 GEREEDSCHAP - OUTILLAGE
 WERKZEUG - TOOL
 BEVESTIGING - FIXATION
 BEFESTIGUNG - FIXATION





	Verp. per Emb. par Pack pr.	Einheid Unité Einheit Unit	Toepassing Application Anwendung Application	Kleur Couleur Farbe Color												
 <p>ACFA083 -Meeneemstuk voor draaikipkruk -Pecce d'entraînement ob -Kupplungsflasche dk -Connection piece TT</p>	1 10	Stuk Pièce Stück Piece	ACFA081	<table border="1"> <tr><td>BR</td><td></td></tr> <tr><td>AN</td><td></td></tr> <tr><td>KL</td><td></td></tr> <tr><td>GS</td><td></td></tr> <tr><td>Z</td><td></td></tr> <tr><td>W</td><td></td></tr> </table>	BR		AN		KL		GS		Z		W	
BR																
AN																
KL																
GS																
Z																
W																
 <p>ACFA084 -Raamkruk met cilinder -Cremone avec cylindre -Umschaltgetriebe mit zylinder -Handle with cylinder</p>	1 10	Stuk Pièce Stück Piece	LX020 LX021	<table border="1"> <tr><td>BR</td><td></td></tr> <tr><td>AN</td><td>■</td></tr> <tr><td>KL</td><td>X</td></tr> <tr><td>GS</td><td>X</td></tr> <tr><td>Z</td><td>X</td></tr> <tr><td>W</td><td>X</td></tr> </table>	BR		AN	■	KL	X	GS	X	Z	X	W	X
BR																
AN	■															
KL	X															
GS	X															
Z	X															
W	X															
 <p>ACFA087 -Bijkomende valschaar 1200mm-1700mm -Compas compl. ob 1200mm-1700mm -Zusatzschere dk 1200mm-1700mm -Belonging arms TT 1200mm-1700mm</p>	1 10	Stuk Pièce Stück Piece		<table border="1"> <tr><td>BR</td><td></td></tr> <tr><td>AN</td><td></td></tr> <tr><td>KL</td><td></td></tr> <tr><td>GS</td><td></td></tr> <tr><td>Z</td><td></td></tr> <tr><td>W</td><td></td></tr> </table>	BR		AN		KL		GS		Z		W	
BR																
AN																
KL																
GS																
Z																
W																
 <p>ACFA101 -Scharnieren stolpvluegel naast DK -Charnières pour deuxième vantail O.B. -Band für stulpflügel D.K. -Hinges for double casement T.T.</p>	1	Stuk Pièce Stück Piece	LX011 LX020 LX021	<table border="1"> <tr><td>BR</td><td>X</td></tr> <tr><td>AN</td><td>■</td></tr> <tr><td>KL</td><td>X</td></tr> <tr><td>GS</td><td>X</td></tr> <tr><td>Z</td><td></td></tr> <tr><td>W</td><td></td></tr> </table>	BR	X	AN	■	KL	X	GS	X	Z		W	
BR	X															
AN	■															
KL	X															
GS	X															
Z																
W																
 <p>ACFA120 -Deurkruk -Bequille de porte -Turgriff -Doorhandle</p>	1	Stuk Pièce Stück Piece	LX023	<table border="1"> <tr><td>BR</td><td></td></tr> <tr><td>AN</td><td>■</td></tr> <tr><td>KL</td><td>X</td></tr> <tr><td>GS</td><td>X</td></tr> <tr><td>Z</td><td>X</td></tr> <tr><td>W</td><td>X</td></tr> </table>	BR		AN	■	KL	X	GS	X	Z	X	W	X
BR																
AN	■															
KL	X															
GS	X															
Z	X															
W	X															

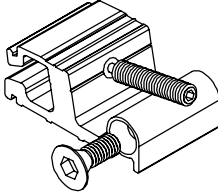

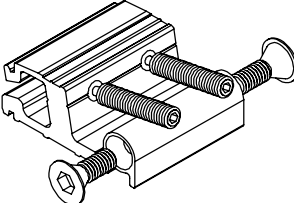






		Verp. per Emb. par Pack pr. Pack pr.	Eenheid Unité Einheit Unit	Toepassing Application Anwendung Application	Kleur Couleur Farbe Color												
 <p>X 10</p>	<p>ACFA121</p> <p>-Bevestigingsblokje -Bloc de fixation -Befestigungsblock -Fixation block</p>	1	Stuk Pièce Stück Pièce	ACFA120	<table border="1"> <tr><td>BR</td><td>X</td></tr> <tr><td>AN</td><td></td></tr> <tr><td>KL</td><td>X</td></tr> <tr><td>GS</td><td>X</td></tr> <tr><td>Z</td><td></td></tr> <tr><td>W</td><td></td></tr> </table>	BR	X	AN		KL	X	GS	X	Z		W	
BR	X																
AN																	
KL	X																
GS	X																
Z																	
W																	
 <p>X=30mm Y=20mm</p>	<p>ACIP012B</p> <p>-Pershoek voor binnenste kamer -Clame à presser pour chambre intérieure -Eckverbinder Stanzbar für innere kammer -Clamping corner for inside chamber</p>	1 48	Stuk Pièce Stück Pièce	LX011 TL031	<table border="1"> <tr><td>BR</td><td></td></tr> <tr><td>AN</td><td></td></tr> <tr><td>KL</td><td></td></tr> <tr><td>GS</td><td></td></tr> <tr><td>Z</td><td></td></tr> <tr><td>W</td><td></td></tr> </table>	BR		AN		KL		GS		Z		W	
BR																	
AN																	
KL																	
GS																	
Z																	
W																	
 <p>X=30mm Y=20mm</p>	<p>ACIP013B</p> <p>-Schroefhoek voor binnenste kamer -Clame à visser pour chambre intérieure -Eckverbinder Schraubbar für innere Kammer -Clamping corner for inside chamber</p> <p> ACVG66</p>	1 48	Stuk Pièce Stück Pièce	LX011 TL031	<table border="1"> <tr><td>BR</td><td></td></tr> <tr><td>AN</td><td></td></tr> <tr><td>KL</td><td></td></tr> <tr><td>GS</td><td></td></tr> <tr><td>Z</td><td></td></tr> <tr><td>W</td><td></td></tr> </table>	BR		AN		KL		GS		Z		W	
BR																	
AN																	
KL																	
GS																	
Z																	
W																	
 <p>X=30mm Y=28mm</p>	<p>ACIP022B</p> <p>-Pershoek voor binnenste kamer -Clame à presser pour chambre intérieure -Eckverbinder Stanzbar für innere kammer -Clamping corner for inside chamber</p>	1 48	Stuk Pièce Stück Pièce	LX021	<table border="1"> <tr><td>BR</td><td></td></tr> <tr><td>AN</td><td></td></tr> <tr><td>KL</td><td></td></tr> <tr><td>GS</td><td></td></tr> <tr><td>Z</td><td></td></tr> <tr><td>W</td><td></td></tr> </table>	BR		AN		KL		GS		Z		W	
BR																	
AN																	
KL																	
GS																	
Z																	
W																	
 <p>X=30mm Y=28mm</p>	<p>ACIP023B</p> <p>-Schroefhoek voor binnenste kamer -Clame à visser pour chambre intérieure -Eckverbinder Schraubbar für innere Kammer -Clamping corner for inside chamber</p> <p> ACVG66</p>	1 24	Stuk Pièce Stück Pièce	LX021	<table border="1"> <tr><td>BR</td><td></td></tr> <tr><td>AN</td><td></td></tr> <tr><td>KL</td><td></td></tr> <tr><td>GS</td><td></td></tr> <tr><td>Z</td><td></td></tr> <tr><td>W</td><td></td></tr> </table>	BR		AN		KL		GS		Z		W	
BR																	
AN																	
KL																	
GS																	
Z																	
W																	

BR = BRUT - BRUT - ROH - BRUT
 AN (X) = ANODISATIE - ANODISE - ELOXIERT - ANODISED
 AN (■) = GELAKT - LAQUE - LACKIERT - LACQUERED -- RAL9006M
 KL = STANDAARDKLEUREN - COULEUR STANDARD - BASIS FARBEN - BASIC COLORS
 GS = GEMOFFELD SPECIAAL - LAQUE SPECIAL - SPECIALFARBE - SPECIAL COLOR
 Z = ZWART - NOIR - SCHWARZ - BLACK
 W = WIT - BLANC - WEISS - WHITE

 GEREEDSCHAP - OUTILLAGE
 WERKZEUG - TOOL
 BEVESTIGING - FIXATION
 BEFESTIGUNG - FIXATION



		Verp. per Emb. par Pack pr.	Einheid Unité Einheit Unit	Toepassing Application Anwendung Application	Kleur Couleur Farbe Color											
 <p>ACIP026B -T-verbinding voor binnenste kamer -Assemblage T pour chambre intérieure -T-Verbinder für innere Kammer -Connecting bracket for inside chamber</p> <p>X=30mm Y=20mm</p>  ACVG66 / ACVL150	1 24	Stuk Pièce Stück Piece	TL031	<table border="1"> <tr><td>BR</td><td></td></tr> <tr><td>AN</td><td></td></tr> <tr><td>KL</td><td></td></tr> <tr><td>GS</td><td></td></tr> <tr><td>Z</td><td></td></tr> <tr><td>W</td><td></td></tr> </table>	BR		AN		KL		GS		Z		W	
BR																
AN																
KL																
GS																
Z																
W																
 <p>ACIP027B -T-verbinding voor binnenste kamer -Assemblage T pour chambre intérieure -T-Verbinder für innere Kammer -Connecting bracket for inside chamber</p> <p>X=41mm Y=20mm</p>  ACVG66 / ACVL150	1 24	Stuk Pièce Stück Piece	TL032	<table border="1"> <tr><td>BR</td><td></td></tr> <tr><td>AN</td><td></td></tr> <tr><td>KL</td><td></td></tr> <tr><td>GS</td><td></td></tr> <tr><td>Z</td><td></td></tr> <tr><td>W</td><td></td></tr> </table>	BR		AN		KL		GS		Z		W	
BR																
AN																
KL																
GS																
Z																
W																
 <p>ACIP146 -Automatische tochttafluitser 710mm -Joint bas de porte automatique 710mm -Automatische türdichtung 710mm -Self operating threshold 710mm</p>	1	Stuk Pièce Stück Piece	LX023	<table border="1"> <tr><td>BR</td><td></td></tr> <tr><td>AN</td><td></td></tr> <tr><td>KL</td><td></td></tr> <tr><td>GS</td><td></td></tr> <tr><td>Z</td><td></td></tr> <tr><td>W</td><td></td></tr> </table>	BR		AN		KL		GS		Z		W	
BR																
AN																
KL																
GS																
Z																
W																
 <p>ACIP147 -Automatische tochttafluitser 835mm -Joint bas de porte automatique 835mm -Automatische türdichtung 835mm -Self operating threshold 835mm</p>	1	Stuk Pièce Stück Piece	LX023	<table border="1"> <tr><td>BR</td><td></td></tr> <tr><td>AN</td><td></td></tr> <tr><td>KL</td><td></td></tr> <tr><td>GS</td><td></td></tr> <tr><td>Z</td><td></td></tr> <tr><td>W</td><td></td></tr> </table>	BR		AN		KL		GS		Z		W	
BR																
AN																
KL																
GS																
Z																
W																
 <p>ACIP148 -Automatische tochttafluitser 960mm -Joint bas de porte automatique 960mm -Automatische türdichtung 960mm -Self operating threshold 960mm</p>	1	Stuk Pièce Stück Piece	LX023	<table border="1"> <tr><td>BR</td><td></td></tr> <tr><td>AN</td><td></td></tr> <tr><td>KL</td><td></td></tr> <tr><td>GS</td><td></td></tr> <tr><td>Z</td><td></td></tr> <tr><td>W</td><td></td></tr> </table>	BR		AN		KL		GS		Z		W	
BR																
AN																
KL																
GS																
Z																
W																

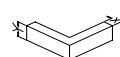
BR = BRUT - BRUT - ROH - BRUT
 AN (X) = ANODISATIE - ANODISE - ELOXIERT - ANODISED
 AN (■) = GELAKT - LAQUE - LACKIERT - LACQUERED -- RAL9006M
 KL = STANDAARDKLEUREN - COULEUR STANDARD - BASIS FARBEN - BASIC COLORS
 GS = GEMOFFELD SPECIAAL - LAQUE SPECIAL - SPECIALFARBE - SPECIAL COLOR
 Z = ZWART - NOIR - SCHWARZ - BLACK
 W = WIT - BLANC - WEISS - WHITE



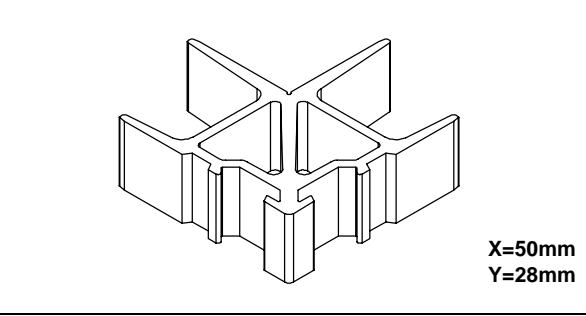
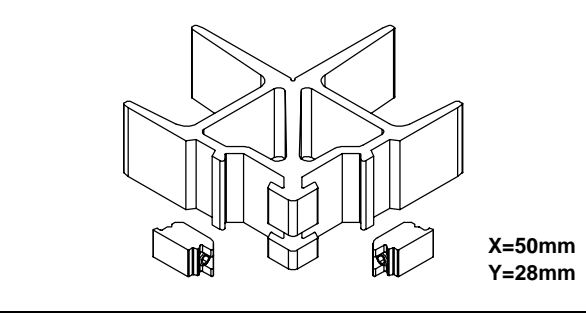

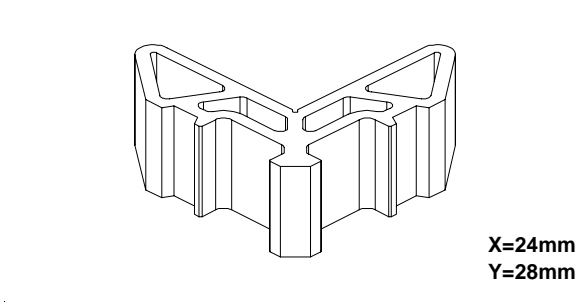


GEREEDSCHAP - OUTILLAGE
WERKZEUG - TOOL





BEVESTIGING - FIXATION
BEFESTIGUNG - FIXATION


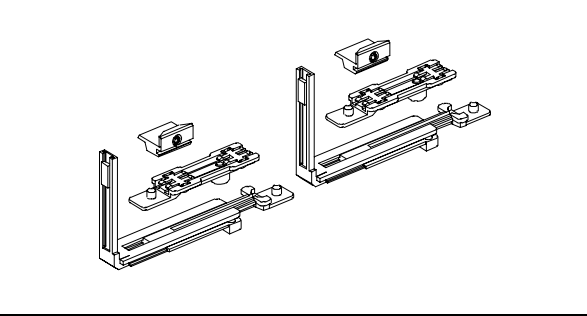
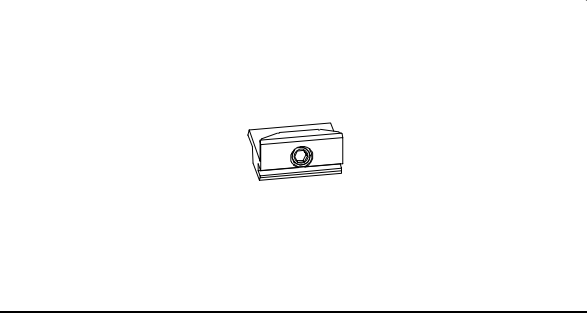


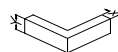
		Verp. per Emb. par Pack pr. Pack pr.	Eenheid Unité Einheit Unit	Toepassing Application Anwendung Application	Kleur Couleur Farbe Color												
	<p>ACIP149</p> <p>-Automatische tochttafsluiter 1085mm -Joint bas de porte automatique 1085mm -Automatische türdichtung 1085mm -Self operating threshold 1085mm</p>	1	Stuk Pièce Stück Pièce	LX023	<table border="1"> <tr><td>BR</td><td></td></tr> <tr><td>AN</td><td></td></tr> <tr><td>KL</td><td></td></tr> <tr><td>GS</td><td></td></tr> <tr><td>Z</td><td></td></tr> <tr><td>W</td><td></td></tr> </table>	BR		AN		KL		GS		Z		W	
BR																	
AN																	
KL																	
GS																	
Z																	
W																	
	<p>ACIP427</p> <p>-Bodemhuls verzinkt -Douille de sol galvanisé -Bodenbüchse verzinkt -Ground sleeve zinc-plate</p>	1	Stuk Pièce Stück Pièce	ACVL432	<table border="1"> <tr><td>BR</td><td></td></tr> <tr><td>AN</td><td></td></tr> <tr><td>KL</td><td></td></tr> <tr><td>GS</td><td></td></tr> <tr><td>Z</td><td></td></tr> <tr><td>W</td><td></td></tr> </table>	BR		AN		KL		GS		Z		W	
BR																	
AN																	
KL																	
GS																	
Z																	
W																	
 X=50mm Y=28mm	<p>ACIP612B</p> <p>-Pershoek voor binnenste kamer -Clame à presser pour chambre intérieure -Eckverbinder Stanzbar für innere kammer -Clamping corner for inside chamber</p>	1	Stuk Pièce Stück Pièce	LX023	<table border="1"> <tr><td>BR</td><td></td></tr> <tr><td>AN</td><td></td></tr> <tr><td>KL</td><td></td></tr> <tr><td>GS</td><td></td></tr> <tr><td>Z</td><td></td></tr> <tr><td>W</td><td></td></tr> </table>	BR		AN		KL		GS		Z		W	
BR																	
AN																	
KL																	
GS																	
Z																	
W																	
 X=50mm Y=28mm  ACVG66	<p>ACIP613B</p> <p>-Schroefhoek voor binnenste kamer -Clame à visser pour chambre intérieure -Eckverbinder Schraubbar für innere Kammer -Clamping corner for inside chamber</p>	1	Stuk Pièce Stück Pièce	LX023	<table border="1"> <tr><td>BR</td><td></td></tr> <tr><td>AN</td><td></td></tr> <tr><td>KL</td><td></td></tr> <tr><td>GS</td><td></td></tr> <tr><td>Z</td><td></td></tr> <tr><td>W</td><td></td></tr> </table>	BR		AN		KL		GS		Z		W	
BR																	
AN																	
KL																	
GS																	
Z																	
W																	
 X=24mm Y=28mm	<p>ACIP711</p> <p>-Pershoek voor binnenste kamer -Clame à presser pour chambre intérieure -Eckverbinder Stanzbar für innere kammer -Clamping corner for inside chamber</p>	1	Stuk Pièce Stück Pièce	LX721	<table border="1"> <tr><td>BR</td><td></td></tr> <tr><td>AN</td><td></td></tr> <tr><td>KL</td><td></td></tr> <tr><td>GS</td><td></td></tr> <tr><td>Z</td><td></td></tr> <tr><td>W</td><td></td></tr> </table>	BR		AN		KL		GS		Z		W	
BR																	
AN																	
KL																	
GS																	
Z																	
W																	

BR = BRUT - BRUT - ROH - BRUT
 AN (X) = ANODISATIE - ANODISE - ELOXIERT - ANODISED
 AN (■) = GELAKT - LAQUE - LACKIERT - LACQUERED -- RAL9006M
 KL = STANDAARDKLEUREN - COULEUR STANDARD - BASIS FARBEN - BASIC COLORS
 GS = GEMOFFELD SPECIAAL - LAQUE SPECIAL - SPECIALFARBE - SPECIAL COLOR
 Z = ZWART - NOIR - SCHWARZ - BLACK
 W = WIT - BLANC - WEISS - WHITE

 GEREEDSCHAP - OUTILLAGE
 WERKZEUG - TOOL
 BEVESTIGING - FIXATION
 BEFESTIGUNG - FIXATION





	Verp. per Emb. par Pack pr.	Einheid Unit	Toepassing Application	Kleur Couleur												
 <p>ACMX040 -Scharnier -Paumelle -Band -Hinge</p>	1	Stuk Pièce Stück Piece	LX020 LX021	<table border="1"> <tr><td>BR</td><td>X</td></tr> <tr><td>AN</td><td>X</td></tr> <tr><td>KL</td><td>X</td></tr> <tr><td>GS</td><td>X</td></tr> <tr><td>Z</td><td>X</td></tr> <tr><td>W</td><td>X</td></tr> </table>	BR	X	AN	X	KL	X	GS	X	Z	X	W	X
BR	X															
AN	X															
KL	X															
GS	X															
Z	X															
W	X															
 <p>ACMX041 -Bijkomend sluitpunt O.R. -Point de verrouillage sup. O.F. -Mittelverschluss D.F. -Additional locking point C.W.</p>	1	Stuk Pièce Stück Piece		<table border="1"> <tr><td>BR</td><td></td></tr> <tr><td>AN</td><td></td></tr> <tr><td>KL</td><td></td></tr> <tr><td>GS</td><td></td></tr> <tr><td>Z</td><td></td></tr> <tr><td>W</td><td></td></tr> </table>	BR		AN		KL		GS		Z		W	
BR																
AN																
KL																
GS																
Z																
W																
 <p>ACMX048 -Bijkomend sluitpunt -Point de verrouillage sup. -Mittelverschluss -Additional lock point</p>	1	Stuk Pièce Stück Piece	VL59	<table border="1"> <tr><td>BR</td><td></td></tr> <tr><td>AN</td><td></td></tr> <tr><td>KL</td><td></td></tr> <tr><td>GS</td><td></td></tr> <tr><td>Z</td><td></td></tr> <tr><td>W</td><td></td></tr> </table>	BR		AN		KL		GS		Z		W	
BR																
AN																
KL																
GS																
Z																
W																
 <p>ACMX049 -Sluitstuk -Gache -Schliesstück -Adjusting lock plate</p>	1	Stuk Pièce Stück Piece	LX011 TL030 TL031 TL032 TL033 TL034 TL130	<table border="1"> <tr><td>BR</td><td></td></tr> <tr><td>AN</td><td></td></tr> <tr><td>KL</td><td></td></tr> <tr><td>GS</td><td></td></tr> <tr><td>Z</td><td></td></tr> <tr><td>W</td><td></td></tr> </table>	BR		AN		KL		GS		Z		W	
BR																
AN																
KL																
GS																
Z																
W																
 <p>ACMX053 -Inklembare valschaar r.v.s. -Compas encastré inox -Kippflügelschere Edelstahl -Linklever with clips stainless steel</p>	1	Set	LX011 LX020 LX021	<table border="1"> <tr><td>BR</td><td></td></tr> <tr><td>AN</td><td></td></tr> <tr><td>KL</td><td></td></tr> <tr><td>GS</td><td></td></tr> <tr><td>Z</td><td></td></tr> <tr><td>W</td><td></td></tr> </table>	BR		AN		KL		GS		Z		W	
BR																
AN																
KL																
GS																
Z																
W																

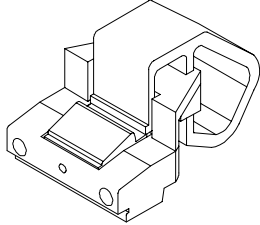
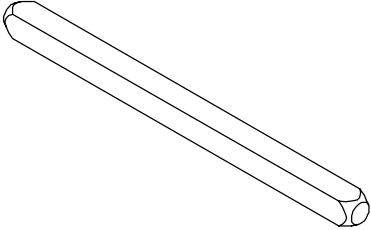

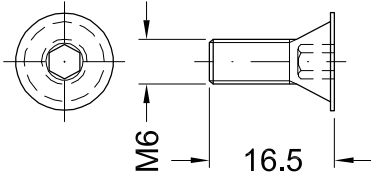
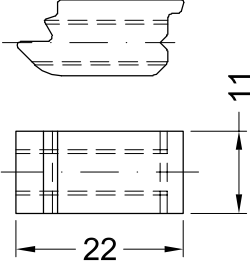


		Verp. per Emb. par Pack pr. Pack pr.	Eenheid Unité Einheit Unit	Toepassing Application Anwendung Application	Kleur Couleur Farbe Color												
	ACMX100 -Scharnier -Paumelle -Scharnier -Hinge	1	Stuk Pièce Stück Pièce	LX011 LX020 LX021	<table border="1"> <tr><td>BR</td><td>X</td></tr> <tr><td>AN</td><td>X</td></tr> <tr><td>KL</td><td>X</td></tr> <tr><td>GS</td><td>X</td></tr> <tr><td>Z</td><td>X</td></tr> <tr><td>W</td><td>X</td></tr> </table>	BR	X	AN	X	KL	X	GS	X	Z	X	W	X
BR	X																
AN	X																
KL	X																
GS	X																
Z	X																
W	X																
	ACMX102 -Inklembaar deurscharnier -Charnière de porte encastrable -Klembar Türband -Doorhinge clampable	1	Stuk Pièce Stück Pièce	LX011	<table border="1"> <tr><td>BR</td><td>X</td></tr> <tr><td>AN</td><td>X</td></tr> <tr><td>KL</td><td>X</td></tr> <tr><td>GS</td><td>X</td></tr> <tr><td>Z</td><td>X</td></tr> <tr><td>W</td><td>X</td></tr> </table>	BR	X	AN	X	KL	X	GS	X	Z	X	W	X
BR	X																
AN	X																
KL	X																
GS	X																
Z	X																
W	X																
	ACMX109 -Stift 110mm -Goupille 110mm -Weschelstift 110mm -Chan rod 110mm	1	Stuk Pièce Stück Pièce		<table border="1"> <tr><td>BR</td><td></td></tr> <tr><td>AN</td><td></td></tr> <tr><td>KL</td><td></td></tr> <tr><td>GS</td><td></td></tr> <tr><td>Z</td><td></td></tr> <tr><td>W</td><td></td></tr> </table>	BR		AN		KL		GS		Z		W	
BR																	
AN																	
KL																	
GS																	
Z																	
W																	
	ACMX208 -Veiligheidscilinderplaatje -Cache cylindre de sécurité -Sicherheits Zylinder Rosette -Safety cover for lock h = 10mm	1	Stuk Pièce Stück Pièce		<table border="1"> <tr><td>BR</td><td>X</td></tr> <tr><td>AN</td><td>X</td></tr> <tr><td>KL</td><td>X</td></tr> <tr><td>GS</td><td>X</td></tr> <tr><td>Z</td><td>X</td></tr> <tr><td>W</td><td>X</td></tr> </table>	BR	X	AN	X	KL	X	GS	X	Z	X	W	X
BR	X																
AN	X																
KL	X																
GS	X																
Z	X																
W	X																
	ACMX208S -Veiligheidscilinderplaatje -Cache cylindre de sécurité -Sicherheits Zylinder Rosette -Safety cover for lock h = 10mm	1	Stuk Pièce Stück Pièce		<table border="1"> <tr><td>BR</td><td>X</td></tr> <tr><td>AN</td><td>X</td></tr> <tr><td>KL</td><td>X</td></tr> <tr><td>GS</td><td>X</td></tr> <tr><td>Z</td><td>X</td></tr> <tr><td>W</td><td>X</td></tr> </table>	BR	X	AN	X	KL	X	GS	X	Z	X	W	X
BR	X																
AN	X																
KL	X																
GS	X																
Z	X																
W	X																

BR = BRUT - BRUT - ROH - BRUT
AN (X) = ANODISATIE - ANODISE - ELOXIERT - ANODISED
AN (■) = GELAKT - LAQUE - LACKIERT - LACQUERED -- RAL9006M
KL = STANDAARDKLEUREN - COULEUR STANDARD - BASIS FARBEN - BASIC COLORS
GS = GEMOFFELD SPECIAAL - LAQUE SPECIAL - SPECIALFARBE - SPECIAL COLOR
Z = ZWART - NOIR - SCHWARZ - BLACK
W = WIT - BLANC - WEISS - WHITE

 GEREEDSCHAP - OUTILLAGE
WERKZEUG - TOOL
 BEVESTIGING - FIXATION
BEFESTIGUNG - FIXATION





		Verp. per Emb. par Pack pr.	Einheid Unité Einheit Unit	Toepassing Application Anwendung Application	Kleur Couleur Farbe Color												
	ACMX252 -Knipsluiting -Loqueteau -Oberlichtschnapper -Springlatch	1	Stuk Pièce Stück Pièce	LX011 LX020 LX021	<table border="1"> <tr><td>BR</td><td></td></tr> <tr><td>AN</td><td></td></tr> <tr><td>KL</td><td></td></tr> <tr><td>GS</td><td></td></tr> <tr><td>Z</td><td>X</td></tr> <tr><td>W</td><td>X</td></tr> </table>	BR		AN		KL		GS		Z	X	W	X
BR																	
AN																	
KL																	
GS																	
Z	X																
W	X																
	ACMX309 -Stift 130mm -Goupille 130mm -Weschelstift 130mm -Chan rod 130mm	1	Stuk Pièce Stück Pièce	LX023	<table border="1"> <tr><td>BR</td><td></td></tr> <tr><td>AN</td><td></td></tr> <tr><td>KL</td><td></td></tr> <tr><td>GS</td><td></td></tr> <tr><td>Z</td><td></td></tr> <tr><td>W</td><td></td></tr> </table>	BR		AN		KL		GS		Z		W	
BR																	
AN																	
KL																	
GS																	
Z																	
W																	
	ACMX587 -Regelbare openingsbegrenzer -Compas limiteur d'ouverture réglable -Verstellbare Schere für Öffnungsbegrenzung -Adjustable limiting opening stay arm	1	Stuk Pièce Stück Pièce	LX011 LX020 LX021	<table border="1"> <tr><td>BR</td><td></td></tr> <tr><td>AN</td><td></td></tr> <tr><td>KL</td><td></td></tr> <tr><td>GS</td><td></td></tr> <tr><td>Z</td><td></td></tr> <tr><td>W</td><td></td></tr> </table>	BR		AN		KL		GS		Z		W	
BR																	
AN																	
KL																	
GS																	
Z																	
W																	
	ACMX852 -Schroef voor T-verbinders -Vis pour assemblage T -Schraube für T-Verbinder -Screw for connecting bracket	48	Stuk Pièce Stück Pièce		<table border="1"> <tr><td>BR</td><td></td></tr> <tr><td>AN</td><td></td></tr> <tr><td>KL</td><td></td></tr> <tr><td>GS</td><td></td></tr> <tr><td>Z</td><td></td></tr> <tr><td>W</td><td></td></tr> </table>	BR		AN		KL		GS		Z		W	
BR																	
AN																	
KL																	
GS																	
Z																	
W																	
	ACMX853 -Schroefblokje 11mm -Clavet 11mm -Schraubeblock 11mm -Cleat tensioning block 11mm	48	Stuk Pièce Stück Pièce		<table border="1"> <tr><td>BR</td><td></td></tr> <tr><td>AN</td><td></td></tr> <tr><td>KL</td><td></td></tr> <tr><td>GS</td><td></td></tr> <tr><td>Z</td><td></td></tr> <tr><td>W</td><td></td></tr> </table>	BR		AN		KL		GS		Z		W	
BR																	
AN																	
KL																	
GS																	
Z																	
W																	



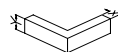
		Verp. per Emb. par Pack pr. Pack pr.	Eenheid Unité Einheit Unit	Toepassing Application Anwendung Application	Kleur Couleur Farbe Color												
	<p>ACMX854</p> <ul style="list-style-type: none"> -Schroefblokje 8mm -Clavet 8mm -Schraubeblock 8mm -Cleat tensioning block 8mm 	48	Stuk Pièce Stück Pièce		<table border="1"> <tr><td>BR</td><td></td></tr> <tr><td>AN</td><td></td></tr> <tr><td>KL</td><td></td></tr> <tr><td>GS</td><td></td></tr> <tr><td>Z</td><td></td></tr> <tr><td>W</td><td></td></tr> </table>	BR		AN		KL		GS		Z		W	
BR																	
AN																	
KL																	
GS																	
Z																	
W																	
 <p>X 10</p>	<p>ACMX860</p> <ul style="list-style-type: none"> -DIN965 M5 X 75 -DIN965 M5 X 75 -DIN965 M5 X 75 -DIN965 M5 X 75 	10	Stuks Pièces Stücke Pieces	ACFA120 ACFA121 ACMX309 LX023	<table border="1"> <tr><td>BR</td><td></td></tr> <tr><td>AN</td><td></td></tr> <tr><td>KL</td><td></td></tr> <tr><td>GS</td><td></td></tr> <tr><td>Z</td><td></td></tr> <tr><td>W</td><td></td></tr> </table>	BR		AN		KL		GS		Z		W	
BR																	
AN																	
KL																	
GS																	
Z																	
W																	
	<p>ACMX900</p> <ul style="list-style-type: none"> -Basispakket kipraam min. H=400mm -Paquet de base tombant int. min. H=400mm -Pakket Kippflügel min. H=400mm -Set hopper window min. H=400mm 	1	Stuk Pièce Stück Pièce	LX011 LX020	<table border="1"> <tr><td>BR</td><td></td></tr> <tr><td>AN</td><td></td></tr> <tr><td>KL</td><td></td></tr> <tr><td>GS</td><td></td></tr> <tr><td>Z</td><td>X</td></tr> <tr><td>W</td><td>X</td></tr> </table>	BR		AN		KL		GS		Z	X	W	X
BR																	
AN																	
KL																	
GS																	
Z	X																
W	X																
	<p>ACMX901</p> <ul style="list-style-type: none"> -Boormal -Calibre -Bohrschablone -Boring jig set 	1	Stuk Pièce Stück Pièce	ACMX900	<table border="1"> <tr><td>BR</td><td></td></tr> <tr><td>AN</td><td></td></tr> <tr><td>KL</td><td></td></tr> <tr><td>GS</td><td></td></tr> <tr><td>Z</td><td></td></tr> <tr><td>W</td><td></td></tr> </table>	BR		AN		KL		GS		Z		W	
BR																	
AN																	
KL																	
GS																	
Z																	
W																	
	<p>ACMX09700</p> <ul style="list-style-type: none"> -Alu polish -Alu polish -Alu polish -Alu polish <p>750ml</p>	1	Stuk Pièce Stück Pièce		<table border="1"> <tr><td>BR</td><td></td></tr> <tr><td>AN</td><td></td></tr> <tr><td>KL</td><td></td></tr> <tr><td>GS</td><td></td></tr> <tr><td>Z</td><td></td></tr> <tr><td>W</td><td></td></tr> </table>	BR		AN		KL		GS		Z		W	
BR																	
AN																	
KL																	
GS																	
Z																	
W																	

BR = BRUT - BRUT - ROH - BRUT
 AN (X) = ANODISATIE - ANODISE - ELOXIERT - ANODISED
 AN (■) = GELAKT - LAQUE - LACKIERT - LACQUERED -- RAL9006M
 KL = STANDAARDKLEUREN - COULEUR STANDARD - BASIS FARBEN - BASIC COLORS
 GS = GEMOFFELD SPECIAAL - LAQUE SPECIAL - SPECIALFARBE - SPECIAL COLOR
 Z = ZWART - NOIR - SCHWARZ - BLACK
 W = WIT - BLANC - WEISS - WHITE

 GEREEDSCHAP - OUTILLAGE
 WERKZEUG - TOOL
 BEVESTIGING - FIXATION
 BEFESTIGUNG - FIXATION



		Verp. per Emb. par Pack pr.	Einheid Unité Einheit Unit	Toepassing Application Anwendung Application	Kleur Couleur Farbe Color												
	ACMX09761 -Maxi gloss -Maxi gloss -Maxi gloss -Maxi gloss 500ml	1	Stuk Pièce Stück Pièce		<table border="1"> <tr><td>BR</td><td></td></tr> <tr><td>AN</td><td></td></tr> <tr><td>KL</td><td></td></tr> <tr><td>GS</td><td></td></tr> <tr><td>Z</td><td></td></tr> <tr><td>W</td><td></td></tr> </table>	BR		AN		KL		GS		Z		W	
BR																	
AN																	
KL																	
GS																	
Z																	
W																	
	ACMX09762 -Periodi-clean -Periodi-clean -Periodi-clean -Periodi-clean 500ml	1	Stuk Pièce Stück Pièce		<table border="1"> <tr><td>BR</td><td></td></tr> <tr><td>AN</td><td></td></tr> <tr><td>KL</td><td></td></tr> <tr><td>GS</td><td></td></tr> <tr><td>Z</td><td></td></tr> <tr><td>W</td><td></td></tr> </table>	BR		AN		KL		GS		Z		W	
BR																	
AN																	
KL																	
GS																	
Z																	
W																	
	ACMX09763 -Teflon spray -Teflon spray -Teflon spray -Teflon spray 400ml	1	Stuk Pièce Stück Pièce		<table border="1"> <tr><td>BR</td><td></td></tr> <tr><td>AN</td><td></td></tr> <tr><td>KL</td><td></td></tr> <tr><td>GS</td><td></td></tr> <tr><td>Z</td><td></td></tr> <tr><td>W</td><td></td></tr> </table>	BR		AN		KL		GS		Z		W	
BR																	
AN																	
KL																	
GS																	
Z																	
W																	
	ACMX09764 -Maxi cleaner -Maxi cleaner -Maxi cleaner -Maxi cleaner 500ml	1	Stuk Pièce Stück Pièce		<table border="1"> <tr><td>BR</td><td></td></tr> <tr><td>AN</td><td></td></tr> <tr><td>KL</td><td></td></tr> <tr><td>GS</td><td></td></tr> <tr><td>Z</td><td></td></tr> <tr><td>W</td><td></td></tr> </table>	BR		AN		KL		GS		Z		W	
BR																	
AN																	
KL																	
GS																	
Z																	
W																	
	ACMX09765 -Glue cleaner -Glue cleaner -Glue cleaner -Glue cleaner 500ml	1	Stuk Pièce Stück Pièce		<table border="1"> <tr><td>BR</td><td></td></tr> <tr><td>AN</td><td></td></tr> <tr><td>KL</td><td></td></tr> <tr><td>GS</td><td></td></tr> <tr><td>Z</td><td></td></tr> <tr><td>W</td><td></td></tr> </table>	BR		AN		KL		GS		Z		W	
BR																	
AN																	
KL																	
GS																	
Z																	
W																	



		Verp. per Emb. par Pack pr. Pack pr.	Eenheid Unité Einheit Unit	Toepassing Application Anwendung Application	Kleur Couleur Farbe Color												
	ACMX09766 -Surface activator -Surface activator -Surface activator -Surface activator 1l	1	Stuk Pièce Stück Pièce		<table border="1"> <tr><td>BR</td><td></td></tr> <tr><td>AN</td><td></td></tr> <tr><td>KL</td><td></td></tr> <tr><td>GS</td><td></td></tr> <tr><td>Z</td><td></td></tr> <tr><td>W</td><td></td></tr> </table>	BR		AN		KL		GS		Z		W	
BR																	
AN																	
KL																	
GS																	
Z																	
W																	
	ACMX09767 -Anti-stone opgepast voor natuursteen en metselwerk attention pour pierre de taille et maçonnerie achtung für Naturstein und Mauerwerk attention for natural stone and bricklaying 500ml	1	Stuk Pièce Stück Pièce		<table border="1"> <tr><td>BR</td><td></td></tr> <tr><td>AN</td><td></td></tr> <tr><td>KL</td><td></td></tr> <tr><td>GS</td><td></td></tr> <tr><td>Z</td><td></td></tr> <tr><td>W</td><td></td></tr> </table>	BR		AN		KL		GS		Z		W	
BR																	
AN																	
KL																	
GS																	
Z																	
W																	
	ACMX09770 -Rol andywrap 100mm -Rouleau andywrap 100mm -Rolle andywrap 100mm -Roll andywrap 100mm	150	m		<table border="1"> <tr><td>BR</td><td></td></tr> <tr><td>AN</td><td></td></tr> <tr><td>KL</td><td></td></tr> <tr><td>GS</td><td></td></tr> <tr><td>Z</td><td></td></tr> <tr><td>W</td><td></td></tr> </table>	BR		AN		KL		GS		Z		W	
BR																	
AN																	
KL																	
GS																	
Z																	
W																	
	ACMX09775 -Houder andywrap -Manche andywrap -Halter andywrap -Grip andywrap	1	Stuk Pièce Stück Pièce		<table border="1"> <tr><td>BR</td><td></td></tr> <tr><td>AN</td><td></td></tr> <tr><td>KL</td><td></td></tr> <tr><td>GS</td><td></td></tr> <tr><td>Z</td><td></td></tr> <tr><td>W</td><td></td></tr> </table>	BR		AN		KL		GS		Z		W	
BR																	
AN																	
KL																	
GS																	
Z																	
W																	
	ACMX09801 -Beschermtape 50mm(500m) -Tape de protection 50mm(500m) -Schutz Klebeband 50mm(500m) -Protective tape 50mm(500m)	1	Stuk Pièce Stück Pièce		<table border="1"> <tr><td>BR</td><td></td></tr> <tr><td>AN</td><td></td></tr> <tr><td>KL</td><td></td></tr> <tr><td>GS</td><td></td></tr> <tr><td>Z</td><td></td></tr> <tr><td>W</td><td></td></tr> </table>	BR		AN		KL		GS		Z		W	
BR																	
AN																	
KL																	
GS																	
Z																	
W																	

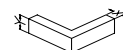
BR = BRUT - BRUT - ROH - BRUT
AN (X) = ANODISATIE - ANODISE - ELOXIERT - ANODISED
AN (■) = GELAKT - LAQUE - LACKIERT - LACQUERED -- RAL9006M
KL = STANDAARDKLEUREN - COULEUR STANDARD - BASIS FARBEN - BASIC COLORS
GS = GEMOFFELD SPECIAAL - LAQUE SPECIAL - SPECIALFARBEN - SPECIAL COLOR
Z = ZWART - NOIR - SCHWARZ - BLACK
W = WIT - BLANC - WEISS - WHITE





GEREEDSCHAP - OUTILLAGE
WERKZEUG - TOOL




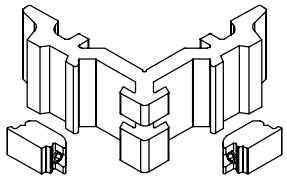

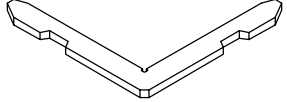


BEVESTIGING - FIXATION
BEFESTIGUNG - FIXATION





	Verp. per Emb. par Pack pr.	Einheid Unit	Toepassing Application	Kleur Couleur												
 <p>ACMX09802 -Beschermtape 70mm(500m) -Tape de protection 70mm(500m) -Schutz Klebeband 70mm(500m) -Protective tape 70mm(500m)</p>	1	Stuk Pièce Stück Piece		<table border="1"> <tr><td>BR</td><td></td></tr> <tr><td>AN</td><td></td></tr> <tr><td>KL</td><td></td></tr> <tr><td>GS</td><td></td></tr> <tr><td>Z</td><td></td></tr> <tr><td>W</td><td></td></tr> </table>	BR		AN		KL		GS		Z		W	
BR																
AN																
KL																
GS																
Z																
W																
 <p>ACMX09803 -Beschermtape 100mm(500m) -Tape de protection 100mm(500m) -Schutz Klebeband 100mm(500m) -Protective tape 100mm(500m)</p>	1	Stuk Pièce Stück Piece		<table border="1"> <tr><td>BR</td><td></td></tr> <tr><td>AN</td><td></td></tr> <tr><td>KL</td><td></td></tr> <tr><td>GS</td><td></td></tr> <tr><td>Z</td><td></td></tr> <tr><td>W</td><td></td></tr> </table>	BR		AN		KL		GS		Z		W	
BR																
AN																
KL																
GS																
Z																
W																
 <p>ACMX09804 -Beschermtape 35mm(500m) -Tape de protection 35mm(500m) -Schutz Klebeband 35mm(500m) -Protective tape 35mm(500m)</p>	1	Stuk Pièce Stück Piece		<table border="1"> <tr><td>BR</td><td></td></tr> <tr><td>AN</td><td></td></tr> <tr><td>KL</td><td></td></tr> <tr><td>GS</td><td></td></tr> <tr><td>Z</td><td></td></tr> <tr><td>W</td><td></td></tr> </table>	BR		AN		KL		GS		Z		W	
BR																
AN																
KL																
GS																
Z																
W																
 <p>ACMX09830 -Kleefstof voor EPDM-rubbers -Colle pour EPDM-caoutchouc -Dichtmasse + Klebstoff EPDM Gummi -Gum for EPDM rubber</p>	1	Stuk Pièce Stück Piece		<table border="1"> <tr><td>BR</td><td></td></tr> <tr><td>AN</td><td></td></tr> <tr><td>KL</td><td></td></tr> <tr><td>GS</td><td></td></tr> <tr><td>Z</td><td>X</td></tr> <tr><td>W</td><td></td></tr> </table>	BR		AN		KL		GS		Z	X	W	
BR																
AN																
KL																
GS																
Z	X															
W																
 <p>ACSIL04 -Afdichtingslijmkit voor versteknaden -Joint d'étanchéité pour onglets -Leim für Abdichtung -Sealing glue</p>	1	Stuk Pièce Stück Piece		<table border="1"> <tr><td>BR</td><td></td></tr> <tr><td>AN</td><td></td></tr> <tr><td>KL</td><td></td></tr> <tr><td>GS</td><td></td></tr> <tr><td>Z</td><td>X</td></tr> <tr><td>W</td><td>X</td></tr> </table>	BR		AN		KL		GS		Z	X	W	X
BR																
AN																
KL																
GS																
Z	X															
W	X															

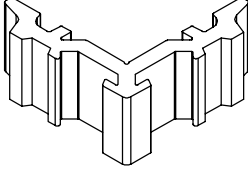
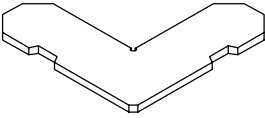
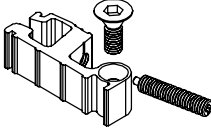

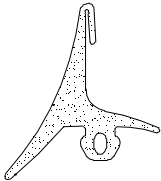
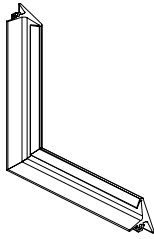


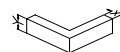
		Verp. per Emb. par Pack pr. Pack pr.	Eenheid Unité Einheit Unit	Toepassing Application Anwendung Application	Kleur Couleur Farbe Color												
	ACSIL08 -Siliconenpomp -Pistolet doseur pour les tubes silicones -Handkartuschenpistole für die Verarbeitung von Silikone und Leime -Silicon gun	1	Stuk Pièce Stück Pièce		<table border="1"> <tr><td>BR</td><td></td></tr> <tr><td>AN</td><td></td></tr> <tr><td>KL</td><td></td></tr> <tr><td>GS</td><td></td></tr> <tr><td>Z</td><td></td></tr> <tr><td>W</td><td></td></tr> </table>	BR		AN		KL		GS		Z		W	
BR																	
AN																	
KL																	
GS																	
Z																	
W																	
	ACSIL013 -Lijm voor verstekhoek -Colle pour onglet -Kleber für Gehrung -Glue for mitre	1	Stuk Pièce Stück Pièce		<table border="1"> <tr><td>BR</td><td></td></tr> <tr><td>AN</td><td></td></tr> <tr><td>KL</td><td></td></tr> <tr><td>GS</td><td></td></tr> <tr><td>Z</td><td></td></tr> <tr><td>W</td><td></td></tr> </table>	BR		AN		KL		GS		Z		W	
BR																	
AN																	
KL																	
GS																	
Z																	
W																	
	ACSIL014 -Anticorro-beschermingsproduct -Anticorro-produit de protection -Anticorro-Schutzprodukt -Anticorro-protection product 500ml	1	Stuk Pièce Stück Pièce		<table border="1"> <tr><td>BR</td><td></td></tr> <tr><td>AN</td><td></td></tr> <tr><td>KL</td><td></td></tr> <tr><td>GS</td><td></td></tr> <tr><td>Z</td><td></td></tr> <tr><td>W</td><td></td></tr> </table>	BR		AN		KL		GS		Z		W	
BR																	
AN																	
KL																	
GS																	
Z																	
W																	
 X=15mm Y=28mm	ACTL016B -Schroefhoek voor binnenste kamer -Clame à visser pour chambre intérieure -Eckverbinder Schraubbar für innere Kammer -Clamping corner for inside chamber  ACVG66	1 48	Stuk Pièce Stück Pièce	LX020	<table border="1"> <tr><td>BR</td><td></td></tr> <tr><td>AN</td><td></td></tr> <tr><td>KL</td><td></td></tr> <tr><td>GS</td><td></td></tr> <tr><td>Z</td><td></td></tr> <tr><td>W</td><td></td></tr> </table>	BR		AN		KL		GS		Z		W	
BR																	
AN																	
KL																	
GS																	
Z																	
W																	
 X=9mm Y=3mm	ACTL020A -Pershoek voor buitenste kamer -Clame à presser pour chambre extérieure -Eckverbinder Stanzbar für aussere Kammer -Clamping corner for outside chamber	1 48	Stuk Pièce Stück Pièce	LX020	<table border="1"> <tr><td>BR</td><td></td></tr> <tr><td>AN</td><td></td></tr> <tr><td>KL</td><td></td></tr> <tr><td>GS</td><td></td></tr> <tr><td>Z</td><td></td></tr> <tr><td>W</td><td></td></tr> </table>	BR		AN		KL		GS		Z		W	
BR																	
AN																	
KL																	
GS																	
Z																	
W																	

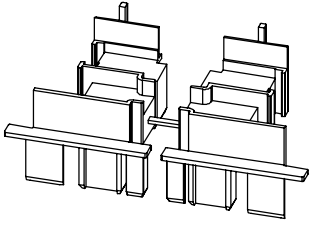
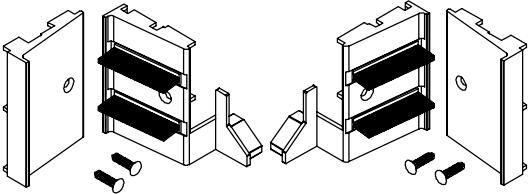

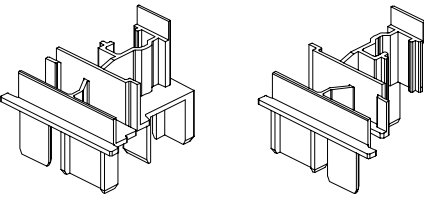


BR = BRUT - BRUT - ROH - BRUT
 AN (X) = ANODISATIE - ANODISE - ELOXIERT - ANODISED
 AN (■) = GELAKT - LAQUE - LACKIERT - LACQUERED -- RAL9006M
 KL = STANDAARDKLEUREN - COULEUR STANDARD - BASIS FARBEN - BASIC COLORS
 GS = GEMOFFELD SPECIAAL - LAQUE SPECIAL - SPECIALFARBE - SPECIAL COLOR
 Z = ZWART - NOIR - SCHWARZ - BLACK
 W = WIT - BLANC - WEISS - WHITE

 GEREEDSCHAP - OUTILLAGE
 WERKZEUG - TOOL
 BEVESTIGING - FIXATION
 BEFESTIGUNG - FIXATION





		Verp. per Emb. par Pack pr.	Einheid Unité Einheit Unit	Toepassing Application Anwendung Application	Kleur Couleur Farbe Color											
 <p>ACTL020B -Pershoek voor binnenste kamer -Clame à presser pour chambre intérieure -Eckverbinder Stanzbar für innere Kammer -Clamping corner for inside chamber</p> <p>X=15mm Y=28mm</p>	1 48	Stuk Pièce Stück Piece	LX020	<table border="1"> <tr><td>BR</td><td></td></tr> <tr><td>AN</td><td></td></tr> <tr><td>KL</td><td></td></tr> <tr><td>GS</td><td></td></tr> <tr><td>Z</td><td></td></tr> <tr><td>W</td><td></td></tr> </table>	BR		AN		KL		GS		Z		W	
BR																
AN																
KL																
GS																
Z																
W																
 <p>ACTL021A -Pershoek voor buitenste kamer -Clame à presser pour chambre extérieure -Eckverbinder Stanzbar für aussere kammer -Clamping corner for outside chamber</p> <p>X=24mm Y=3mm</p>	1 48	Stuk Pièce Stück Piece	LX021	<table border="1"> <tr><td>BR</td><td></td></tr> <tr><td>AN</td><td></td></tr> <tr><td>KL</td><td></td></tr> <tr><td>GS</td><td></td></tr> <tr><td>Z</td><td></td></tr> <tr><td>W</td><td></td></tr> </table>	BR		AN		KL		GS		Z		W	
BR																
AN																
KL																
GS																
Z																
W																
 <p>ACTL025B -T-verbinding voor binnenste kamer -Assemblage T pour chambre intérieure -T-Verbinder für innere Kammer -Connecting bracket for inside chamber</p> <p>X=20mm Y=15mm</p> <p> ACVG66 / ACVL150</p>	1	Stuk Pièce Stück Piece	TL030	<table border="1"> <tr><td>BR</td><td></td></tr> <tr><td>AN</td><td></td></tr> <tr><td>KL</td><td></td></tr> <tr><td>GS</td><td></td></tr> <tr><td>Z</td><td></td></tr> <tr><td>W</td><td></td></tr> </table>	BR		AN		KL		GS		Z		W	
BR																
AN																
KL																
GS																
Z																
W																
 <p>ACTL030 -Middendichting -Joint central -Mitteldichtung -Central gasket</p>	100	m	LX011 TL030 TL031 TL032 TL033 TL034 TL130	<table border="1"> <tr><td>BR</td><td></td></tr> <tr><td>AN</td><td></td></tr> <tr><td>KL</td><td></td></tr> <tr><td>GS</td><td></td></tr> <tr><td>Z</td><td></td></tr> <tr><td>W</td><td></td></tr> </table>	BR		AN		KL		GS		Z		W	
BR																
AN																
KL																
GS																
Z																
W																
 <p>ACTL034 -Hoekstuk voor middendichting -Coin pour joint central -Eckstück für Mitteldichtung -Corner for central gasket</p>	1	Stuk Pièce Stück Piece	LX011 TL031 TL032 TL033 TL034 TL130	<table border="1"> <tr><td>BR</td><td></td></tr> <tr><td>AN</td><td></td></tr> <tr><td>KL</td><td></td></tr> <tr><td>GS</td><td></td></tr> <tr><td>Z</td><td></td></tr> <tr><td>W</td><td></td></tr> </table>	BR		AN		KL		GS		Z		W	
BR																
AN																
KL																
GS																
Z																
W																








		Verp. per Emb. par Pack pr. Pack pr.	Eenheid Unité Einheit Unit	Toepassing Application Anwendung Application	Kleur Couleur Farbe Color												
	ACTL055 -Stolpeindstuk -Embout mauclair -Stülpendstück -Sealing double casement	1	Set	TL041	<table border="1"> <tr><td>BR</td><td></td></tr> <tr><td>AN</td><td></td></tr> <tr><td>KL</td><td></td></tr> <tr><td>GS</td><td></td></tr> <tr><td>Z</td><td>X</td></tr> <tr><td>W</td><td>X</td></tr> </table>	BR		AN		KL		GS		Z	X	W	X
BR																	
AN																	
KL																	
GS																	
Z	X																
W	X																
	ACTL443 -Sluitstukjes voor enkele deur -Pièce d'étanchéité pour porte simple -Türabschlüss für 1 Flügel -Closer section for single door  ACVG65 - ACVL150	1	Set	LX023	<table border="1"> <tr><td>BR</td><td></td></tr> <tr><td>AN</td><td></td></tr> <tr><td>KL</td><td></td></tr> <tr><td>GS</td><td></td></tr> <tr><td>Z</td><td></td></tr> <tr><td>W</td><td></td></tr> </table>	BR		AN		KL		GS		Z		W	
BR																	
AN																	
KL																	
GS																	
Z																	
W																	
	ACTL754 -Stolpeindstuk -Embout mauclair -Stülpendstück -Sealing double casement	1	Set	TL740	<table border="1"> <tr><td>BR</td><td></td></tr> <tr><td>AN</td><td></td></tr> <tr><td>KL</td><td></td></tr> <tr><td>GS</td><td></td></tr> <tr><td>Z</td><td>X</td></tr> <tr><td>W</td><td>X</td></tr> </table>	BR		AN		KL		GS		Z	X	W	X
BR																	
AN																	
KL																	
GS																	
Z	X																
W	X																
	ACUN020 -Klembaar verstekhoekje -Equerre avec fonction de serrage -Eckverbindung mit sperrfunktion -Alignement corner with locking function	10	Stuk Pièce Stück Piece	LX023	<table border="1"> <tr><td>BR</td><td></td></tr> <tr><td>AN</td><td></td></tr> <tr><td>KL</td><td></td></tr> <tr><td>GS</td><td></td></tr> <tr><td>Z</td><td></td></tr> <tr><td>W</td><td></td></tr> </table>	BR		AN		KL		GS		Z		W	
BR																	
AN																	
KL																	
GS																	
Z																	
W																	
	ACUN030 -Eindstuk -Pièce latérale -Abdichtung -Sealing	1	Stuk Pièce Stück Piece	UN030	<table border="1"> <tr><td>BR</td><td></td></tr> <tr><td>AN</td><td></td></tr> <tr><td>KL</td><td></td></tr> <tr><td>GS</td><td></td></tr> <tr><td>Z</td><td></td></tr> <tr><td>W</td><td></td></tr> </table>	BR		AN		KL		GS		Z		W	
BR																	
AN																	
KL																	
GS																	
Z																	
W																	

BR = BRUT - BRUT - ROH - BRUT
 AN (X) = ANODISATIE - ANODISE - ELOXIERT - ANODISED
 AN (■) = GELAKT - LAQUE - LACKIERT - LACQUERED -- RAL9006M
 KL = STANDAARDKLEUREN - COULEUR STANDARD - BASIS FARBEN - BASIC COLORS
 GS = GEMOFFELD SPECIAAL - LAQUE SPECIAL - SPECIALFARBE - SPECIAL COLOR
 Z = ZWART - NOIR - SCHWARZ - BLACK
 W = WIT - BLANC - WEISS - WHITE

 GEREEDSCHAP - OUTILLAGE
 WERKZEUG - TOOL
 BEVESTIGING - FIXATION
 BEFESTIGUNG - FIXATION



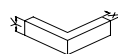
		Verp. per Emb. par Pack pr.	Einheid Unité Einheit Unit	Toepassing Application Anwendung Application	Kleur Couleur Farbe Color
	ACUN031 -Eindstuk -Pièce latérale -Abdichtung -Sealing	1	Stuk Pièce Stück Piece	UN031	BR AN KL GS Z W
	ACVG231 -Beglazingsrubber buiten 2mm -Joint de vitrage extérieure 2mm -Glasanlage Dichtung 2mm -Glazing gasket outside 2mm	200	m	LX011 LX020 LX021 TL030 TL031 TL032 TL033 TL034 TL130	BR AN KL GS Z W
	ACVG231N -Beglazingsrubber buiten 2mm rondlopend -Joint de vitrage extérieure 2mm tournant -Glasanlage Dichtung 2mm -Glazing gasket outside 2mm	200	m	LX011 LX020 LX021 TL030 TL031 TL032 TL033 TL034 TL130	BR AN KL GS Z W
	ACVG31 -Beglazingsrubber buiten 3mm -Joint de vitrage extérieure 3mm -Glasanlage Dichtung 3mm -Glazing gasket outside 3mm	200	m	LX011 LX020 LX021 TL030 TL031 TL032 TL033 TL034 TL130	BR AN KL GS Z W
	ACVG31N -Beglazingsrubber buiten 3mm rondlopend -Joint de vitrage extérieure 3mm tournant -Glasanlage Dichtung 3mm -Glazing gasket outside 3mm	200	m	LX011 LX020 LX021 TL030 TL031 TL032 TL033 TL034 TL130	BR AN KL GS Z W






BR = BRUT - BRUT - ROH - BRUT
 AN (X) = ANODISATIE - ANODISE - ELOXIERT - ANODISED
 AN (■) = GELAKT - LAQUE - LACKIERT - LACQUERED -- RAL9006M
 KL = STANDAARDKLEUREN - COULEUR STANDARD - BASIS FARBEN - BASIC COLORS
 GS = GEMOFFELD SPECIAAL - LAQUE SPECIAL - SPECIALFARBE - SPECIAL COLOR
 Z = ZWART - NOIR - SCHWARZ - BLACK
 W = WIT - BLANC - WEISS - WHITE



GEREEDSCHAP - OUTILLAGE
WERKZEUG - TOOL

BEVESTIGING - FIXATION
BEFESTIGUNG - FIXATION



		Verp. per Emb. par Pack pr. Pack pr.	Eenheid Unité Einheit Unit	Toepassing Application Anwendung Application	Kleur Couleur Farbe Color												
	ACVG131 -Beglazingsrubber buiten 4mm -Joint de vitrage extérieure 4mm -Glasanlage Dichtung 4mm -Glazing gasket outside 4mm	100	m	LX011 LX020 LX021 TL030 TL031 TL032 TL033 TL034 TL130	<table border="1"> <tr><td>BR</td><td></td></tr> <tr><td>AN</td><td></td></tr> <tr><td>KL</td><td></td></tr> <tr><td>GS</td><td></td></tr> <tr><td>Z</td><td></td></tr> <tr><td>W</td><td></td></tr> </table>	BR		AN		KL		GS		Z		W	
BR																	
AN																	
KL																	
GS																	
Z																	
W																	
	ACVG131N -Beglazingsrubber buiten 4mm rondlopend -Joint de vitrage extérieure 4mm tournant -Glasanlage Dichtung 4mm -Glazing gasket outside 4mm	100	m	LX011 LX020 LX021 TL030 TL031 TL032 TL033 TL034 TL130	<table border="1"> <tr><td>BR</td><td></td></tr> <tr><td>AN</td><td></td></tr> <tr><td>KL</td><td></td></tr> <tr><td>GS</td><td></td></tr> <tr><td>Z</td><td></td></tr> <tr><td>W</td><td></td></tr> </table>	BR		AN		KL		GS		Z		W	
BR																	
AN																	
KL																	
GS																	
Z																	
W																	
	ACVG32 -Beglazingsrubber 3mm -Joint de vitrage 3mm -Glasdichtung 3mm -Glazing gasket 3mm	100	m	LX062	<table border="1"> <tr><td>BR</td><td></td></tr> <tr><td>AN</td><td></td></tr> <tr><td>KL</td><td></td></tr> <tr><td>GS</td><td></td></tr> <tr><td>Z</td><td></td></tr> <tr><td>W</td><td></td></tr> </table>	BR		AN		KL		GS		Z		W	
BR																	
AN																	
KL																	
GS																	
Z																	
W																	
	ACVG32N -Beglazingsrubber 3mm rondlopend -Joint de vitrage 3mm tournant -Glasdichtung 3mm -Glazing gasket 3mm	100	m	LX062	<table border="1"> <tr><td>BR</td><td></td></tr> <tr><td>AN</td><td></td></tr> <tr><td>KL</td><td></td></tr> <tr><td>GS</td><td></td></tr> <tr><td>Z</td><td></td></tr> <tr><td>W</td><td></td></tr> </table>	BR		AN		KL		GS		Z		W	
BR																	
AN																	
KL																	
GS																	
Z																	
W																	
	ACVG33 -Beglazingsrubber 4mm -Joint de vitrage 4mm -Glasdichtung 4mm -Glazing gasket 4mm	100	m	LX062	<table border="1"> <tr><td>BR</td><td></td></tr> <tr><td>AN</td><td></td></tr> <tr><td>KL</td><td></td></tr> <tr><td>GS</td><td></td></tr> <tr><td>Z</td><td></td></tr> <tr><td>W</td><td></td></tr> </table>	BR		AN		KL		GS		Z		W	
BR																	
AN																	
KL																	
GS																	
Z																	
W																	

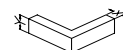
BR = BRUT - BRUT - ROH - BRUT
AN (X) = ANODISATIE - ANODISE - ELOXIERT - ANODISED
AN (■) = GELAKT - LAQUE - LACKIERT - LACQUERED -- RAL9006M
KL = STANDAARDKLEUREN - COULEUR STANDARD - BASIS FARBEN - BASIC COLORS
GS = GEMOFFELD SPECIAAL - LAQUE SPECIAL - SPECIALFARBE - SPECIAL COLOR
Z = ZWART - NOIR - SCHWARZ - BLACK
W = WIT - BLANC - WEISS - WHITE




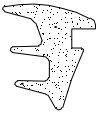



GEREEDSCHAP - OUTILLAGE
WERKZEUG - TOOL



BEVESTIGING - FIXATION
BEFESTIGUNG - FIXATION



		Verp. per Emb. par Pack pr.	Einheid Unité Unit	Toepassing Application Anwendung Application	Kleur Couleur Farbe Color												
	ACVG33N -Beglazingsrubber 4mm rondlopend -Joint de vitrage 4mm tournant -Glasdichtung 4mm -Glazing gasket 4mm	100	m	LX062	<table border="1"> <tr><td>BR</td><td></td></tr> <tr><td>AN</td><td></td></tr> <tr><td>KL</td><td></td></tr> <tr><td>GS</td><td></td></tr> <tr><td>Z</td><td></td></tr> <tr><td>W</td><td></td></tr> </table>	BR		AN		KL		GS		Z		W	
BR																	
AN																	
KL																	
GS																	
Z																	
W																	
	ACVG34 -Beglazingsrubber 5mm -Joint de vitrage 5mm -Glasdichtung 5mm -Glazing gasket 5mm	100	m	LX062	<table border="1"> <tr><td>BR</td><td></td></tr> <tr><td>AN</td><td></td></tr> <tr><td>KL</td><td></td></tr> <tr><td>GS</td><td></td></tr> <tr><td>Z</td><td></td></tr> <tr><td>W</td><td></td></tr> </table>	BR		AN		KL		GS		Z		W	
BR																	
AN																	
KL																	
GS																	
Z																	
W																	
	ACVG34N -Beglazingsrubber 5mm rondlopend -Joint de vitrage 5mm tournant -Glasdichtung 5mm -Glazing gasket 5mm	100	m	LX062	<table border="1"> <tr><td>BR</td><td></td></tr> <tr><td>AN</td><td></td></tr> <tr><td>KL</td><td></td></tr> <tr><td>GS</td><td></td></tr> <tr><td>Z</td><td></td></tr> <tr><td>W</td><td></td></tr> </table>	BR		AN		KL		GS		Z		W	
BR																	
AN																	
KL																	
GS																	
Z																	
W																	
	ACVG340 -Beglazingsrubber 6mm -Joint de vitrage 6mm -Glasdichtung 6mm -Glazing gasket 6mm	200	m	LX062	<table border="1"> <tr><td>BR</td><td></td></tr> <tr><td>AN</td><td></td></tr> <tr><td>KL</td><td></td></tr> <tr><td>GS</td><td></td></tr> <tr><td>Z</td><td></td></tr> <tr><td>W</td><td></td></tr> </table>	BR		AN		KL		GS		Z		W	
BR																	
AN																	
KL																	
GS																	
Z																	
W																	
	ACVG340N -Beglazingsrubber 6mm rondlopend -Joint de vitrage 6mm tournant -Glasdichtung 6mm -Glazing gasket 6mm	100	m	LX062	<table border="1"> <tr><td>BR</td><td></td></tr> <tr><td>AN</td><td></td></tr> <tr><td>KL</td><td></td></tr> <tr><td>GS</td><td></td></tr> <tr><td>Z</td><td></td></tr> <tr><td>W</td><td></td></tr> </table>	BR		AN		KL		GS		Z		W	
BR																	
AN																	
KL																	
GS																	
Z																	
W																	

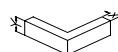
BR = BRUT - BRUT - ROH - BRUT
 AN (X) = ANODISATIE - ANODISE - ELOXIERT - ANODISED
 AN (■) = GELAKT - LAQUE - LACKIERT - LACQUERED -- RAL9006M
 KL = STANDAARDKLEUREN - COULEUR STANDARD - BASIS FARBEN - BASIC COLORS
 GS = GEMOFFELD SPECIAAL - LAQUE SPECIAL - SPECIALFARBE - SPECIAL COLOR
 Z = ZWART - NOIR - SCHWARZ - BLACK
 W = WIT - BLANC - WEISS - WHITE



GEREEDSCHAP - OUTILLAGE
WERKZEUG - TOOL





BEVESTIGING - FIXATION
BEFESTIGUNG - FIXATION




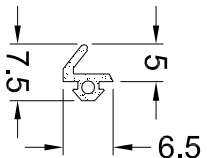



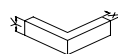
		Verp. per Emb. par Pack pr. Pack pr.	Eenheid Unité Einheit Unit	Toepassing Application Anwendung Application	Kleur Couleur Farbe Color												
	<p>ACVG65</p> <p>-Zeskantsleutel 2.5mm -Clé à six pans 2.5mm -Sechskantschlüssel 2.5mm -T-handle hexagon key 2.5mm</p>	1	Stuk Pièce Stück Pièce	ACTL443	<table border="1"> <tr><td>BR</td><td></td></tr> <tr><td>AN</td><td></td></tr> <tr><td>KL</td><td></td></tr> <tr><td>GS</td><td></td></tr> <tr><td>Z</td><td></td></tr> <tr><td>W</td><td></td></tr> </table>	BR		AN		KL		GS		Z		W	
BR																	
AN																	
KL																	
GS																	
Z																	
W																	
	<p>ACVG66</p> <p>-Zeskantsleutel 3mm -Clé à six pans 3mm -Sechskantschlüssel 3mm -T-handle hexagon key 3mm</p>	1	Stuk Pièce Stück Pièce	ACLX013A ACIP013B ACIP023B ACIP026B ACIP027B ACIP613B ACTL025B	<table border="1"> <tr><td>BR</td><td></td></tr> <tr><td>AN</td><td></td></tr> <tr><td>KL</td><td></td></tr> <tr><td>GS</td><td></td></tr> <tr><td>Z</td><td></td></tr> <tr><td>W</td><td></td></tr> </table>	BR		AN		KL		GS		Z		W	
BR																	
AN																	
KL																	
GS																	
Z																	
W																	
	<p>ACVG246</p> <p>-Speciale zelftappende inbusvijs -Vis spéciale -Schraube speziell -Special screw</p> <p> DIN912 4,8x50 INOX A2</p>	1	Stuk Pièce Stück Pièce	TL034 TL130	<table border="1"> <tr><td>BR</td><td></td></tr> <tr><td>AN</td><td></td></tr> <tr><td>KL</td><td></td></tr> <tr><td>GS</td><td></td></tr> <tr><td>Z</td><td></td></tr> <tr><td>W</td><td></td></tr> </table>	BR		AN		KL		GS		Z		W	
BR																	
AN																	
KL																	
GS																	
Z																	
W																	
	<p>ACVL020</p> <p>-Verstekhoekje in inox -Equerre de jonction -Eckverstärkung -Framing square</p>	1	Stuk Pièce Stück Pièce	LX023	<table border="1"> <tr><td>BR</td><td></td></tr> <tr><td>AN</td><td></td></tr> <tr><td>KL</td><td></td></tr> <tr><td>GS</td><td></td></tr> <tr><td>Z</td><td></td></tr> <tr><td>W</td><td></td></tr> </table>	BR		AN		KL		GS		Z		W	
BR																	
AN																	
KL																	
GS																	
Z																	
W																	
	<p>ACVL020B</p> <p>-Verstekhoekje in kunststof -Equerre de jonction en plastique -Eckverstärkung in plastik -Framing square in plastic</p>	1	Stuk Pièce Stück Pièce	LX023	<table border="1"> <tr><td>BR</td><td></td></tr> <tr><td>AN</td><td></td></tr> <tr><td>KL</td><td></td></tr> <tr><td>GS</td><td></td></tr> <tr><td>Z</td><td>X</td></tr> <tr><td>W</td><td></td></tr> </table>	BR		AN		KL		GS		Z	X	W	
BR																	
AN																	
KL																	
GS																	
Z	X																
W																	

BR = BRUT - BRUT - ROH - BRUT
 AN (X) = ANODISATIE - ANODISE - ELOXIERT - ANODISED
 AN (■) = GELAKT - LAQUE - LACKIERT - LACQUERED -- RAL9006M
 KL = STANDAARDKLEUREN - COULEUR STANDARD - BASIS FARBEN - BASIC COLORS
 GS = GEMOFFELD SPECIAAL - LAQUE SPECIAL - SPECIALFARBE - SPECIAL COLOR
 Z = ZWART - NOIR - SCHWARZ - BLACK
 W = WIT - BLANC - WEISS - WHITE

 GEREEDSCHAP - OUTILLAGE
 WERKZEUG - TOOL
 BEVESTIGING - FIXATION
 BEFESTIGUNG - FIXATION



		Verp. per Emb. par Pack pr.	Einheid Unité Einheit Unit	Toepassing Application Anwendung Application	Kleur Couleur Farbe Color												
	ACVL029 -Verstevigingsstukje voor T-verbinder -Pièce de renforcement pour assemblage T -Verstärkung stück für T-Verbinder -Strengthening piece for connecting bracket	1	Stuk Pièce Stück Piece	TL030 TL031 TL032 TL033 TL034 TL130	<table border="1"> <tr><td>BR</td><td></td></tr> <tr><td>AN</td><td></td></tr> <tr><td>KL</td><td></td></tr> <tr><td>GS</td><td></td></tr> <tr><td>Z</td><td>X</td></tr> <tr><td>W</td><td></td></tr> </table>	BR		AN		KL		GS		Z	X	W	
BR																	
AN																	
KL																	
GS																	
Z	X																
W																	
	ACVL031 -Aanslagdichting ramen -Joint pour fenêtres -Flügeldichtung Rahmen -Gasket for windows	100	m	LX020 LX021	<table border="1"> <tr><td>BR</td><td></td></tr> <tr><td>AN</td><td></td></tr> <tr><td>KL</td><td></td></tr> <tr><td>GS</td><td></td></tr> <tr><td>Z</td><td></td></tr> <tr><td>W</td><td></td></tr> </table>	BR		AN		KL		GS		Z		W	
BR																	
AN																	
KL																	
GS																	
Z																	
W																	
	ACVL031N -Aanslagdichting ramen ronddraaiend -Joint pour fenêtres tournant -Flügeldichtung Rahmen herumdrehend -Gasket for windows rotated	100	m	LX020 LX021	<table border="1"> <tr><td>BR</td><td></td></tr> <tr><td>AN</td><td></td></tr> <tr><td>KL</td><td></td></tr> <tr><td>GS</td><td></td></tr> <tr><td>Z</td><td></td></tr> <tr><td>W</td><td></td></tr> </table>	BR		AN		KL		GS		Z		W	
BR																	
AN																	
KL																	
GS																	
Z																	
W																	
	ACVL032 -Aanslagdichting deuren -Joint pour portes -Flügeldichtung Türen -Gasket for doors	100	m	LX011	<table border="1"> <tr><td>BR</td><td></td></tr> <tr><td>AN</td><td></td></tr> <tr><td>KL</td><td></td></tr> <tr><td>GS</td><td></td></tr> <tr><td>Z</td><td></td></tr> <tr><td>W</td><td></td></tr> </table>	BR		AN		KL		GS		Z		W	
BR																	
AN																	
KL																	
GS																	
Z																	
W																	
	ACVL032N -Aanslagdichting deuren ronddraaiend -Joint pour portes tournant -Flügeldichtung Türen herumdrehend -Gasket for doors rotated	100	m	LX011	<table border="1"> <tr><td>BR</td><td></td></tr> <tr><td>AN</td><td></td></tr> <tr><td>KL</td><td></td></tr> <tr><td>GS</td><td></td></tr> <tr><td>Z</td><td></td></tr> <tr><td>W</td><td></td></tr> </table>	BR		AN		KL		GS		Z		W	
BR																	
AN																	
KL																	
GS																	
Z																	
W																	



		Verp. per Emb. par Pack pr. Pack pr.	Eenheid Unité Einheit Unit	Toepassing Application Anwendung Application	Kleur Couleur Farbe Color												
	ACVL057 -Glassteun -Support calle de vitrage -Klotz-Auflage -Glazing support	1	Stuk Pièce Stück Pièce	TL030 TL031 TL032 TL033 TL034 TL130	<table border="1"> <tr><td>BR</td><td></td></tr> <tr><td>AN</td><td></td></tr> <tr><td>KL</td><td></td></tr> <tr><td>GS</td><td></td></tr> <tr><td>Z</td><td></td></tr> <tr><td>W</td><td></td></tr> </table>	BR		AN		KL		GS		Z		W	
BR																	
AN																	
KL																	
GS																	
Z																	
W																	
	ACVL058 -Klemstuk -Clip -Befestigungsklotz -Clip DIN963 M5x15	1	Stuk Pièce Stück Pièce	VL70	<table border="1"> <tr><td>BR</td><td></td></tr> <tr><td>AN</td><td></td></tr> <tr><td>KL</td><td></td></tr> <tr><td>GS</td><td></td></tr> <tr><td>Z</td><td></td></tr> <tr><td>W</td><td></td></tr> </table>	BR		AN		KL		GS		Z		W	
BR																	
AN																	
KL																	
GS																	
Z																	
W																	
	ACVL060 -Sluitstuk PVC voor condensgoot -Arrêt d'eau PVC pour seuil -Dichtungsstück PVC -Nylon piece for sill member	1	Stuk Pièce Stück Pièce	IP457	<table border="1"> <tr><td>BR</td><td></td></tr> <tr><td>AN</td><td></td></tr> <tr><td>KL</td><td></td></tr> <tr><td>GS</td><td></td></tr> <tr><td>Z</td><td>X</td></tr> <tr><td>W</td><td>X</td></tr> </table>	BR		AN		KL		GS		Z	X	W	X
BR																	
AN																	
KL																	
GS																	
Z	X																
W	X																
	ACVL062 -Inloopstuk rolluikgeleider -Entonnoir coulisseau store -Inlaufstück für Rolladen -Enterpiece for shutter	1	Set	VL70	<table border="1"> <tr><td>BR</td><td></td></tr> <tr><td>AN</td><td></td></tr> <tr><td>KL</td><td></td></tr> <tr><td>GS</td><td></td></tr> <tr><td>Z</td><td>X</td></tr> <tr><td>W</td><td>X</td></tr> </table>	BR		AN		KL		GS		Z	X	W	X
BR																	
AN																	
KL																	
GS																	
Z	X																
W	X																
	ACVL063 -Aandrukrol voor rolluik -Rouleau renvoi pour store -Andrückrolle für Rolladen -Push roller for shutter	1	Stuk Pièce Stück Pièce	VL71	<table border="1"> <tr><td>BR</td><td></td></tr> <tr><td>AN</td><td></td></tr> <tr><td>KL</td><td></td></tr> <tr><td>GS</td><td></td></tr> <tr><td>Z</td><td></td></tr> <tr><td>W</td><td></td></tr> </table>	BR		AN		KL		GS		Z		W	
BR																	
AN																	
KL																	
GS																	
Z																	
W																	

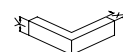
BR = BRUT - BRUT - ROH - BRUT
AN (X) = ANODISATIE - ANODISE - ELOXIERT - ANODISED
AN (■) = GELAKT - LAQUE - LACKIERT - LACQUERED -- RAL9006M
KL = STANDAARDKLEUREN - COULEUR STANDARD - BASIS FARBEN - BASIC COLORS
GS = GEMOFFELD SPECIAAL - LAQUE SPECIAL - SPECIALFARBE - SPECIAL COLOR
Z = ZWART - NOIR - SCHWARZ - BLACK
W = WIT - BLANC - WEISS - WHITE



GEREEDSCHAP - OUTILLAGE
WERKZEUG - TOOL



BEVESTIGING - FIXATION
BEFESTIGUNG - FIXATION



		Verp. per Emb. par Pack pr.	Einheid Unité Einheit Unit	Toepassing Application Anwendung Application	Kleur Couleur Farbe Color												
	ACVL117 -Cilinder 30-50 -Cylindre 30-50 -Zylinder 30-50 -Cylinder 30-50	1	Stuk Pièce Stück Piece	LX023	<table border="1"> <tr><td>BR</td><td></td></tr> <tr><td>AN</td><td></td></tr> <tr><td>KL</td><td></td></tr> <tr><td>GS</td><td></td></tr> <tr><td>Z</td><td></td></tr> <tr><td>W</td><td></td></tr> </table>	BR		AN		KL		GS		Z		W	
BR																	
AN																	
KL																	
GS																	
Z																	
W																	
	ACVL130 -Muuranker -Doguet de fixation -Verankerung -Anchor	1	Stuk Pièce Stück Piece	LX011	<table border="1"> <tr><td>BR</td><td></td></tr> <tr><td>AN</td><td></td></tr> <tr><td>KL</td><td></td></tr> <tr><td>GS</td><td></td></tr> <tr><td>Z</td><td></td></tr> <tr><td>W</td><td></td></tr> </table>	BR		AN		KL		GS		Z		W	
BR																	
AN																	
KL																	
GS																	
Z																	
W																	
	ACVL150 -Zeskantsleutel 4mm -Clé à six pans 4mm -Sechskantschlüssel 4mm -T-handle hexagon key 4mm	1	Stuk Pièce Stück Piece	ACIP026B ACTL025B ACTL443	<table border="1"> <tr><td>BR</td><td></td></tr> <tr><td>AN</td><td></td></tr> <tr><td>KL</td><td></td></tr> <tr><td>GS</td><td></td></tr> <tr><td>Z</td><td></td></tr> <tr><td>W</td><td></td></tr> </table>	BR		AN		KL		GS		Z		W	
BR																	
AN																	
KL																	
GS																	
Z																	
W																	
	ACVL158 -Oil spray -Oil spray -Oil spray -Oil spray	1	Stuk Pièce Stück Piece		<table border="1"> <tr><td>BR</td><td></td></tr> <tr><td>AN</td><td></td></tr> <tr><td>KL</td><td></td></tr> <tr><td>GS</td><td></td></tr> <tr><td>Z</td><td></td></tr> <tr><td>W</td><td></td></tr> </table>	BR		AN		KL		GS		Z		W	
BR																	
AN																	
KL																	
GS																	
Z																	
W																	
	ACVL159 -Secondelijm -Colle cyanoacrylate -Cyanacrylate Kleber -Cyanacrylate glue	1	Stuk Pièce Stück Piece		<table border="1"> <tr><td>BR</td><td></td></tr> <tr><td>AN</td><td></td></tr> <tr><td>KL</td><td></td></tr> <tr><td>GS</td><td></td></tr> <tr><td>Z</td><td></td></tr> <tr><td>W</td><td></td></tr> </table>	BR		AN		KL		GS		Z		W	
BR																	
AN																	
KL																	
GS																	
Z																	
W																	

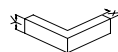
BR = BRUT - BRUT - ROH - BRUT
 AN (X) = ANODISATIE - ANODISE - ELOXIERT - ANODISED
 AN (■) = GELAKT - LAQUE - LACKIERT - LACQUERED -- RAL9006M
 KL = STANDAARDKLEUREN - COULEUR STANDARD - BASIS FARBEN - BASIC COLORS
 GS = GEMOFFELD SPECIAAL - LAQUE SPECIAL - SPECIALFARBE - SPECIAL COLOR
 Z = ZWART - NOIR - SCHWARZ - BLACK
 W = WIT - BLANC - WEISS - WHITE






GEREEDSCHAP - OUTILLAGE
WERKZEUG - TOOL





BEVESTIGING - FIXATION
BEFESTIGUNG - FIXATION








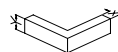
		Verp. per Emb. par Pack pr. Pack pr.	Eenheid Unité Einheit Unit	Toepassing Application Anwendung Application	Kleur Couleur Farbe Color												
	ACVL169 -Boormal voor schroefgaten -Calibre pour trous de vis -Bohrschablone für Loch für Schraube -Boring jig set for screwholes	1	Stuk Pièce Stück Piece	TL034 TL130	<table border="1"> <tr><td>BR</td><td></td></tr> <tr><td>AN</td><td></td></tr> <tr><td>KL</td><td></td></tr> <tr><td>GS</td><td></td></tr> <tr><td>Z</td><td></td></tr> <tr><td>W</td><td></td></tr> </table>	BR		AN		KL		GS		Z		W	
BR																	
AN																	
KL																	
GS																	
Z																	
W																	
	ACVL231 -Hoek voor aanslagdichting -Pièce d'onglet pour joint -Eckstück für Flügeldichtung -Corner piece for gasket	1	Stuk Pièce Stück Piece	LX020 LX021	<table border="1"> <tr><td>BR</td><td></td></tr> <tr><td>AN</td><td></td></tr> <tr><td>KL</td><td></td></tr> <tr><td>GS</td><td></td></tr> <tr><td>Z</td><td></td></tr> <tr><td>W</td><td></td></tr> </table>	BR		AN		KL		GS		Z		W	
BR																	
AN																	
KL																	
GS																	
Z																	
W																	
	ACVL432 -Deurgrendel voor driepuntslot -Verrou porte pour serrure à 3 points -Tür Kantriegel für Dreipunktschloss -Extended bolt for lock with 3 points	1	Stuk Pièce Stück Piece	ACVL707	<table border="1"> <tr><td>BR</td><td></td></tr> <tr><td>AN</td><td></td></tr> <tr><td>KL</td><td></td></tr> <tr><td>GS</td><td></td></tr> <tr><td>Z</td><td></td></tr> <tr><td>W</td><td></td></tr> </table>	BR		AN		KL		GS		Z		W	
BR																	
AN																	
KL																	
GS																	
Z																	
W																	
	ACVL434 -Sluistuk voor ACVL432 -Gache pour ACVL432 -Schliesplatte für ACVL432 -Keeper for ACVL432	1	Stuk Pièce Stück Piece	ACVL432	<table border="1"> <tr><td>BR</td><td></td></tr> <tr><td>AN</td><td></td></tr> <tr><td>KL</td><td></td></tr> <tr><td>GS</td><td></td></tr> <tr><td>Z</td><td></td></tr> <tr><td>W</td><td></td></tr> </table>	BR		AN		KL		GS		Z		W	
BR																	
AN																	
KL																	
GS																	
Z																	
W																	
	ACVL457 -Eindstuk voor VL457 en VL479-VL484 -Pièce latérale pour VL457 et VL479-VL484 -Abdichtung für VL457 und VL479-VL484 -Sealing for VL457 and VL479-VL484	1	Set	IP457	<table border="1"> <tr><td>BR</td><td></td></tr> <tr><td>AN</td><td></td></tr> <tr><td>KL</td><td></td></tr> <tr><td>GS</td><td></td></tr> <tr><td>Z</td><td></td></tr> <tr><td>W</td><td></td></tr> </table>	BR		AN		KL		GS		Z		W	
BR																	
AN																	
KL																	
GS																	
Z																	
W																	



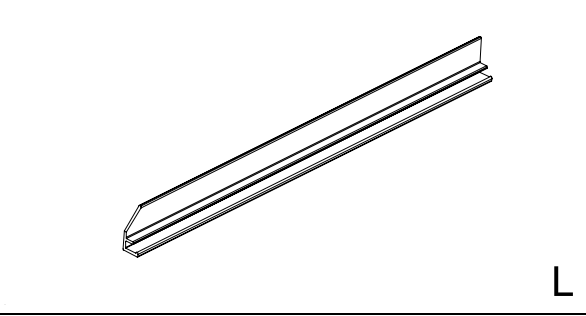

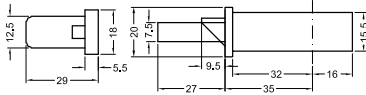

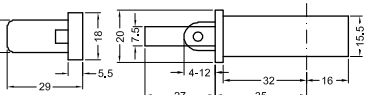
BR = BRUT - BRUT - ROH - BRUT
 AN (X) = ANODISATIE - ANODISE - ELOXIERT - ANODISED
 AN (■) = GELAKT - LAQUE - LACKIERT - LACQUERED -- RAL9006M
 KL = STANDAARDKLEUREN - COULEUR STANDARD - BASIS FARBEN - BASIC COLORS
 GS = GEMOFFELD SPECIAAL - LAQUE SPECIAL - SPECIALFARBE - SPECIAL COLOR
 Z = ZWART - NOIR - SCHWARZ - BLACK
 W = WIT - BLANC - WEISS - WHITE

 GEREEDSCHAP - OUTILLAGE
 WERKZEUG - TOOL
 BEVESTIGING - FIXATION
 BEFESTIGUNG - FIXATION





		Verp. per Emb. par Pack pr.	Einheid Unité Einheit Unit	Toepassing Application Anwendung Application	Kleur Couleur Farbe Color												
	ACVL477 -Bevestigingsclips voor VL457 en VL479-VL484 -Fixation pour VL457 et VL479-VL484 -Zubehörteile für VL457 und VL479-VL484 -Access. for VL457 and VL479-VL484	1	Stuk Pièce Stück Piece	IP457	<table border="1"> <tr><td>BR</td><td></td></tr> <tr><td>AN</td><td></td></tr> <tr><td>KL</td><td></td></tr> <tr><td>GS</td><td></td></tr> <tr><td>Z</td><td></td></tr> <tr><td>W</td><td></td></tr> </table>	BR		AN		KL		GS		Z		W	
BR																	
AN																	
KL																	
GS																	
Z																	
W																	
 L	ACVL479 L/R -Eindstukken -Pièces latérales -Abdichtung -Sealing sill member	1	Stuk Pièce Stück Piece	VL479	<table border="1"> <tr><td>BR</td><td>X</td></tr> <tr><td>AN</td><td>X</td></tr> <tr><td>KL</td><td>X</td></tr> <tr><td>GS</td><td>X</td></tr> <tr><td>Z</td><td>X</td></tr> <tr><td>W</td><td>X</td></tr> </table>	BR	X	AN	X	KL	X	GS	X	Z	X	W	X
BR	X																
AN	X																
KL	X																
GS	X																
Z	X																
W	X																
 L	ACVL480 L/R -Eindstukken -Pièces latérales -Abdichtung -Sealing sill member	1	Stuk Pièce Stück Piece	VL480	<table border="1"> <tr><td>BR</td><td>X</td></tr> <tr><td>AN</td><td>X</td></tr> <tr><td>KL</td><td>X</td></tr> <tr><td>GS</td><td>X</td></tr> <tr><td>Z</td><td>X</td></tr> <tr><td>W</td><td>X</td></tr> </table>	BR	X	AN	X	KL	X	GS	X	Z	X	W	X
BR	X																
AN	X																
KL	X																
GS	X																
Z	X																
W	X																
 L	ACVL481 L/R -Eindstukken -Pièces latérales -Abdichtung -Sealing sill member	1	Stuk Pièce Stück Piece	VL481	<table border="1"> <tr><td>BR</td><td>X</td></tr> <tr><td>AN</td><td>X</td></tr> <tr><td>KL</td><td>X</td></tr> <tr><td>GS</td><td>X</td></tr> <tr><td>Z</td><td>X</td></tr> <tr><td>W</td><td>X</td></tr> </table>	BR	X	AN	X	KL	X	GS	X	Z	X	W	X
BR	X																
AN	X																
KL	X																
GS	X																
Z	X																
W	X																
 L	ACVL482 L/R -Eindstukken -Pièces latérales -Abdichtung -Sealing sill member	1	Stuk Pièce Stück Piece	VL482	<table border="1"> <tr><td>BR</td><td>X</td></tr> <tr><td>AN</td><td>X</td></tr> <tr><td>KL</td><td>X</td></tr> <tr><td>GS</td><td>X</td></tr> <tr><td>Z</td><td>X</td></tr> <tr><td>W</td><td>X</td></tr> </table>	BR	X	AN	X	KL	X	GS	X	Z	X	W	X
BR	X																
AN	X																
KL	X																
GS	X																
Z	X																
W	X																


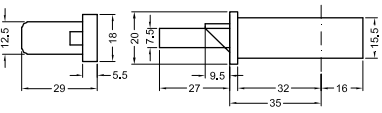



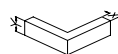
		Verp. per Emb. par Pack pr. Pack pr.	Eenheid Unité Einheit Unit	Toepassing Application Anwendung Application	Kleur Couleur Farbe Color												
	ACVL483 L/R -Eindstukken -Pièces latérales -Abdichtung -Sealing sill member	1	Stuk Pièce Stück Pièce	VL483	<table border="1"> <tr><td>BR</td><td>X</td></tr> <tr><td>AN</td><td>X</td></tr> <tr><td>KL</td><td>X</td></tr> <tr><td>GS</td><td>X</td></tr> <tr><td>Z</td><td>X</td></tr> <tr><td>W</td><td>X</td></tr> </table>	BR	X	AN	X	KL	X	GS	X	Z	X	W	X
BR	X																
AN	X																
KL	X																
GS	X																
Z	X																
W	X																
	ACVL484 L/R -Eindstukken -Pièces latérales -Abdichtung -Sealing sill member	1	Stuk Pièce Stück Pièce	VL484	<table border="1"> <tr><td>BR</td><td>X</td></tr> <tr><td>AN</td><td>X</td></tr> <tr><td>KL</td><td>X</td></tr> <tr><td>GS</td><td>X</td></tr> <tr><td>Z</td><td>X</td></tr> <tr><td>W</td><td>X</td></tr> </table>	BR	X	AN	X	KL	X	GS	X	Z	X	W	X
BR	X																
AN	X																
KL	X																
GS	X																
Z	X																
W	X																
	ACVL486 L/R -Eindstukken -Pièces latérales -Abdichtung -Sealing sill member	1	Stuk Pièce Stück Pièce	VL486	<table border="1"> <tr><td>BR</td><td>X</td></tr> <tr><td>AN</td><td>X</td></tr> <tr><td>KL</td><td>X</td></tr> <tr><td>GS</td><td>X</td></tr> <tr><td>Z</td><td>X</td></tr> <tr><td>W</td><td>X</td></tr> </table>	BR	X	AN	X	KL	X	GS	X	Z	X	W	X
BR	X																
AN	X																
KL	X																
GS	X																
Z	X																
W	X																
	ACVL705 -Veiligheidsslot met pen -Serrure de sécurité à pêne -Sicherheitsschloss mit Falle -Security lock with pen  DIN7982 4.2x20	1	Stuk Pièce Stück Pièce	LX023	<table border="1"> <tr><td>BR</td><td></td></tr> <tr><td>AN</td><td></td></tr> <tr><td>KL</td><td></td></tr> <tr><td>GS</td><td></td></tr> <tr><td>Z</td><td></td></tr> <tr><td>W</td><td></td></tr> </table>	BR		AN		KL		GS		Z		W	
BR																	
AN																	
KL																	
GS																	
Z																	
W																	
	ACVL706 -Veiligheidsslot met rol -Serrure de sécurité avec rouleau -Sicherheitsschloss mit Rolle -Security lock with rol  DIN7982 4.2x20	1	Stuk Pièce Stück Pièce	LX023	<table border="1"> <tr><td>BR</td><td></td></tr> <tr><td>AN</td><td></td></tr> <tr><td>KL</td><td></td></tr> <tr><td>GS</td><td></td></tr> <tr><td>Z</td><td></td></tr> <tr><td>W</td><td></td></tr> </table>	BR		AN		KL		GS		Z		W	
BR																	
AN																	
KL																	
GS																	
Z																	
W																	


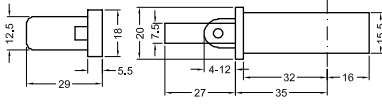

BR = BRUT - BRUT - ROH - BRUT
 AN (X) = ANODISATIE - ANODISE - ELOXIERT - ANODISED
 AN (■) = GELAKT - LAQUE - LACKIERT - LACQUERED -- RAL9006M
 KL = STANDAARDKLEUREN - COULEUR STANDARD - BASIS FARBEN - BASIC COLORS
 GS = GEMOFFELD SPECIAAL - LAQUE SPECIAL - SPECIALFARBE - SPECIAL COLOR
 Z = ZWART - NOIR - SCHWARZ - BLACK
 W = WIT - BLANC - WEISS - WHITE

 GEREEDSCHAP - OUTILLAGE
 WERKZEUG - TOOL
 BEVESTIGING - FIXATION
 BEFESTIGUNG - FIXATION





	Verp. per Emb. par Pack pr.	Eenheid Unit	Toepassing Application	Kleur Couleur												
	1	Stuk Pièce Stück Piece	LX023	<table border="1"> <tr><td>BR</td><td></td></tr> <tr><td>AN</td><td></td></tr> <tr><td>KL</td><td></td></tr> <tr><td>GS</td><td></td></tr> <tr><td>Z</td><td></td></tr> <tr><td>W</td><td></td></tr> </table>	BR		AN		KL		GS		Z		W	
BR																
AN																
KL																
GS																
Z																
W																
<p>ACVL707</p> <ul style="list-style-type: none"> -Driepuntsslot -Serrure à 3 points -Schloss für Dreifachverriegelung -Lock with 3 points  <p> DIN7982 4.2x20</p>																






	Verp. per Emb. par Pack pr. Pack pr.	Eenheid Unité Einheit Unit	Toepassing Application Anwendung Application	Kleur Couleur Farbe Color												
 <p>ACVL708</p> <p>-Driepuntslot met rol -Serrure à 3 points avec rouleau -Schloss für Dreifachverriegelung mit Rolle -Lock with 3 points and rol</p>  <p> DIN7982 4.2x20</p>	1	Stuk Pièce Stück Piece	LX023	<table border="1"> <tr> <td>BR</td> <td><input type="checkbox"/></td> </tr> <tr> <td>AN</td> <td><input type="checkbox"/></td> </tr> <tr> <td>KL</td> <td><input type="checkbox"/></td> </tr> <tr> <td>GS</td> <td><input type="checkbox"/></td> </tr> <tr> <td>Z</td> <td><input type="checkbox"/></td> </tr> <tr> <td>W</td> <td><input type="checkbox"/></td> </tr> </table>	BR	<input type="checkbox"/>	AN	<input type="checkbox"/>	KL	<input type="checkbox"/>	GS	<input type="checkbox"/>	Z	<input type="checkbox"/>	W	<input type="checkbox"/>
BR	<input type="checkbox"/>															
AN	<input type="checkbox"/>															
KL	<input type="checkbox"/>															
GS	<input type="checkbox"/>															
Z	<input type="checkbox"/>															
W	<input type="checkbox"/>															

BR = BRUT - BRUT - ROH - BRUT
 AN (X) = ANODISATIE - ANODISE - ELOXIERT - ANODISED
 AN (■) = GELAKT - LAQUE - LACKIERT - LACQUERED -- RAL9006M
 KL = STANDAARDKLEUREN - COULEUR STANDARD - BASIS FARBEN - BASIC COLORS
 GS = GEMOFFELD SPECIAAL - LAQUE SPECIAL - SPECIALFARBE - SPECIAL COLOR
 Z = ZWART - NOIR - SCHWARZ - BLACK
 W = WIT - BLANC - WEISS - WHITE

 GEREEDSCHAP - OUTILLAGE
 WERKZEUG - TOOL
 BEVESTIGING - FIXATION
 BEFESTIGUNG - FIXATION



	Verp. per Emb. par Pack pr.	Einheid Unit	Toepassing Application	Kleur Couleur												
 <p>ACVL725 L/R -Elektrische slotplaat -Gache électrique -Electrische schliessplatte -Electric lockplate</p> <p>R</p>	1	Stuk Pièce Stück Piece	LX011	<table border="1"> <tr><td>BR</td><td></td></tr> <tr><td>AN</td><td></td></tr> <tr><td>KL</td><td></td></tr> <tr><td>GS</td><td></td></tr> <tr><td>Z</td><td></td></tr> <tr><td>W</td><td></td></tr> </table>	BR		AN		KL		GS		Z		W	
BR																
AN																
KL																
GS																
Z																
W																
 <p>ACVN028B -T-verbinding voor binnenste kamer -Assemblage T pour chambre intérieure -T-Verbinder für innere Kammer -Connecting bracket for inside chamber</p> <p>X=83mm Y=20mm</p> <p> ACVG66</p>	1	Stuk Pièce Stück Piece	TL033	<table border="1"> <tr><td>BR</td><td></td></tr> <tr><td>AN</td><td></td></tr> <tr><td>KL</td><td></td></tr> <tr><td>GS</td><td></td></tr> <tr><td>Z</td><td></td></tr> <tr><td>W</td><td></td></tr> </table>	BR		AN		KL		GS		Z		W	
BR																
AN																
KL																
GS																
Z																
W																

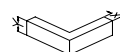
BR = BRUT - BRUT - ROH - BRUT
 AN (X) = ANODISATIE - ANODISE - ELOXIERT - ANODISED
 AN (■) = GELAKT - LAQUE - LACKIERT - LACQUERED -- RAL9006M
 KL = STANDAARDKLEUREN - COULEUR STANDARD - BASIS FARBEN - BASIC COLORS
 GS = GEMOFFELD SPECIAAL - LAQUE SPECIAL - SPECIALFARBE - SPECIAL COLOR
 Z = ZWART - NOIR - SCHWARZ - BLACK
 W = WIT - BLANC - WEISS - WHITE



GEREEDSCHAP - OUTILLAGE
WERKZEUG - TOOL

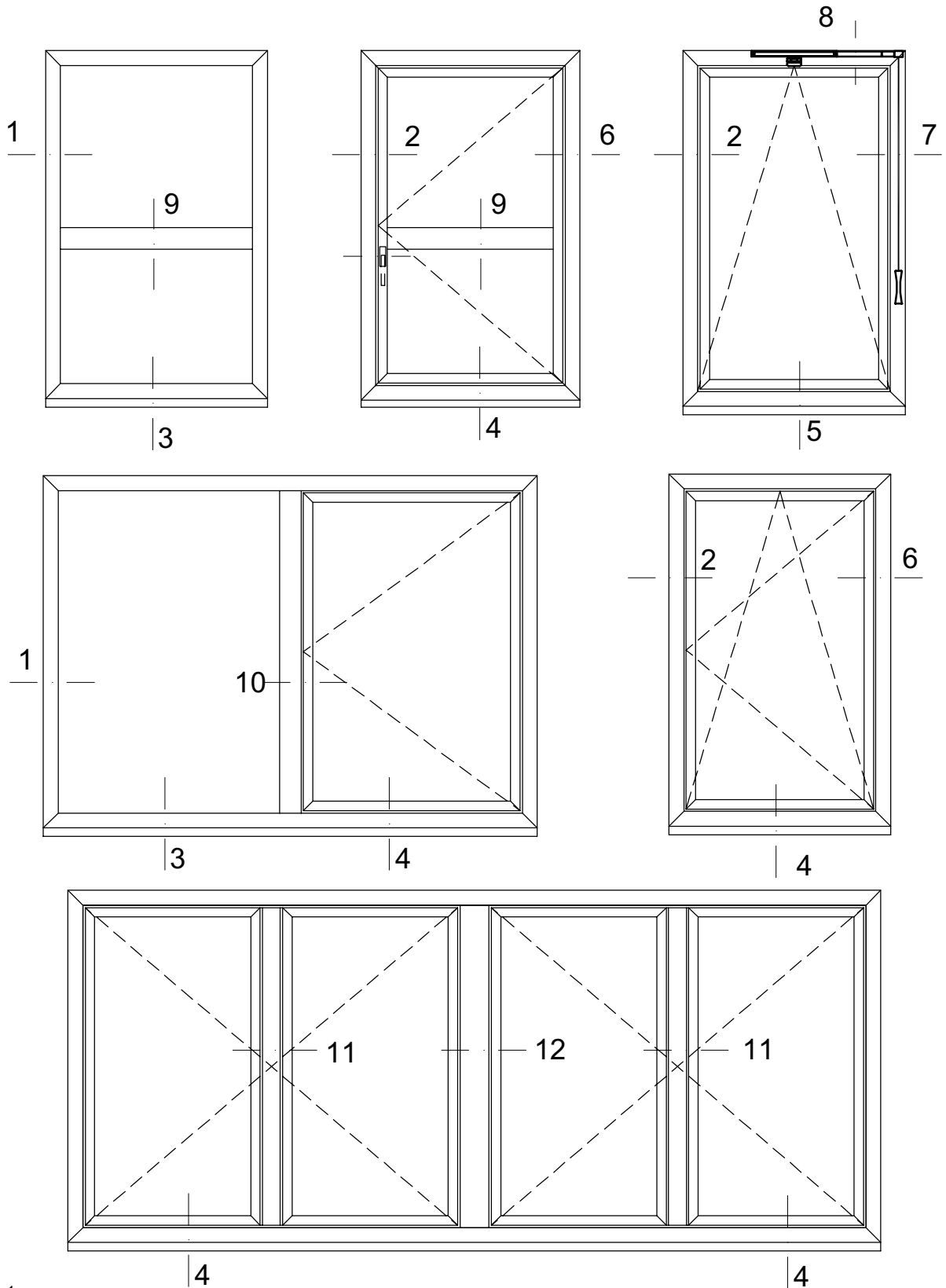


BEVESTIGING - FIXATION
BEFESTIGUNG - FIXATION

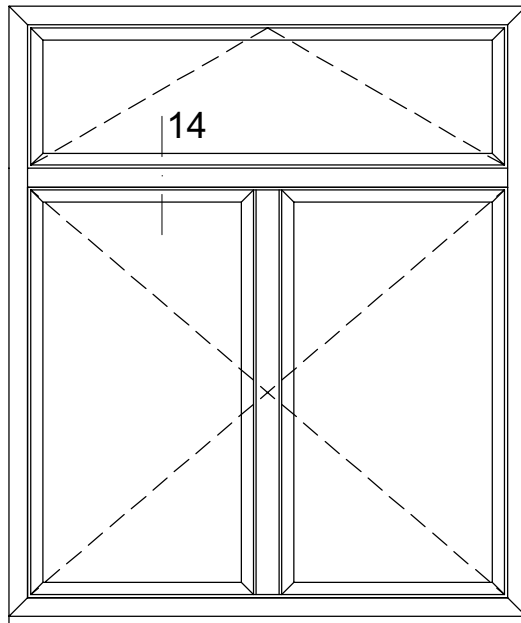
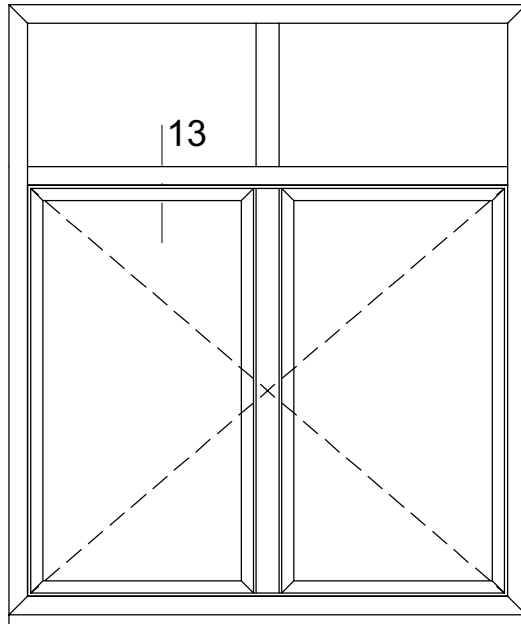


RAMEN
FENETRES
RAHMEN
WINDOWS

DOORSNEDE - COUPE - SCHNITT - SECTION



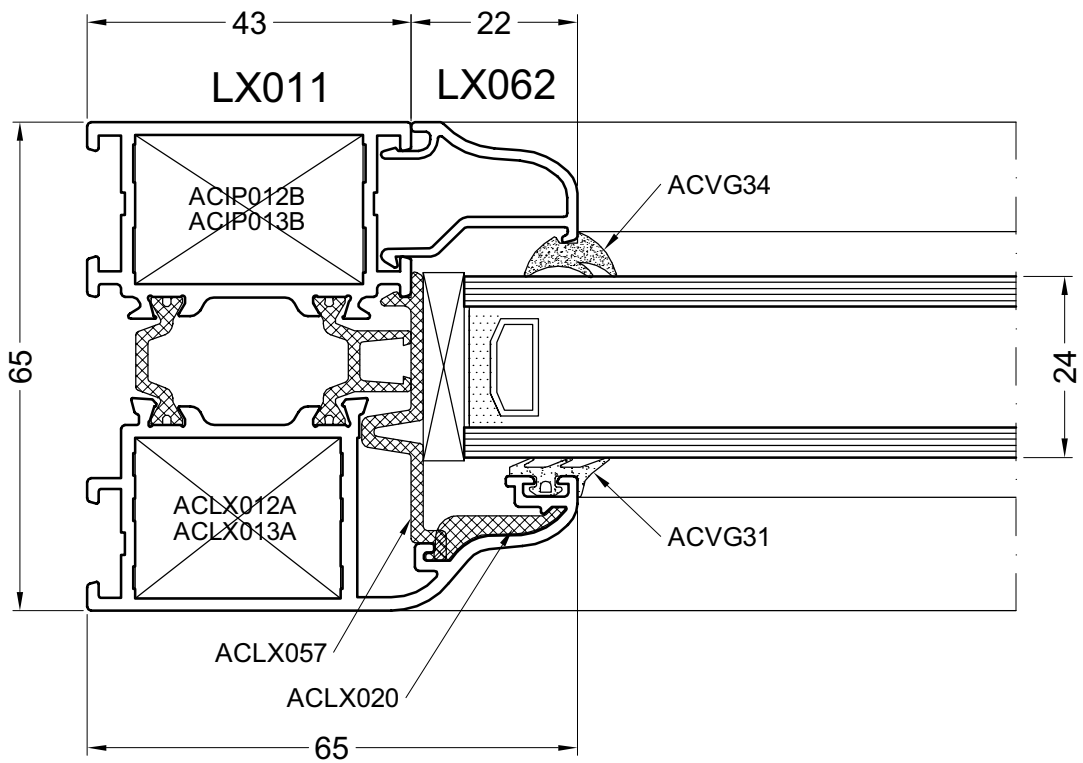
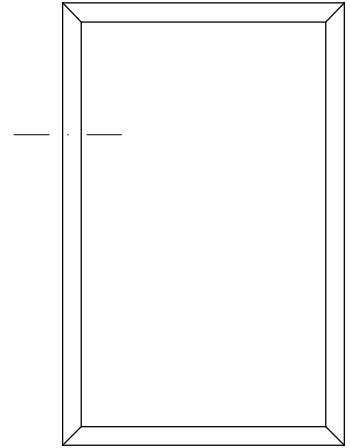
doortyp1



Doortyp2

1A

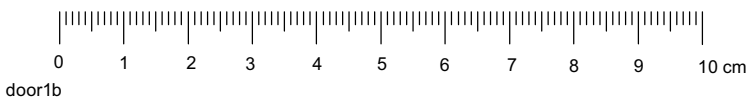
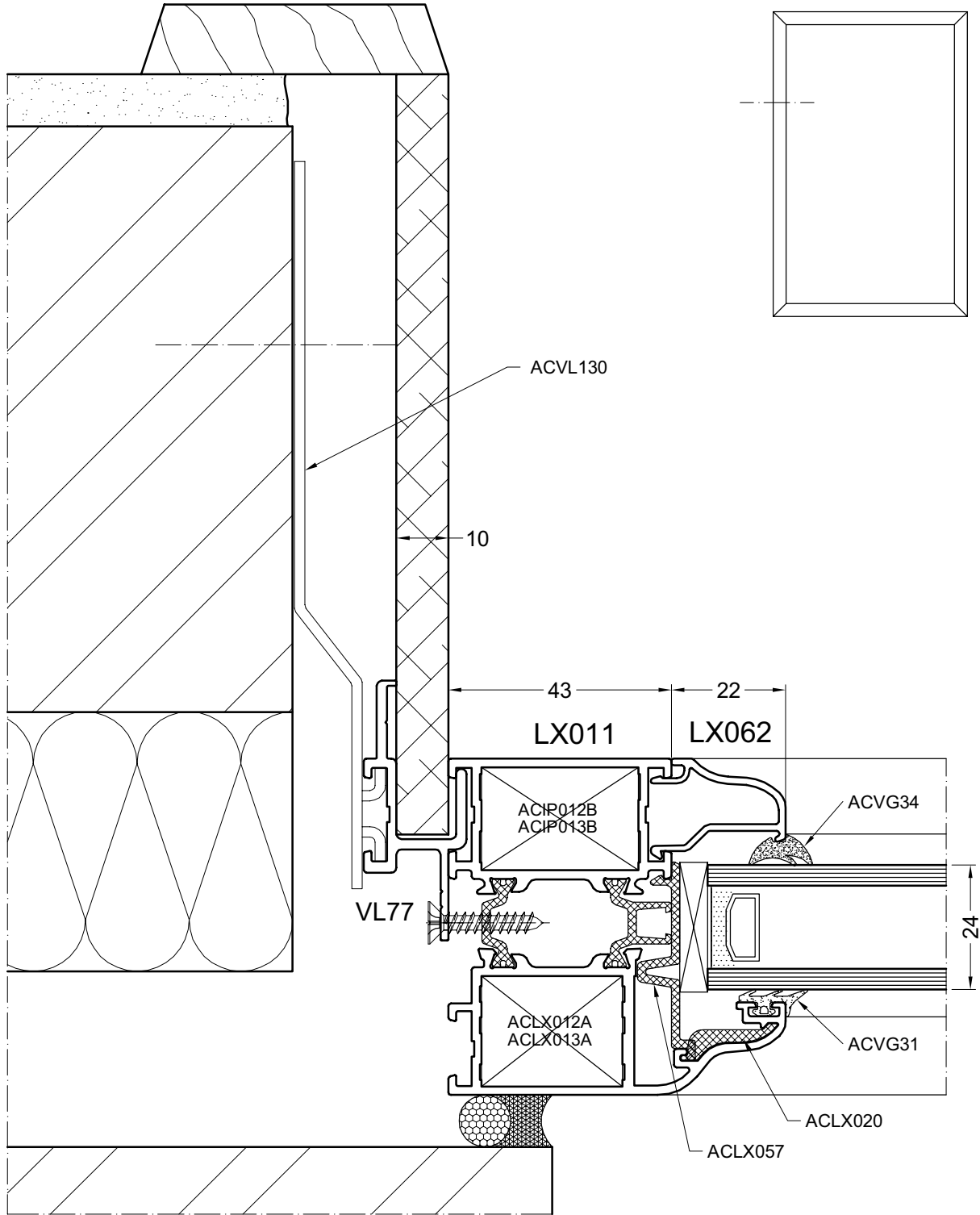
DOORSNEDE - COUPE - SCHNITT - SECTION



door1a

1B

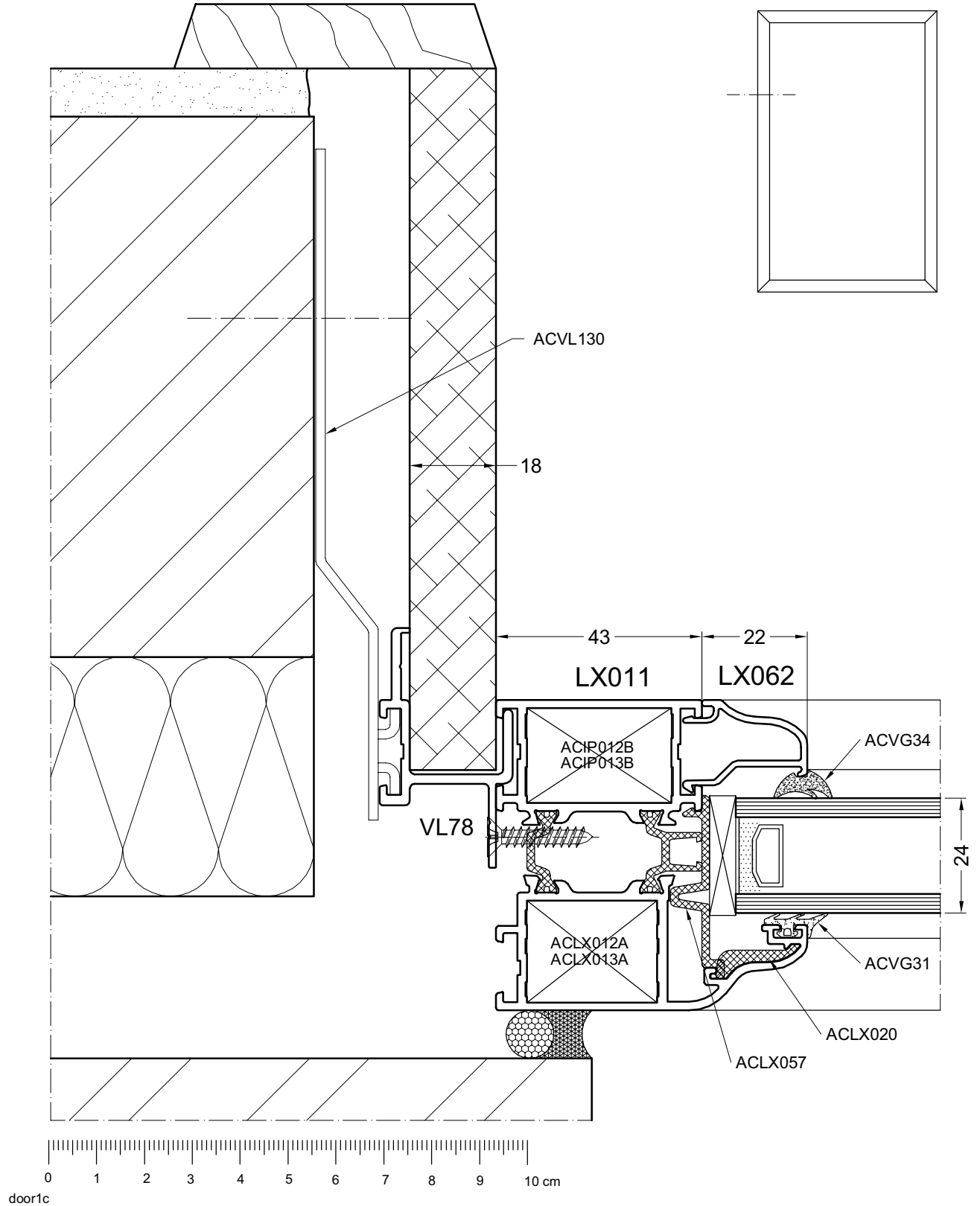
DOORSNEDE - COUPE - SCHNITT - SECTION



door1b

1C

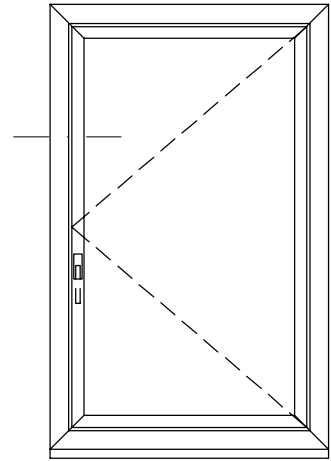
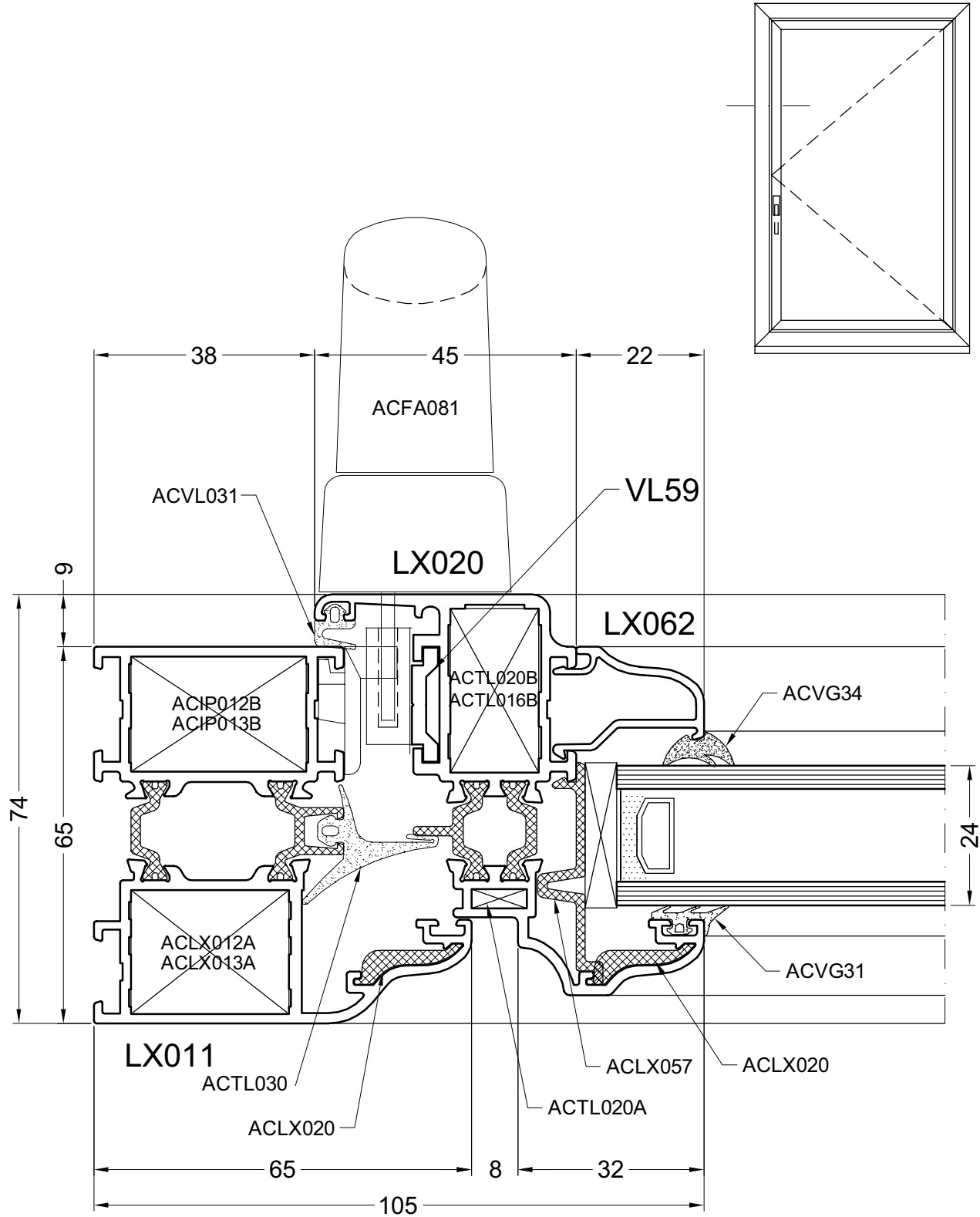
DOORSNEDE - COUPE - SCHNITT - SECTION



door1c

2A

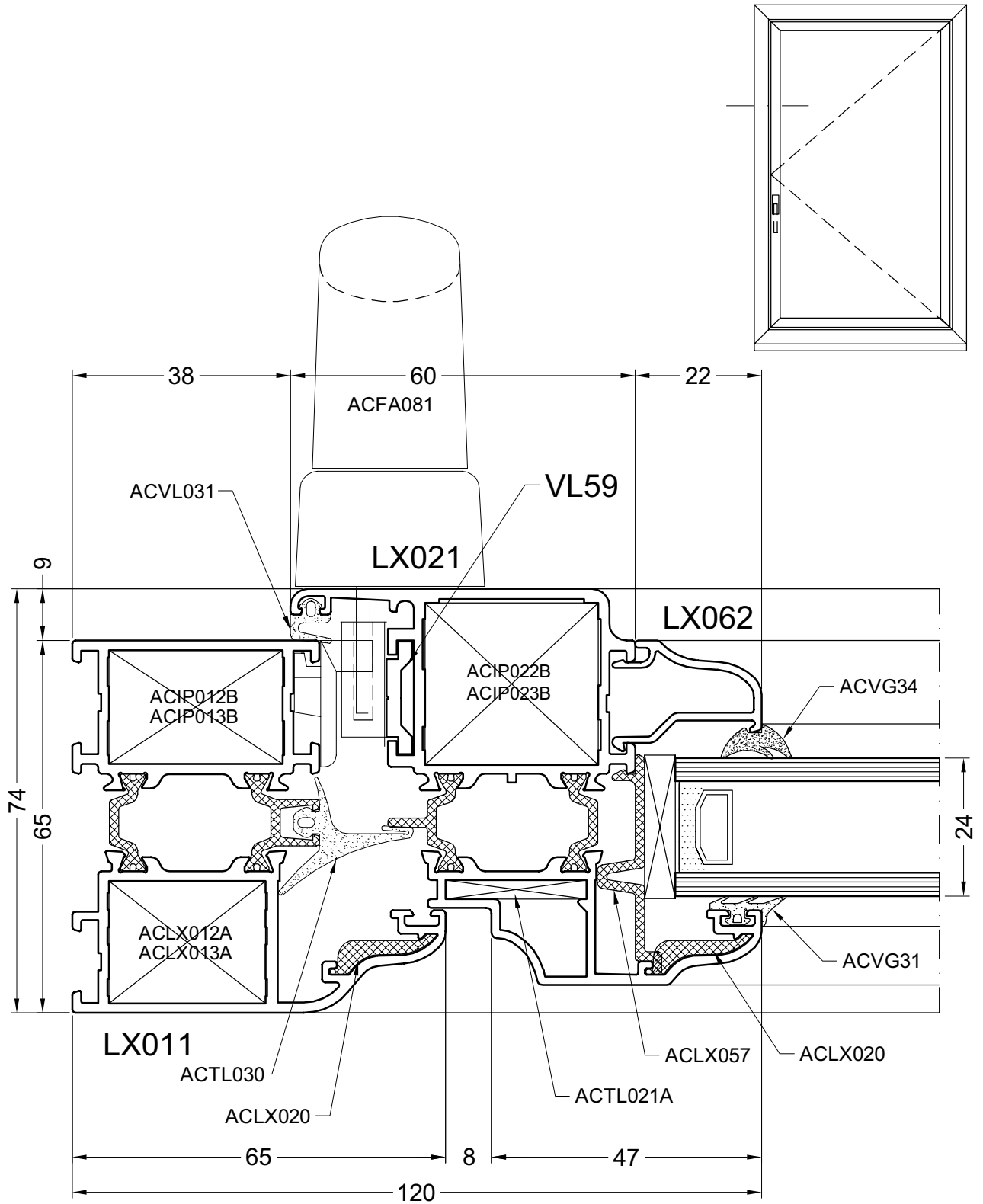
DOORSNEDE - COUPE - SCHNITT - SECTION



door2a

2B

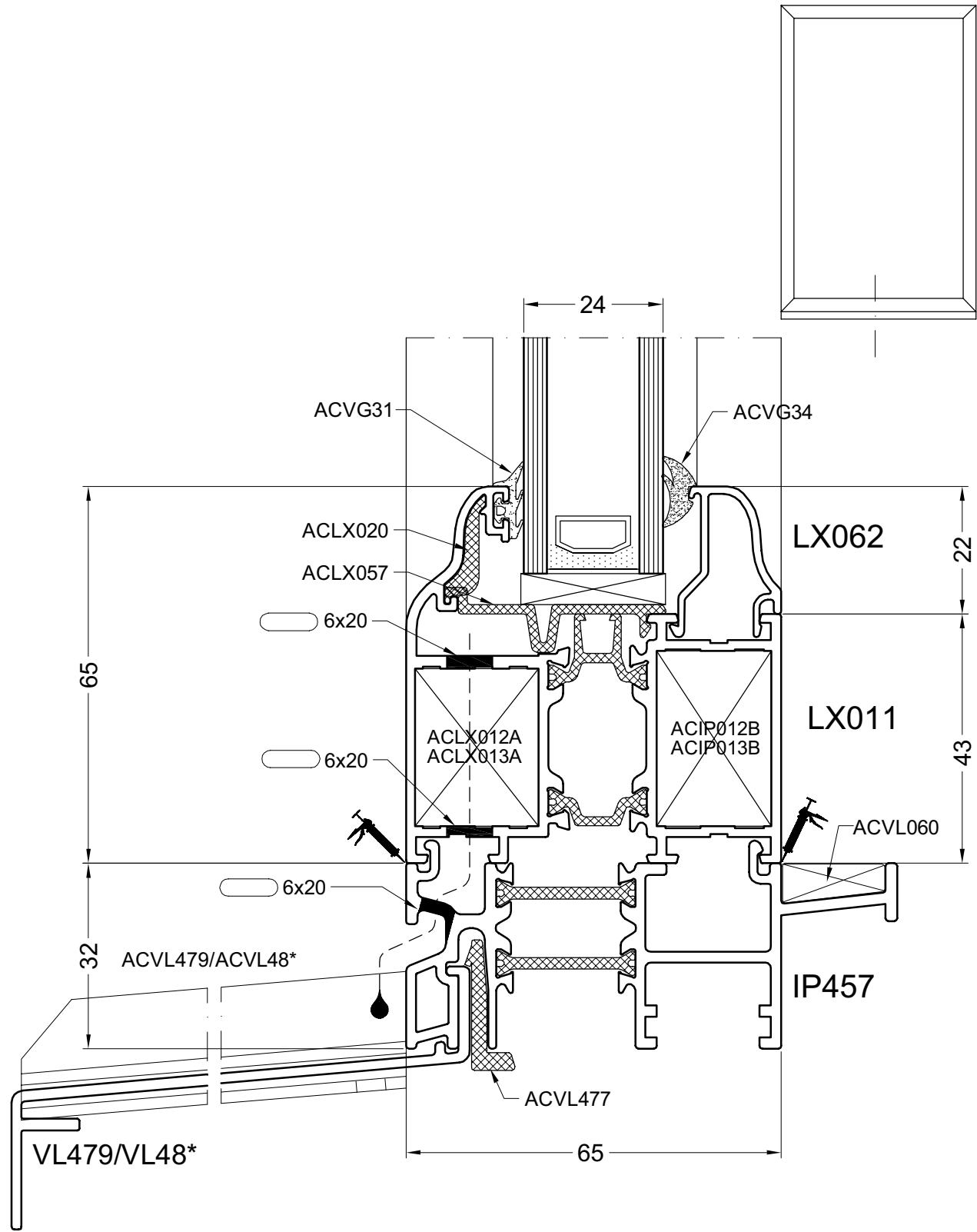
DOORSNEDE - COUPE - SCHNITT - SECTION



door2b

3A

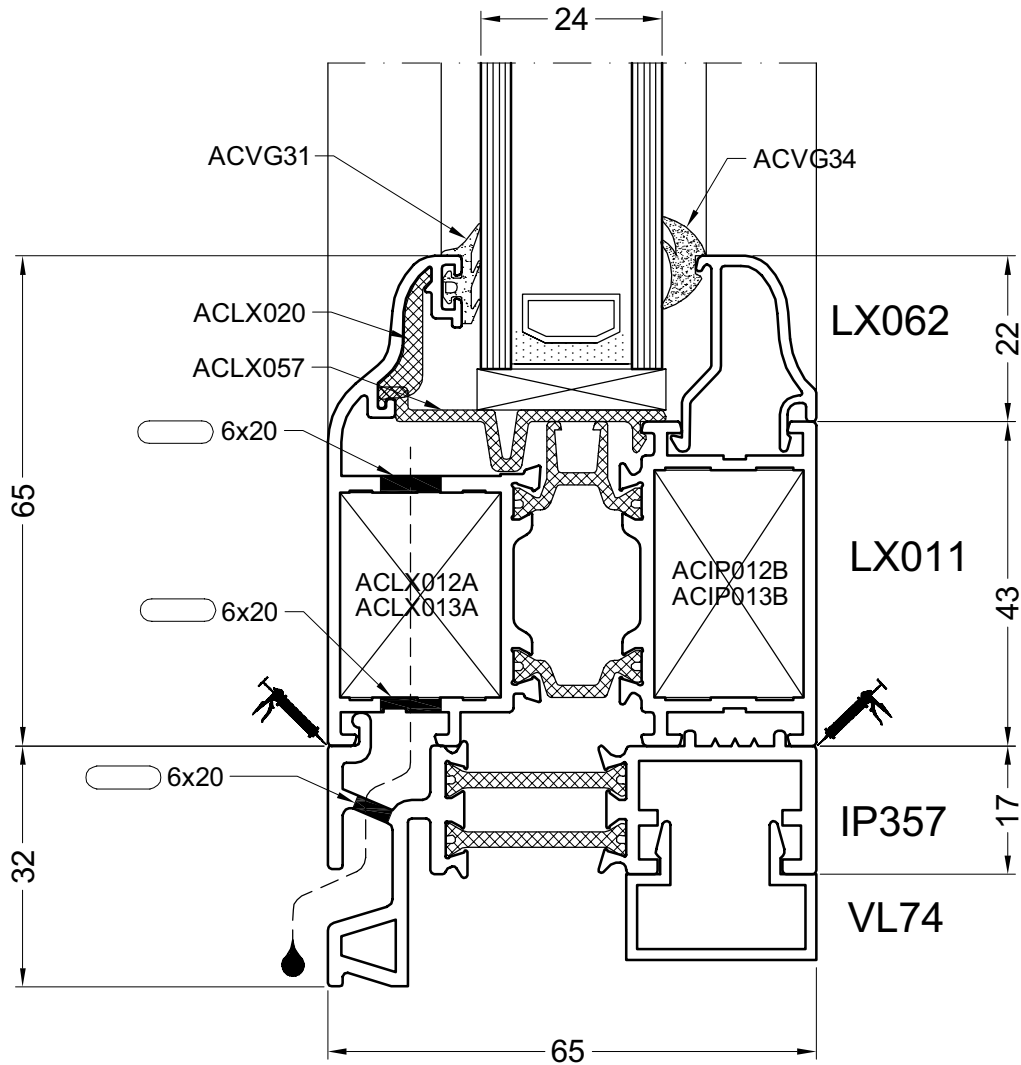

DOORSNEDE - COUPE - SCHNITT - SECTION



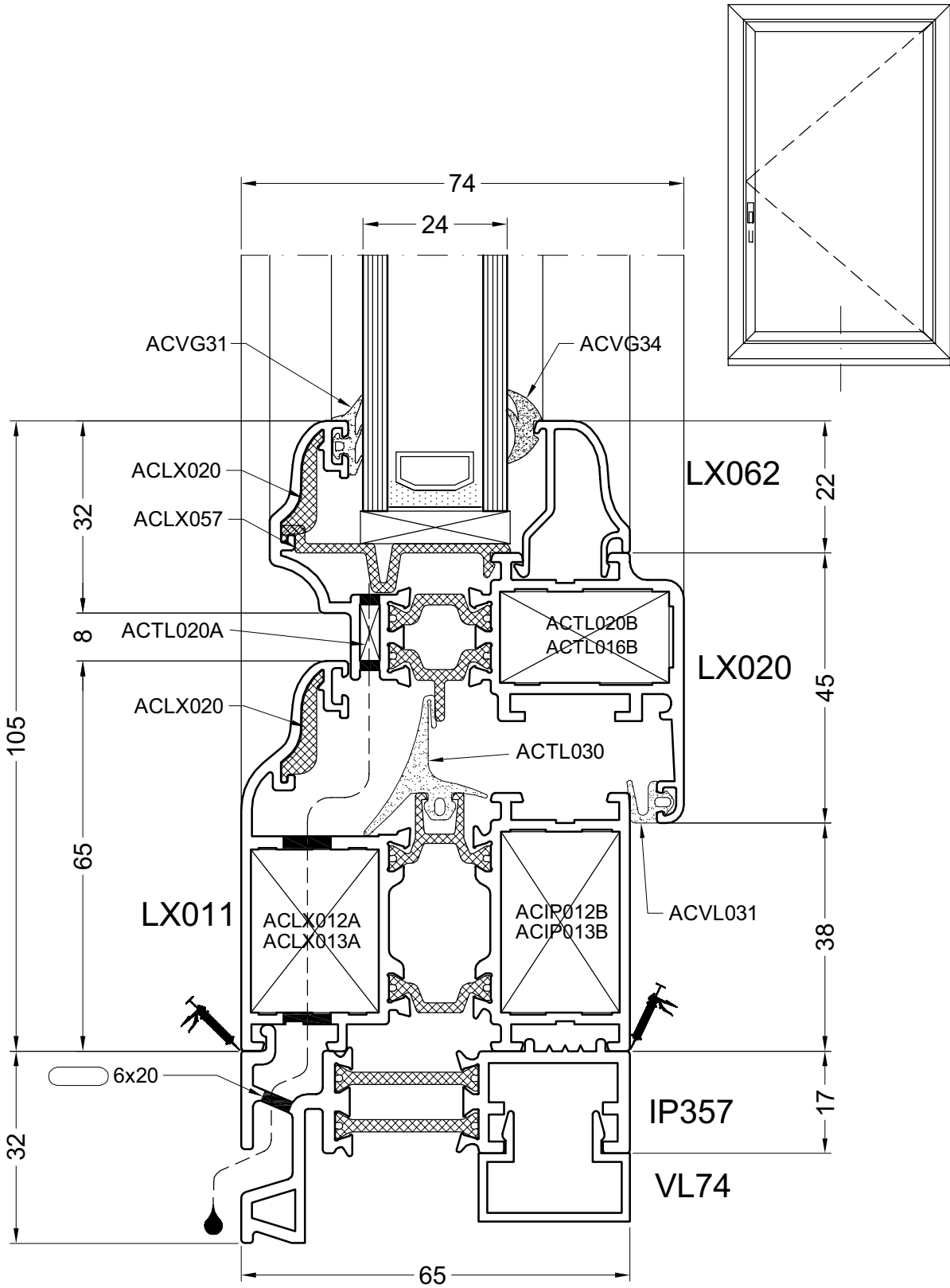
door3a

3B

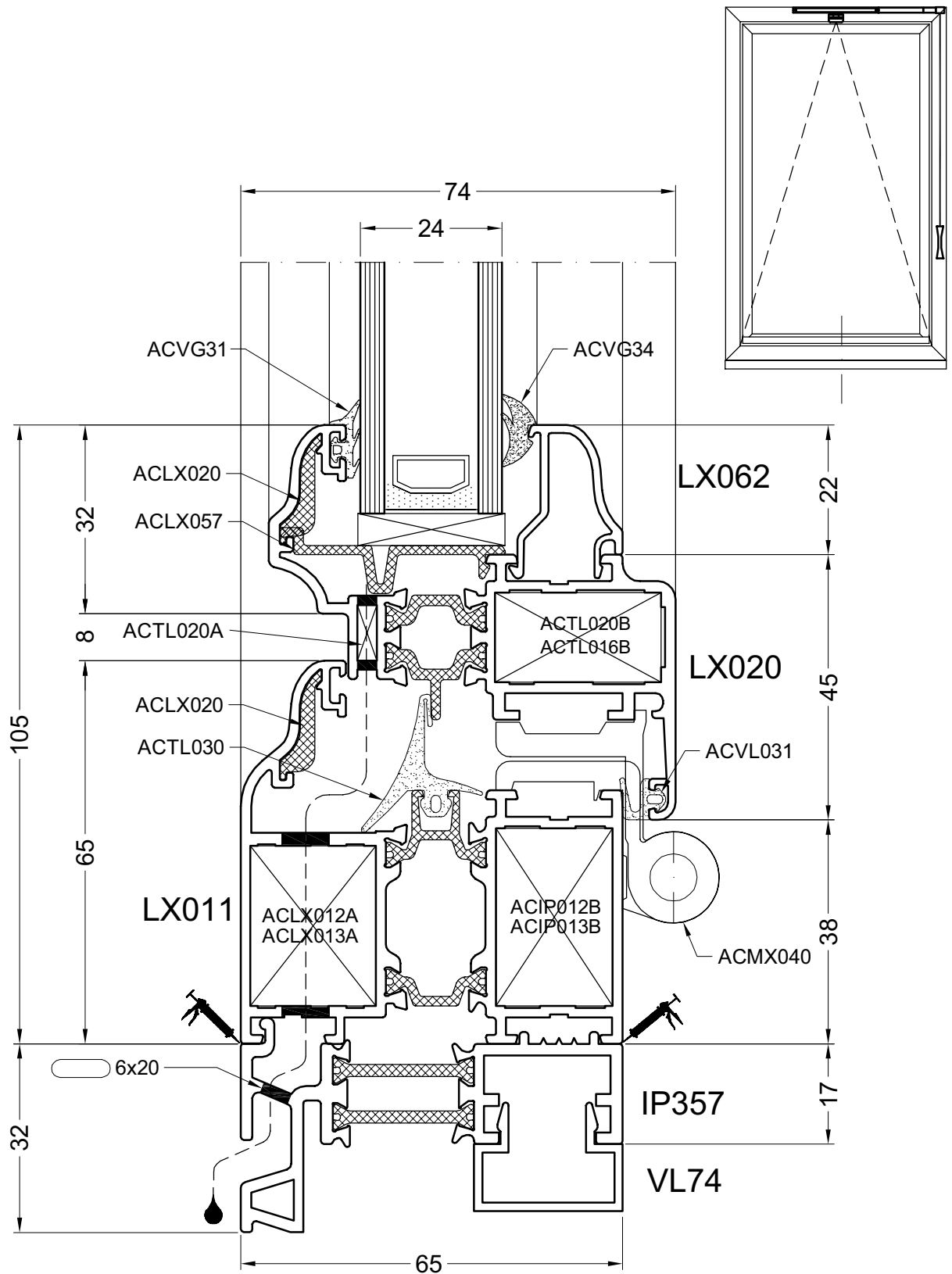
DOORSNEDE - COUPE - SCHNITT - SECTION



door3b



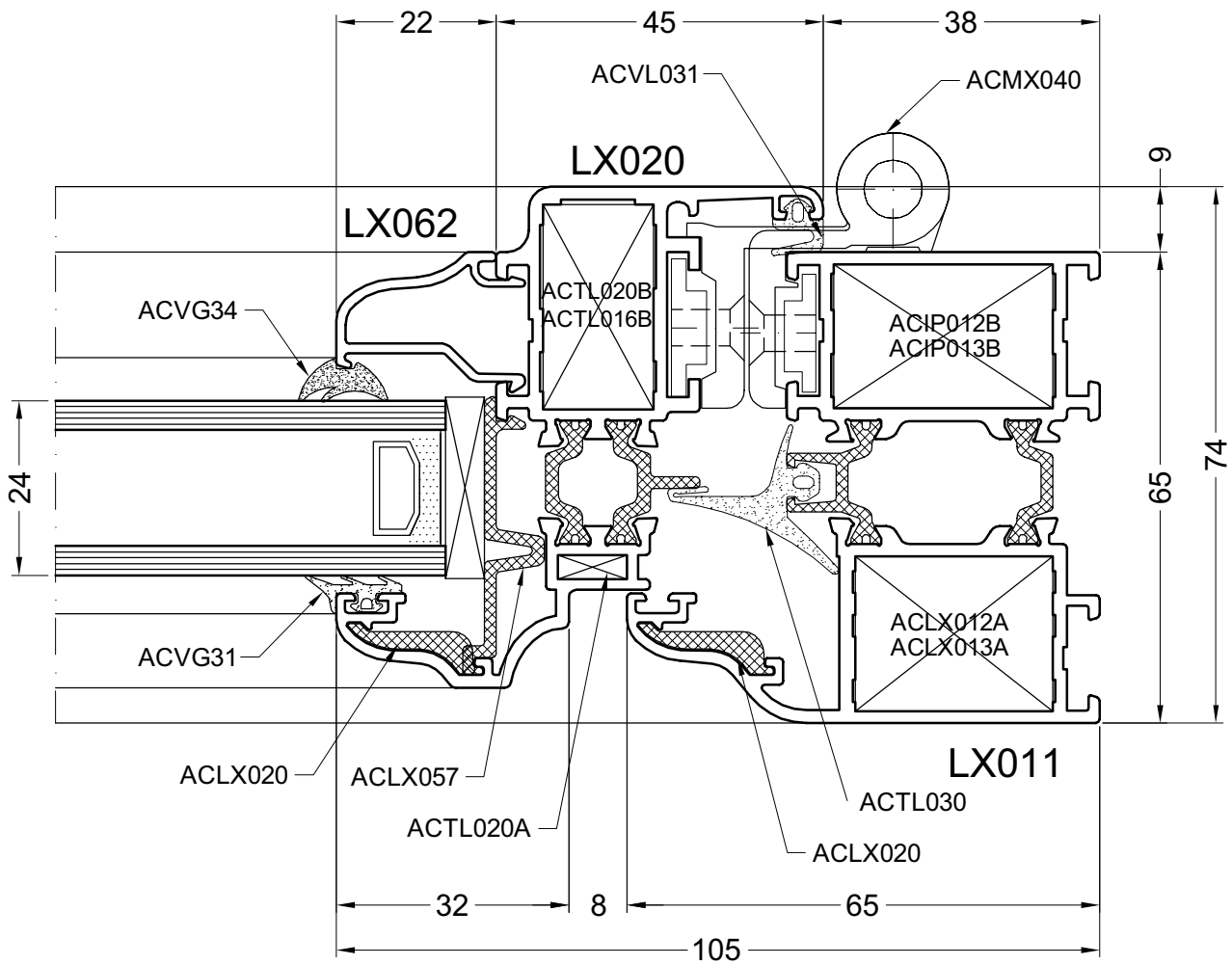
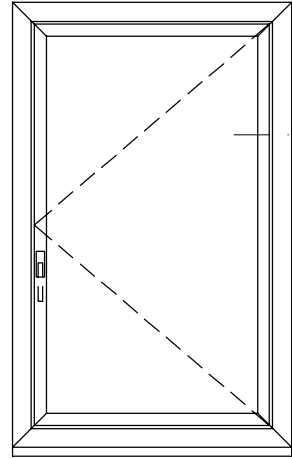
door4



door5

6A

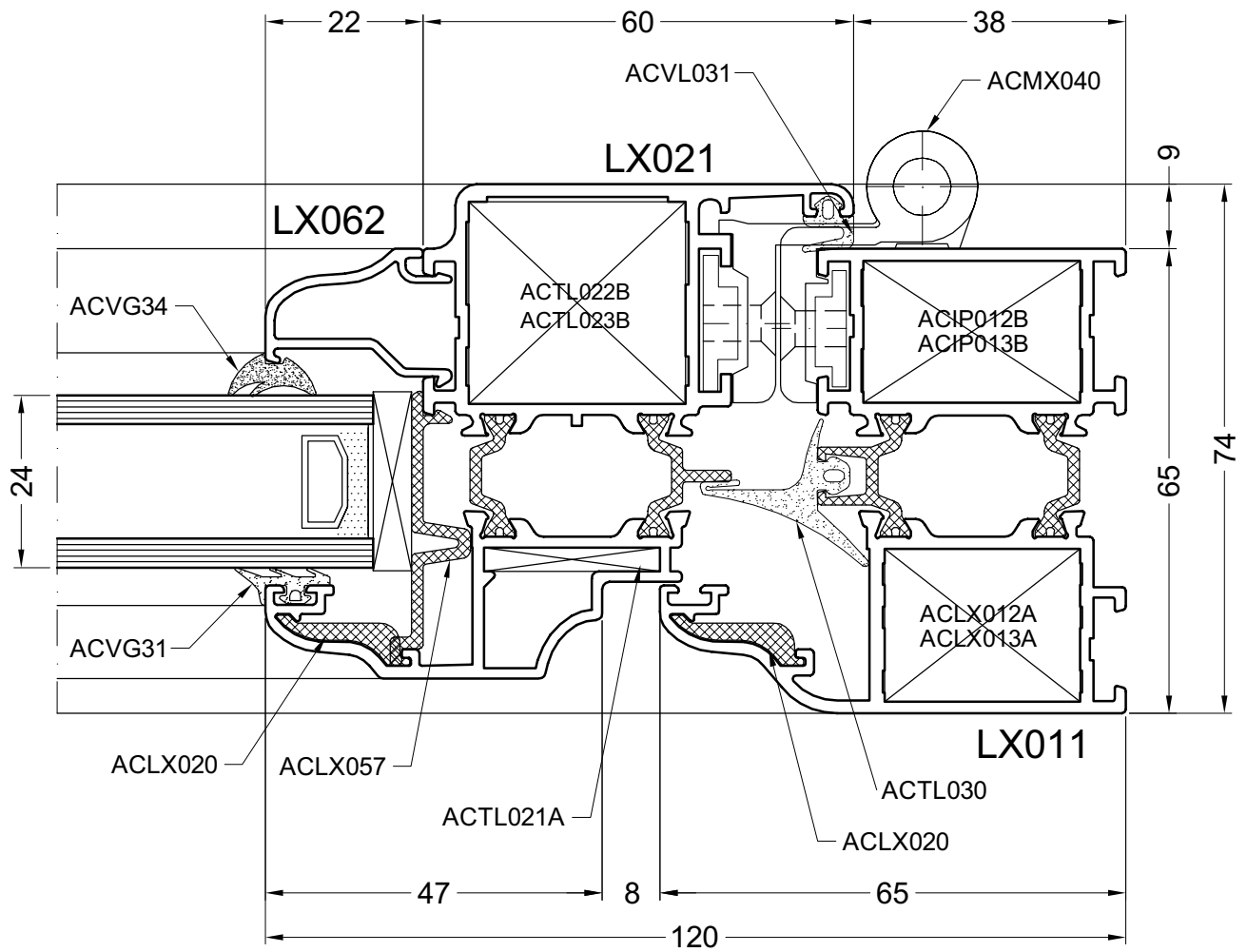
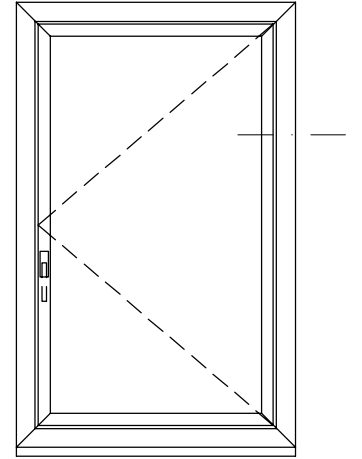
DOORSNEDE - COUPE - SCHNITT - SECTION



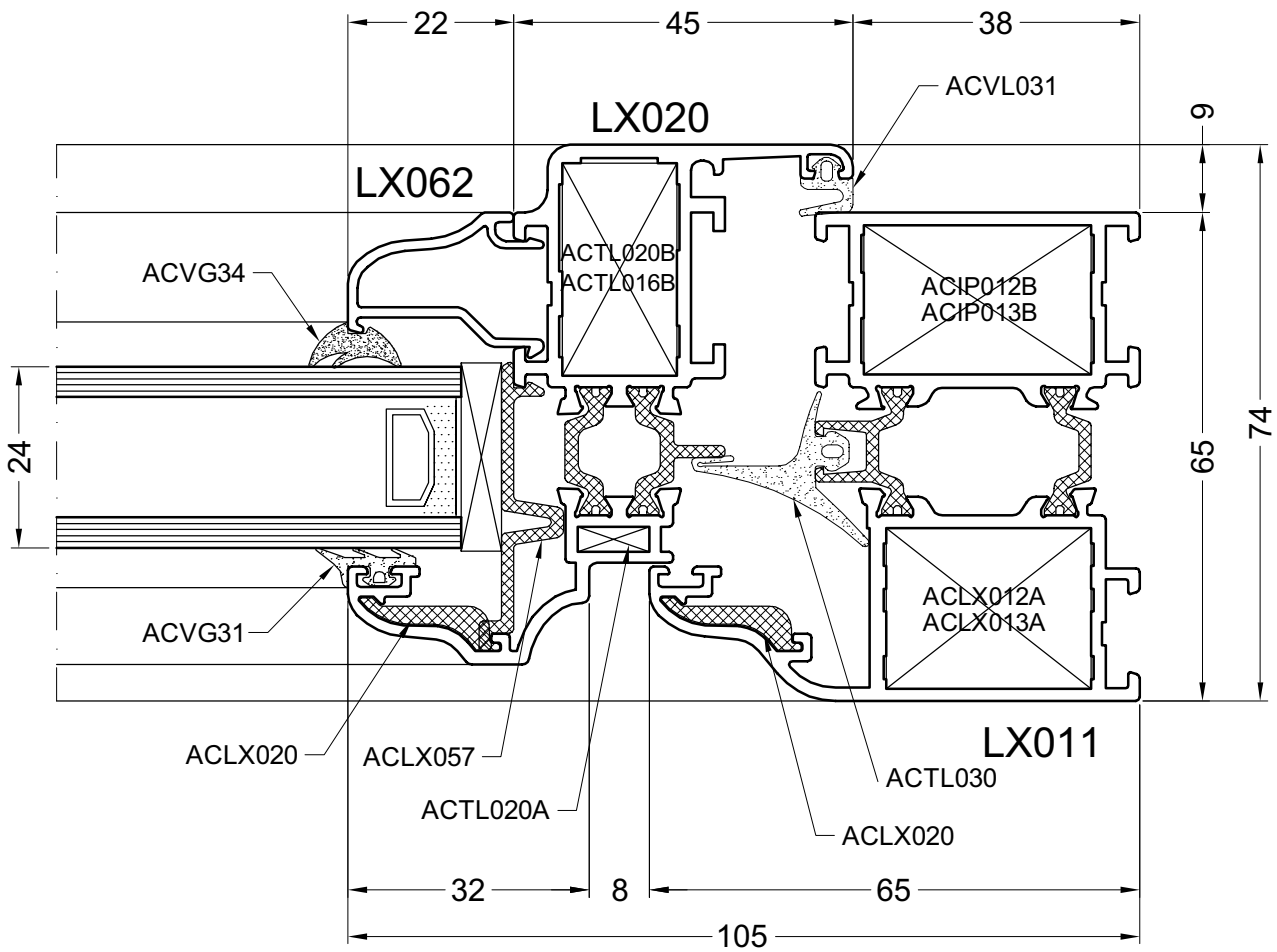
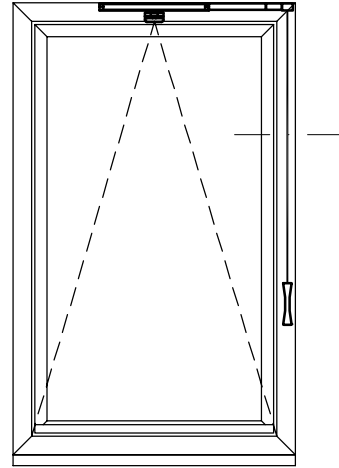
door6a

6B

DOORSNEDE - COUPE - SCHNITT - SECTION



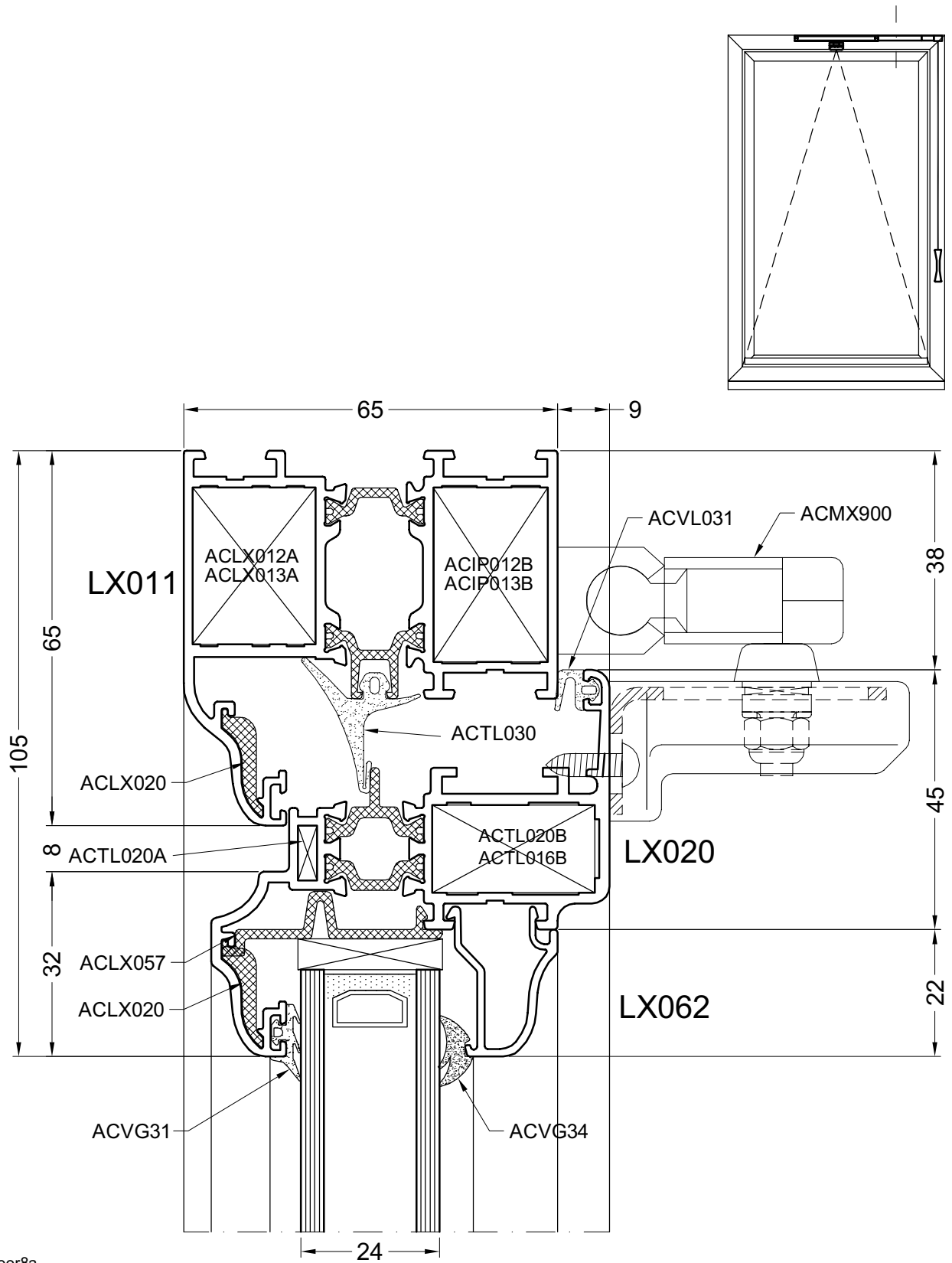
door6b



door7

8A

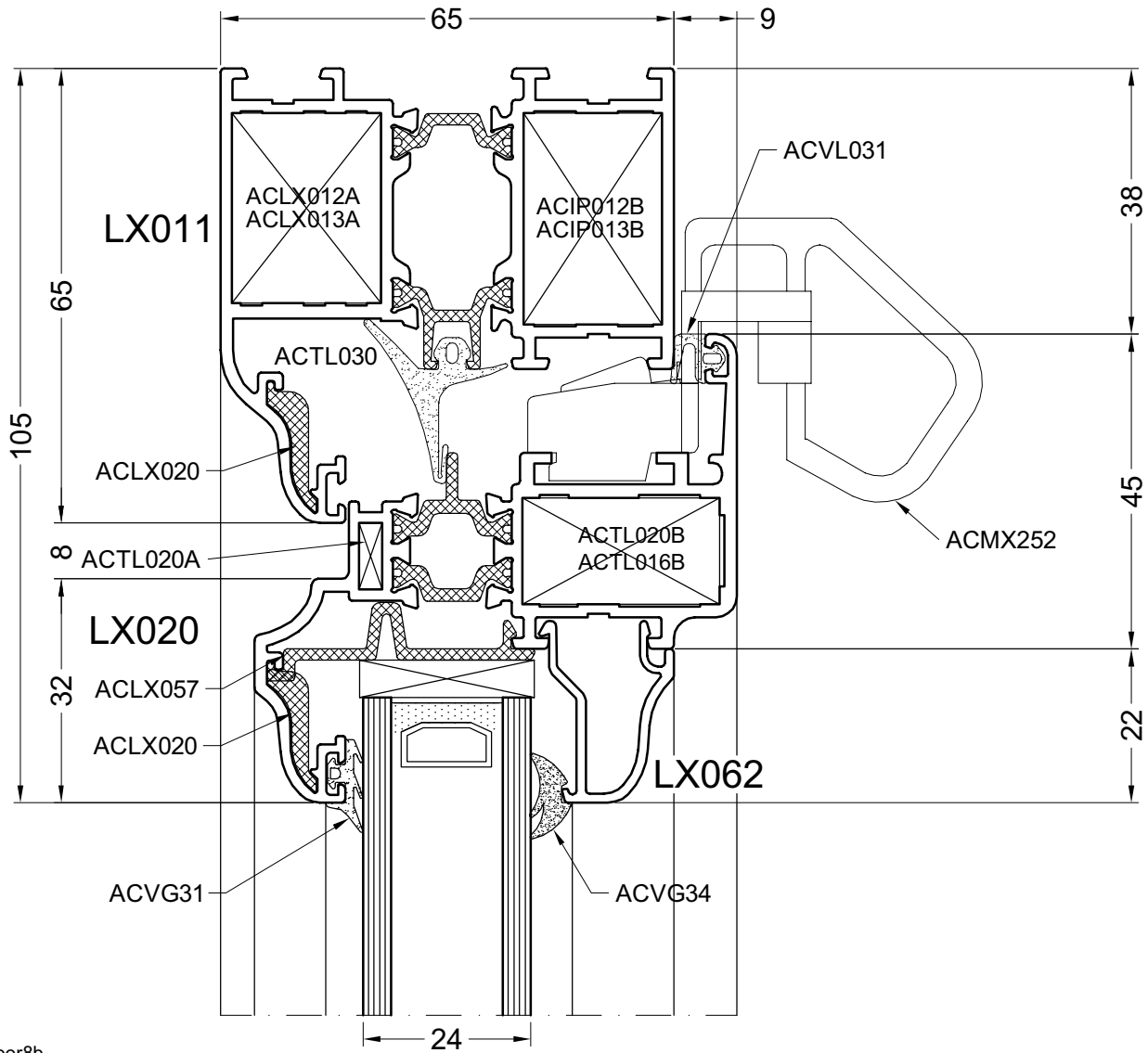
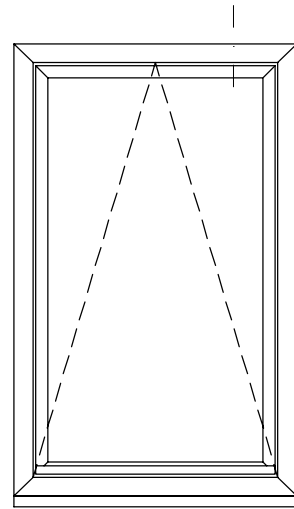
DOORSNEDE - COUPE - SCHNITT - SECTION



door8a

8B

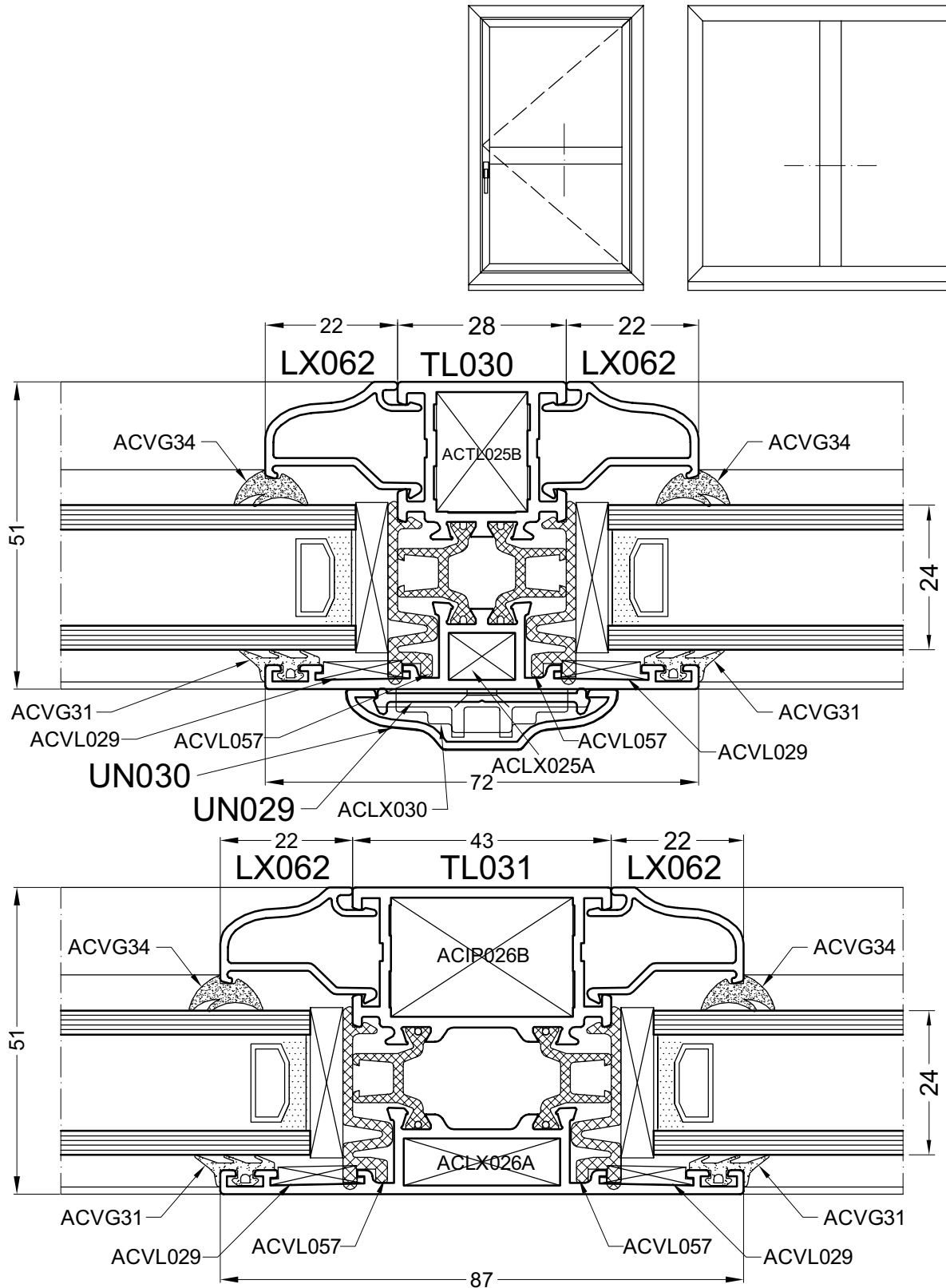
DOORSNEDE - COUPE - SCHNITT - SECTION



door8b

9A

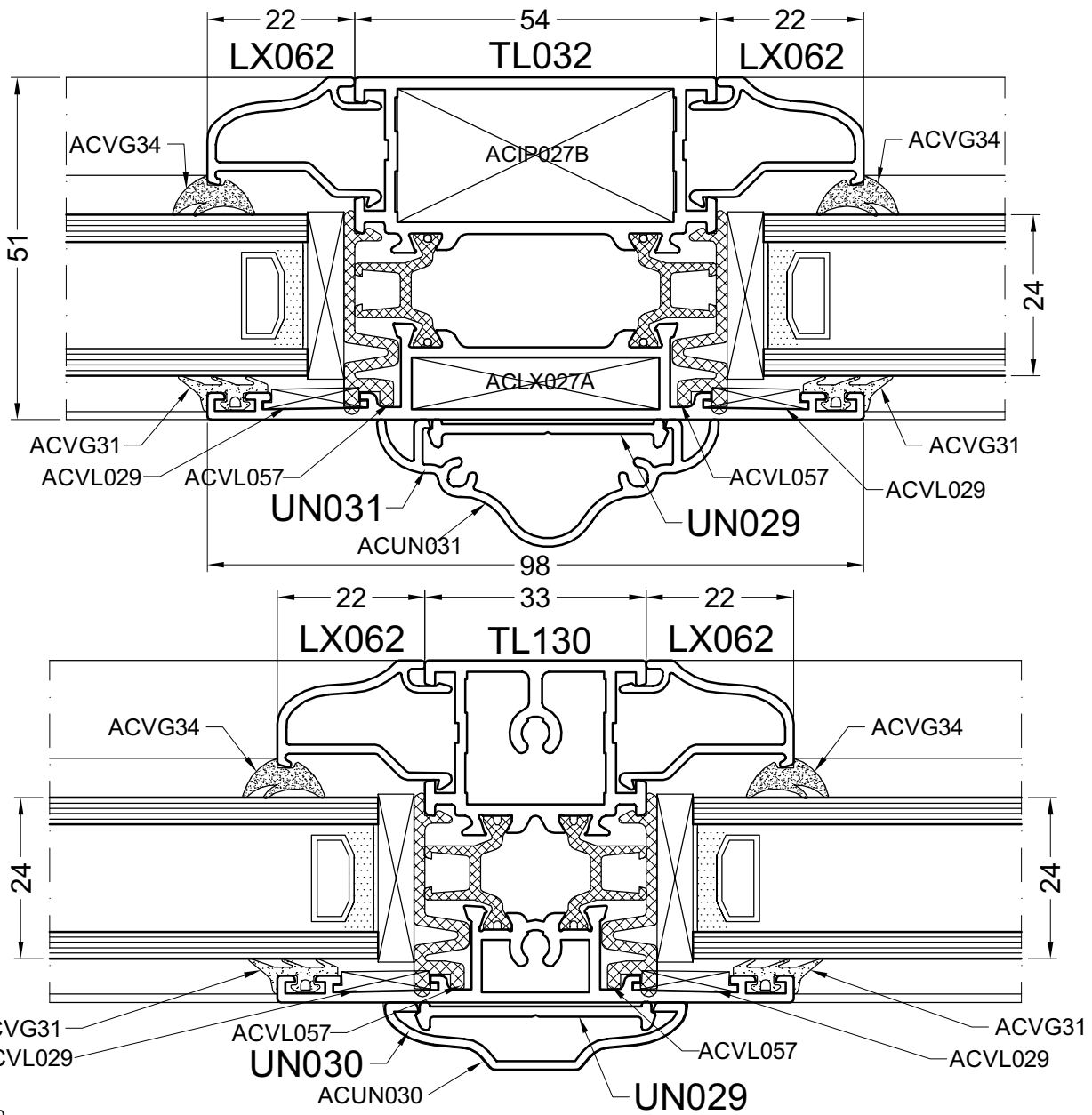
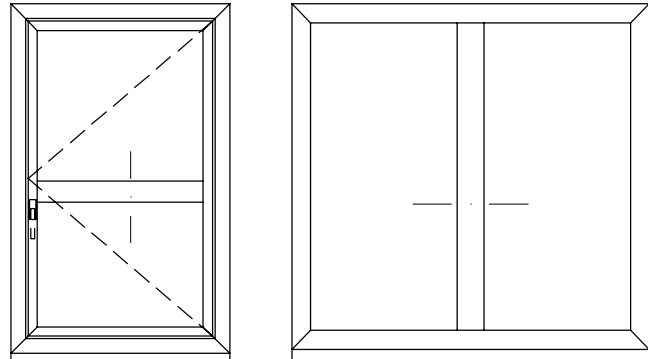
DOORSNEDE - COUPE - SCHNITT - SECTION



door9a

9B

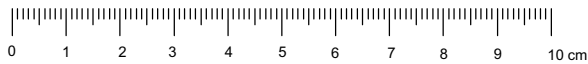
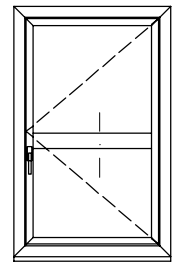
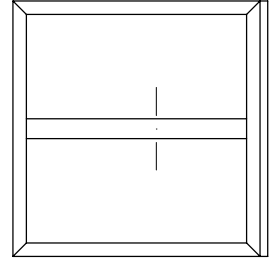
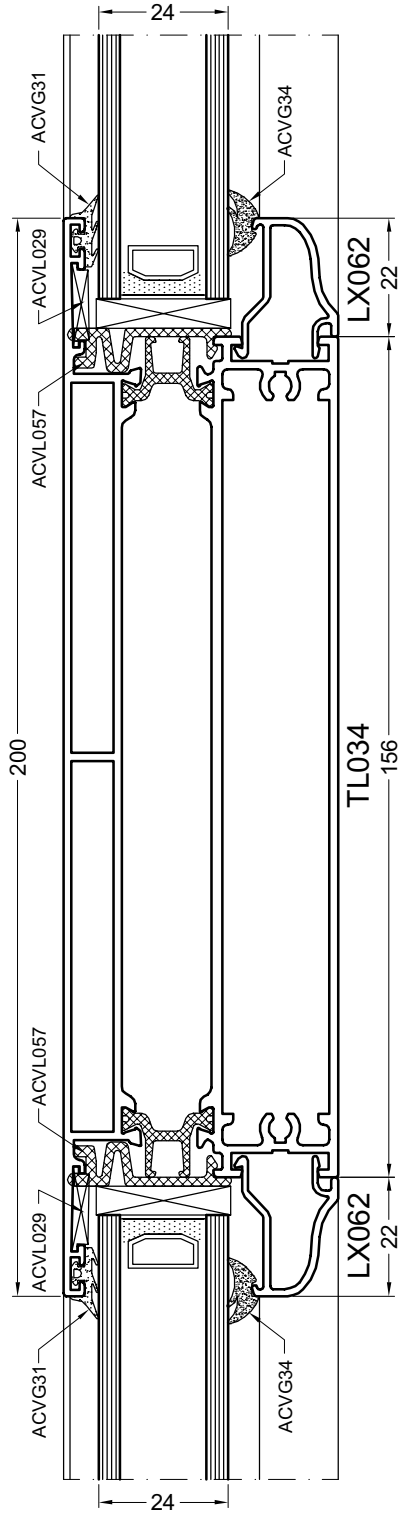
DOORSNEDE - COUPE - SCHNITT - SECTION



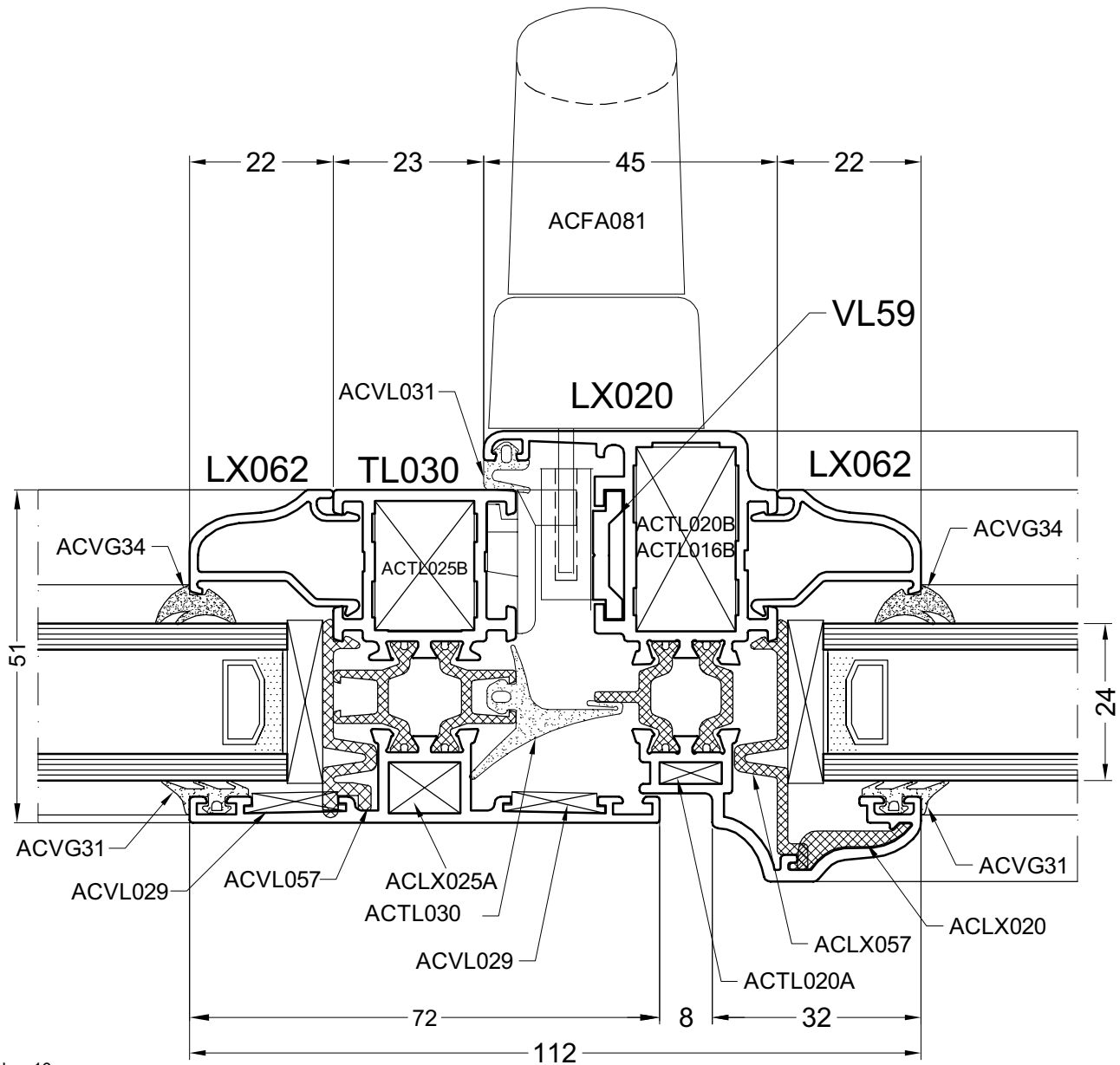
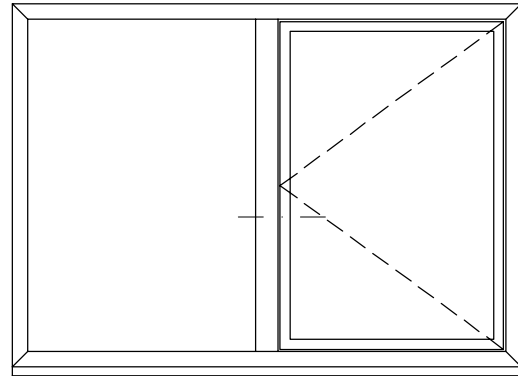
door9b

9C

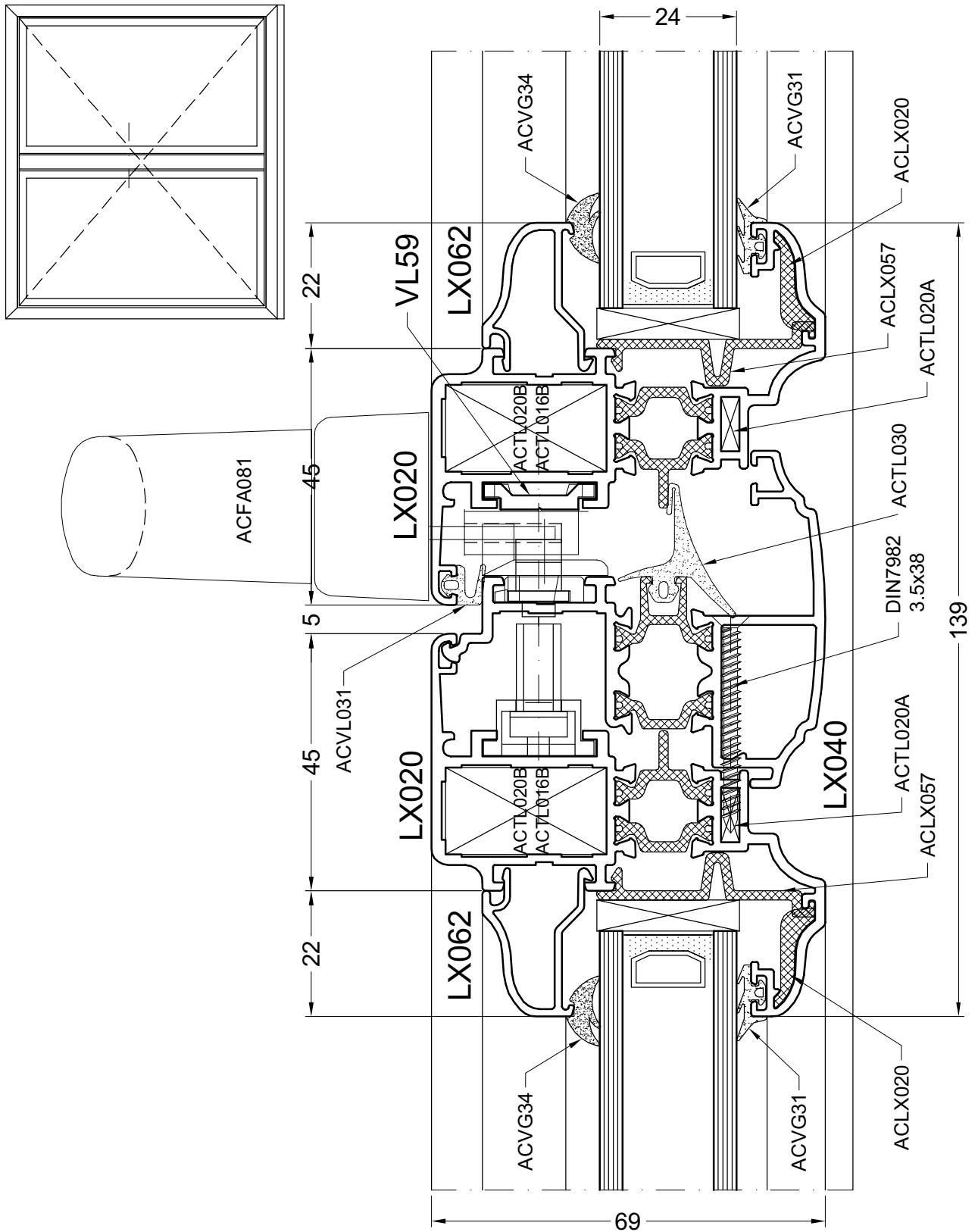
DOORSNEDE - COUPE - SCHNITT - SECTION



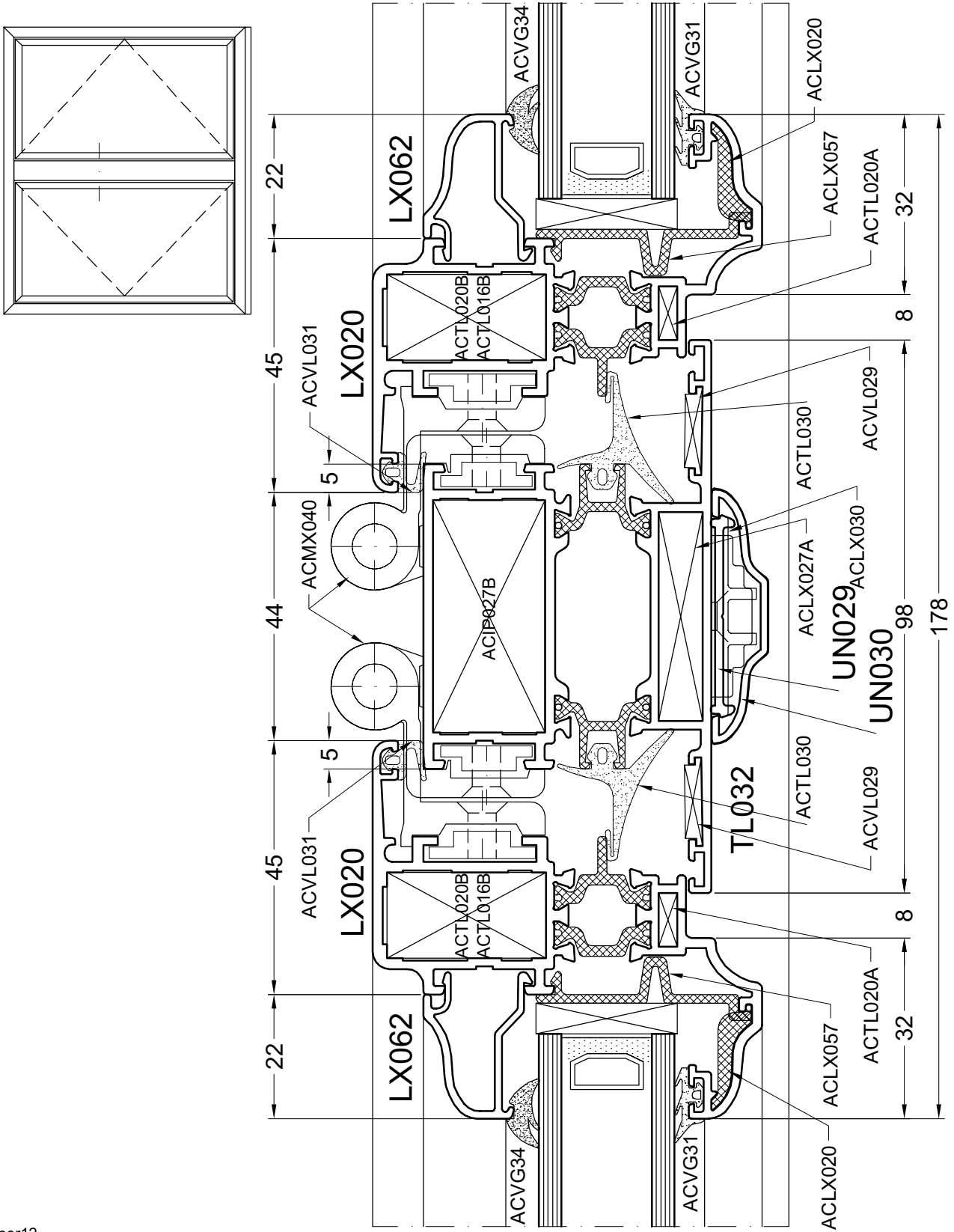
door9c



door10



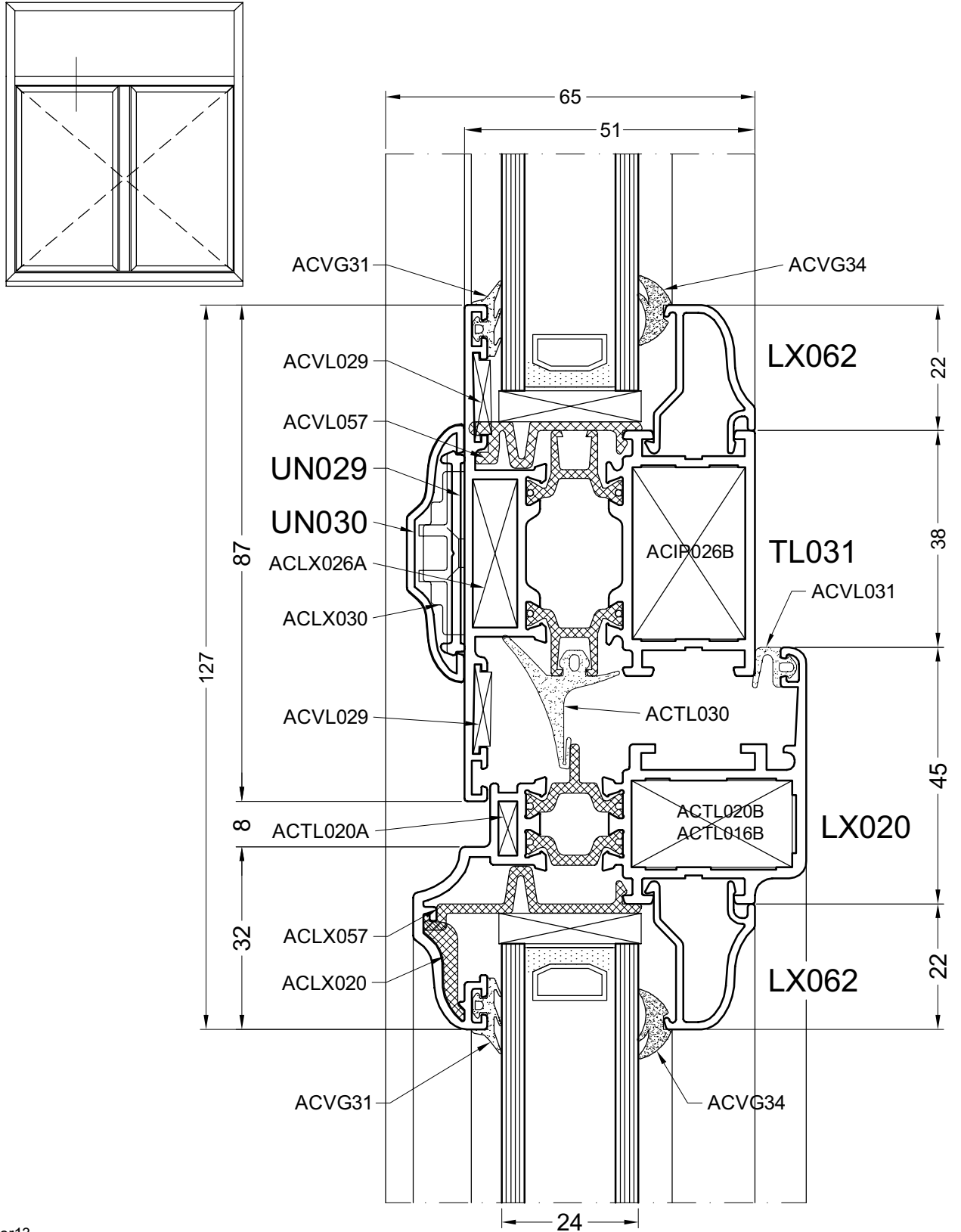
door11



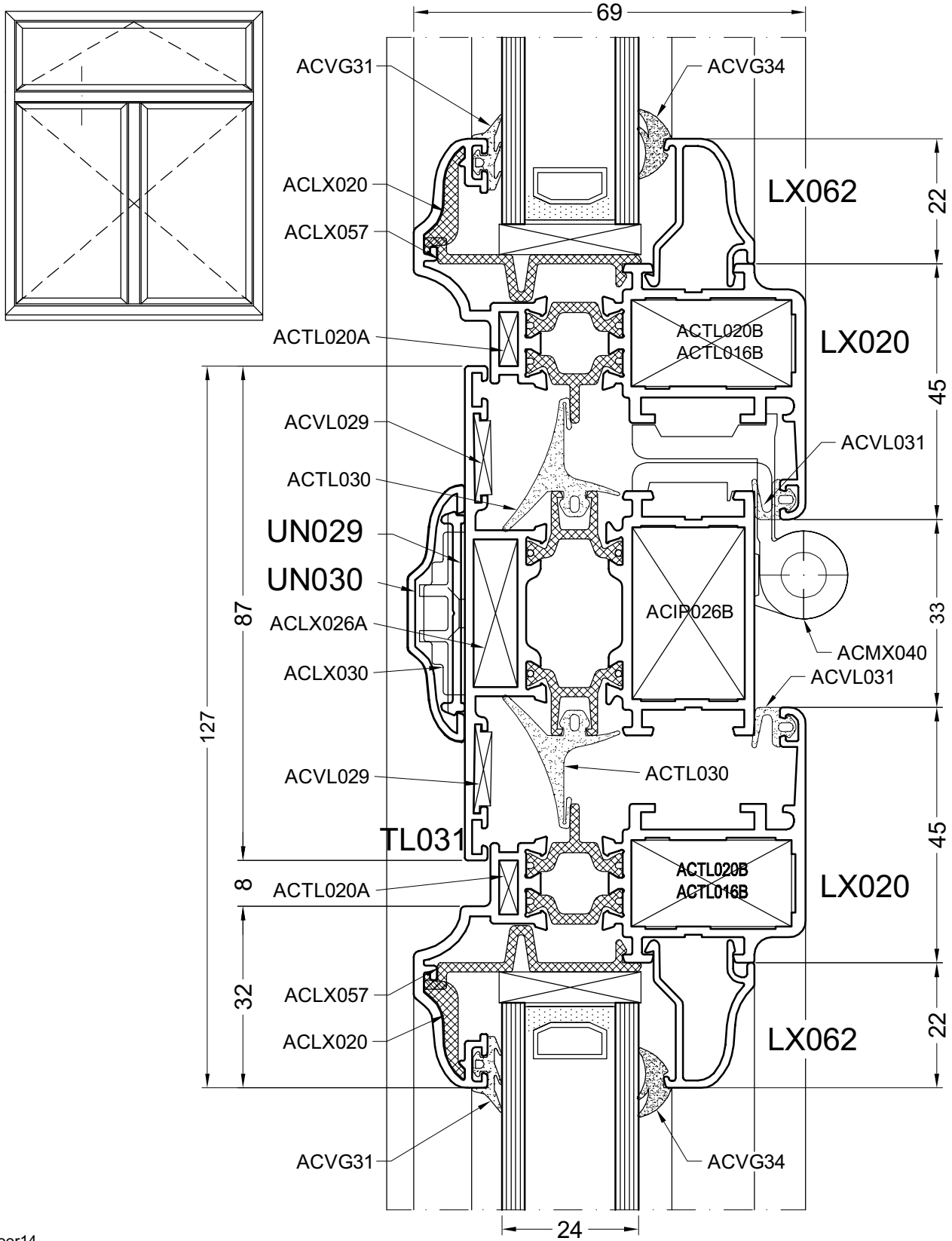
door12

13

DOORSNEDE - COUPE - SCHNITT - SECTION



door13

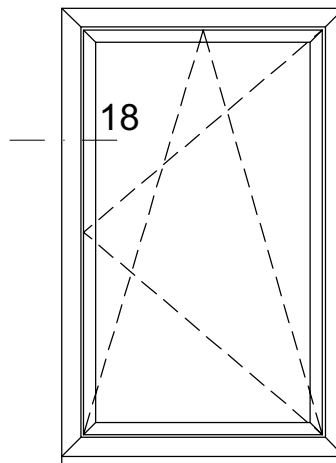


door14

RAMEN VOOR PVC BESLAG
FENETRES POUR QUINCAILLERIE PVC
RAHMEN FÜR PVC BESCHLAG
WINDOW FOR PVC HARDWARE

GEEN BESLAG LEVERBAAR
PAS DE QUINCAILLERIE LIVRABLE
KEIN BESCHLAGE LIEFERBAR
NO HARDWARE AVAILABLE

DOORSNEDE - COUPE - SCHNITT - SECTION

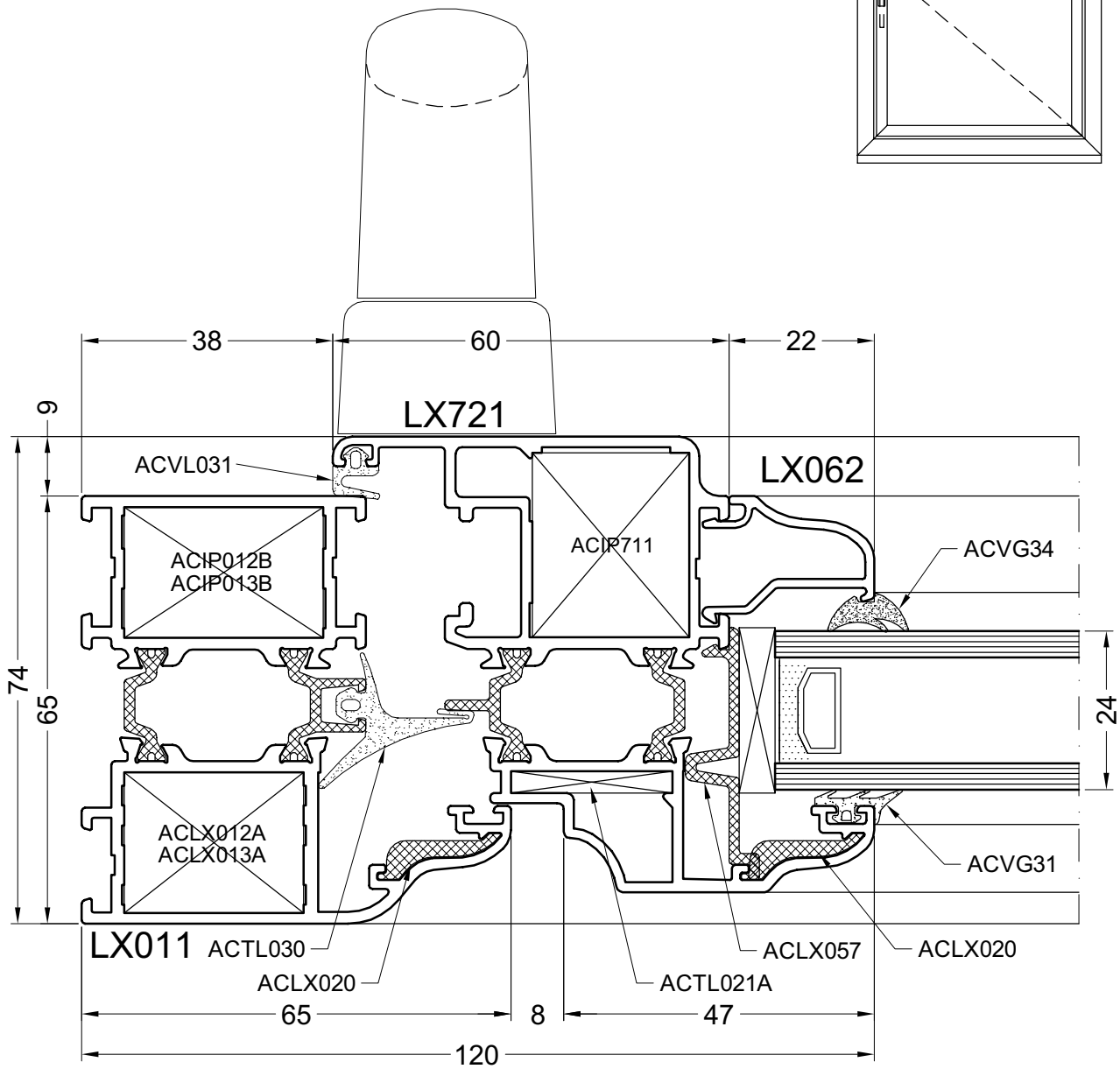
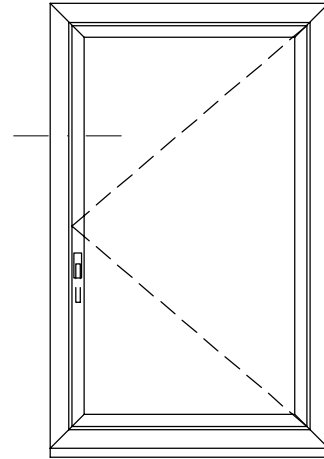


doortyp1a

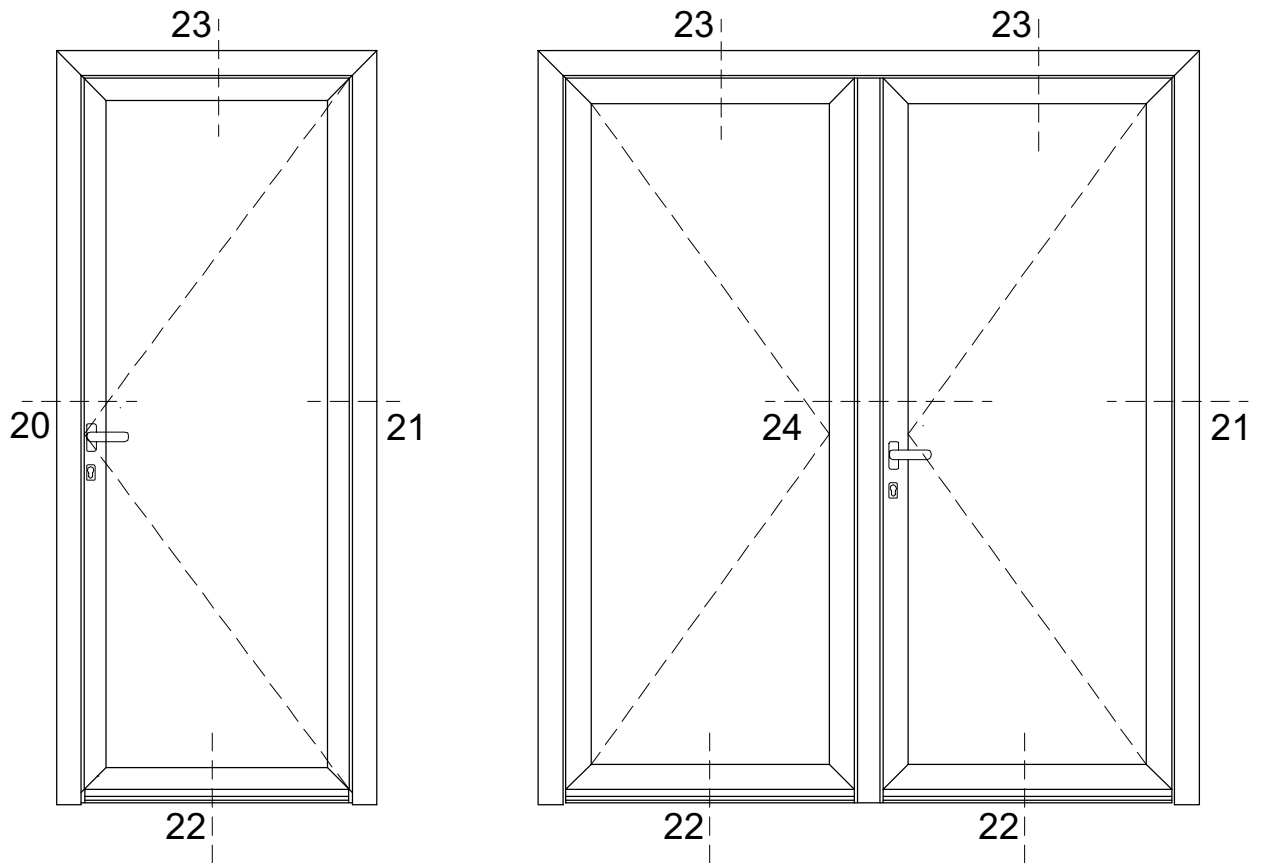
18

GEEN BESLAG LEVERBAAR
PAS DE QUINCAILLERIE LIVRABLE
KEIN BESCHLAGE LIEFERBAR
NO HARDWARE AVAILABLE

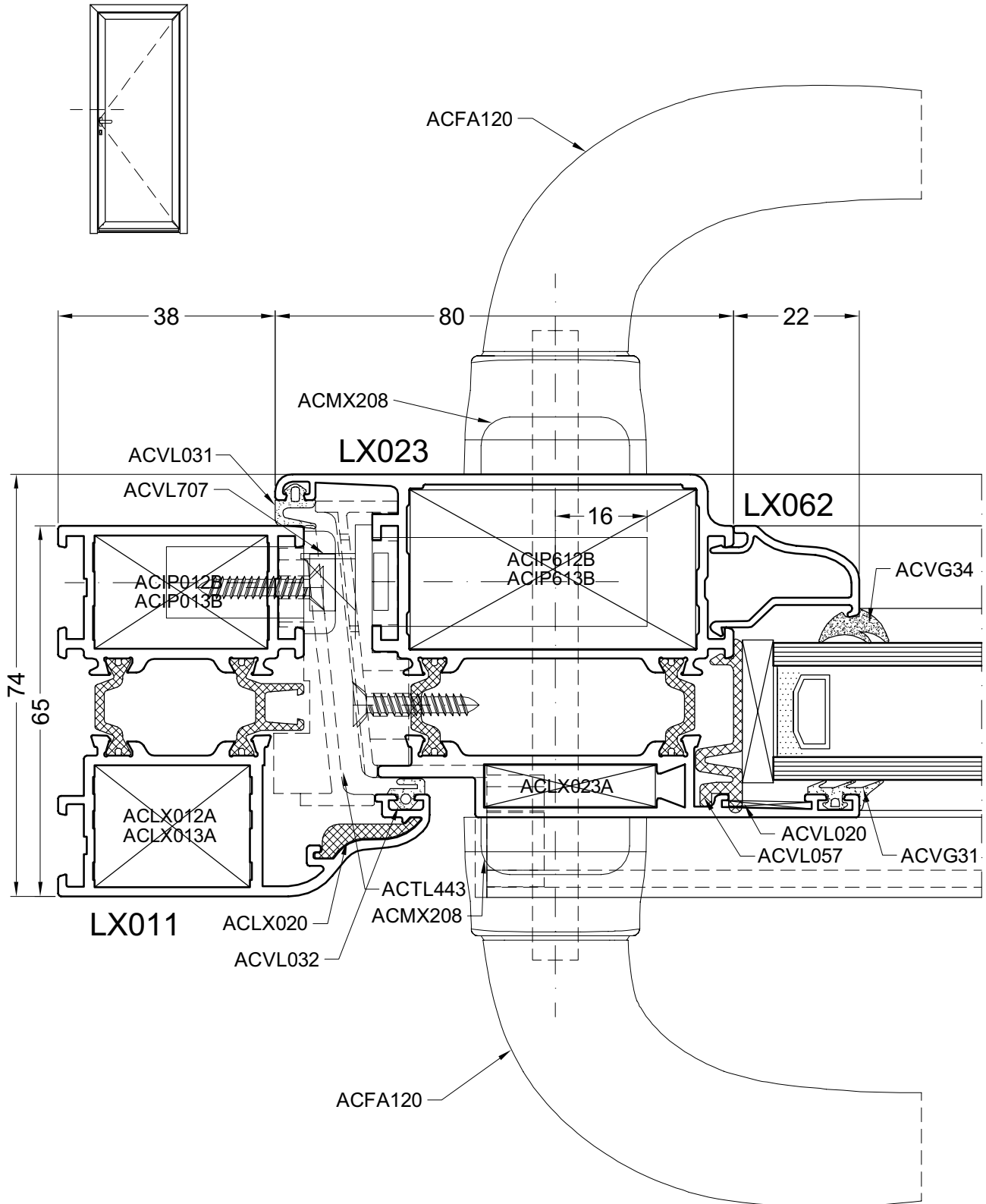
DOORSNEDE - COUPE - SCHNITT - SECTION



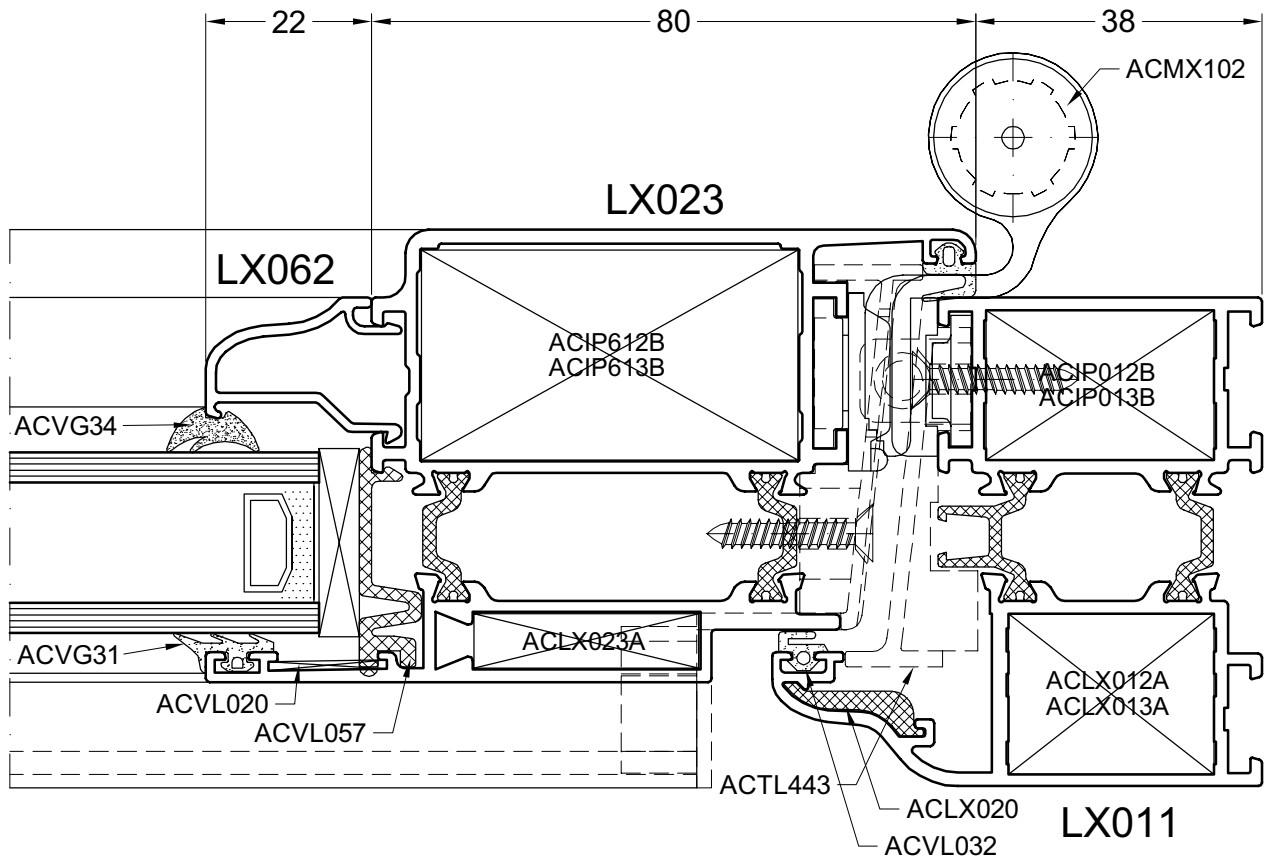
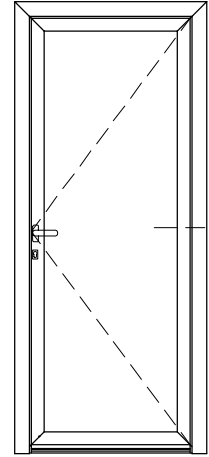
door18

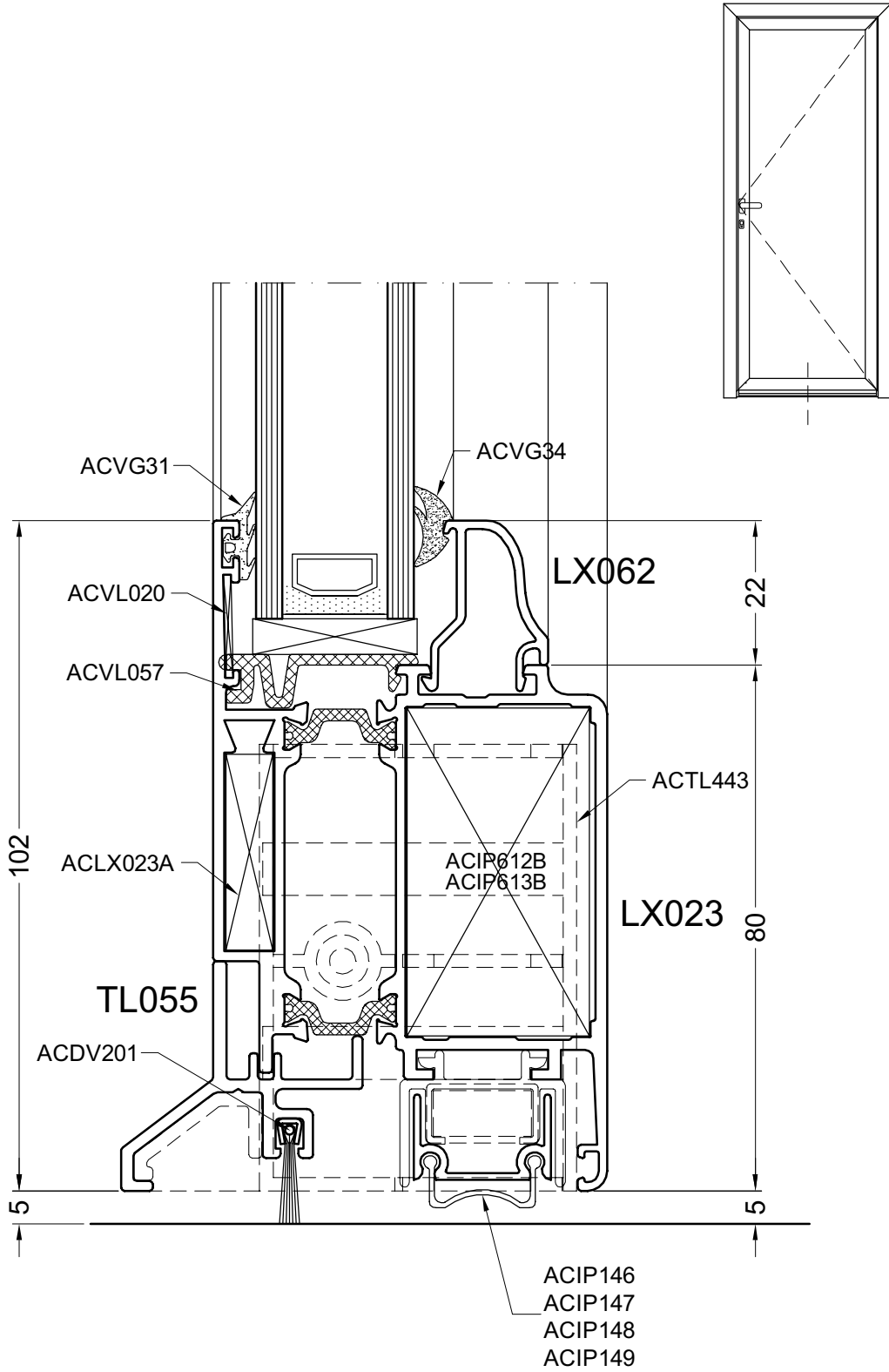


Doortyp3

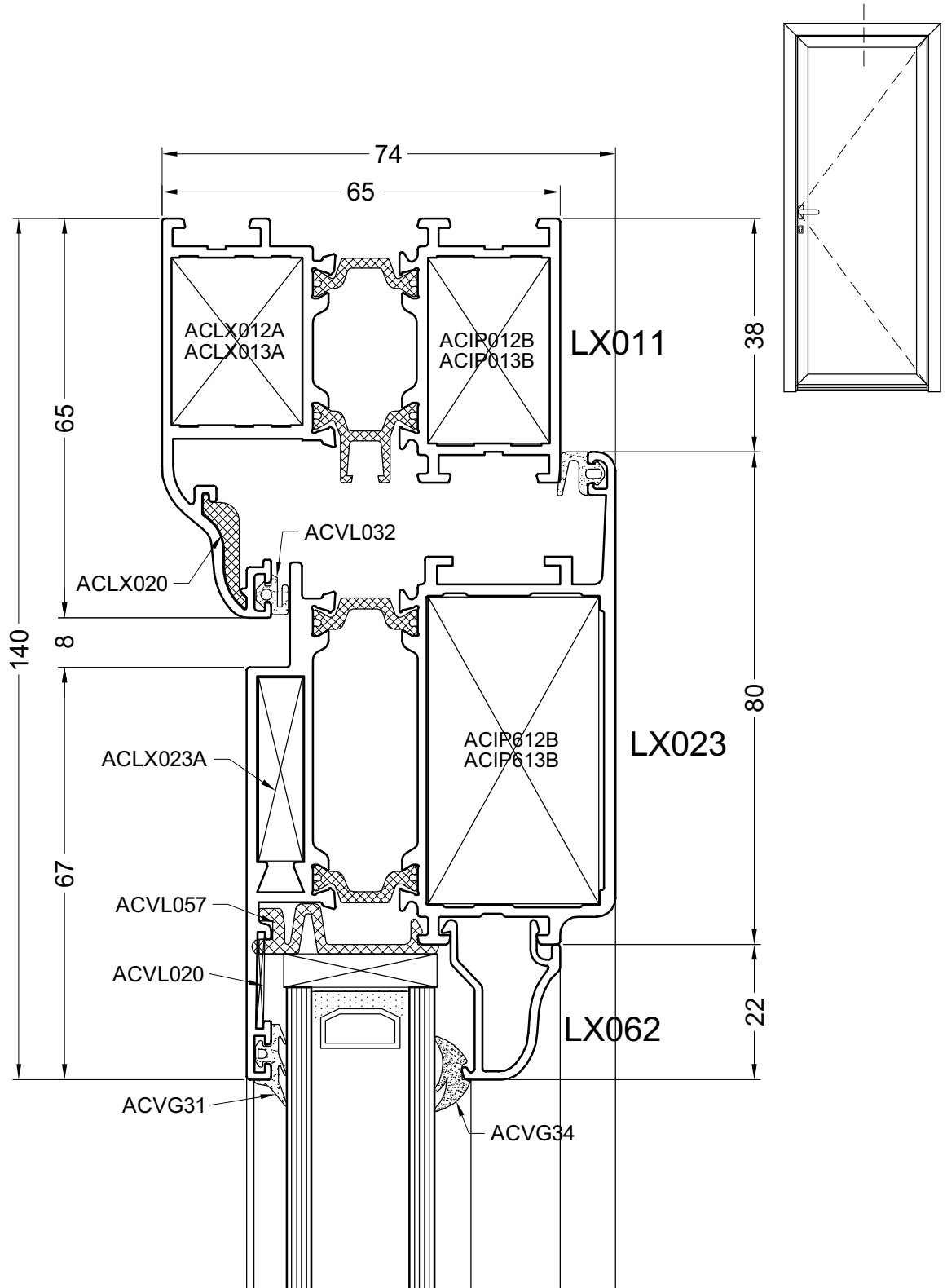


door20





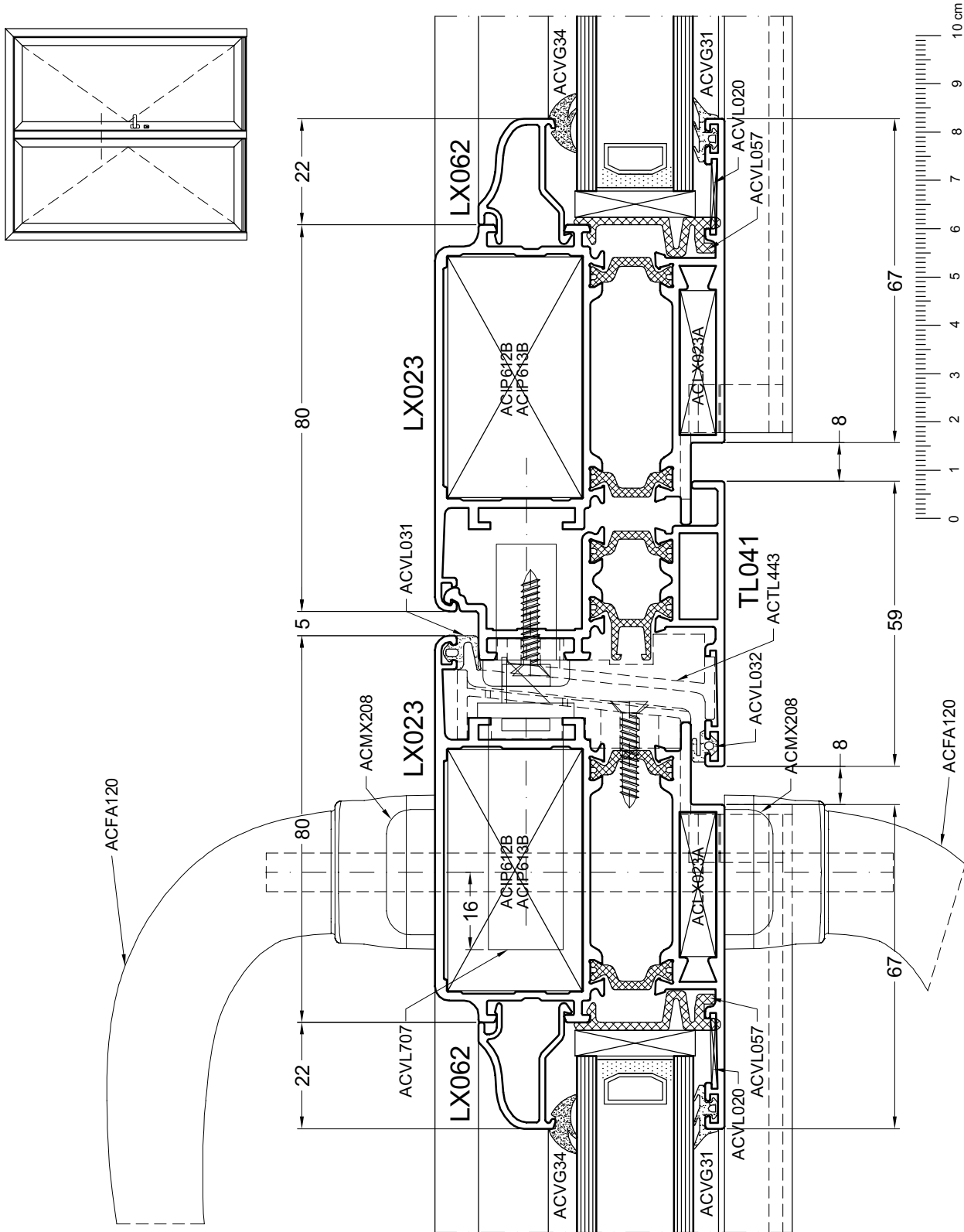
door22



door23

24

DOORSNEDE - COUPE - SCHNITT - SECTION



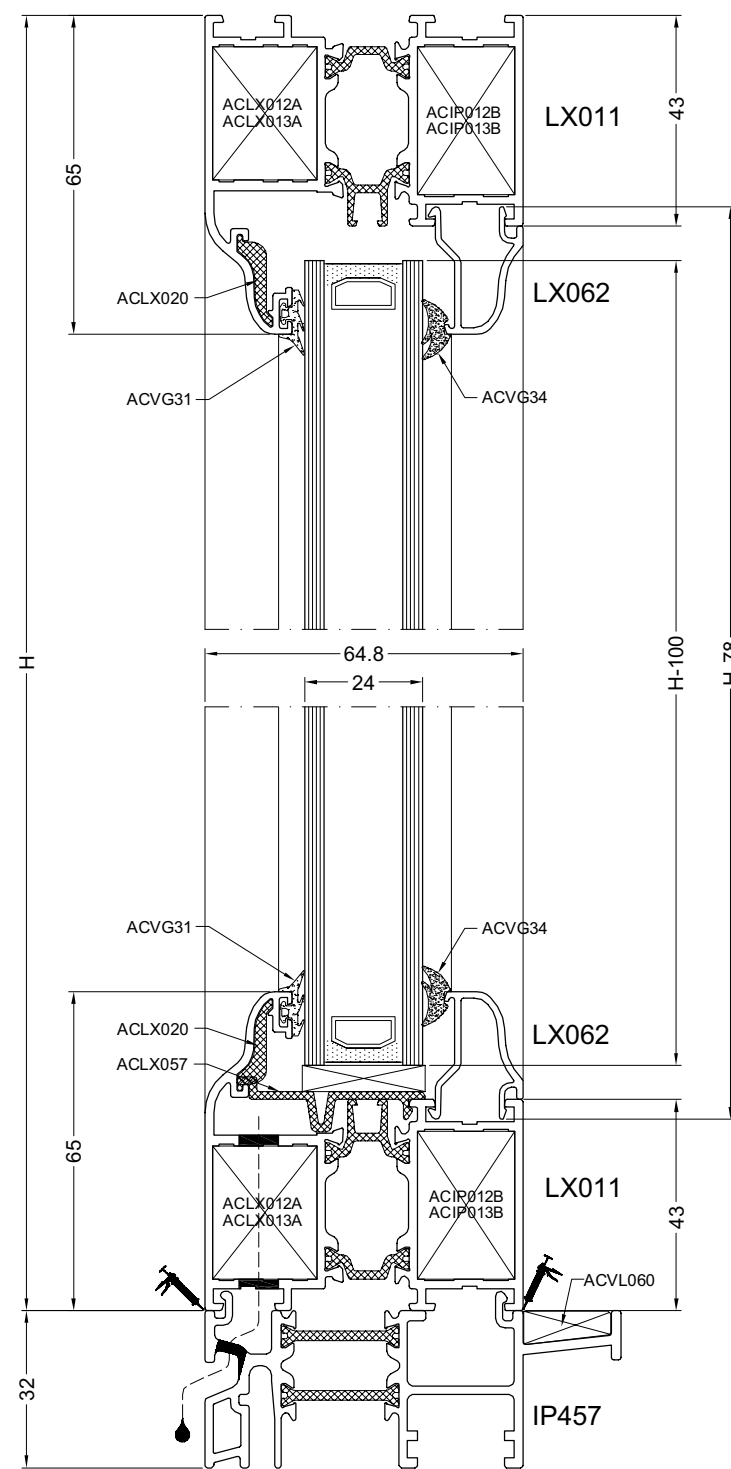
GLASTABEL
TABLE DE VITRAGE
BEGLAZING TABELLE
GLAZING TABLE

DOORSNEDE - COUPE - SCHNITT - SECTION

Glasdikte (mm) Epaisseur de verre (mm) Glas dicke (mm) Glass thickness (mm)	Rubber buiten Joint ext. Glasdichtung aussen Gasket outside	Rubber binnen Joint int. Glasdichtung innen Gasket inside	Glaslat Latte a vitrage Verglasung latte Glazing bead
4	ACVG31	ACVG340	VL65
5	ACVG31	ACVG34	VL65
6	ACVG31	ACVG33	VL65
7	ACVG31	ACVG32	VL65
8	ACVG31	ACVG340	VL640 & IP066
9	ACVG31	ACVG34	VL640 & IP066
10	ACVG31	ACVG33	VL640 & IP066
11	ACVG31	ACVG32	VL640 & IP066
12	ACVG31	ACVG340	VL64 & VL164
13	ACVG31	ACVG34	VL64 & VL164
14	ACVG31	ACVG33	VL64 & VL164
15	ACVG31	ACVG32	VL64 & VL164
16	ACVG31	ACVG34	VL630
17	ACVG31	ACVG33	VL630
18	ACVG31	ACVG32	VL630
19	ACVG31	ACVG34	VL63 & VL163
20	ACVG31	ACVG33	VL63 & VL163
21	ACVG31	ACVG32	VL63 & VL163
22	ACVG31	ACVG340	LX062
23	ACVG31	ACVG34	LX062
24	ACVG31	ACVG33	LX062
25	ACVG31	ACVG32	LX062
26	ACVG31	ACVG33	VL612
27	ACVG31	ACVG32	VL612
28	ACVG31	ACVG33	VL611 & VL161
29	ACVG31	ACVG32	VL611 & VL161
30	ACVG31	ACVG340	VL610
31	ACVG31	ACVG34	VL610
32	ACVG31	ACVG33	VL610
33	ACVG31	ACVG32	VL610
34	ACVG31	ACVG340	VL61
35	ACVG31	ACVG34	VL61
36	ACVG31	ACVG33	VL61
37	ACVG31	ACVG32	VL61

VAST RAAM
CHASSIS FIXE
FEST FIELD
FIXED WINDOW

ZAAGTABELLEN - TABLES DE SCIAGES - ZUSCHNITT-TABELLEN - SAWING TABLES



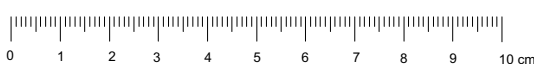

PROFIELEN PROFILS PROFILE PROFILES

LX011		2		B
LX011		2		H
LX062		2		B - 78
LX062		2		H - 78
IP457		1		B

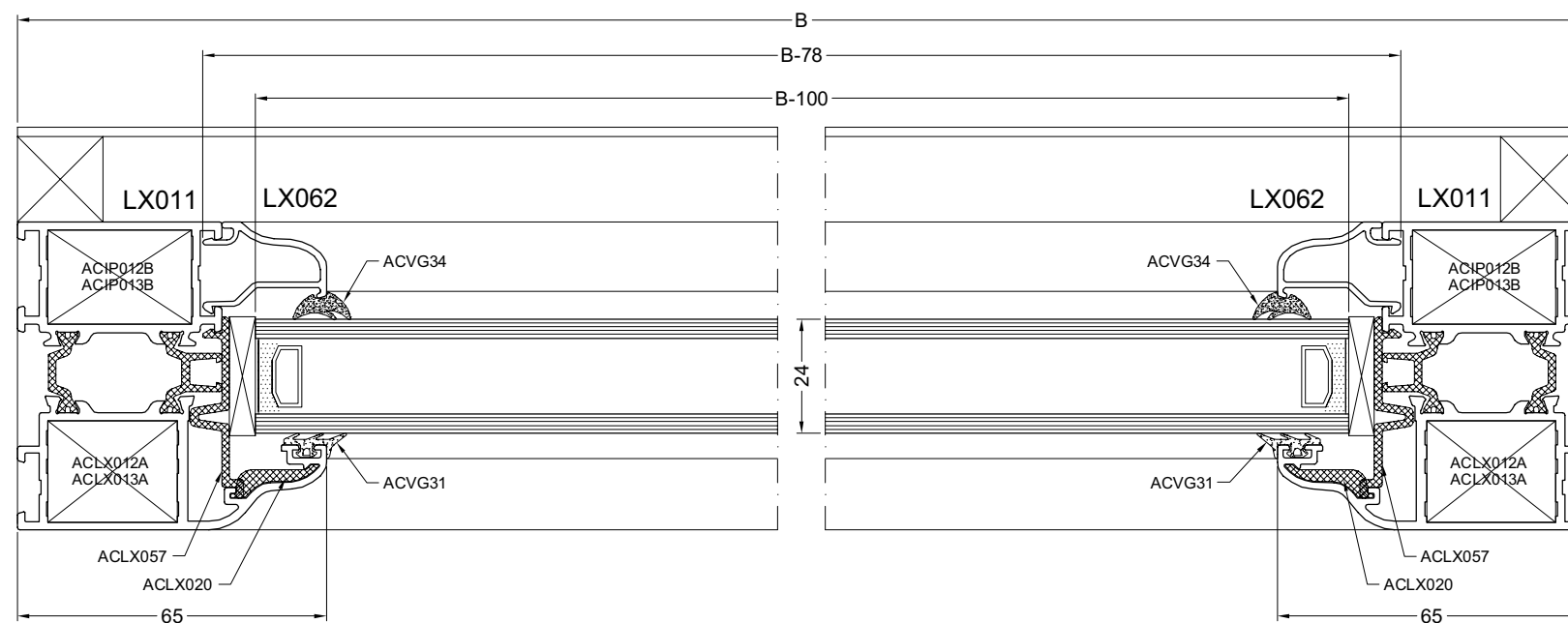
TOEBEHOREN ACCESSOIRES
ZUBEHORTEILE ACCESSORIES

ACLX012A/013A	4
ACIP012B/013B	4
ACLX020	4
ACLX057	4
ACVL060	2
ACVL457	1set
ACVG31	2B + 2H -250
ACVG3*	2B + 2H -250

GLASMATEN DIMENSIONS DES VITRAGES GLASSMASSE GLASS SIZES	B - 100 H - 100
-------------------------------------------------------------------	--------------------

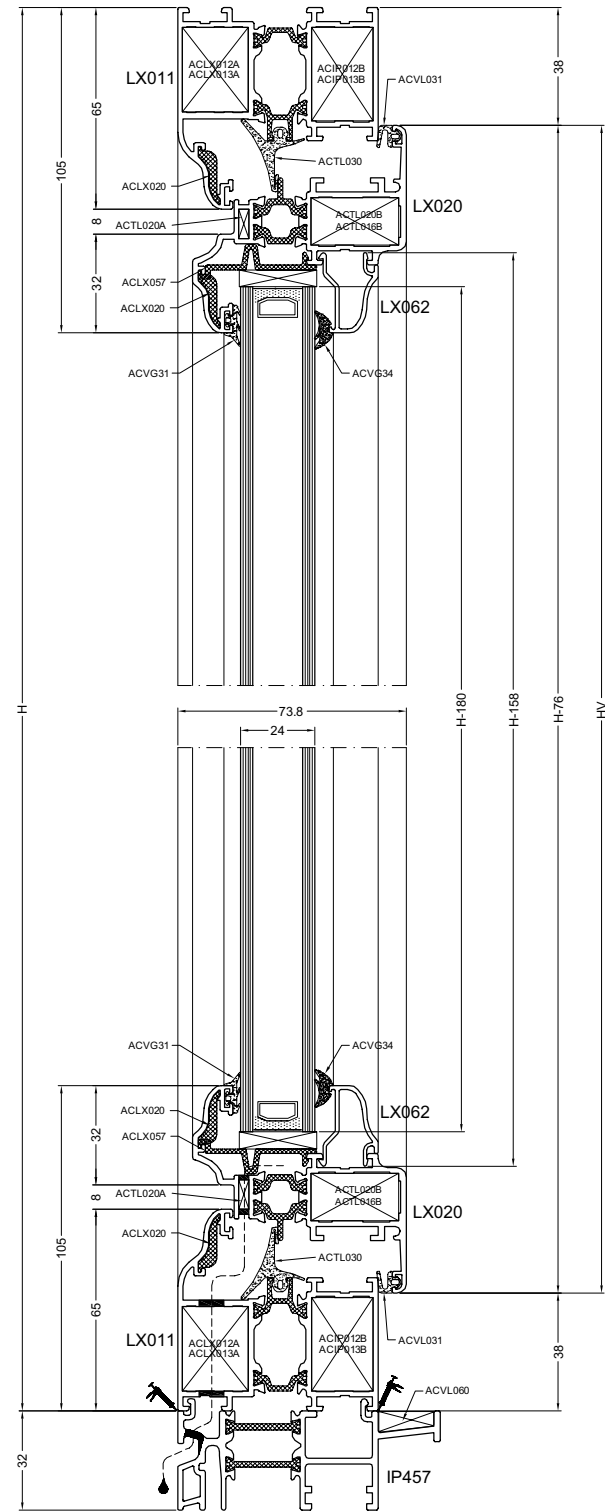


zaag01



ENKEL RAAM
OUVRANT A LA FRANCAISE
DREHFLUGEL
CASEMENT WINDOW

ZAAGTABELLEN - TABLES DE SCIAGES - ZUSCHNITT-TABELLEN - SAWING TABLES

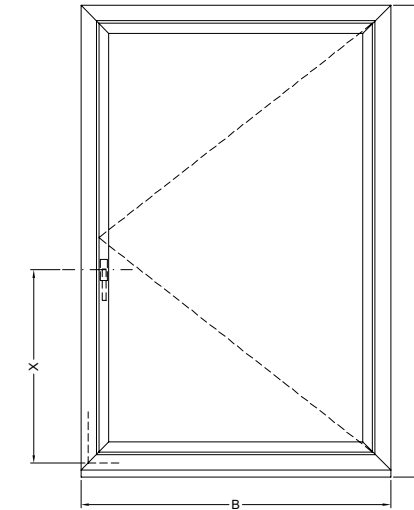
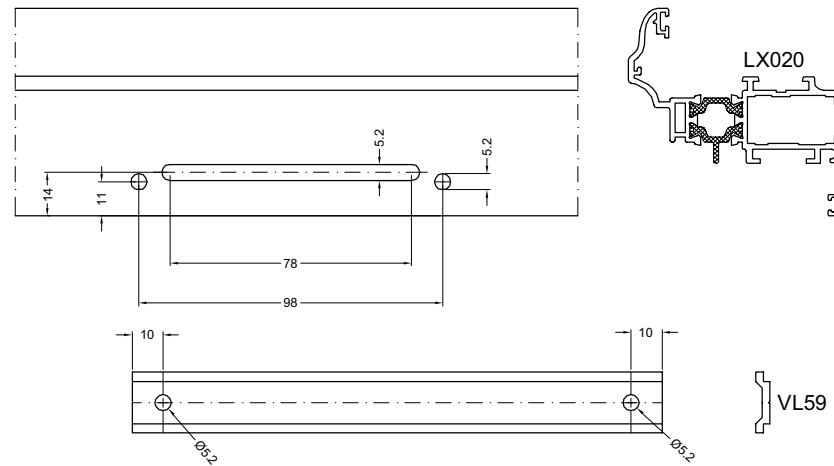


PROFIELN PROFILS PROFILE PROFILES

LX011		2		B
LX011		2		H
LX020		2		B - 76
LX020		2		H - 76
LX062		2		B - 158
LX062		2		H - 158
VL59		1		X - 100
VL59		1		HV - X - 100
IP457		1		B

TOEBEHOREN ACCESSOIRES
ZUBEHORTEILE ACCESSORIES


ACLX012A/013A	4
ACIP012B/013B	4
ACTL020A	4
ACTL020B/016B	4
ACLX020	8
ACLX057	5
ACVL060	2
ACVG31	2B + 2H - 500
ACVG3*	2B + 2H - 500
ACMX040	2 OF/OU 3
ACFA081/084	1
ACFA050	1
ACFA051	1 SET
ACFA083	1
ACVL031	2B + 2H - 200
ACTL030	2B + 2H - 200
ACVL457	1 SET



GLASMATEN
DIMENSIONS DES VITRAGES
GLASSMASSE
GLASS SIZES

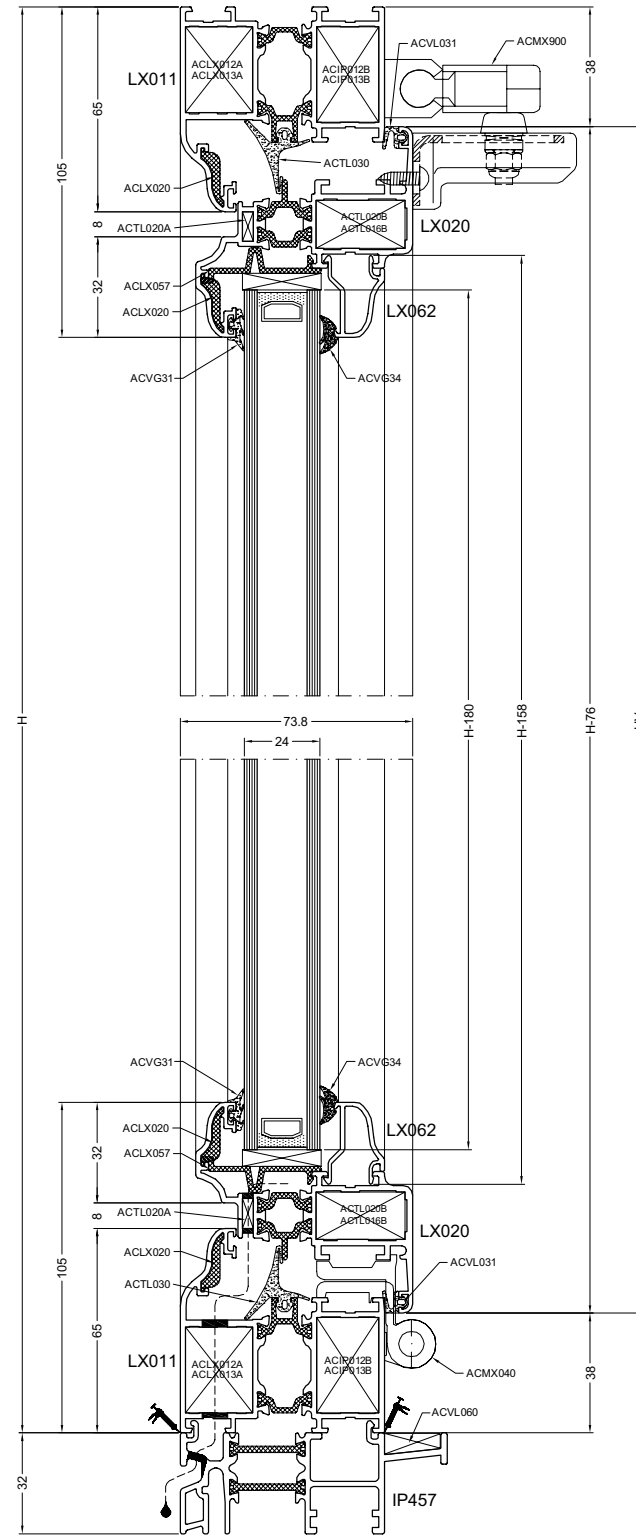
B - 180
H - 180

Bv = B - 76
Hv = H - 76



KIPRAAM NAAR BINNEN OPENEND
FENETRE BASCULANTE OUVRANT VERS L'INTERIEUR
KIPFENSTER NACH INNEN OFFNEND
TILT WINDOW INSIDE OPENING

ZAAGTABELLEN - TABLES DE SCIAGES - ZUSCHNITT-TABELLEN - SAWING TABLES

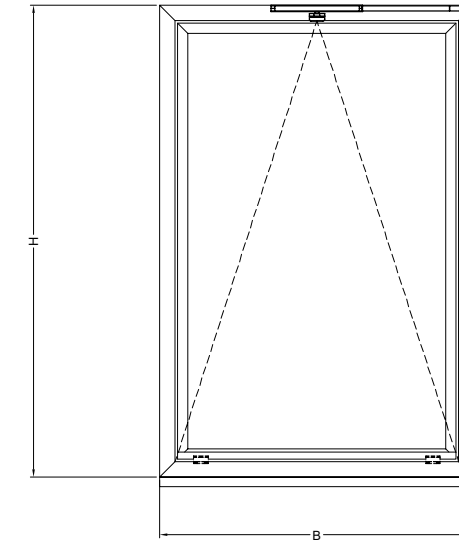


PROFIELEN PROFILS PROFILE PROFILES

LX011		2		B
LX011		2		H
LX020		2		B - 76
LX020		2		H - 76
LX062		2		B - 158
LX062		2		H - 158
IP457		1		B

TOEBEHOREN ACCESSOIRES
ZUBEHÖRTEILE ACCESSORIES

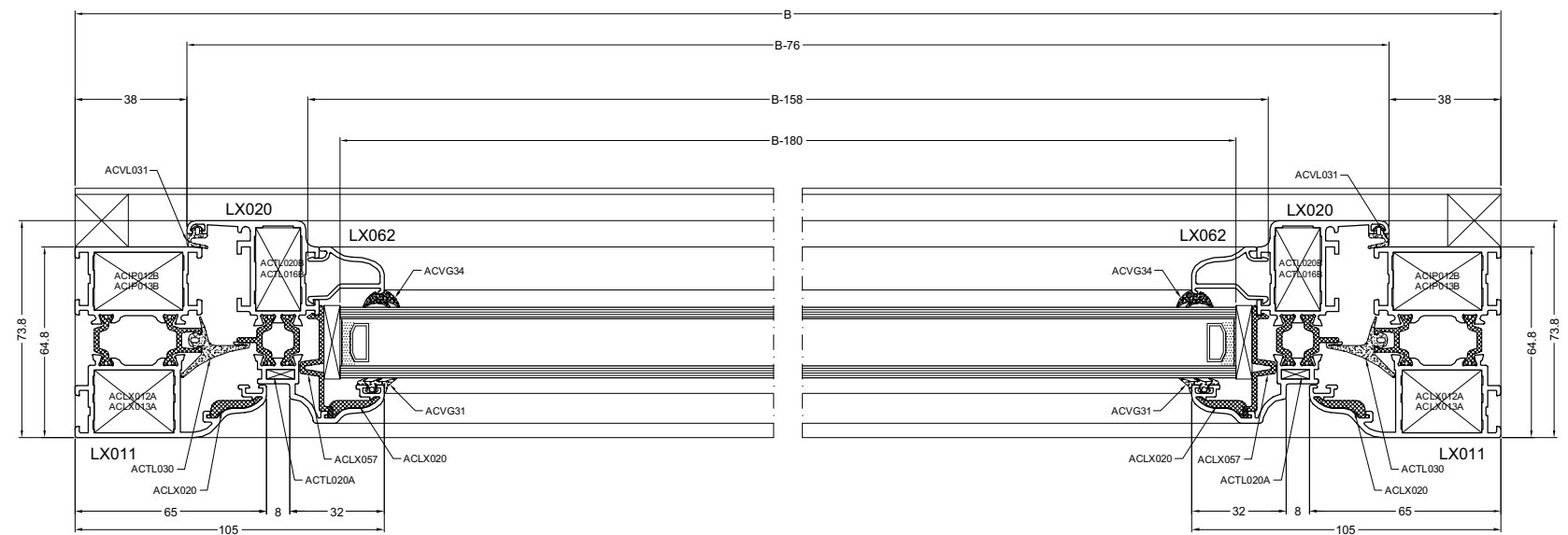
ACLX012A/013A	4
ACIP012B/013B	4
ACTL020A	4
ACTL020B/016B	4
ACLX020	8
ACLX057	8
ACVL060	2
ACVG31	2B + 2H - 500
ACVG3*	2B + 2H - 500
ACMX040	2 OF/OU 3
ACVL031	2B + 2H - 200
ACTL030	2B + 2H - 200
ACVL457	1 SET
ACMX900	1



MAXIMUM GLASDIKTE SP BELANGRIJK VOOR B SP=GLASDIKTE MIN LUCHTSPATIE												
LES EPAISSEURS MAXIMA PERMISES DU PRODUIT SP VERRIER ET RELATIVES A LA LARGEUR B SP NE COMPREND PAS L'EPAISSEUR DU VIDE D'AIR												
MAXIMUM GLASDICKE WICHTIG FÜR B SP=GLASDICKE MINUS LUFT SPATION												
MAXIMUM GLASS THICKNESS SP RELEVANT TO B SP=ALL GLASS MINUS AIR SPACE												
B	400	500	600	700	800	900	1000	1100	1200	1300	1400	1500
SP	41	41	38	32	27	23	20	18	16	14	13	12

GLASMATEN DIMENSIONS DES VITRAGES GLASSMASSE GLASS SIZES	B - 180 H - 180
-------------------------------------------------------------------	--------------------

B:MIN=400mm	B:MAX=1500mm
H:MIN=350	H:MAX=1600mm

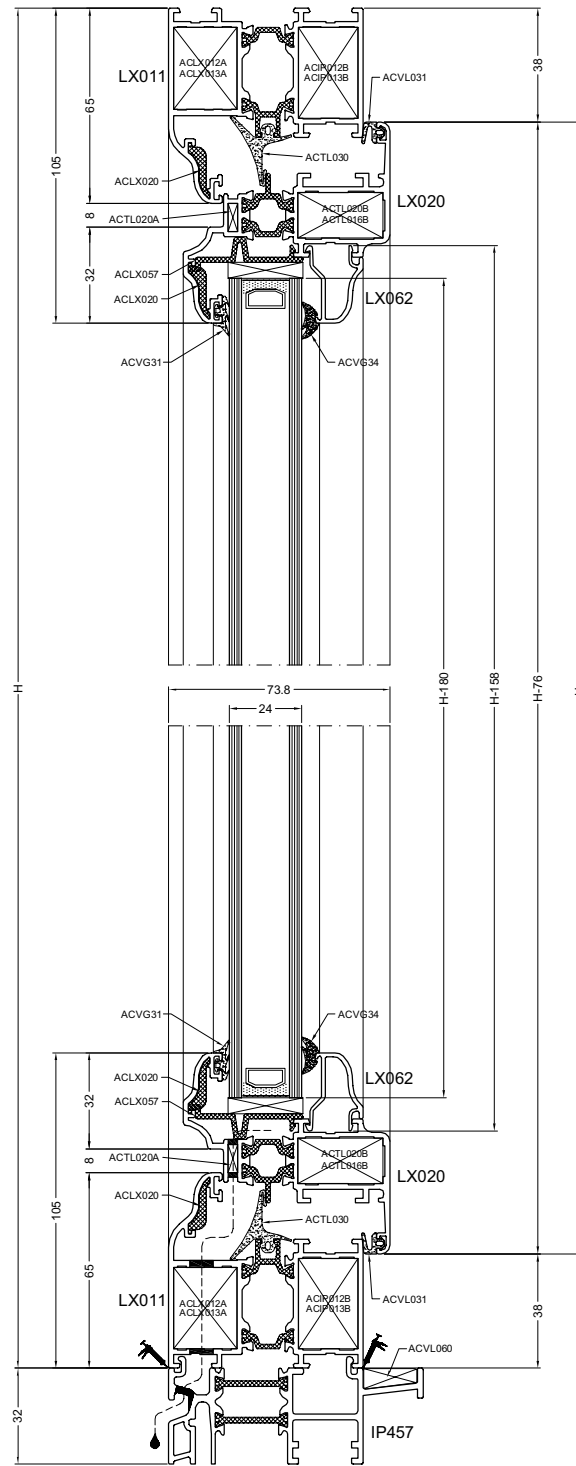


zaag03



DRAAIKIP
OSCILLO BATTANT
DREH-KIPP FLUGEL
TILT AND TURN WINDOW

ZAAGTABELLEN - TABLES DE SCIAGES - ZUSCHNITT-TABELLEN - SAWING TABLES

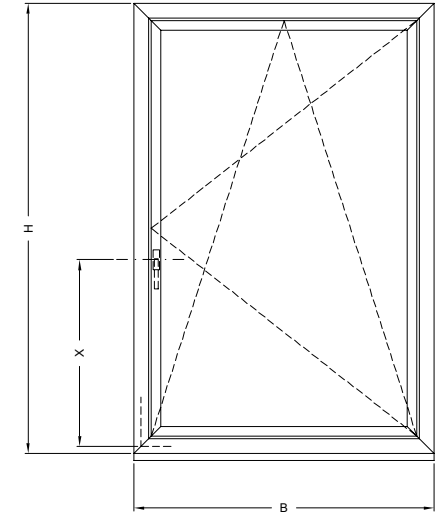


PROFIELN PROFILS PROFILE PROFILES

LX011		2		B
LX011		2		H
LX020		2		Bv
LX020		2		Hv
LX062		2		B - 158
LX062		2		H - 158
IP457		1		B

TOEBEHOREN ACCESSOIRES
ZUBEHÖRTEILE ACCESSORIES

ACLX012A/013A	4
ACIP012B/013B	4
ACTL020A	4
ACTL020B/016B	4
ACLX020	8
ACLX057	6
ACVL060	2
ACVG31	2B + 2H - 500
ACVG3*	2B + 2H - 500
ACVL031	2B + 2H - 200
ACTL030	2B + 2H - 200
ACVL457	1 SET

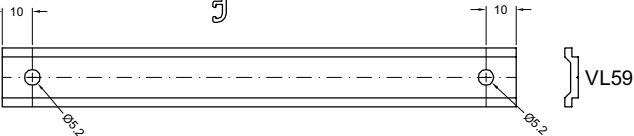
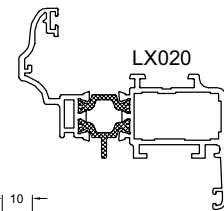
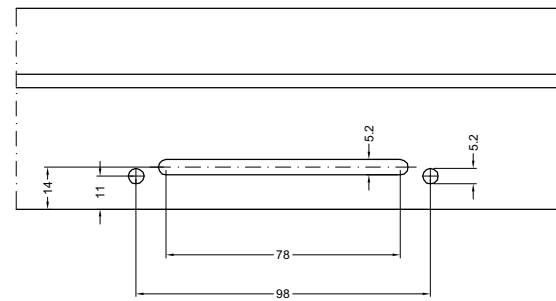


DRAAI-KIP ** OSCILLO-BATTANT ** DREH-KIPP ** TURN & TILT

Hv	Bv	402-750	526-1200	816-1080	1080-1700	1200-1700
500-1080		ACFA070XX 1x	ACFA070XX 1x	ACFA070XX 1x	ACFA070XX 1x	
		ACFA071 1x	ACFA071 1x	ACFA071 1x	ACFA071 1x	
		ACFA081XX/ (ACFA084XX) 1x	ACFA081XX/ (ACFA084XX) 1x	ACFA081XX/ (ACFA084XX) 1x	ACFA081XX/ (ACFA084XX) 1x	
		ACFA072 1x	ACFA072 1x	ACFA072 1x	ACFA072 1x	
		VL59 1x(Bv-372)	VL59 1x(Bv-496)	VL59 1x(Bv-750)	VL59 1x(Bv-750)	
1080-2400		ACFA070XX 1x	ACFA070XX 1x	ACFA070XX 1x	ACFA070XX 1x	
		ACFA071 1x	ACFA071 1x	ACFA071 1x	ACFA071 1x	
		ACFA081XX/ (ACFA084XX) 1x	ACFA081XX/ (ACFA084XX) 1x	ACFA081XX/ (ACFA084XX) 1x	ACFA081XX/ (ACFA084XX) 1x	
		VL59 1x(Hv/2)-189	VL59 1x(Hv/2)-189	VL59 1x(Hv/2)-189	VL59 1x(Hv/2)-189	
		VL59 1x(Bv-372)	VL59 1x(Bv-496)	VL59 1x(Bv-750)	VL59 1x(Bv-750)	


KIP-DRAAI ** MANOEUVRE LOGIQUE ** KIPDREH ** TILT BEFORE TURN

Hv	Bv	402-750	526-1200	816-1080	1080-1700
500-1080		ACFA061 1x	ACFA062 1x	ACFA063 1x	ACFA063 1x
		ACFA069 1x	ACFA069 1x	ACFA069 1x	ACFA069 1x
		ACFA081XX/ (ACFA082XX) 1x	ACFA081XX/ (ACFA082XX) 1x	ACFA081XX/ (ACFA082XX) 1x	ACFA081XX/ (ACFA082XX) 1x
		VL59 1x(Bv-372)	VL59 1x(Bv-496)	VL59 1x(Bv-750)	VL59 1x(Bv-750)
		VL59 X-147	VL59 X-147	VL59 X-147	VL59 X-147
1080-2400		ACFA061 1x	ACFA062 1x	ACFA063 1x	ACFA063 1x
		ACFA069 1x	ACFA069 1x	ACFA069 1x	ACFA069 1x
		ACFA081XX/ (ACFA082XX) 1x	ACFA081XX/ (ACFA082XX) 1x	ACFA081XX/ (ACFA082XX) 1x	ACFA081XX/ (ACFA082XX) 1x
		VL59 1x(Hv/2)-189	VL59 1x(Hv/2)-189	VL59 1x(Hv/2)-189	VL59 1x(Hv/2)-189
		VL59 1x(Bv-372)	VL59 1x(Bv-496)	VL59 1x(Bv-750)	VL59 1x(Bv-750)



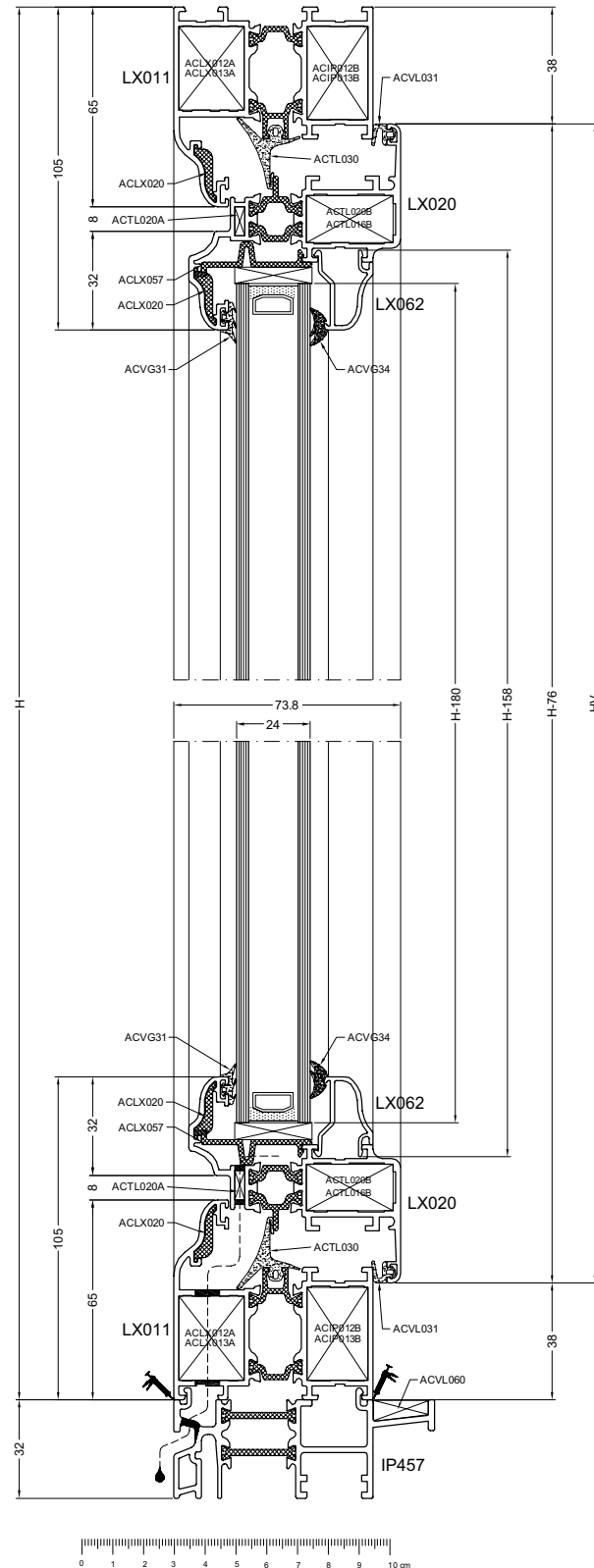
GLASMATEN
DIMENSIONS DES VITRAGES B - 180
GLASSMASSE
GLASS SIZES H - 180

Bv = B - 76
Hv = H - 76



STOLPRAAM
DOUBLE OUVRANT A LA FRANCAISE
STULPFENSTER
DOUBLE CASEMENT WINDOW

ZAAGTABELLEN - TABLES DE SCIAGES - ZUSCHNITT-TABELLEN - SAWING TABLES

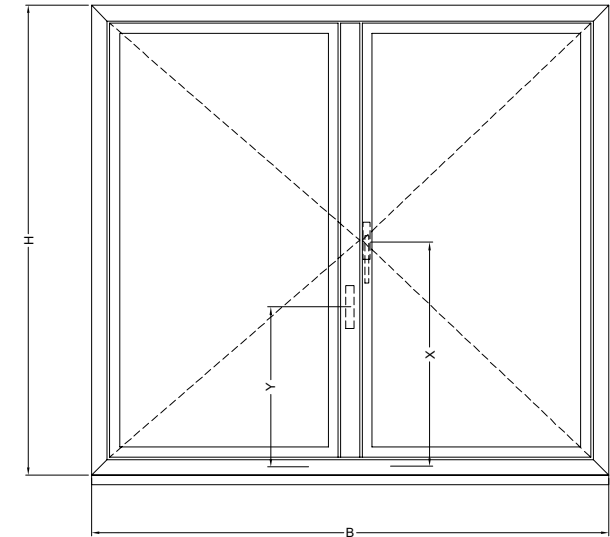


PROFIELEN PROFILS PROFILE PROFILES

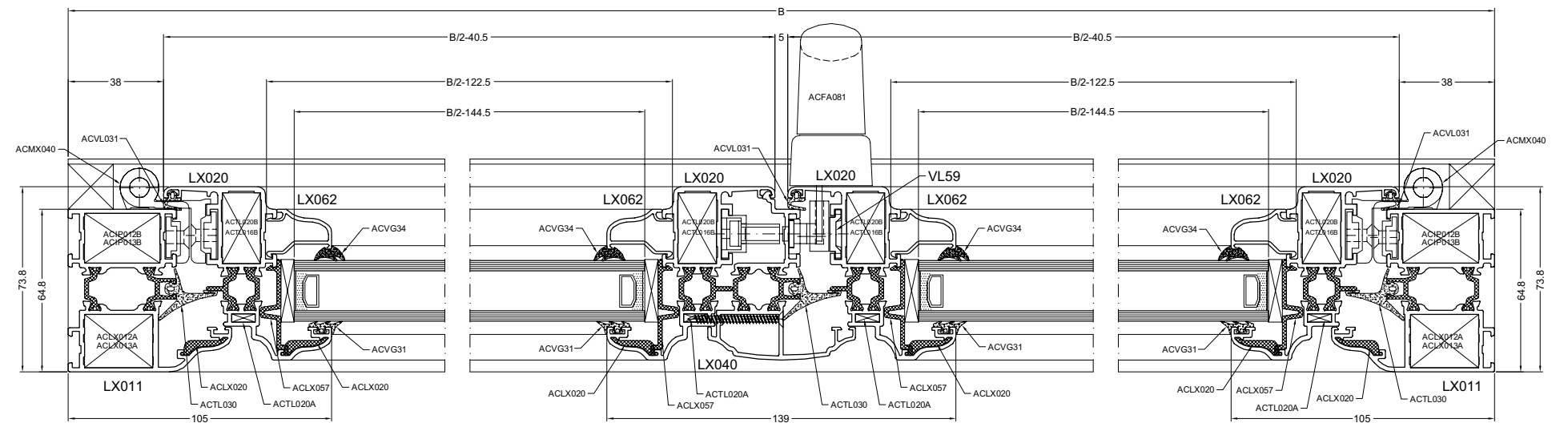
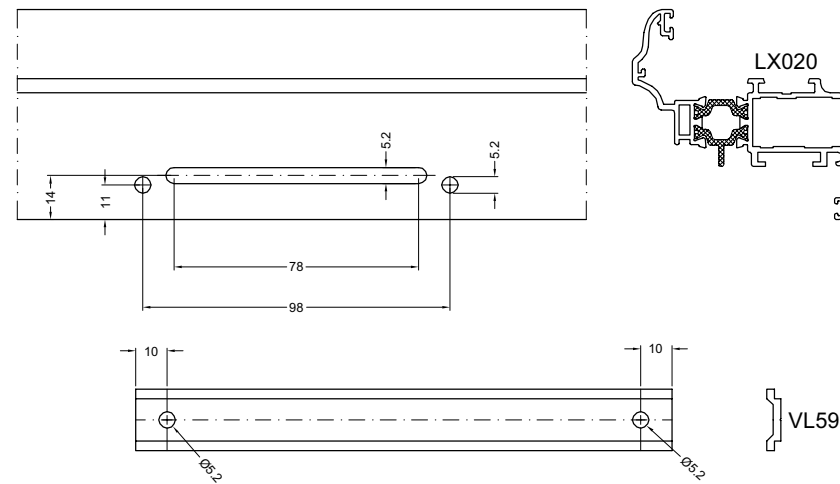
LX011		2		B
LX011		2		H
LX020		4		B/2 - 40.5
LX020		4		H - 76
LX040		1		Hv - 74
IP457		1		B
LX062		4		B/2 - 122.5
LX062		4		H - 158
VL59		1		X - 100
VL59		1		H - X - 176
VL59		1		Y - 175
VL59		1		H - Y - 219

TOEBEHOREN ACCESSOIRES
ZUBEHÖRTEILE ACCESSORIES

ACLX012A/013A	4
ACIP012B/013B	4
ACTL020A	8
ACTL020B/016B	8
ACLX020	12
ACLX057	10
ACVL060	2
ACVG31	4H+2B-1200
ACVG3*	4H+2B-1200
ACMX040	4 OF/OU 6
ACFA081/084	1
ACFA050	1
ACFA051	1
ACFA083	1
ACLX054	1 SET
ACFA055/056	1 SET
ACVL031	3H+2B-200
ACTL030	3H+2B-200
ACVL457	1 SET



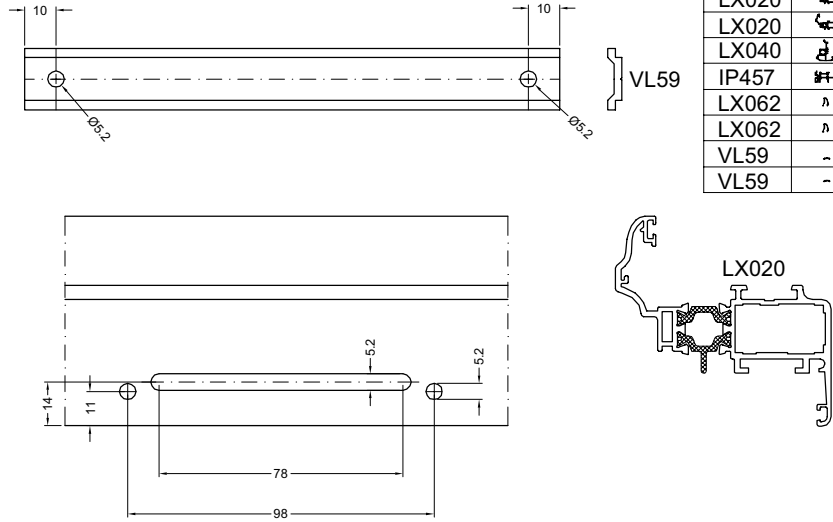

GLASMATEN
DIMENSIONS DES VITRAGES B/2 - 144.5
GLASSMASSE
GLASS SIZES H - 180



zaag05

DUBBEL NAAR BINNEN DRAAIEND RAAM
DOUBLE OUVRANT VERS L'INTERIEUR
DOPPELT FLUGEL NACH INNEN OFFNEND
DOUBLE WINDOW INSIDE OPENING

ZAAGTABELLEN - TABLES DE SCIAGES - ZUSCHNITT-TABELLEN - SAWING TABLES

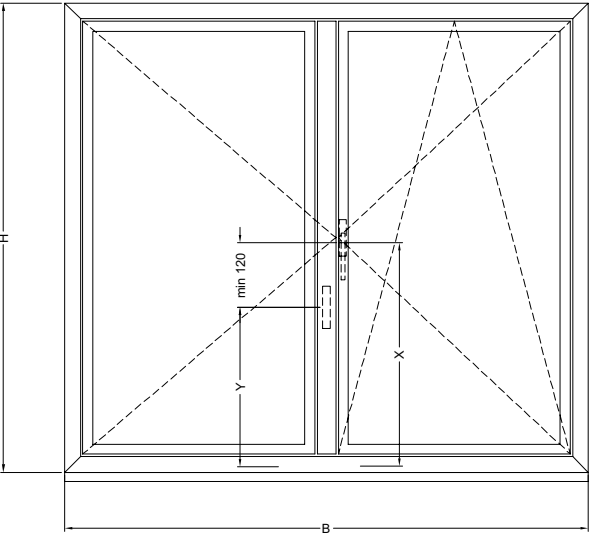


PROFIELN PROFILS PROFILE PROFILES

LX011	2		B
LX011	2		H
LX020	4		B/2 - 40.5
LX020	4		H - 76
LX040	1		Hv - 74
IP457	1		B
LX062	4		B/2 - 122.5
LX062	4		H - 158
VL59	1		Y - 175
VL59	1		H - Y - 219

TOEBEHOREN ACCESSOIRES
ZUBEHÖRTEILE ACCESSORIES

ACLX012A/013A	4
ACIP012B/013B	4
ACTL020A	8
ACTL020B/016B	8
ACLX020	12
ACLX057	10
ACVL060	2
ACVG31	4H+2B-1200
ACVG3*	4H+2B-1200
ACLX054	1 SET
ACFA055/056	1 SET
ACFA101	1
ACVL031	3H+2B-200
ACTL030	3H+2B-200
ACVL457	1 SET



GLASMATEN DIMENSIONS DES VITRAGES B/2 - 144.5
GLASSMASSE H - 180

X - Y > 120
Y > 215

Bv = B/2-40.5
Hv = H - 76

EXTRA
ACMX041

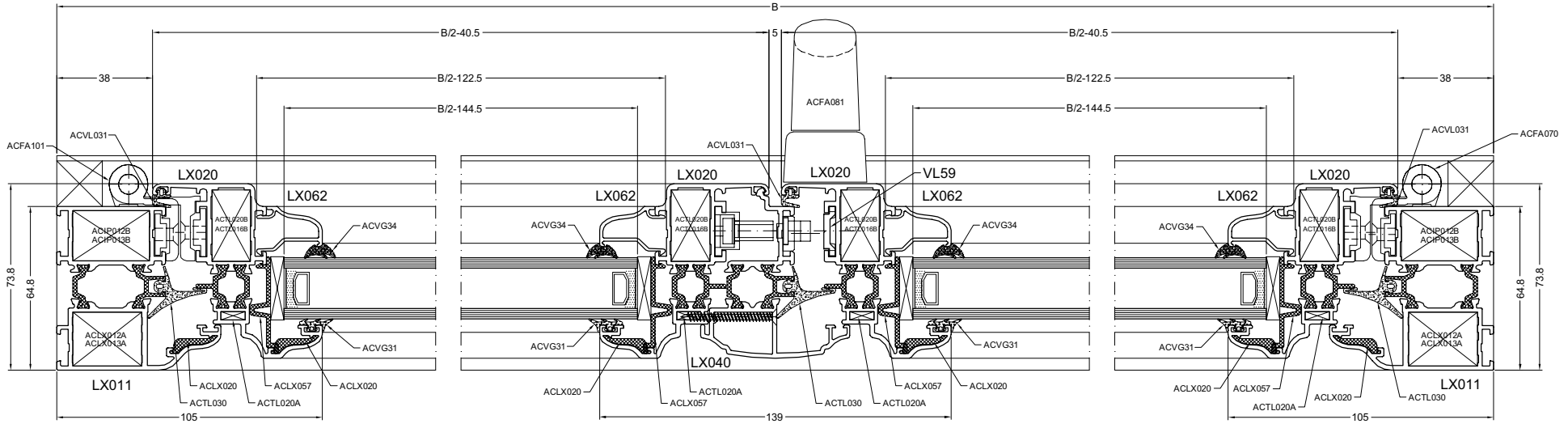
EXTRA
ACFA101 Naar gelang van H
Au fur et a mesure que H
Je nach H
In proportion to H

DRAAI-KIP ** OSCILLO-BATTENT ** DREH-KIP ** TURN & TILT

Hv	Bv	402-750	526-1200	816-1080	1080-1700	1200-1700
500-1080		ACFA070XX 1x	ACFA070XX 1x	ACFA070XX 1x	ACFA070XX 1x	
		ACFA071 1x	ACFA071 1x	ACFA071 1x	ACFA071 1x	
		ACFA081XX/ (ACFA084XX) 1x	ACFA081XX/ (ACFA084XX) 1x	ACFA081XX/ (ACFA084XX) 1x	ACFA081XX/ (ACFA084XX) 1x	
		ACFA072 1x	ACFA072 1x	ACFA072 1x	ACFA072 1x	
		VL59 1x(Bv-372)	VL59 1x(Bv-496)	VL59 1x(Bv-750)	VL59 1x(Bv-750)	
1080-2400		ACFA071 1x	ACFA071 1x	ACFA071 1x	ACFA071 1x	ACFA070XX 1x
		ACFA078 1x	ACFA078 1x	ACFA078 1x	ACFA078 1x	ACFA072 1x
		ACFA081XX/ (ACFA084XX) 1x	ACFA081XX/ (ACFA084XX) 1x	ACFA081XX/ (ACFA084XX) 1x	ACFA081XX/ (ACFA084XX) 1x	ACFA079 1x
		VL59 1x(Hv/2)-189	VL59 1x(Hv/2)-189	VL59 1x(Hv/2)-189	VL59 1x(Hv/2)-189	ACFA087 1x
		VL59 1x(Bv-372)	VL59 1x(Bv-496)	VL59 1x(Bv-750)	VL59 1x(Bv-750)	ACFA081XX/ (ACFA082XX) 1x

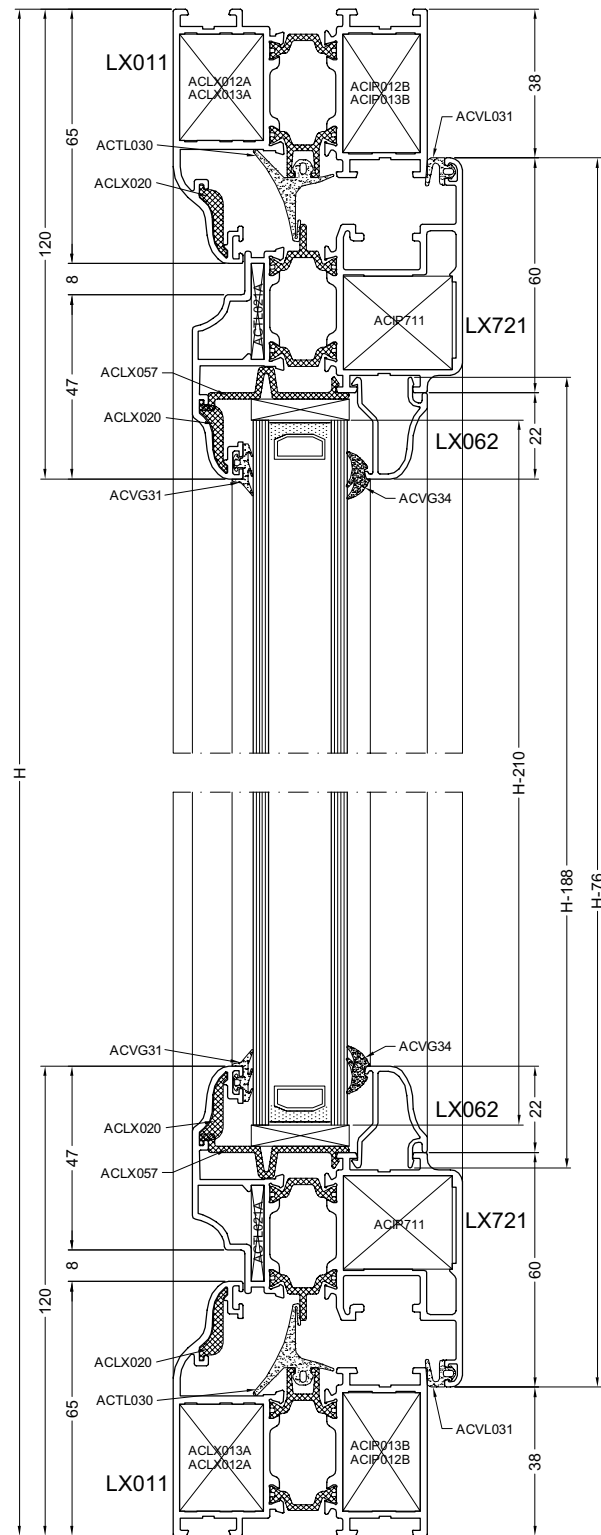
KIP-DRAAI ** MANOEUVRE LOGIQUE ** KIPDREH ** TILT BEFOR TURN

Hv	Bv	402-750	526-1200	816-1080	1080-1700
500-1080		ACFA061 1x	ACFA062 1x	ACFA063 1x	ACFA063 1x
		ACFA069 1x	ACFA069 1x	ACFA069 1x	ACFA069 1x
		ACFA081XX/ (ACFA082XX) 1x	ACFA081XX/ (ACFA082XX) 1x	ACFA081XX/ (ACFA082XX) 1x	ACFA081XX/ (ACFA082XX) 1x
		VL59 1x(Bv-372)	VL59 1x(Bv-496)	VL59 1x(Bv-750)	VL59 1x(Bv-750)
		VL59 X-147	VL59 X-147	VL59 X-147	VL59 X-147
1080-2400		ACFA061 1x	ACFA062 1x	ACFA063 1x	ACFA063 1x
		ACFA069 1x	ACFA069 1x	ACFA069 1x	ACFA069 1x
		ACFA078 1x	ACFA078 1x	ACFA078 1x	ACFA078 1x
		ACFA081XX/ (ACFA082XX) 1x	ACFA081XX/ (ACFA082XX) 1x	ACFA081XX/ (ACFA082XX) 1x	ACFA081XX/ (ACFA082XX) 1x
		VL59 1x(Hv/2)-189	VL59 1x(Hv/2)-189	VL59 1x(Hv/2)-189	VL59 1x(Hv/2)-189



DUBBEL NAAR BINNEN DRAAIEND RAAM MET LX721
DOUBLE OUVRANT VERS L'INTERIEUR AVEC LX721
DOPPELT FLUGEL NACH INNEN OFFNEND MIT LX721
DOUBLE WINDOW INSIDE OPENING WITH LX721

ZAAGTABELLEN - TABLES DE SCIAGES - ZUSCHNITT-TABELLEN - SAWING TABLES

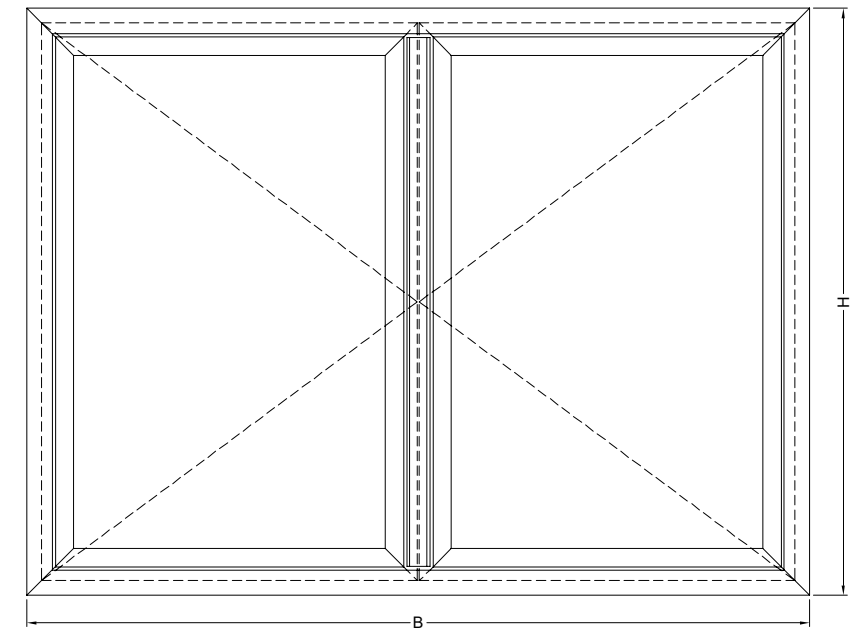


PROFIEN PROFILS PROFILE PROFILES

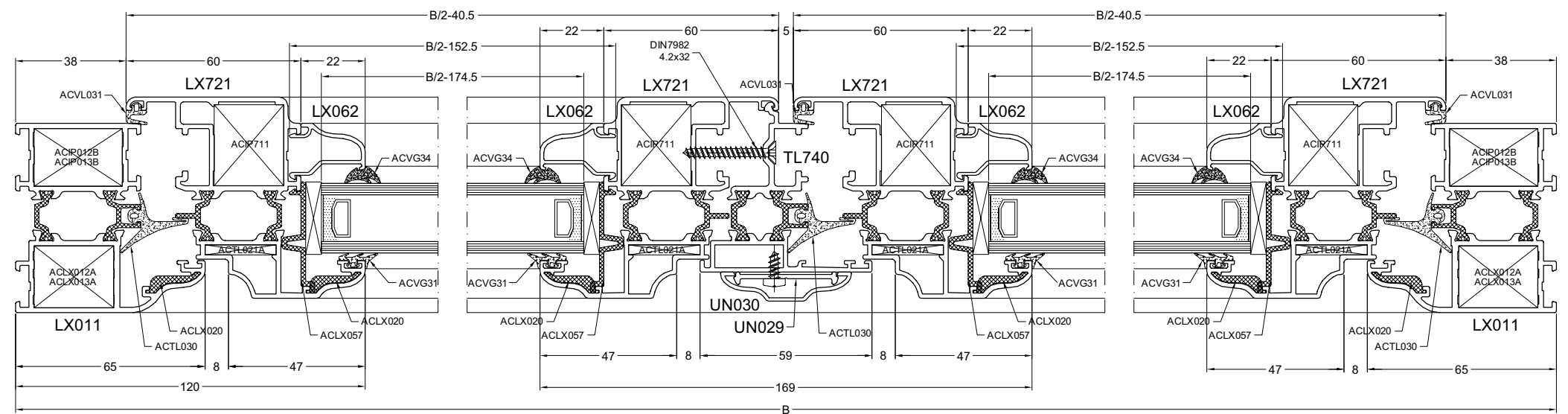
LX011		2		B
LX011		2		H
LX721		4		B/2 - 40.5
LX721		4		H - 76
LX062		4		B/2 - 152.5
LX062		4		H - 188
TL740		1		H - 150
UN029		1		H - 150
UN030		1		H - 150

TOEBEHOREN ACCESSOIRES
ZUBEHÖRTEILE ACCESSORIES

ACLX012A/013A	4
ACIP012B/013B	4
ACTL021A	8
ACIP711	8
ACLX020	12
ACLX057	8
ACTL754	1
ACUN030	2
ACVG31	2B + 4H - 1500
ACVG3*	2B + 4H - 1500
ACVL031	2B + 3H - 350
ACTL030	2B + 3H - 350



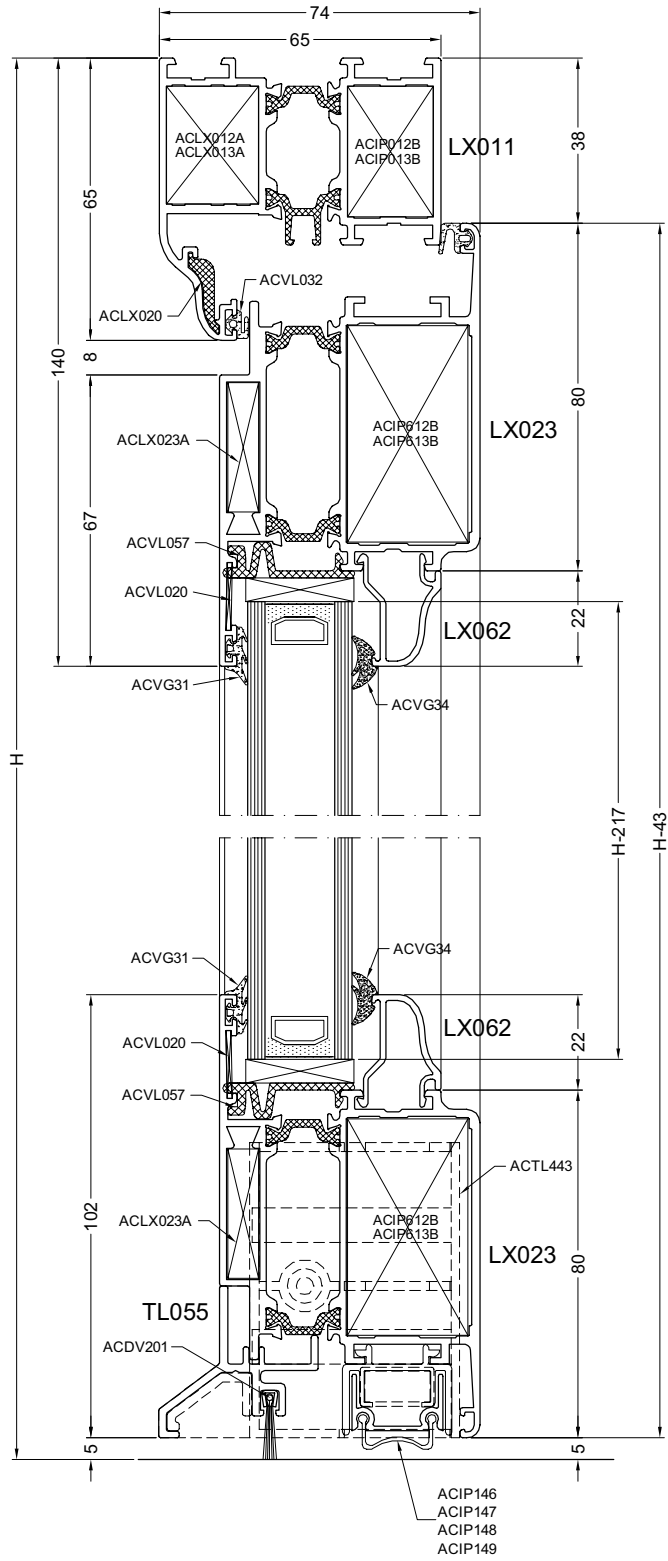
GLASMATEN
DIMENSIONS DES VITRAGES 2 X B/2 - 174.5
GLASMASSE H - 210
GLASS SIZES



zaaglx2del

ENKELE DEUR NAAR BINNEN DRAAIEND MET LX011 EN LX023
PORTE SIMPLE OUVRANT INTERIEUR AVEC LX011 ET LX023
ANSCHLAGTUR NACH INNEN OFFNEND MIT LX011 UND LX023
INSIDE OPENING DOOR WITH LX011 AND LX023

ZAAGTABELLEN - TABLES DE SCIAGES - ZUSCHNITT-TABELLEN - SAWING TABLES



PROFIELN PROFILES PROFILE PROFILS

LX011		1		H
LX011		1		H
LX011		1		B
LX023		2		B - 76
LX023		2		H - 43
LX062		2		B - 228
LX062		2		H - 195
TL055		1		B - 150

BORSTELDICHTING BRUSSE DESSOUS
BURSTENDICHTUNG BRUSH FITTING

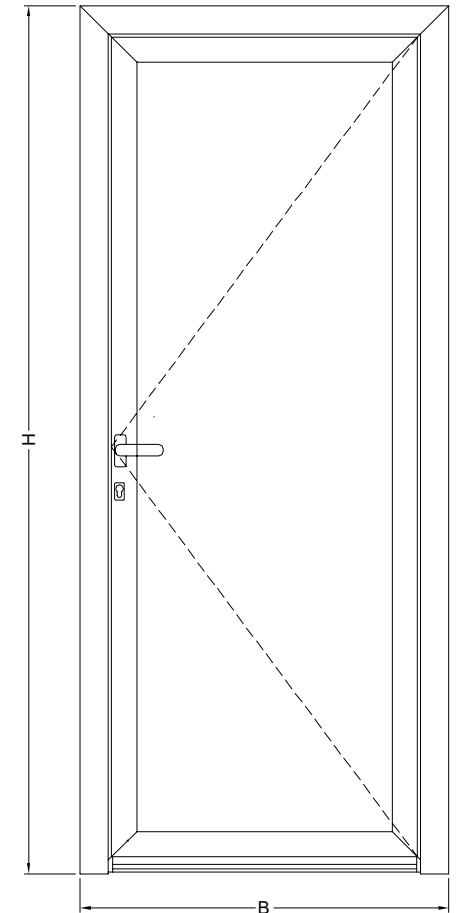
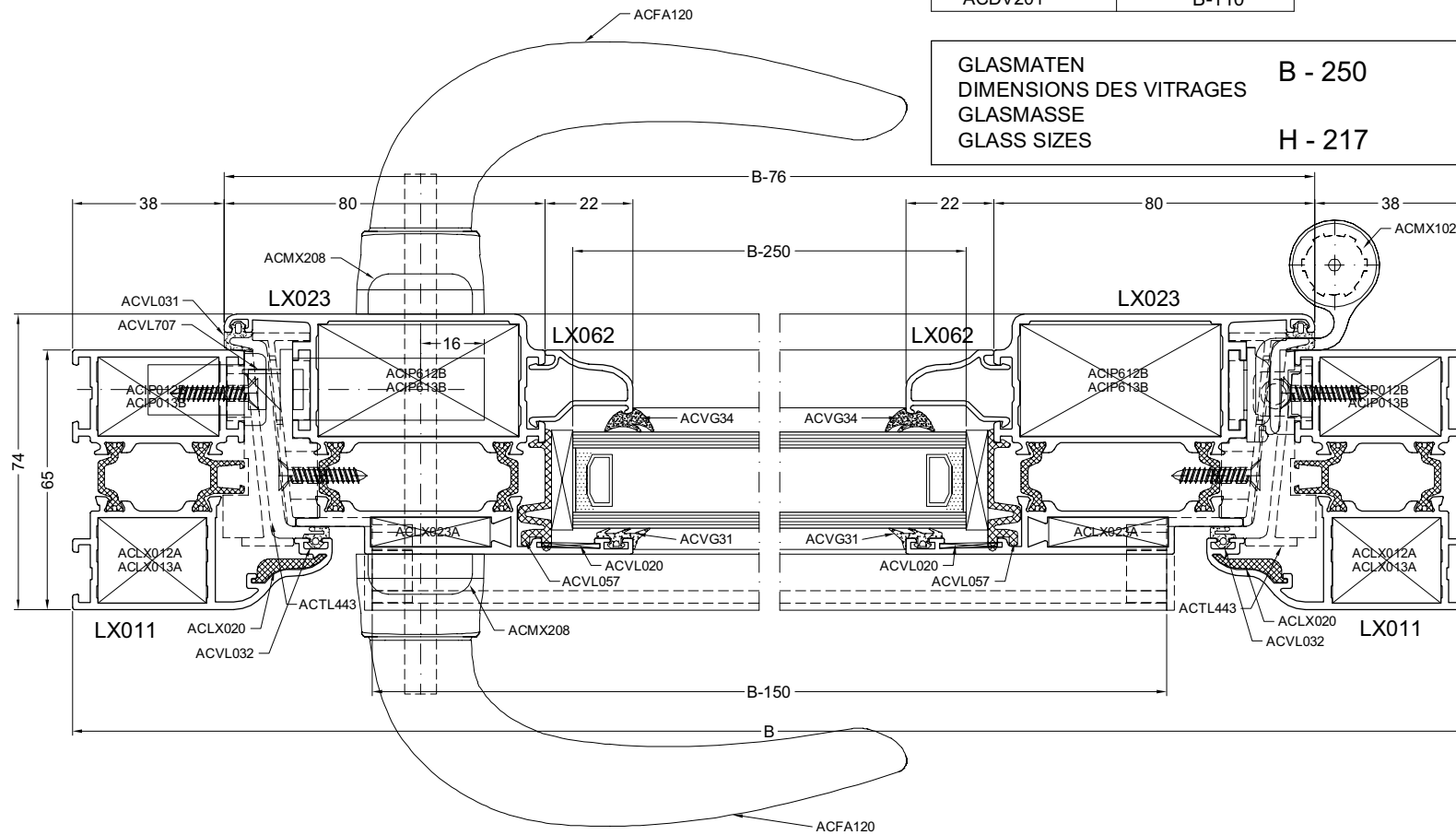
ACDV201	1	B-110
---------	---	-------

ACIP146/147/148/149	1	L=B-110
ACIP146	Lmin=560mm	Lmax=710mm
ACIP147	Lmin=685mm	Lmax=835mm
ACIP148	Lmin=810mm	Lmax=960mm
ACIP149	Lmin=935mm	Lmax=1085mm

TOEBEHOREN ACCESSOIRES
ZUBEHORTEILE ACCESSORIES

ACLX012A/013A	2
ACIP012B/13B	2
ACLX023A	4
ACIP612B/613B	4
ACVL020	4
ACLX020	2
ACVL057	4
ACVL707	1
ACMX102	2 of/ou/oder/or 3
ACFA120	2
ACFA121	1/5
ACMX860	1/5
ACMX309	1
ACMX208	2
ACVL117	1
ACVL031	B+2H-150
ACVL032	B+2H-250
ACVG31	2B+2H-800
ACVG3*	2B+2H-800
ACTL443	1
ACIP146/147/148/149	B-110
ACDV201	B-110

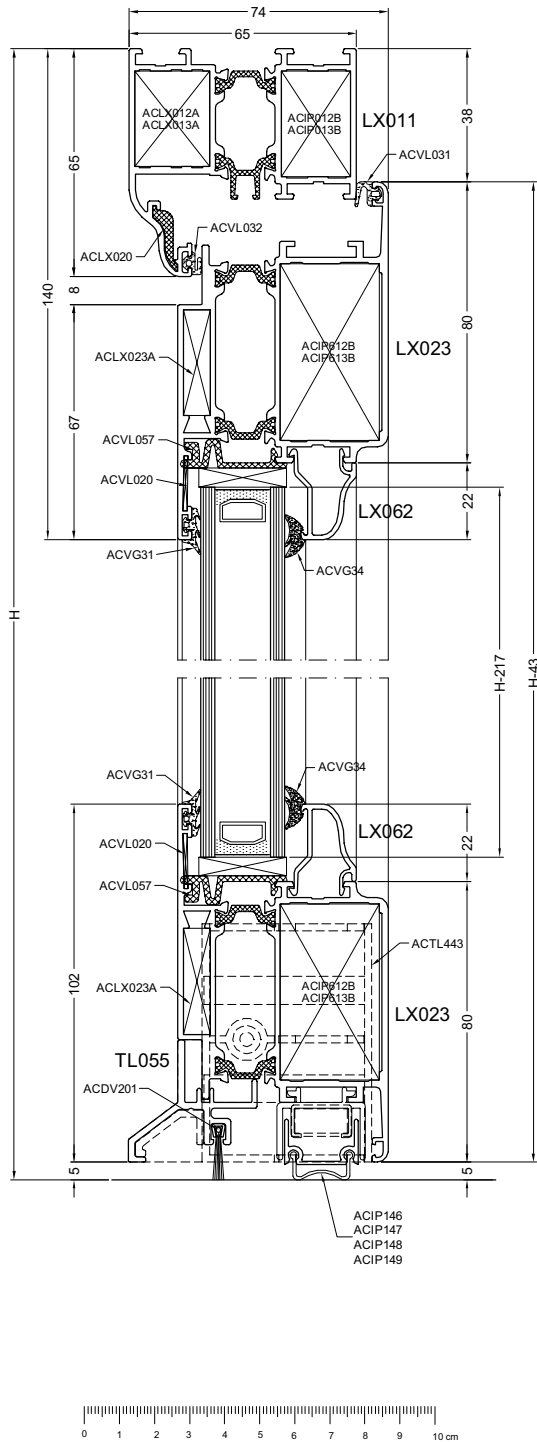
GLASMATEN
DIMENSIONS DES VITRAGES B - 250
GLASSMASSE
GLASS SIZES H - 217



zaag07

DUBBELE DEUR NAAR BINNEN DRAAIEND MET LX011 EN LX023
 PORTE DOUBLE OUVRANT INTERIEUR AVEC LX011 ET LX023
 DOPPELT TUR NACH INNEN OFFNEND MIT LX011 UND LX023
 DOUBLE DOOR WITH LX011 AND LX023

ZAAGTABELLEN - TABLES DE SCIAGES - ZUSCHNITT-TABELLEN - SAWING TABLES



PROFIELN PROFILES PROFILE PROFILS

LX011		1		H
LX011		1		H
LX011		1		B
LX023		4		B/2 - 40.5
LX023		4		H - 43
LX062		4		B/2 - 192.5
LX062		4		H - 195
TL041		1		H - 80
TL055		2		B/2 - 114.5

BORSTELDICHTING BRUSSE DESSOUS
 BURSTENDICHTUNG BRUSH FITTING

ACDV201	2	B/2-75
---------	---	--------

ACIP146/147/148/149	2	L=B/2-75
ACIP146	Lmin=560mm	Lmax=710mm
ACIP147	Lmin=685mm	Lmax=835mm
ACIP148	Lmin=810mm	Lmax=960mm
ACIP149	Lmin=935mm	Lmax=1085mm

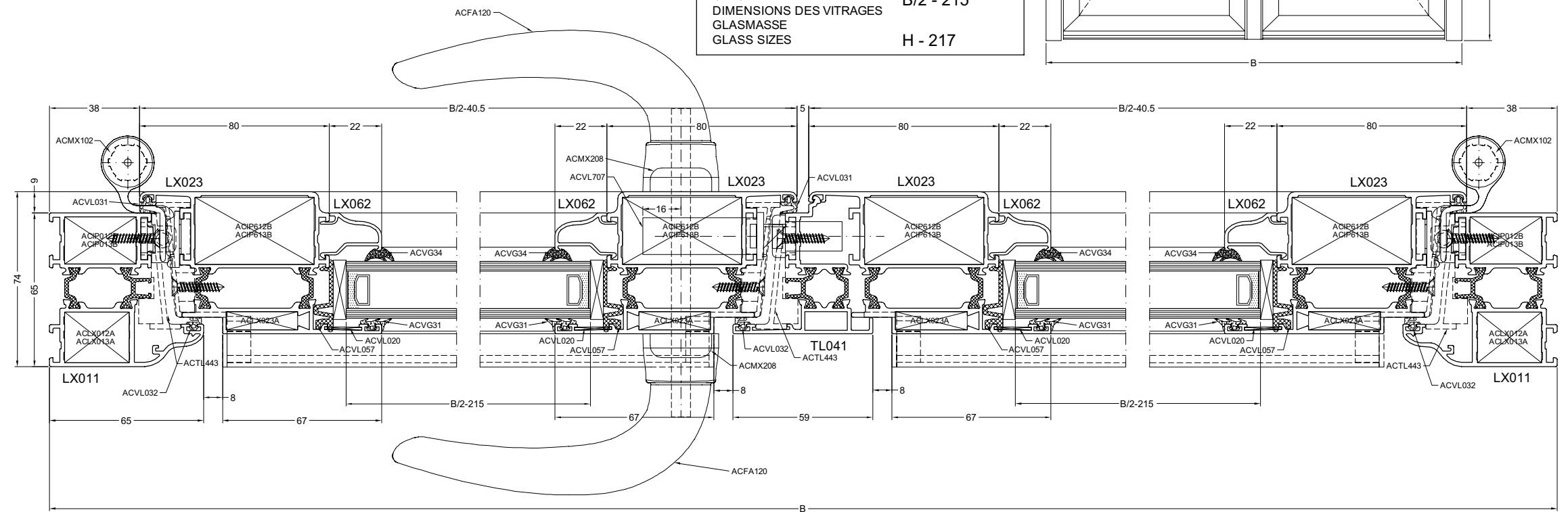
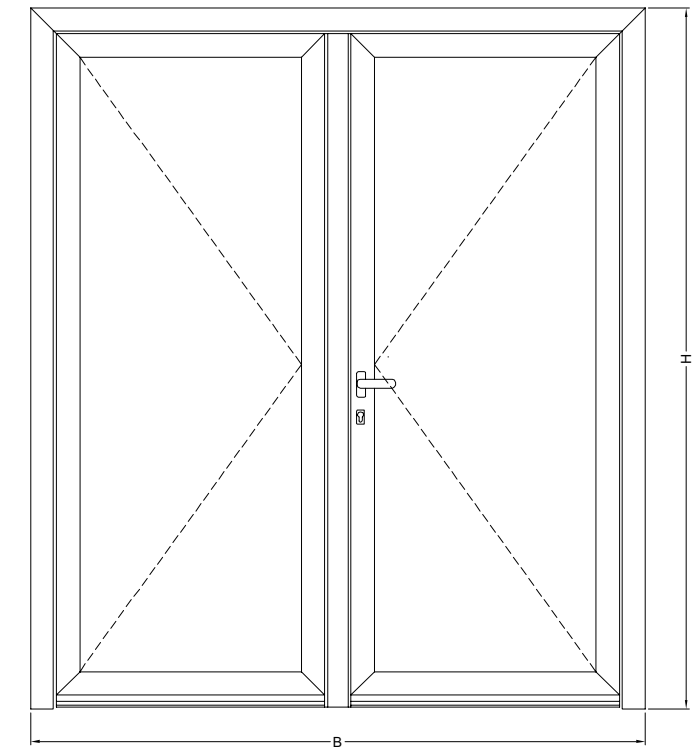
TOEBEHOREN ACCESSOIRES ZUBEHÖRTEILE ACCESSORIES

ACLX012A/013A	2
ACIP012B/13B	2
ACLX023A	8
ACIP612B/613B	8
ACVL020	8
ACLX020	2
ACVL057	8
ACTL055	1
ACVL707	1
ACMX102	4 of/ou/oder/or 6
ACFA120	2
ACFA121	1/5
ACMX860	1/5
ACMX309	1
ACMX208	2
ACVL117	1
ACVL031	B+3H-50
ACVL032	B+3H-200
ACVG31	2B+4H-1250
ACVG3*	2B+4H-1250
ACTL443	2
ACIP146/147/148/149	B/2-75
ACDV201	B/2-75
ACVL432	2
ACVL434	1
ACIP427	1

GLASMATEN
 DIMENSIONS DES VITRAGES
 GLASSMASSE
 GLASS SIZES

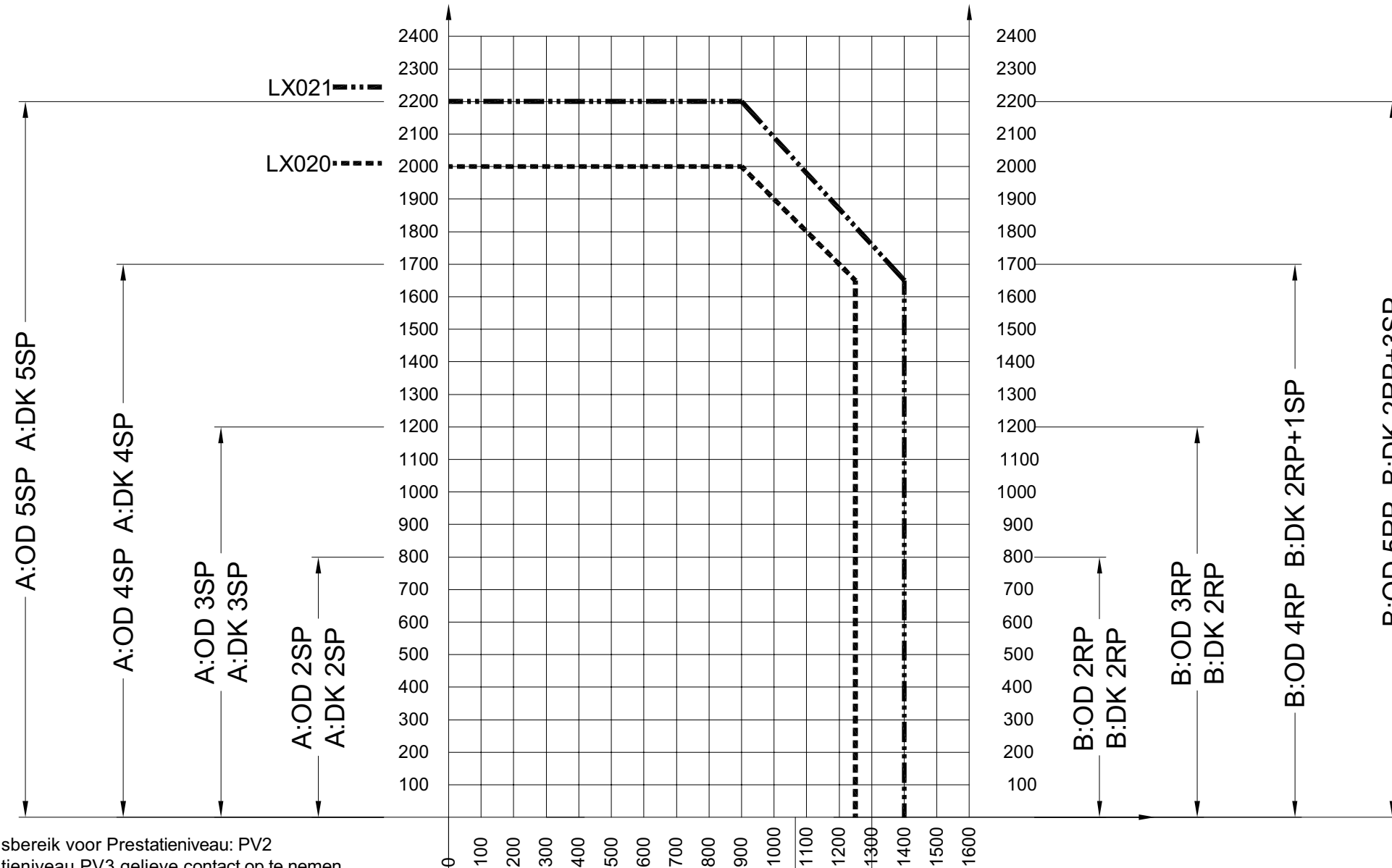
B/2 - 215

H - 217

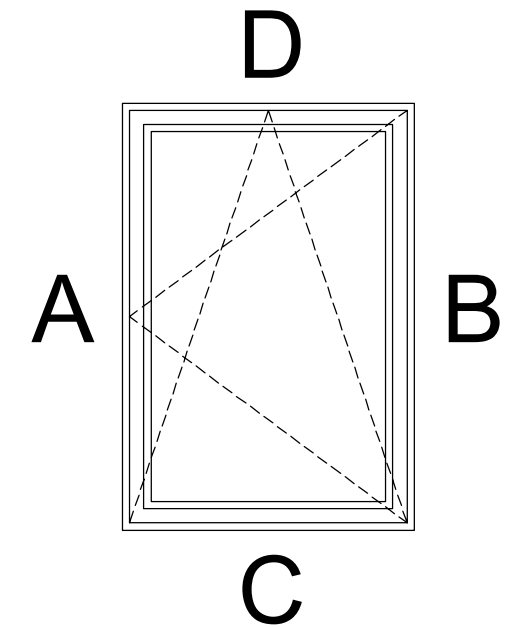


TOEPASSINGSBEREIK OPENDRAAIEND RAAM + DRAAIKIP RAAM + KIPDRAAI RAAM
 PORTEE D'UTILISATION FENETRE OUVRANTE + CHASSIS OSCILLO-BATTANT + MANOEUVRE LOGIQUE
 ANWENDUNGSBEREICH DREHFLUGEL + DREHKIP FENSTER + KIPDREH FENSTER
 APPLICATION LIMIT CASEMENT WINDOW + TURN AND TILT WINDOW + TILT BEFORE TURN WINDOW

WERKTEKENINGEN - DESSINS DE CONSTRUCTION - KONSTRUKTIONZEICHNUNGEN - CONSTRUCTION DRAWINGS



Hang- en sluitwerk
 Quincaillerie
 Beslag
 Hardware



Toepassingsbereik voor Prestatieniveau: PV2
 Voor prestatieniveau PV3 gelieve contact op te nemen
 Max. vleugelgewicht: 90 kg

Portée d'utilisation pour niveau de performance: PV2
 Pour PV3 veuillez nous contacter
 Poids max. de l'ouvrant: 90 kg

Anwendungsbereich für das Niveau der Leistung: PV2
 Für PV3 Bitte kontaktieren Sie Uns
 Max. Gewicht der Flügel: 90 kg

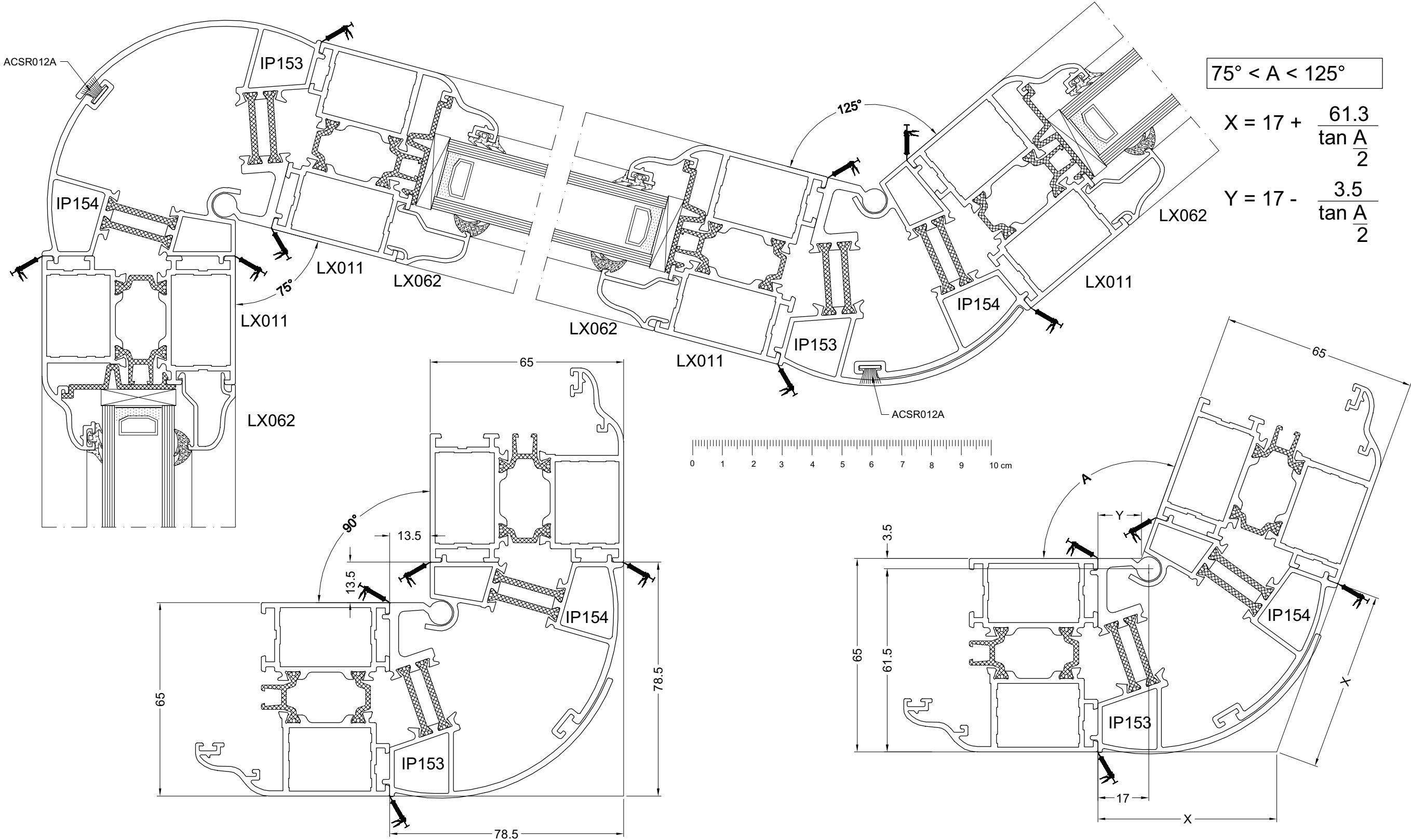
Application limit for performance level: PV2
 For PV3 please contact us
 Max. weight for opening part: 90 kg

C&D zonder SP
 C&D sans SP
 C&D ohne SP
 C&D without SP

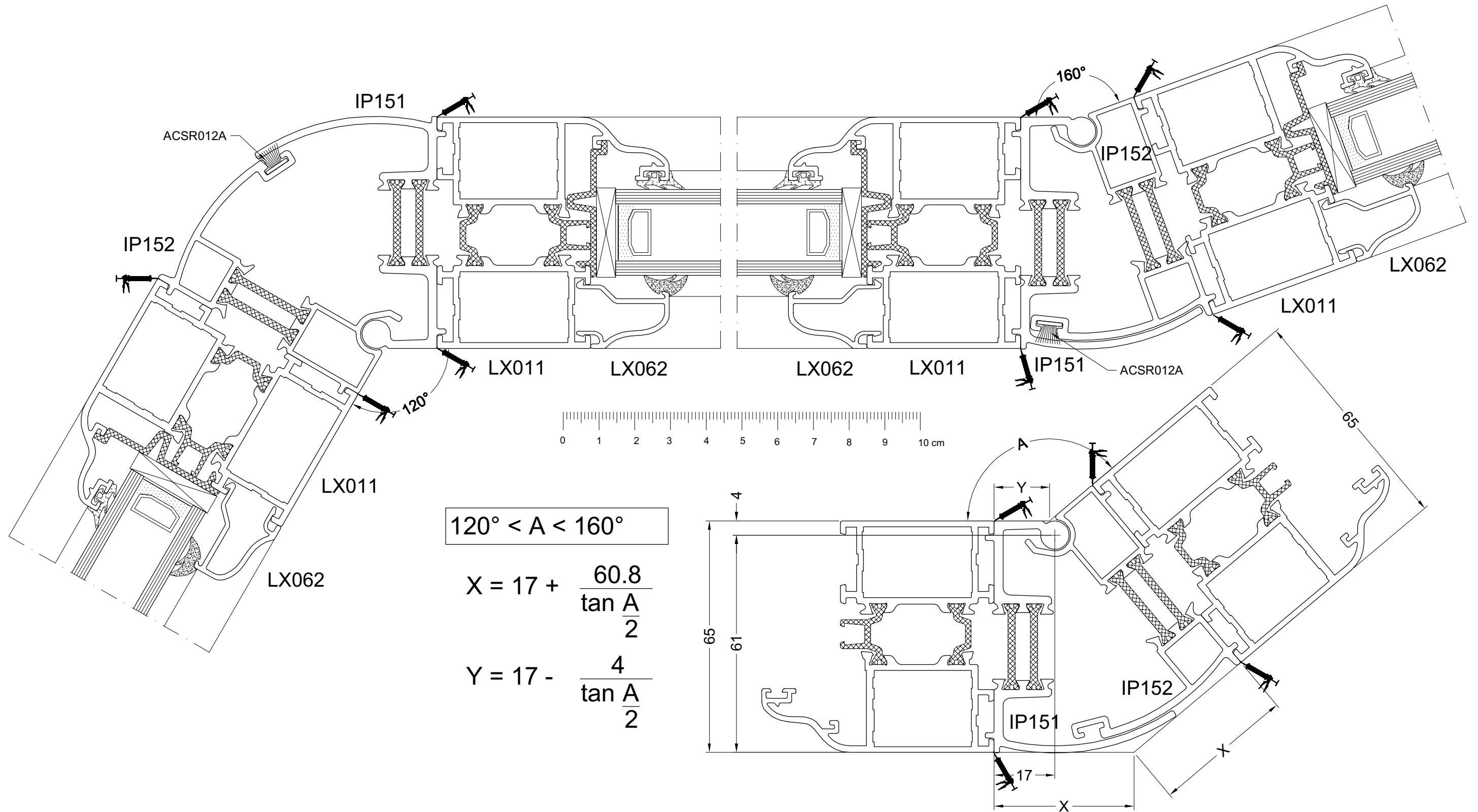
C&D met 1 SP
 C&D avec 1 SP
 C&D mit 1 SP
 C&D with 1 SP

A,B,C,D: vleugelprofiel - profil de vantail - flügelprofil - sash profile
 OD: opendraaiend raam - fenêtre ouvrante - drehflügel - casement window
 DK: draai-kip venster - fenêtre oscillo-battante - drehkip fenster - turn and tilt window
 SP: sluitpunt - point de fermeture - schlusspunkt - lock point
 RP: rotatiepunt - point de rotation - rotation punkt - rotation point

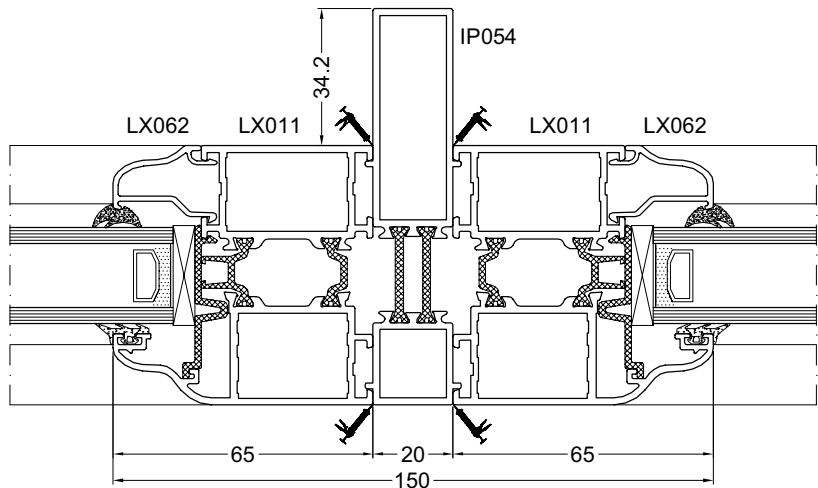
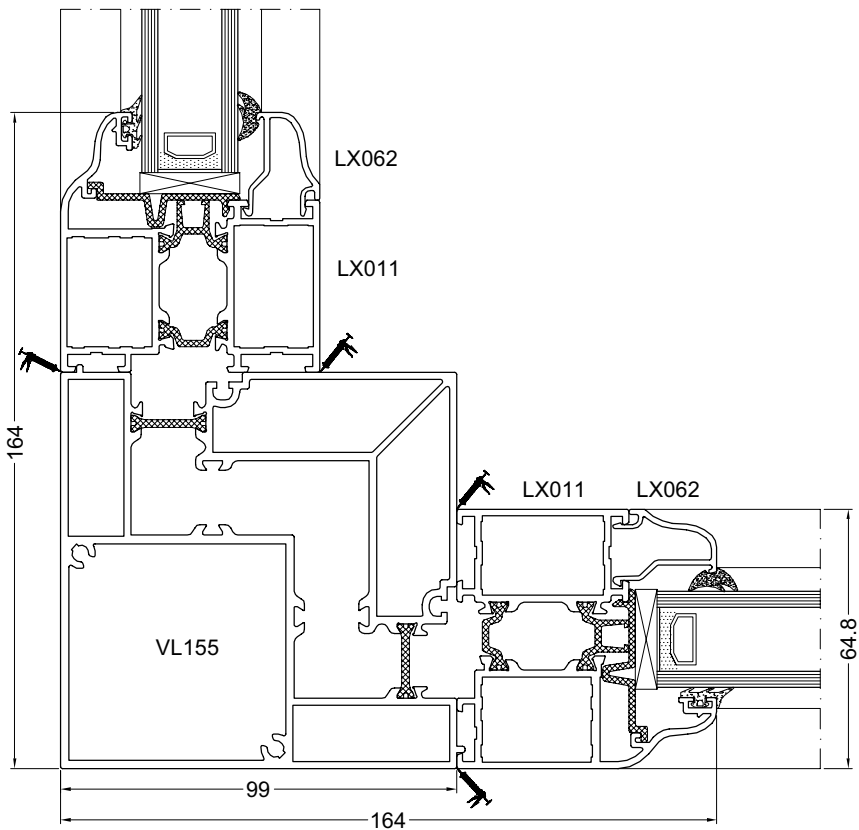
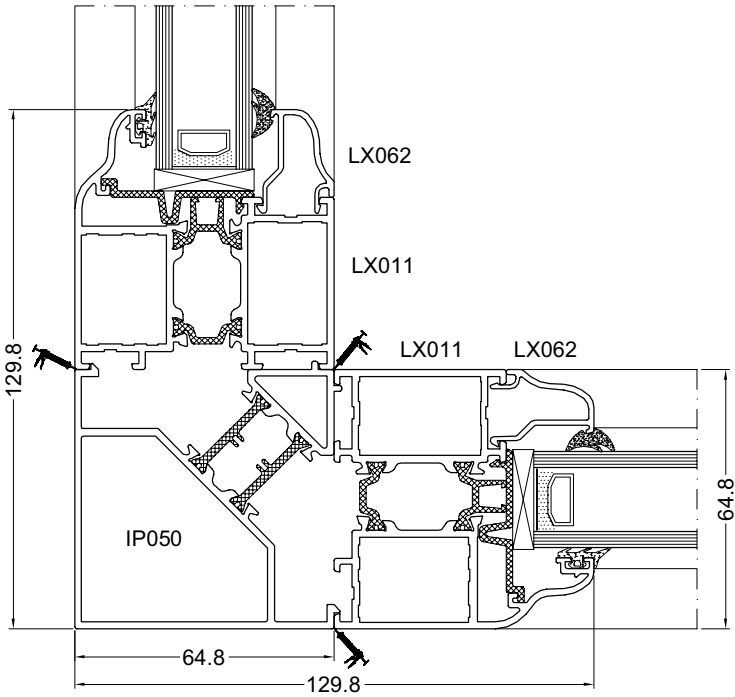
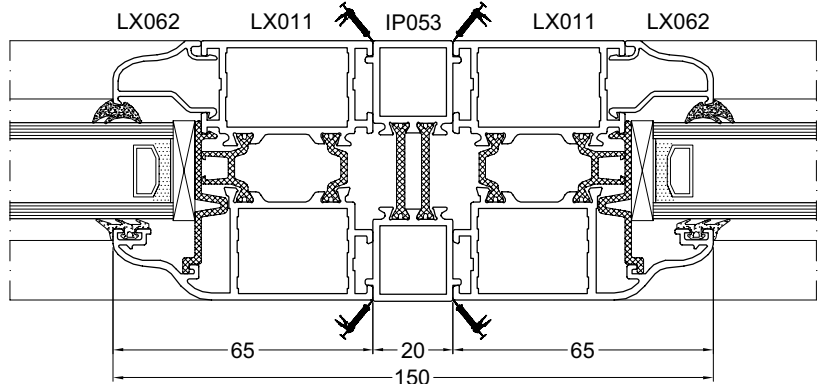
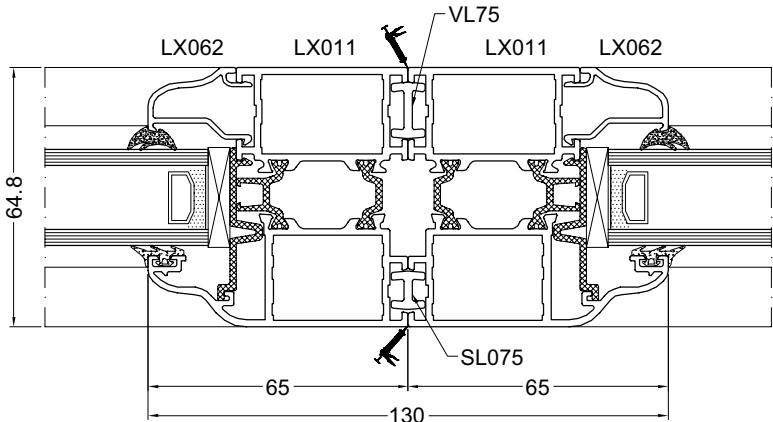
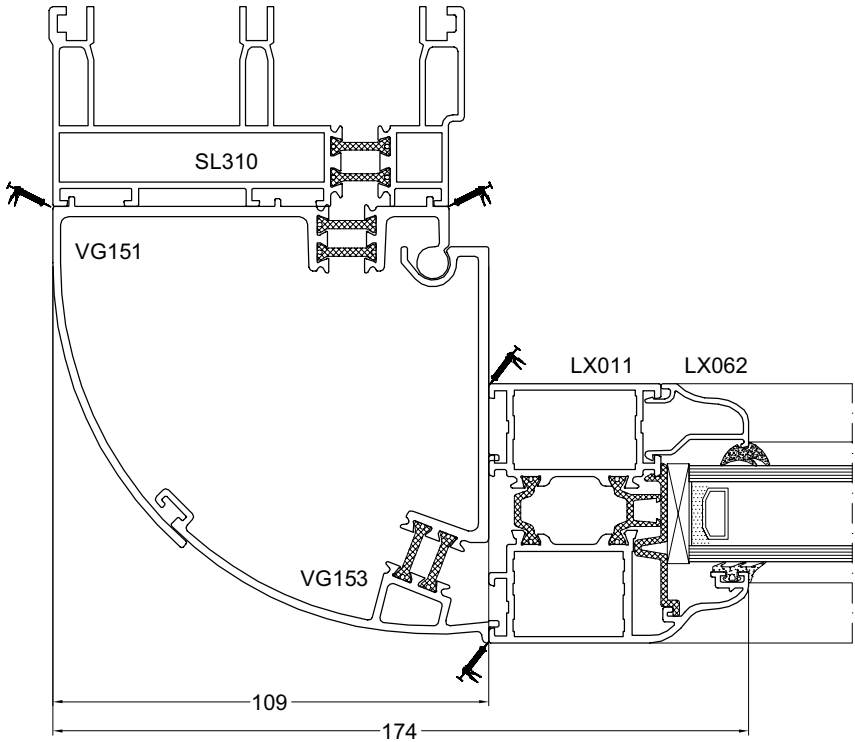
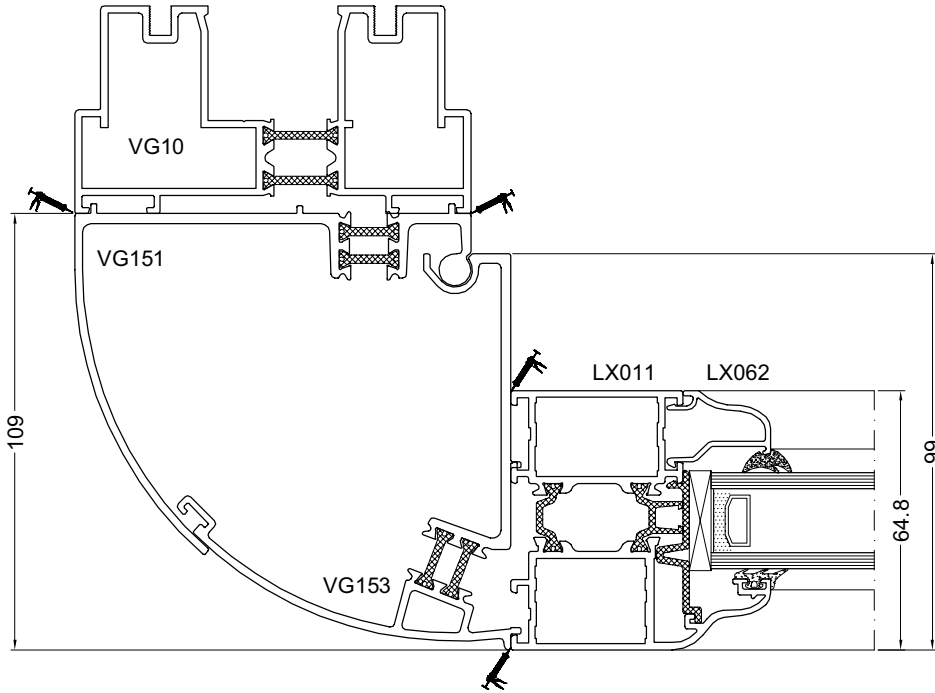
hangwerk



kop1

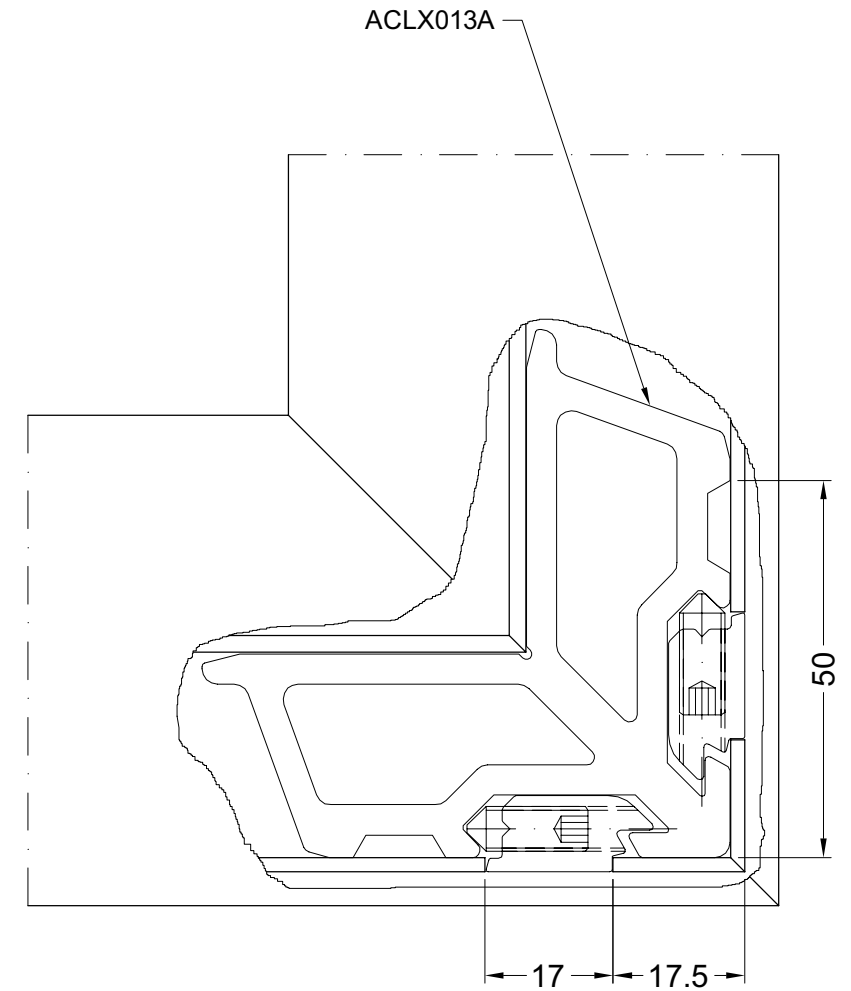
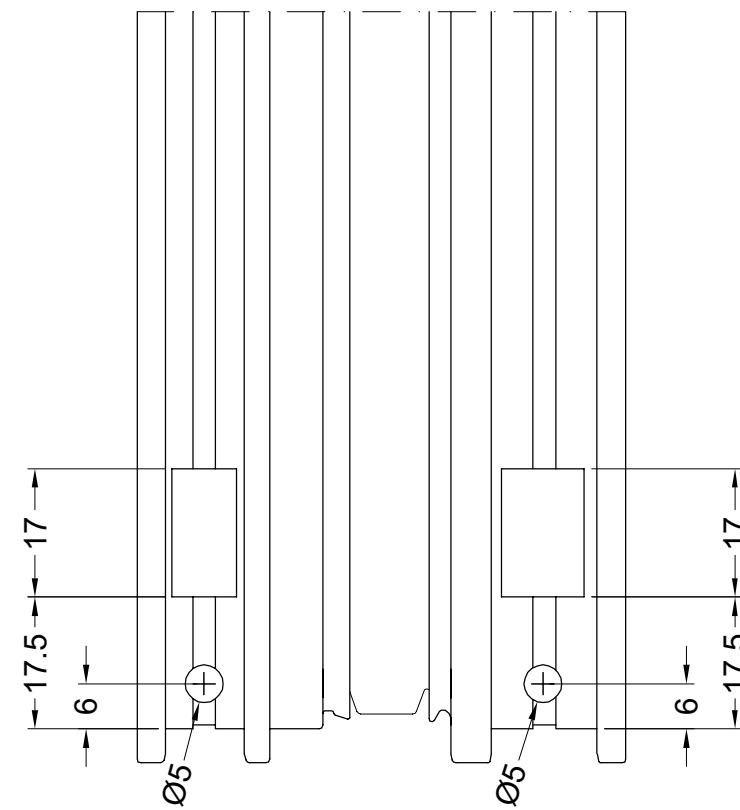
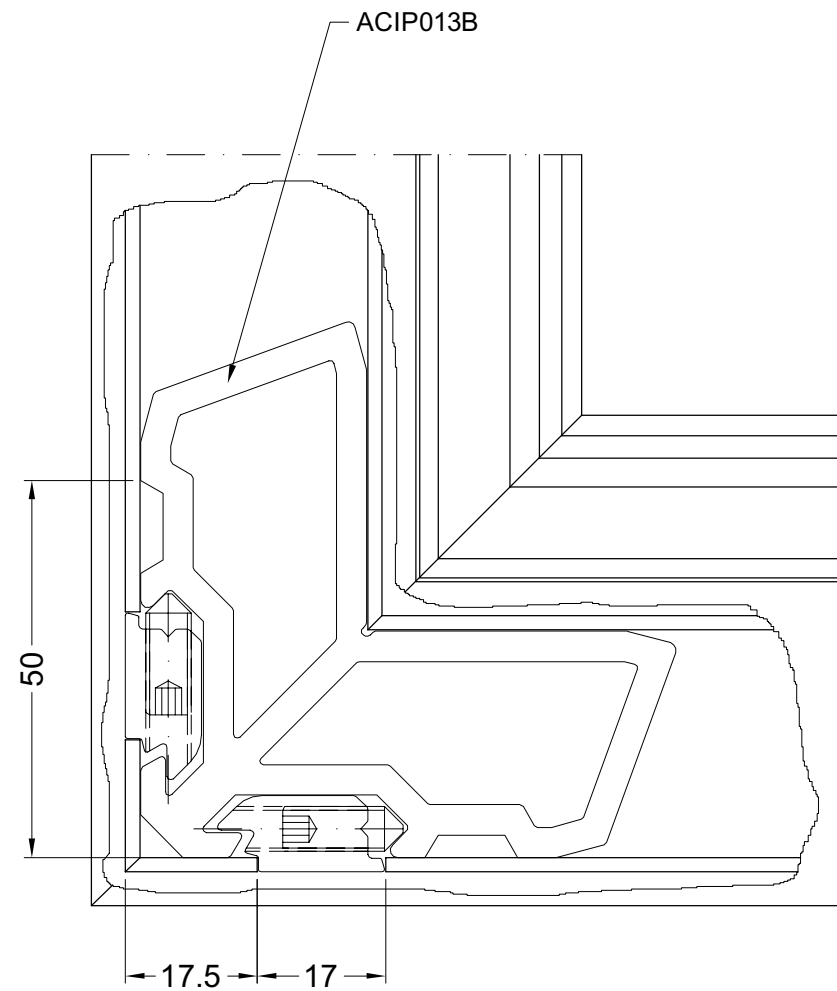
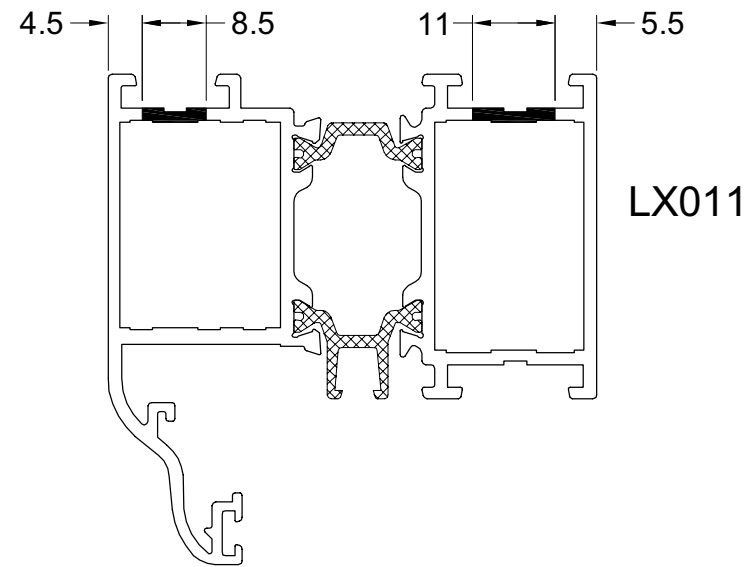


kop2

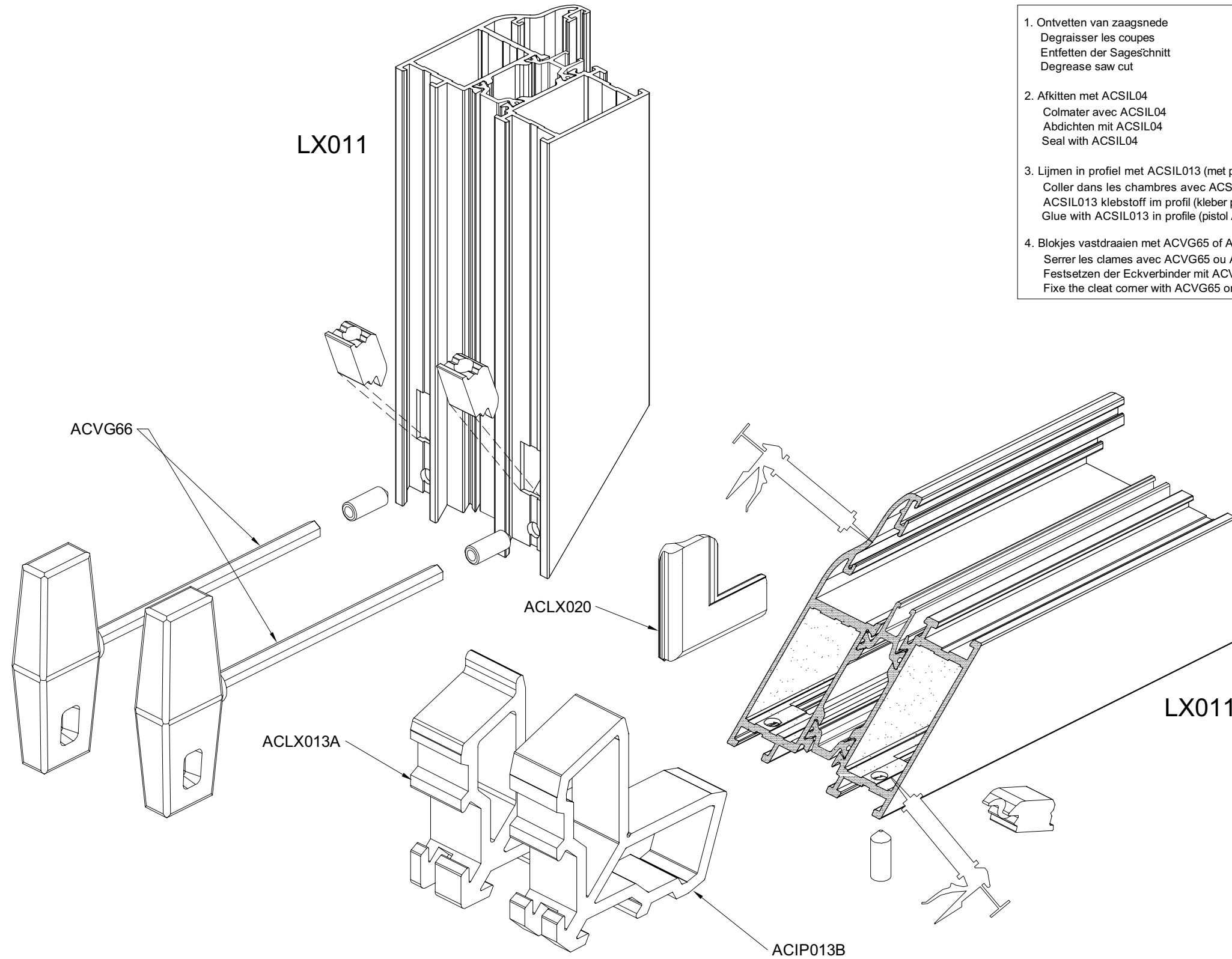


MONTAGE SCHROEFHOEK
MONTAGE CLAME A VISSER
AUFSTELLEN ECK SCHRAUBBAR
ASSEMBLY SCREWING CORNER

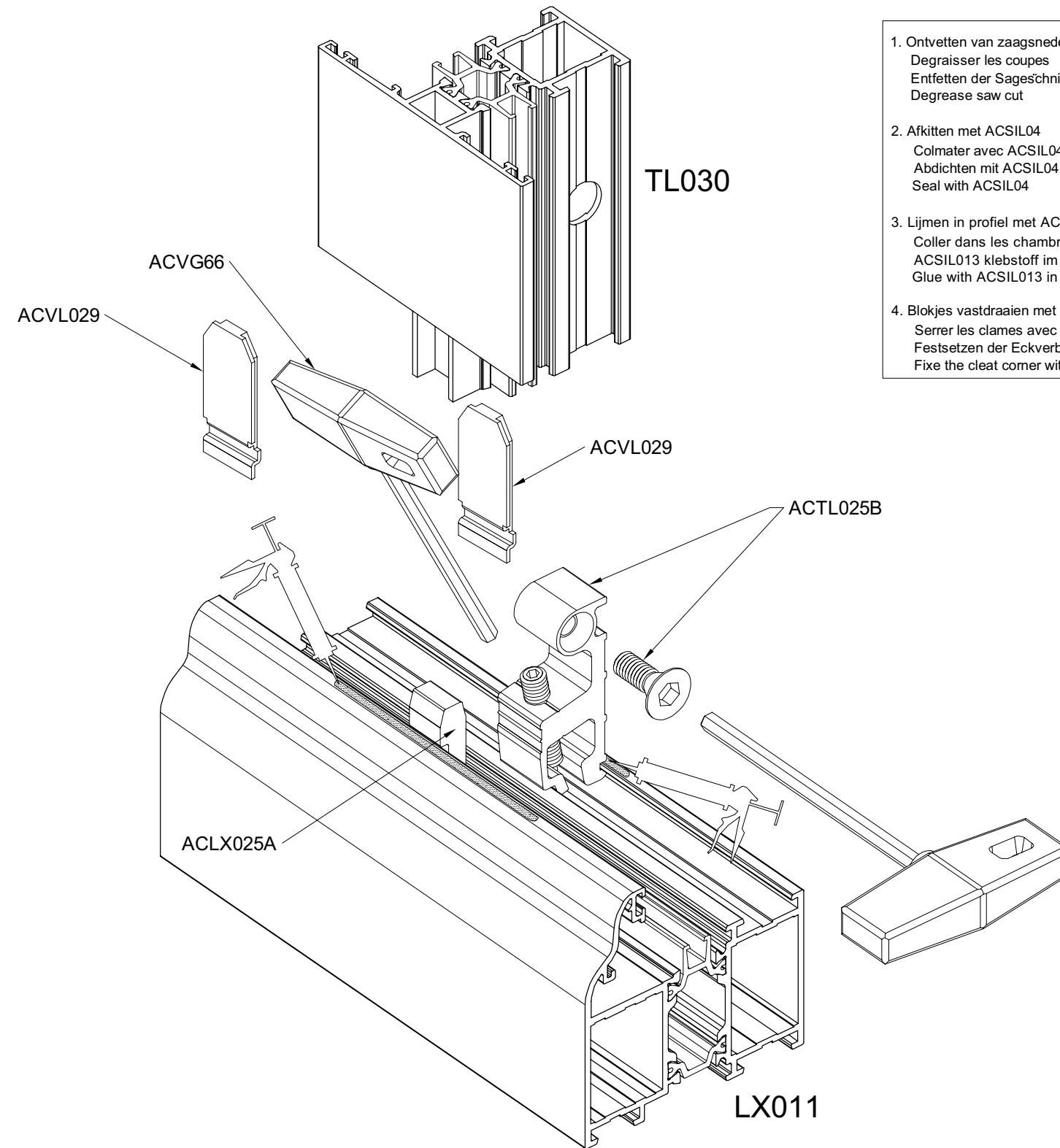
WERKTEKENINGEN - DESSINS DE CONSTRUCTION - KONSTRUKTIONZEICHNUNGEN - CONSTRUCTION DRAWINGS



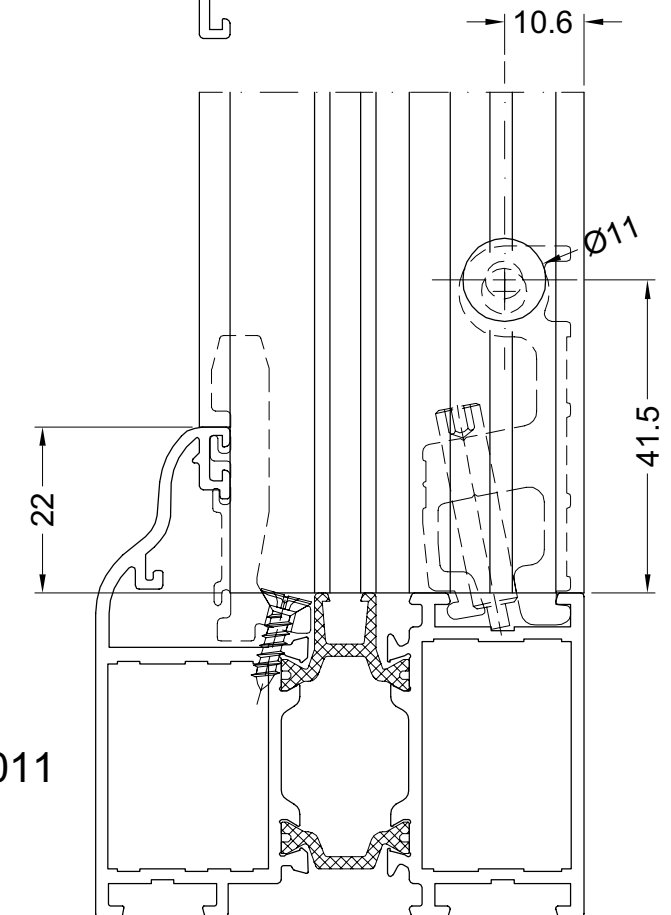
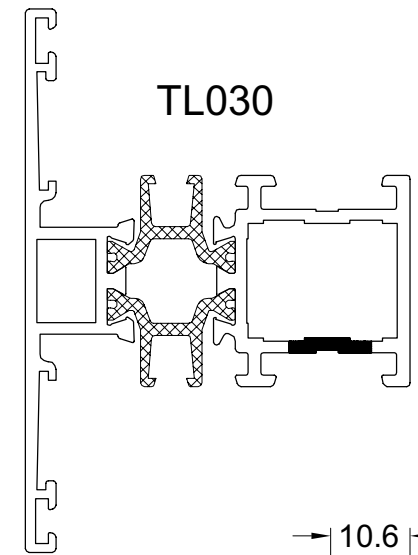
schroef



1. Ontvetten van zaagsnede
Degraisser les coupes
Entfetten der Sageschnitt
Degrease saw cut
2. Afkitten met ACSIL04
Colmater avec ACSIL04
Abdichten mit ACSIL04
Seal with ACSIL04
3. Lijmen in profiel met ACSIL013 (met pistool ACSIL08)
Coller dans les chambres avec ACSIL013 (pistolet ACSIL08)
ACSIL013 klebstoff im profil (kleber pistol ACSIL08)
Glue with ACSIL013 in profile (pistol ACSIL08)
4. Blokjes vastdraaien met ACVG65 of ACVG66
Serrer les clames avec ACVG65 ou ACVG66
Festsetzen der Eckverbinder mit ACVG65 oder ACVG66
Fixe the cleat corner with ACVG65 or ACVG66

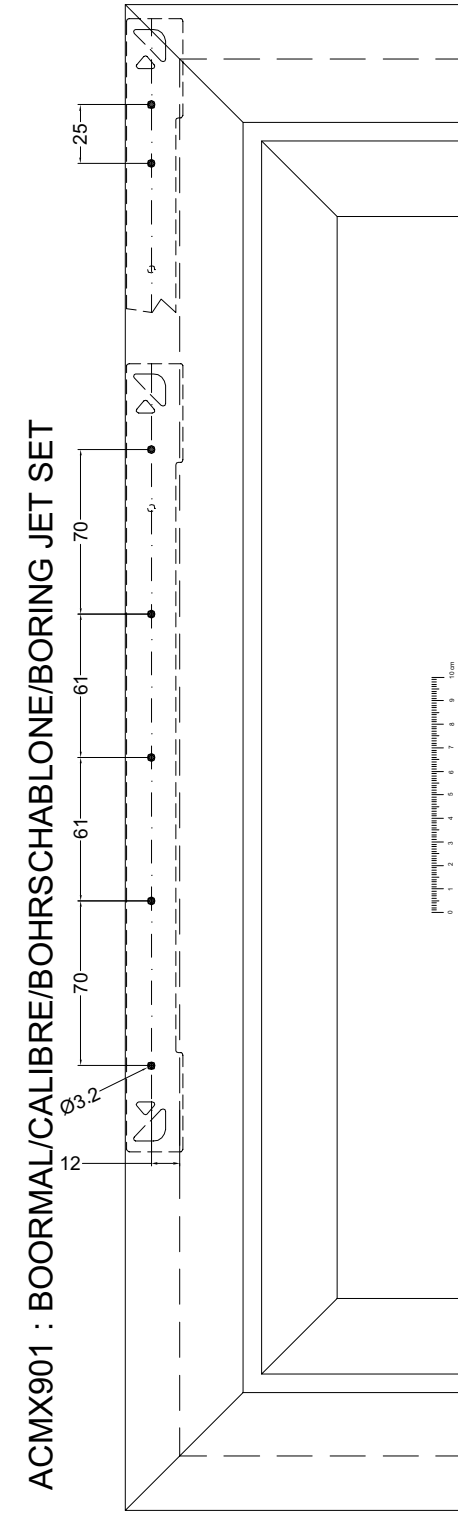
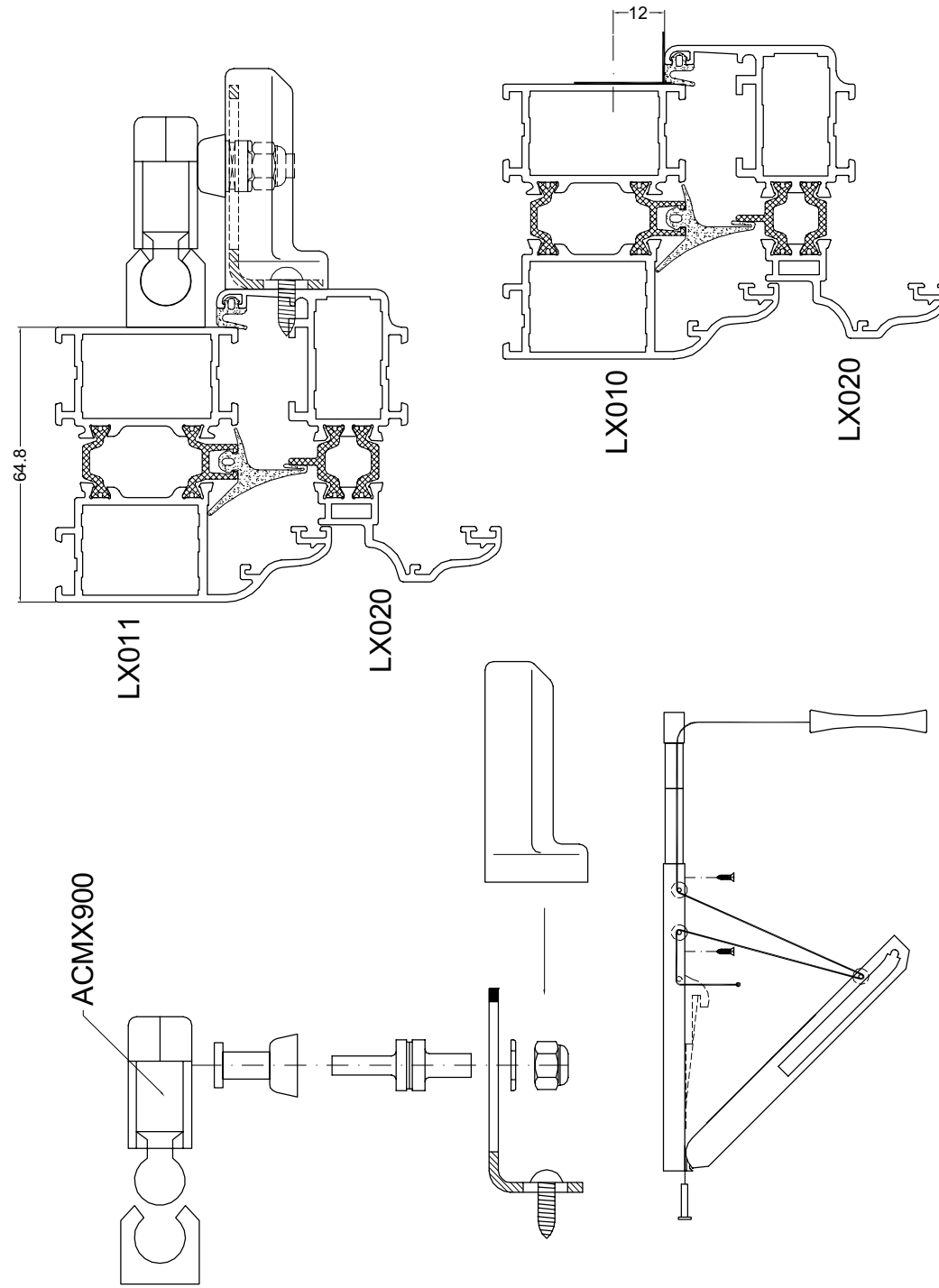
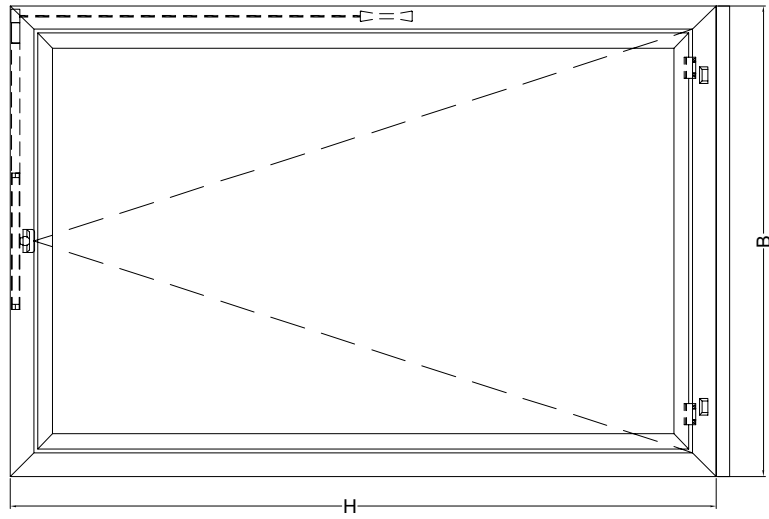


1. Ontvetten van zaagsnede
Degraisser les coupes
Entfetten der Sageschnitt
Degrease saw cut
2. Afkitten met ACSIL04
Colmater avec ACSIL04
Abdichten mit ACSIL04
Seal with ACSIL04
3. Lijmen in profiel met ACSIL013 (met pistool ACSIL08)
Coller dans les chambres avec ACSIL013 (pistolet ACSIL08)
ACSIL013 klebstoff im profil (kleber pistol ACSIL08)
Glue with ACSIL013 in profile (pistol ACSIL08)
4. Blokjes vastdraaien met ACVG66 EN ACVL150
Serrer les clames avec ACVG66 et ACVL150
Festsetzen der Eckverbinder mit ACVG66 und ACVL150
Fixe the cleat corner with ACVG66 and ACVL150



BESLAG KIPRAAM
FERRURE FENETRE BATTANT
BESCHLAG KIPFLUGEL
HARDWARE TILT CASEMENT

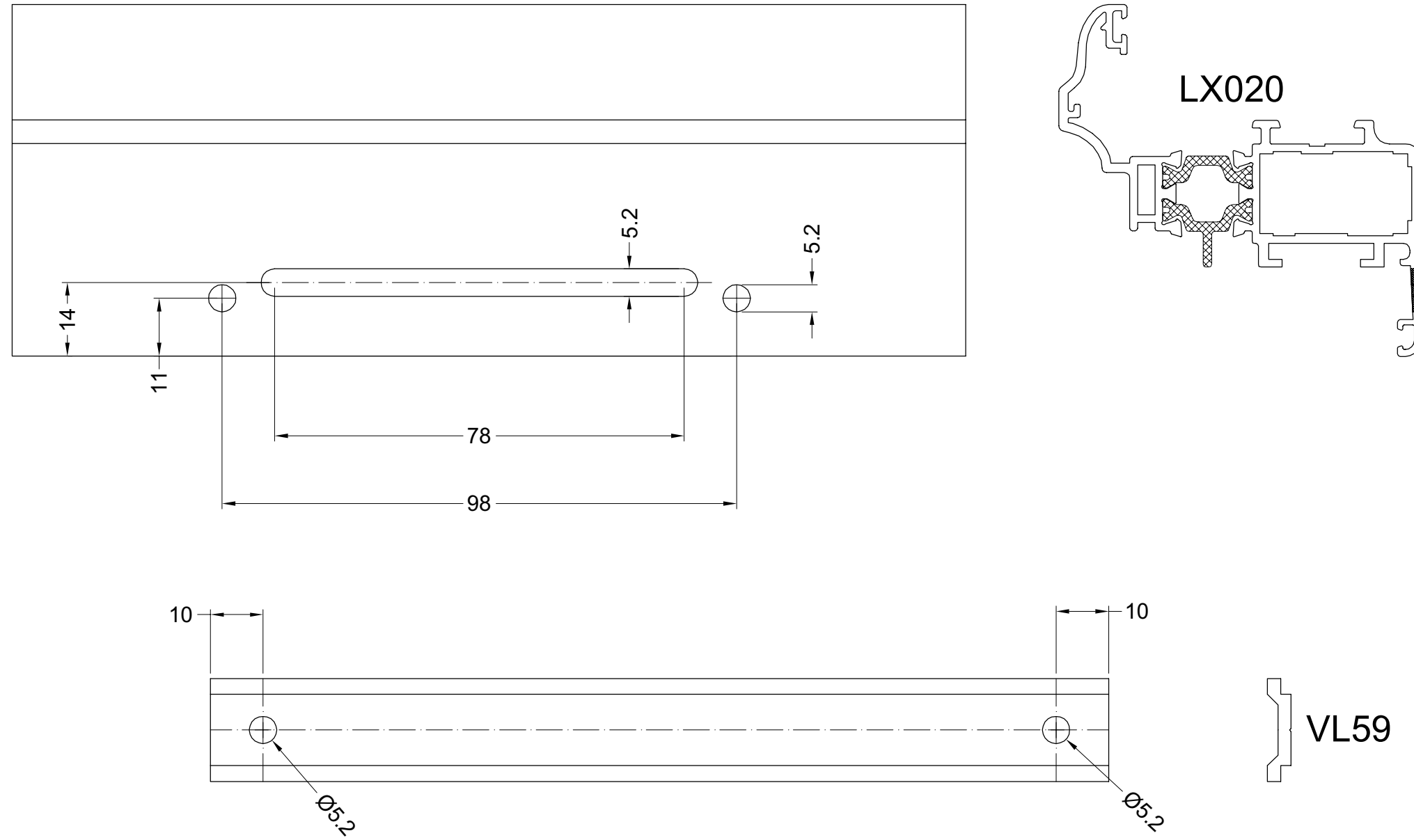
WERKTEKENINGEN - DESSINS DE CONSTRUCTION - KONSTRUKTIONZEICHNUNGEN - CONSTRUCTION DRAWINGS



ACMX901 : BOORMAL/CALIBRE/BOHRSCHABLONE/BORING JET SET

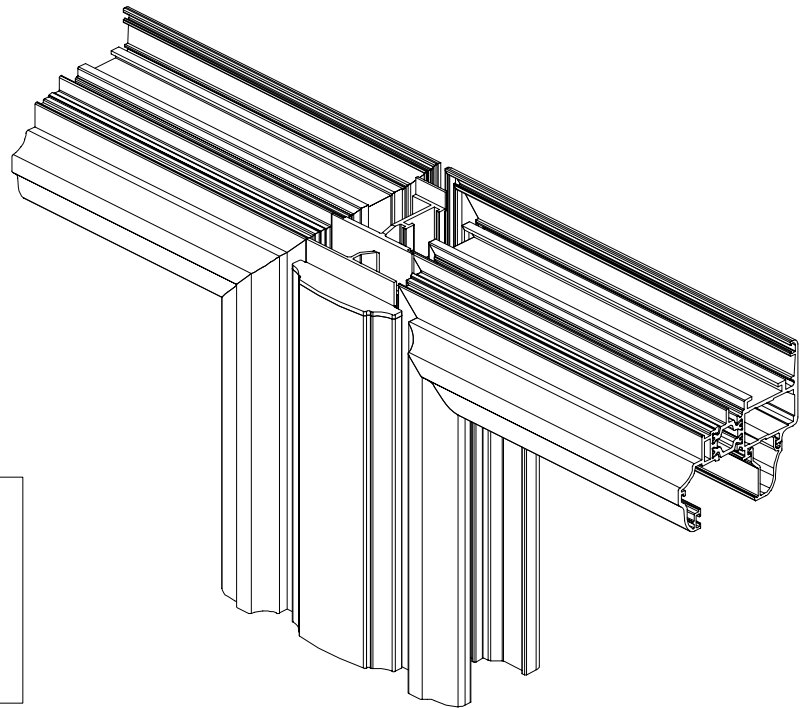
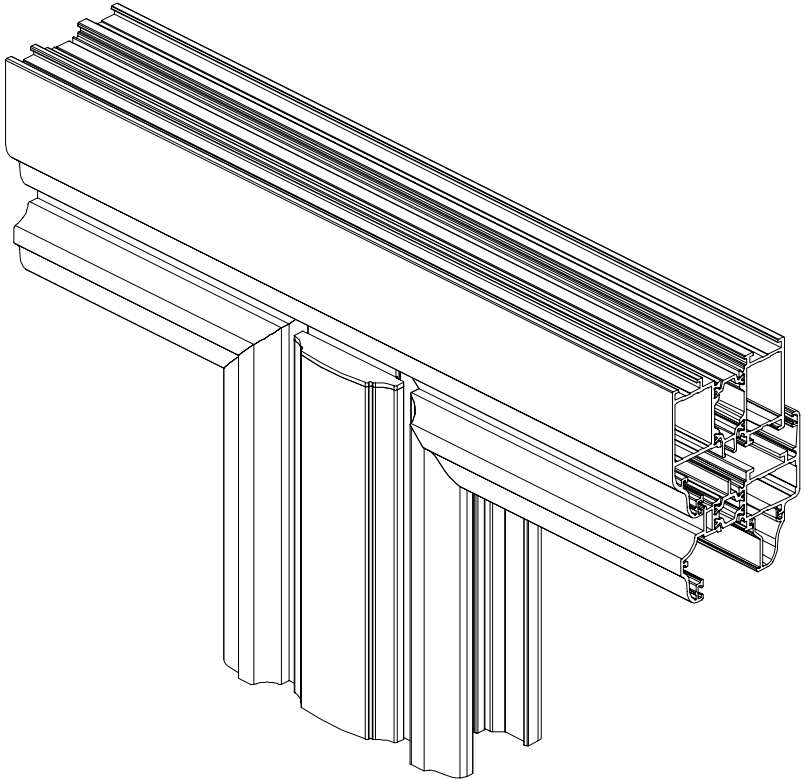
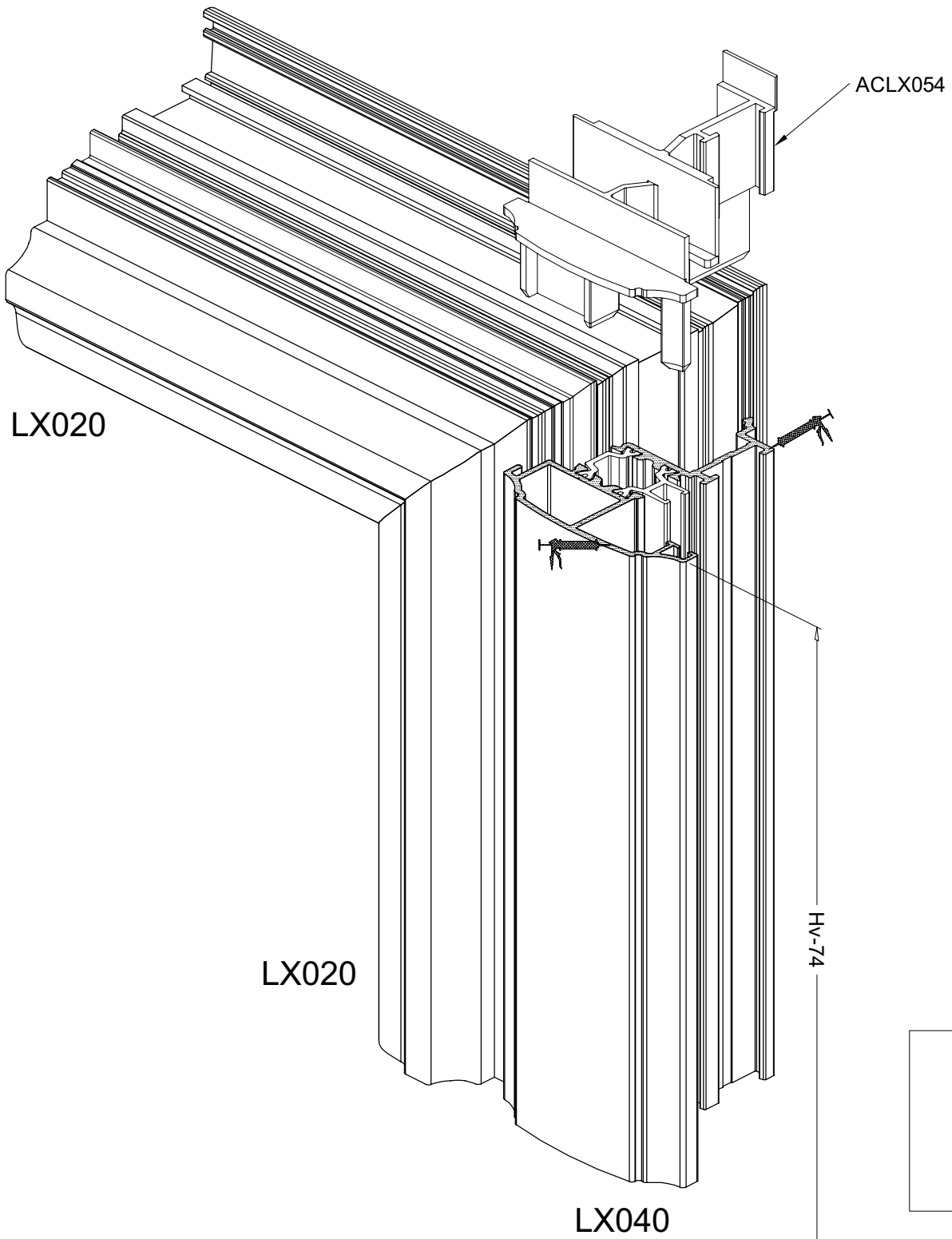
UITSPARING VOOR KRUK ACFA081
ENTAILLE POUR CREMONE ACFA081
AUSSPARUNG FÜR GETRIEBE ACMFA081
MACHINING FOR HANDLES ACFA081

WERKTEKENINGEN - DESSINS DE CONSTRUCTION - KONSTRUKTIONZEICHNUNGEN - CONSTRUCTION DRAWINGS



MONTAGE ACLX054
MONTAGE ACLX054
AUFSTELLEN ACLX054
ASSEMBLY ACLX054

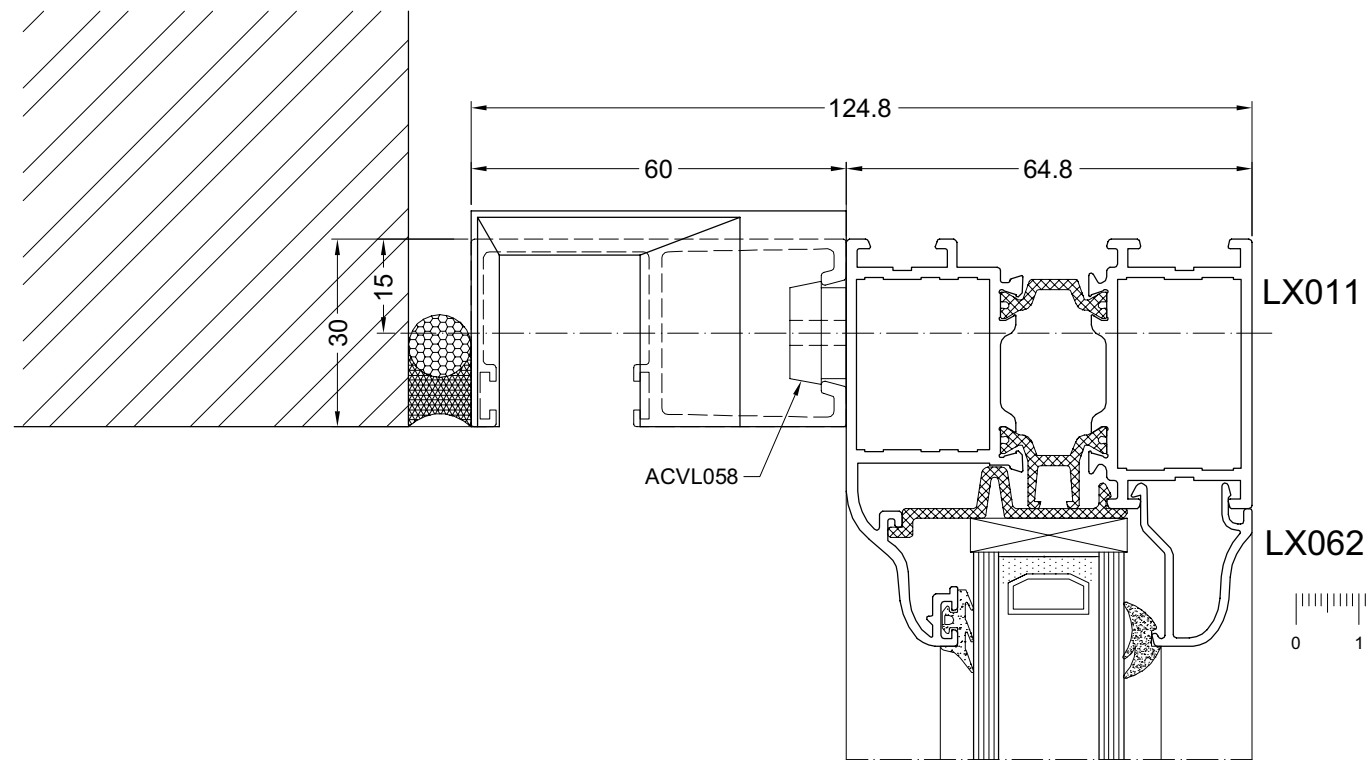
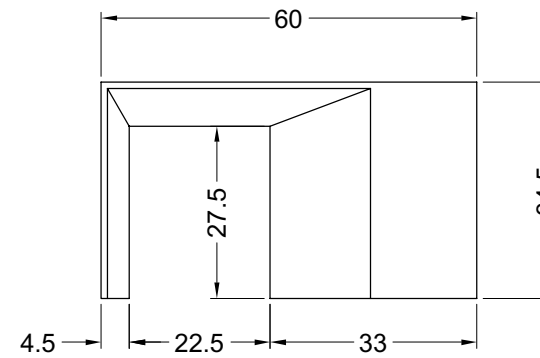
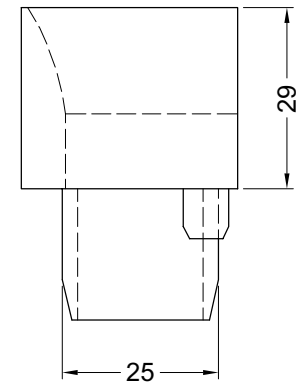
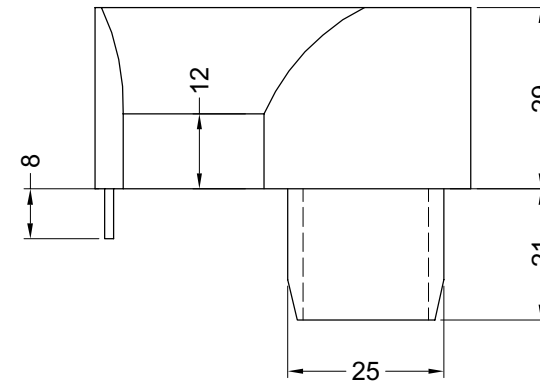
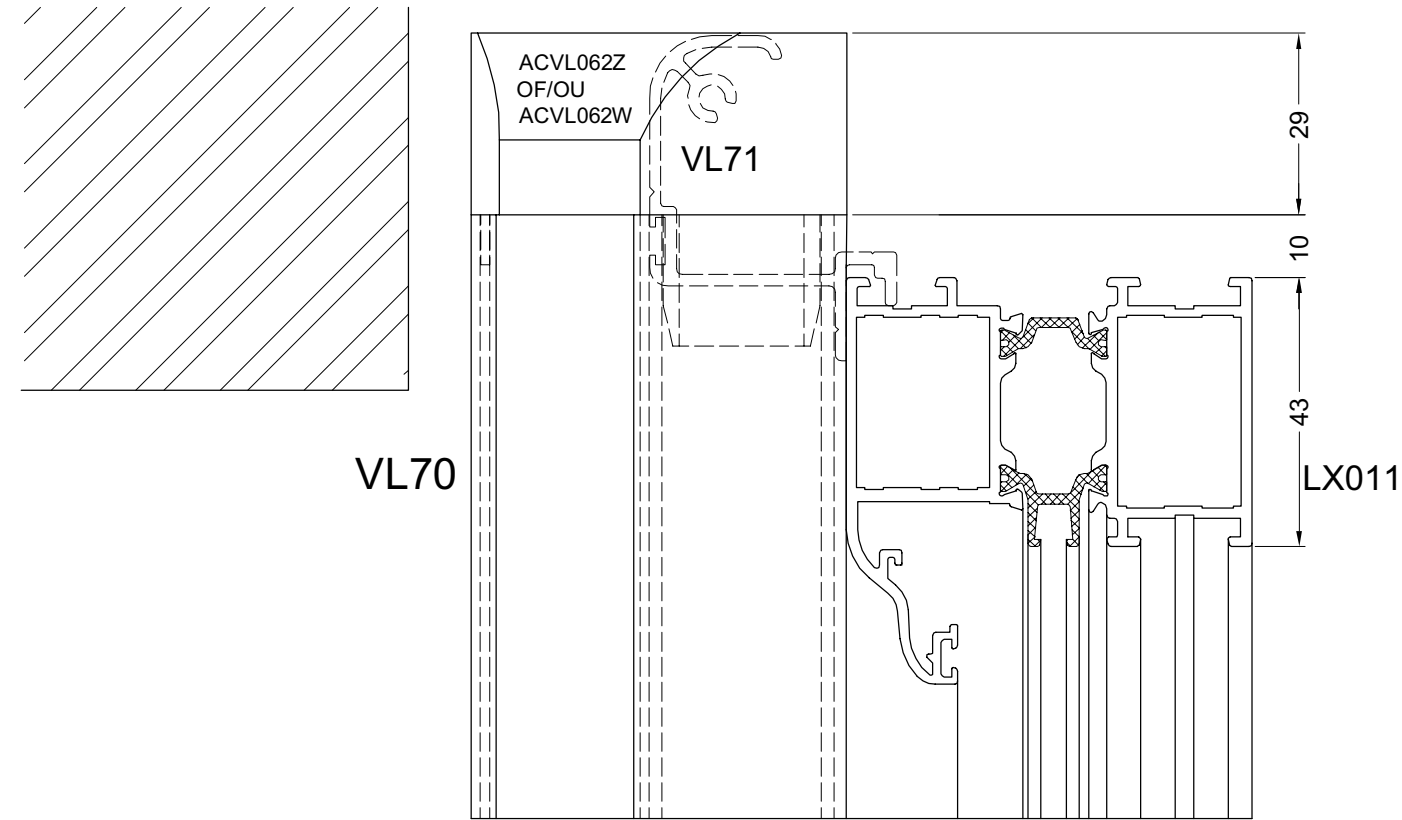
WERKTEKENINGEN - DESSINS DE CONSTRUCTION - KONSTRUKTIONZEICHNUNGEN - CONSTRUCTION DRAWINGS



HV= Vleugelhoogte
Hauteur d'ouvrant
Flügel hohe
Vent height

INLOOPSTUK ROLLUIK
EMBOUÉ POUR GUIDE STORE
EINLAUFSTÜCK ROLLADEN FUHRUNG
ENTERPIECE FOR ROLLING SHUTTER

WERKTEKENINGEN - DESSINS DE CONSTRUCTION - KONSTRUKTIONZEICHNUNGEN - CONSTRUCTION DRAWINGS

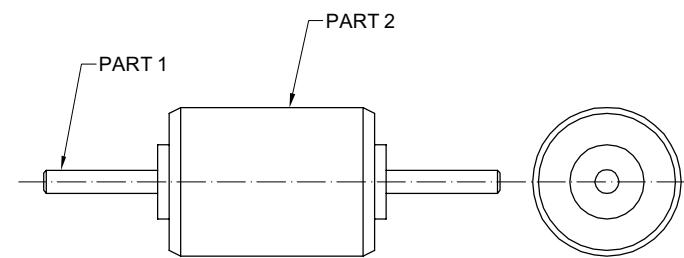
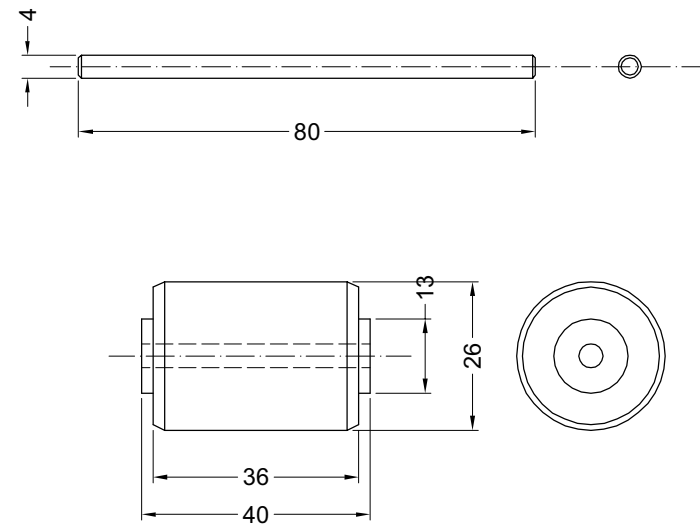
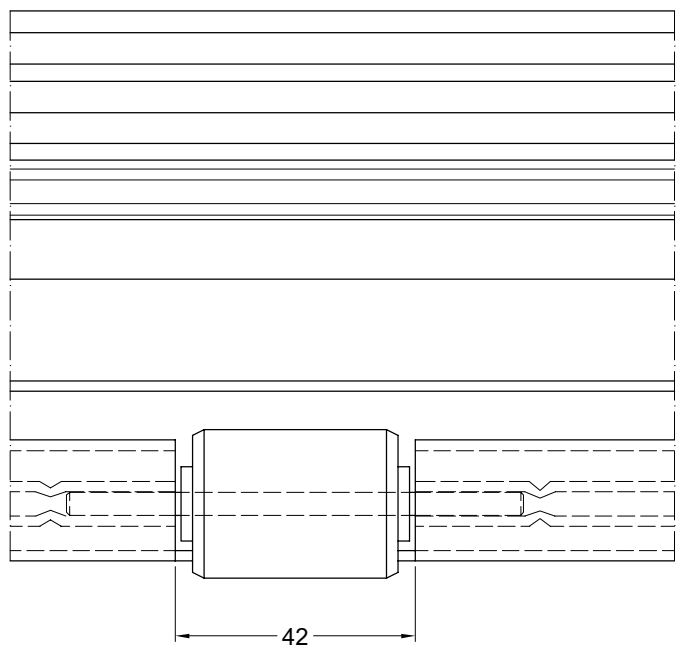
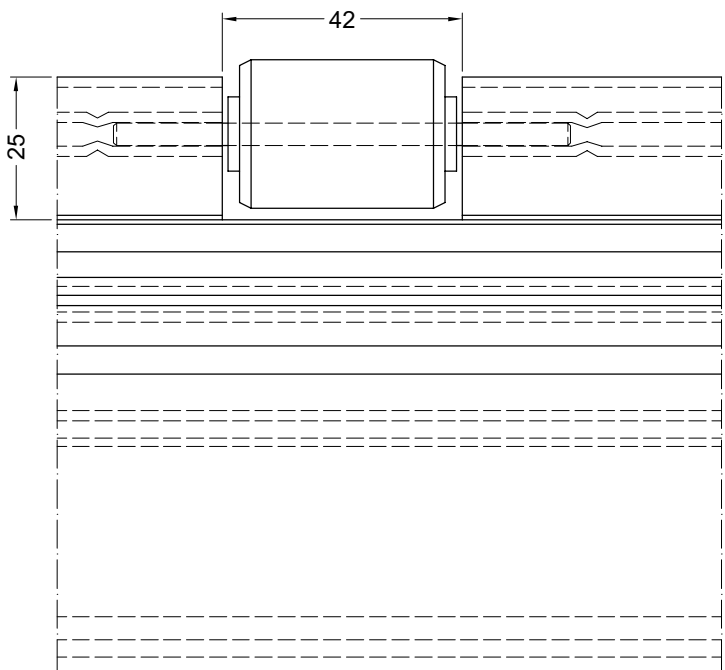
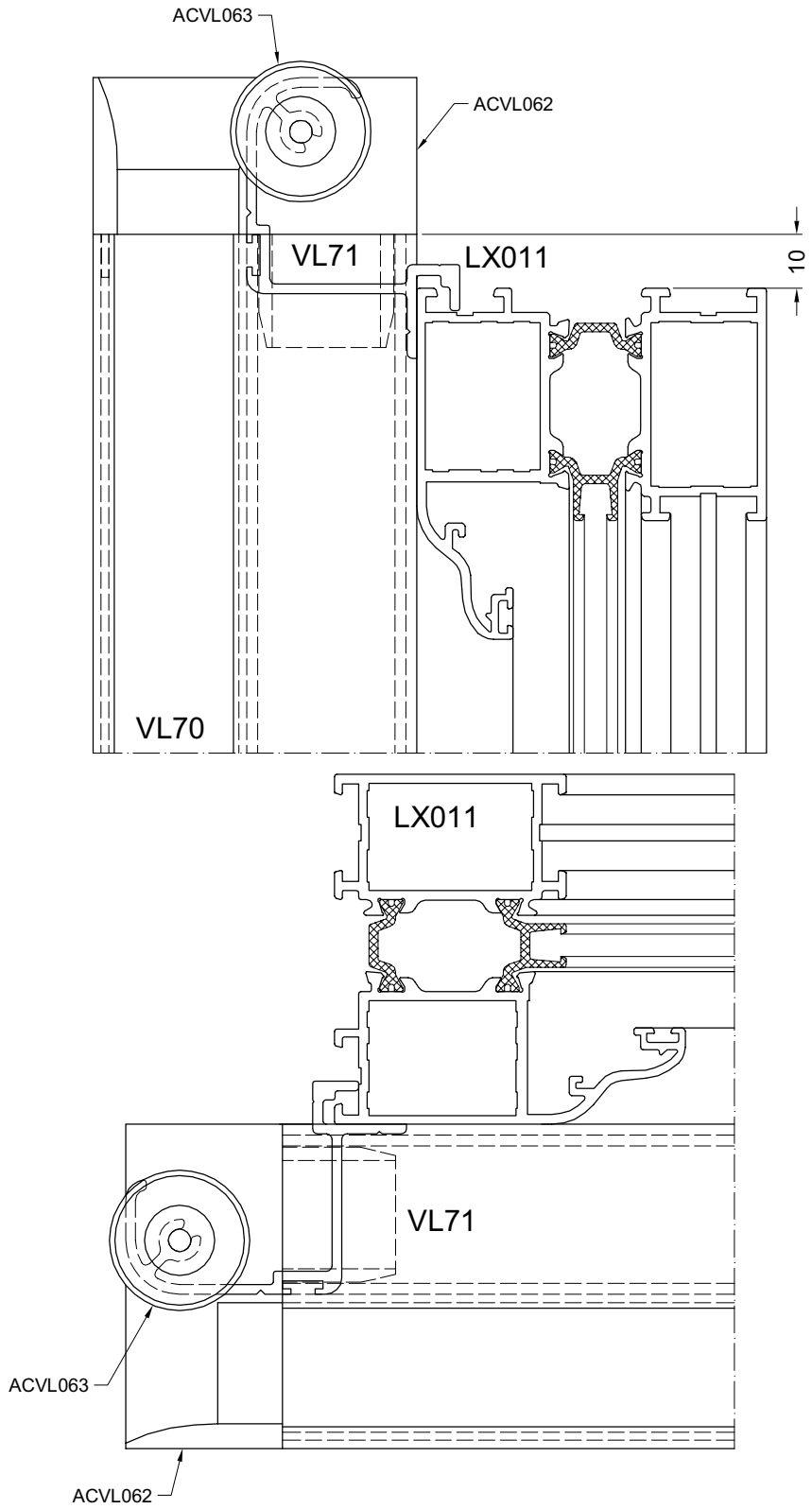


Z = ZWART-NOIR-SCHWARZ-BLACK
W = WIT-BLANC-WEISS-WHITE

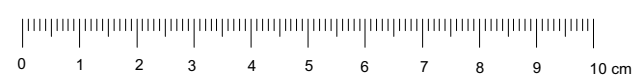


AANDRUKROL VOOR ROLLUIK
ROULETTE PRESSION POUR VOLET
Distanzrol für Rolllade
GUIDING ROLL FOR SHUTTER

WERKTEKENINGEN - DESSINS DE CONSTRUCTION - KONSTRUKTIONZEICHNUNGEN - CONSTRUCTION DRAWINGS



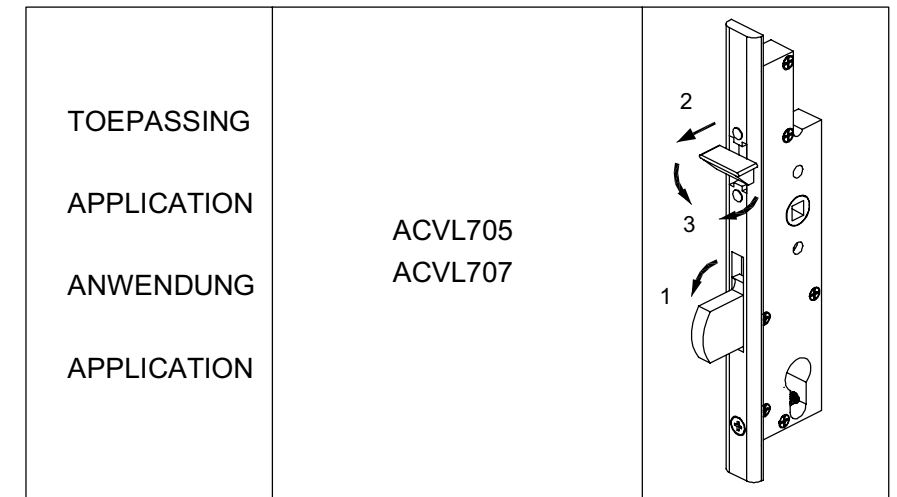
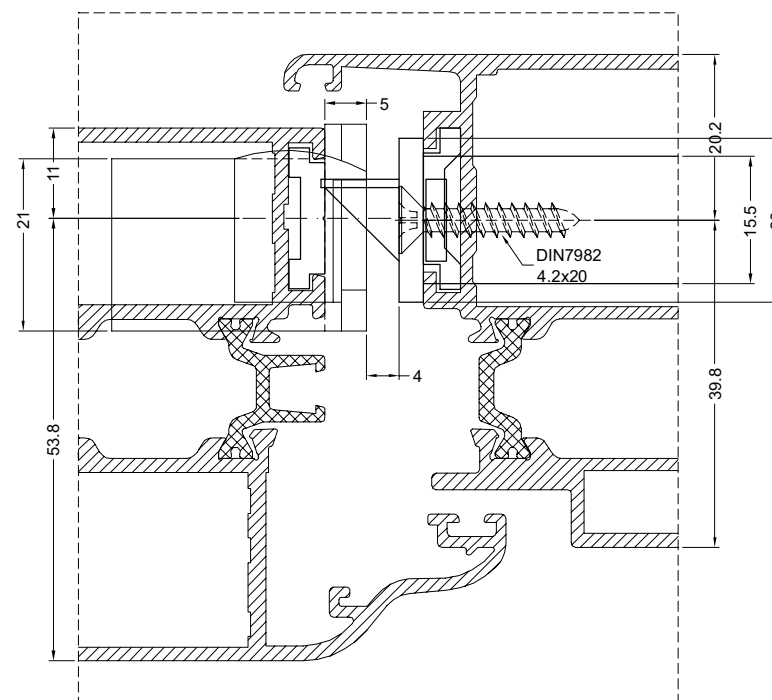
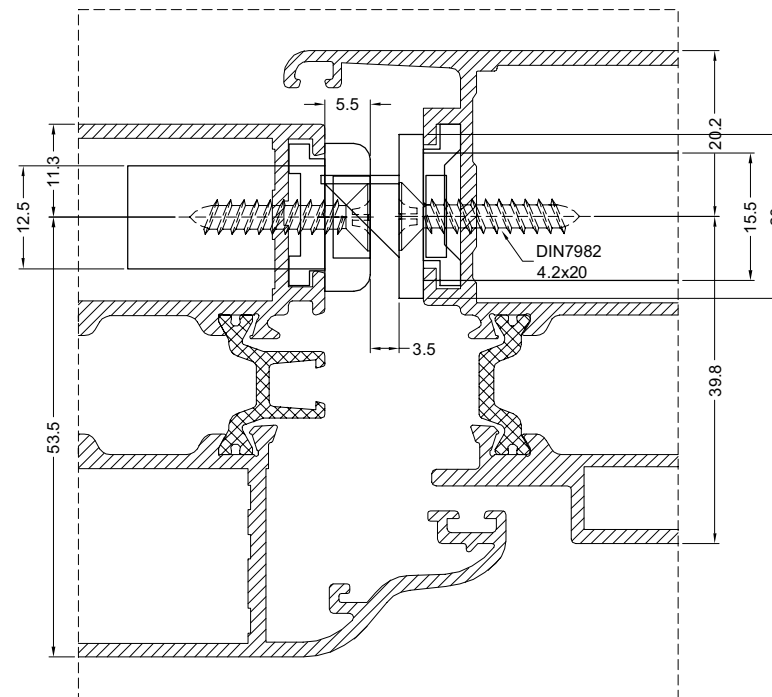
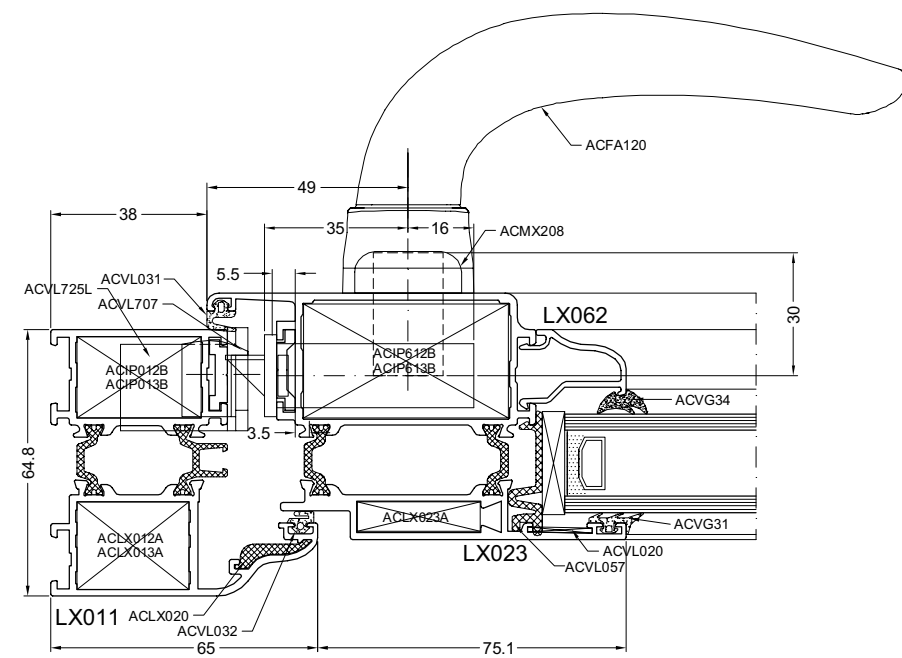
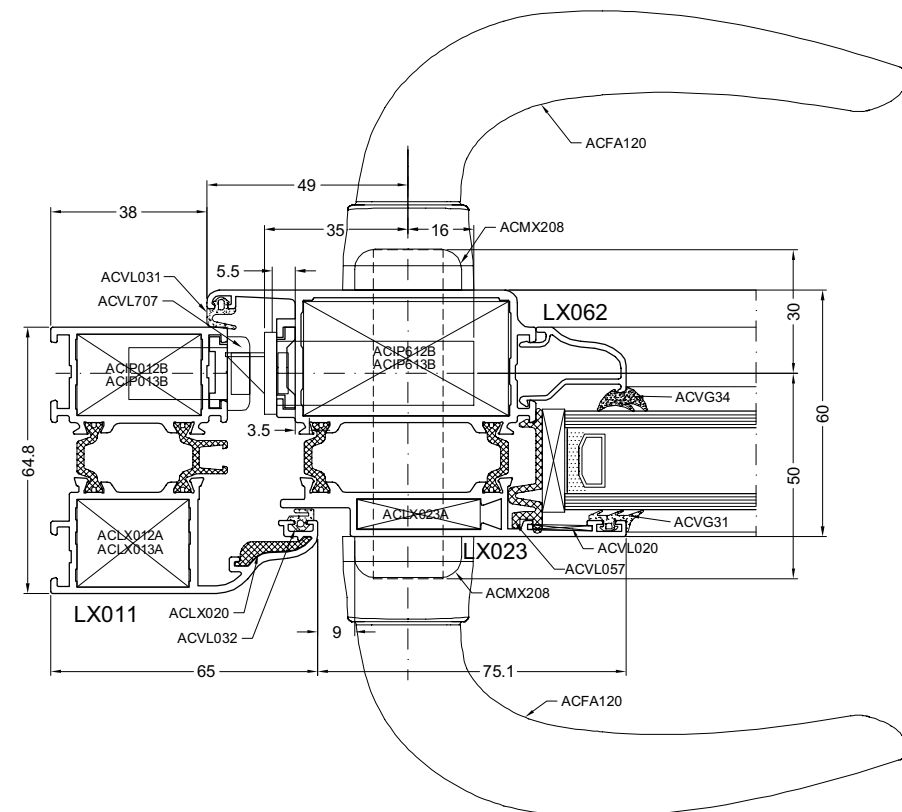
ACVL063



rolluik2

MONTAGE SLOT IN LX011/LX023
MONTAGE SERRURE DANS LX011/LX023
MONTAGE SCHLOSSER IN LX011/LX023
MONTAGE LOCK IN LX011/LX023

WERKTEKENINGEN - DESSINS DE CONSTRUCTION - KONSTRUKTIONZEICHNUNGEN - CONSTRUCTION DRAWINGS

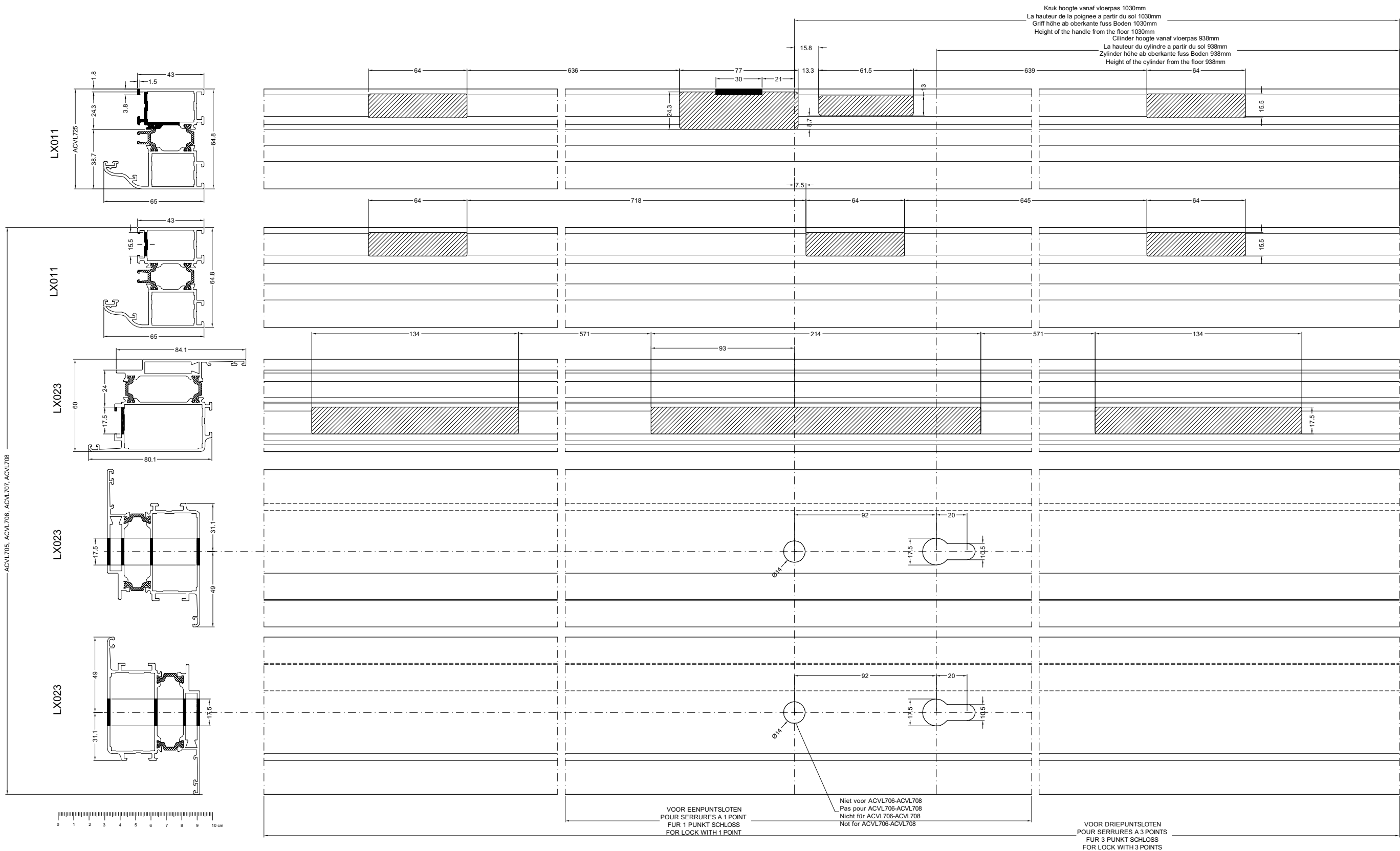


DEUR PORTE TUR DOOR	Penslot Serrure à pène Schloss mit Falle Lock with pen		Rolslot Serrure à rouleau Schloss mit rolle Lock with roll	
	1-punt 1-point 1-Punkt 1-Point	3-punt 3-points 3-Punkt 3-Points	1-punt 1-point 1-Punkt 1-Point	3-punt 3-points 3-Punkt 3-Points
Binnendraaiend Ouvrant vers l'intérieur Innen öffnend Inside opening	ACVL705	ACVL707	ACVL706	ACVL708
Elektrische slotplaat Electrique gache Elektrische schliess platte Electric lock plate	ACVL725 L/R	ACVL725 L/R		

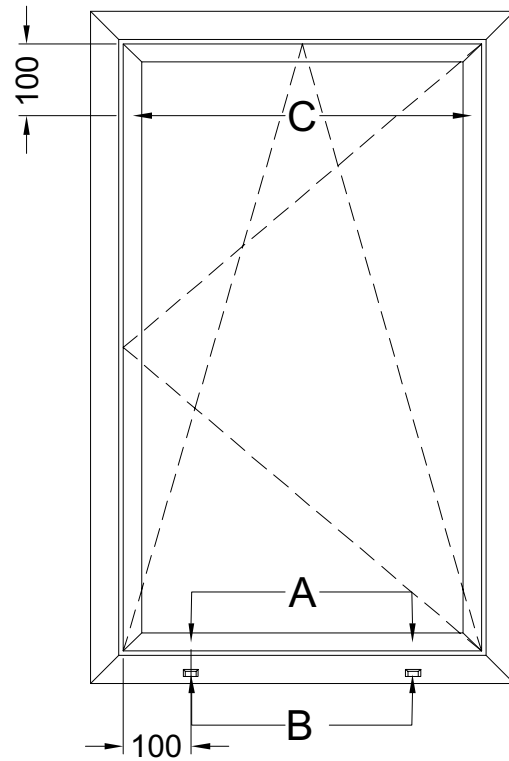
Cilinderplaatje Cache cylindre Zylinder-rosette Cover for cylinder	Cilinder Cylindre Zylinder Cylinder	Cilinder 1/2 Cylindre 1/2 Zylinder 1/2 Cylinder 1/2
ACMX208 2x	ACVL117	ACMX01601

UITSPARING BINNEN DRAAIENDE DEUREN VOOR SLOT ACVL705 - ACVL706 - ACVL707 - ACVL708 - ACVL725
 ENTAILLE PORTES OUVRANT VERS L'INTERIEUR POUR SERRURE ACVL705 - ACVL706 - ACVL707 - ACVL708 - ACVL725
 EINBAU TUREN NACH INNEN OFFNEND FÜR SCHLOSSER ACVL705 - ACVL706 - ACVL707 - ACVL708 - ACVL725
 EMBEDDING INSIDE OPENING DOORS FOR LOCK ACVL705 - ACVL706 - ACVL707 - ACVL708 - ACVL725

WERKTEKENINGEN - DESSINS DE CONSTRUCTION - KONSTRUKTIONZEICHNUNGEN - CONSTRUCTION DRAWINGS



lxslot1

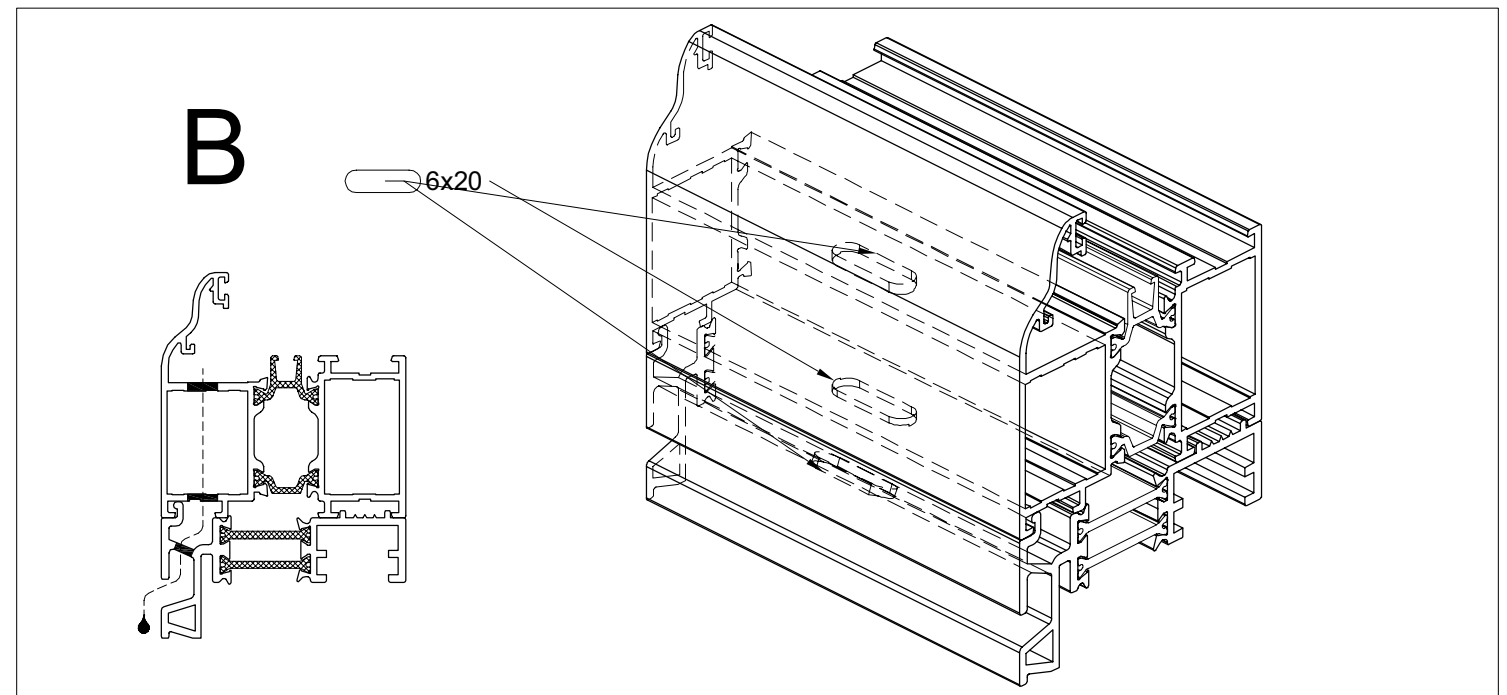
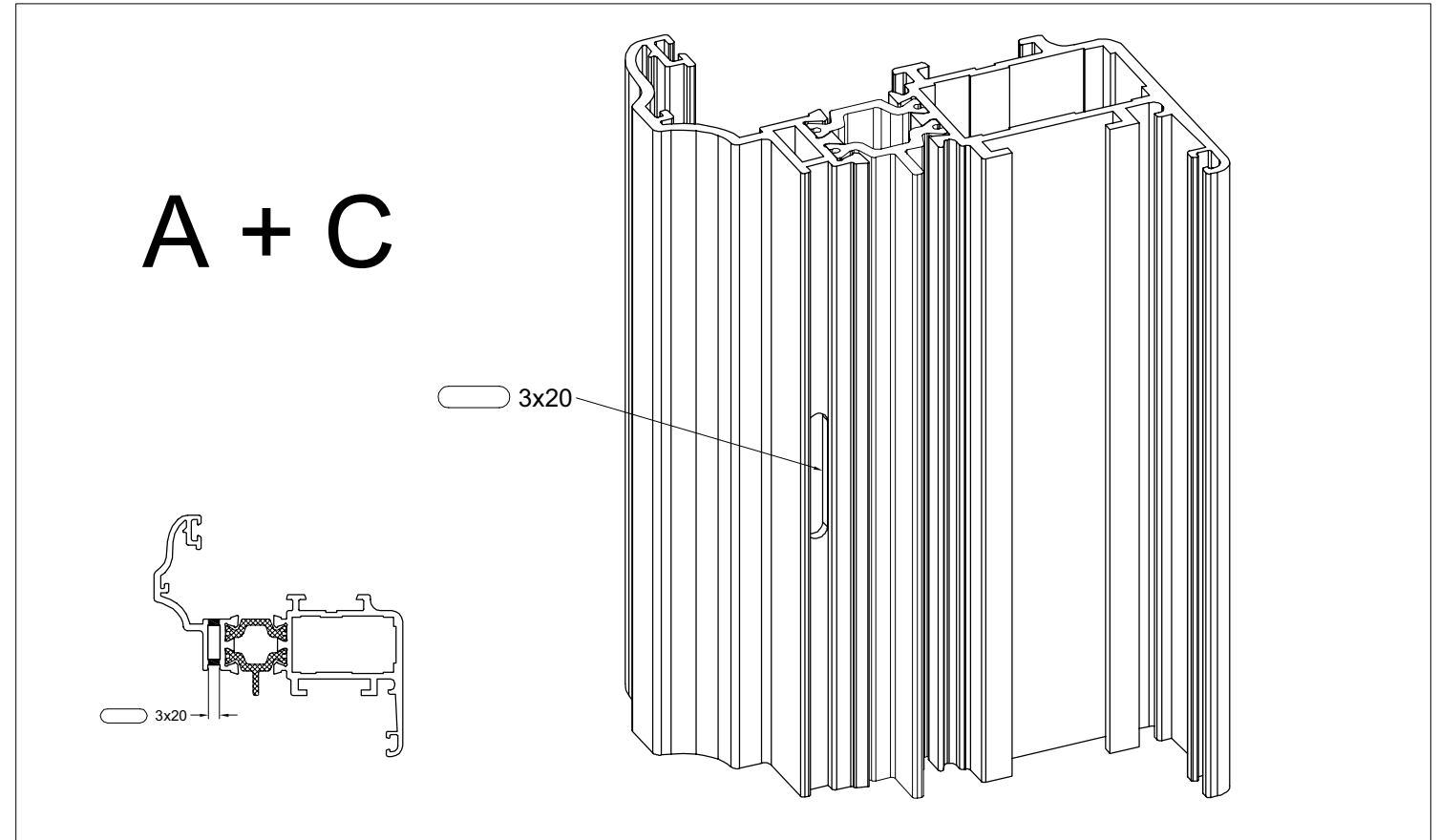


Toe te passen op ALLE vleugels
Appliquer à TOUS les ouvrants
Anwenden auf ALLE Flügel
Apply to ALL vents

A : Ontluchting glassponning
Ventilation feuillure
Entlüftung Glasfälze
Ventilation glass groove

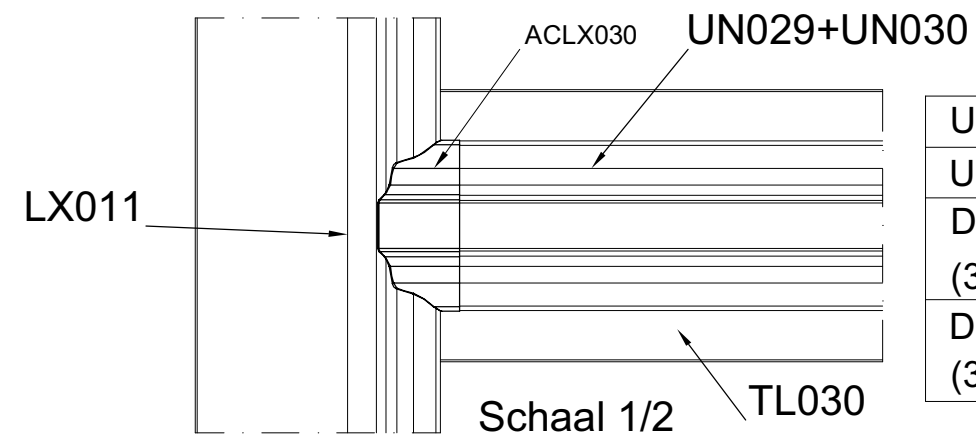
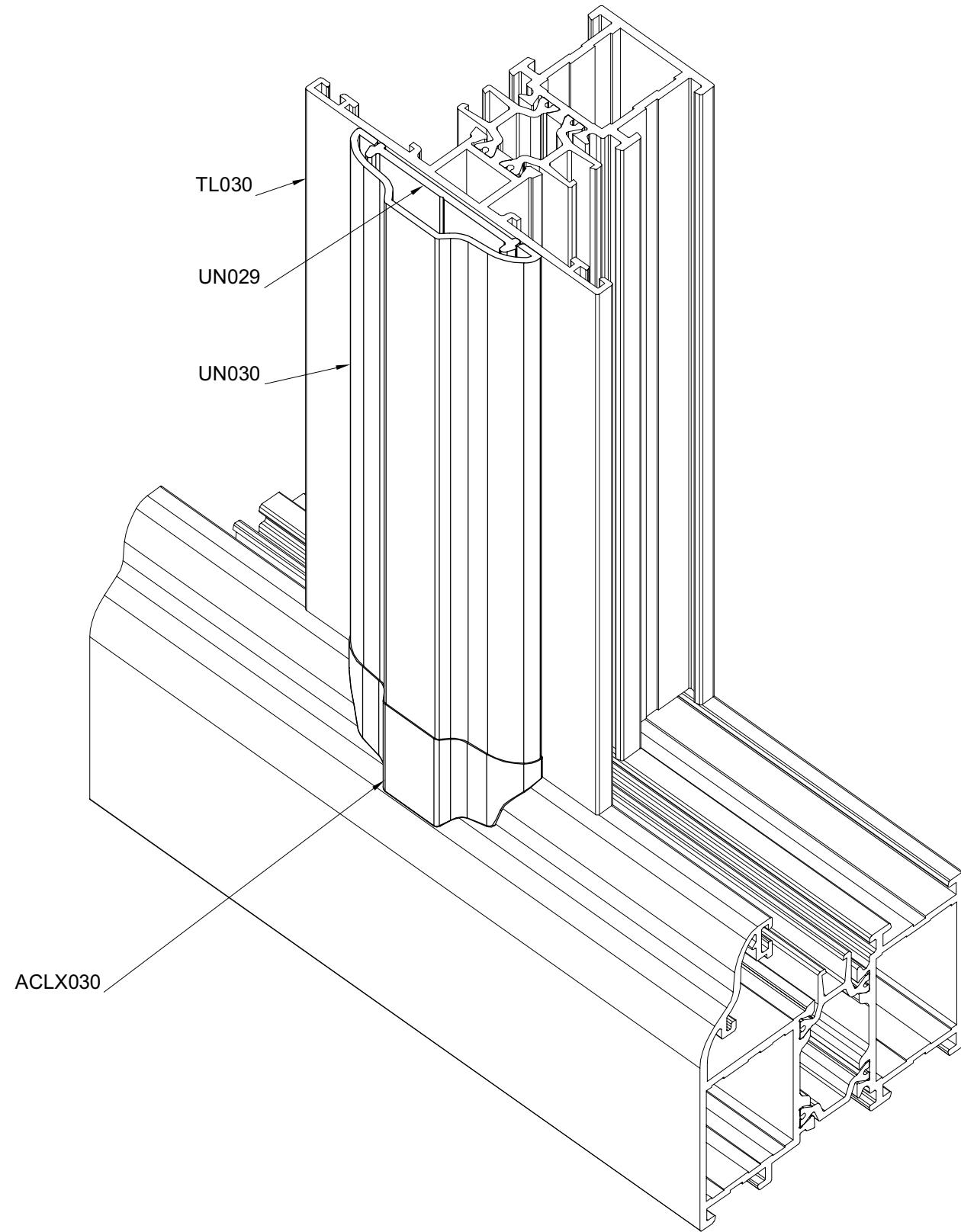
B : Ontwatering buitenkader
Drainage dormant
Entwässerung Rahmen
Drainage outer frame

C : Ontluchting glassponning
Ventilation feuillure
Entlüftung Glasfälze
Ventilation glass groove



MONTAGE ACLX030
MONTAGE ACLX030
MONTAGE ACLX030
MONTAGE ACLX030

WERKTEKENINGEN - DESSINS DE CONSTRUCTION - KONSTRUKTIONZEICHNUNGEN - CONSTRUCTION DRAWINGS



UN029		A-112
UN030		A-9
DIN7982 (3,5 X 13)	voor, pour für, for ACLX030	2
DIN7982 (3,5 X 13)	voor, pour für, for UN029	1/30cm

