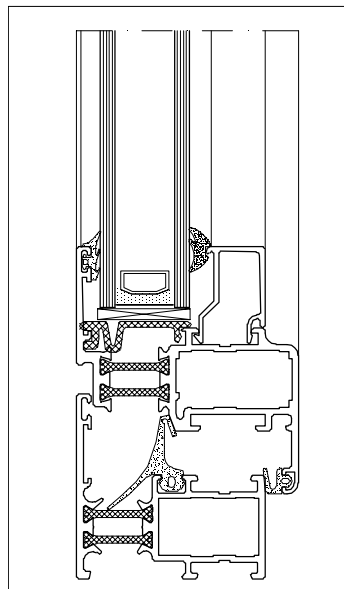


visoline

RAMEN EN DEUREN - 51mm
FENETRES ET PORTES - 51mm
FENSTER UND TUREN - 51mm
WINDOWS AND DOORS - 51mm



VLa	PROFIELEN _____ P. 27 PROFILS PROFILE PROFILES
VLb	TOEBEHOREN _____ P. 73 ACCESSOIRES ZUBEHORTEILE ACCESSORIES
VLc	DOORSNEDEN _____ P. 145 COUPES SCHNITT SECTIONS
VLd	STATICA _____ P. 291 STATIQUE STATIK STATICS
VLe	ZAAGTABELLEN _____ P. 295 TABLES DE SCIAGES ZUSCHNITT-TABELLEN SAWING TABLES
VLf	WERKTEKENINGEN _____ P. 325 DESSINS DE CONSTRUCTION KONSTRUKTIONZEICHNUNGEN CONSTRUCTION DRAWINGS

AFKORTINGEN / ABBREVIATIONS / ABKURZUNGEN / ABBREVIATIONS

BR = BRUT - BRUT - ROH - BRUT

AN = GEANODISEERD - ANODISE - ELOXIERT - ANODISED

AN (■) = GELAKT - LAQUE - LACKIERT - LACQUERED -- RAL9006M

KL = STANDAARDKLEUREN - COULEURS STANDARDS - BASIS FARBEN - BASIC COLORS

GS = SPECIAAL GEMOFFELD - LAQUE SPECIAL - SPECIALFARBE - SPECIAL COLOR

Z = ZWART - NOIR - SCHWARZ - BLACK

W = WIT - BLANC - WEISS - WHITE

De tekeningen die voorgesteld zijn op schaal 1:1, kunnen kleine maatafwijkingen vertonen, te wijten aan de reproductietechniek van deze catalogoog.

Les dessins représentés à l'échelle 1 peuvent avoir de légères variations dimensionnelles dues aux techniques de reproduction de ce catalogue.

Die Zeichnungen im Maßstab 1:1 können aus technischen Reproduktionsgründen leichte Messungsschwankungen darstellen.

The drawings represented on a scale 1 basis may have light dimensional variations due to the reproduction of the manual.

BUITENKADERS	P. 27
PROFILS D'ENCADREMENT KADERPROFILE OUTER FRAMES	
VLEUGELPROFIELEN	P. 32
OUVRANTS FLUGELPROFILE VENT PROFILES	
TUSSENREGELS	P. 37
TRAVERS SPROSSENPROFILE TRANSOMS	
STOLPPROFIELEN	P. 43
MAUCLAIRS STULP PROFILE DOUBLE CASEMENT PROFILES	
HOEKPROFIELEN	P. 45
POTEAUX D'ANGLE ECKPROFILE CORNER PROFILES	
SLUITLATTEN	P. 50
TRINGLES SCHUBSTANGE LINKBARS	
GLASLATTEN	P. 51
LATTES A VITRAGE GLASLEISTE GLAZING BEADS	
ROLLUIKPROFIELEN	P. 56
STORE PROFILS ROLLADEN PROFILE SHUTTER PROFILES	
DORPELPROFIELEN	P. 58
SEUILS SOLLPROFILE SILL MEMBERS	
AANSLUITPROFIELEN	P. 65
PROFILS POUR CHAMBRANLES ANSCHLIESPROFILE CASING PROFILES	
DIVERSE PROFIELEN	P. 66
PROFILS DIVERS DIVERS PROFILEN VARIED PROFILES	

RAMEN	P. 145
FENETRES RAHMEN WINDOWS	
KIPSCHUIF	P. 211
COULISSANT A TRANSLATION KIPP-SCHIEBE TILT-SLIDE	
RAMEN VOOR PVC BESLAG	P. 221
FENETRES AVEC QUINCAILLERIE PVC RAHMEN FUR PVC BESCHLAGE WINDOWS FOR PVC HARDWARE	
VLAKKE DEUR	P. 225
PORTE PLANE FLACH TUR FLAT DOOR	
OPDEK DEUR	P. 243
PORTE A FRAPPE ANSCHLAG TUR TOUCH DOOR	
DEUR MET VL27	P. 257
PORTE AVEC VL27 TUR MIT VL27 DOOR WITH VL27	
DEUR MET TL023	P. 265
PORTE AVEC TL023 TUR MIT TL023 DOOR WITH TL023	
INBRAAKVERTRAGENDE DEUREN SKG	P. 271
PORTES ANTI EFFRACTION SKG TUR EINBRUCHHEMMEND SKG DOOR BURGLARY PROOF SKG	
STEELOOK + VISOLINE	P. 279
STEELOOK + VISOLINE STEELOOK + VISOLINE STEELOOK + VISOLINE	
GLASTABELLEN	P. 287
TABLES DE VITRAGE VERGLAZUNGS TABELLEN GLAZING TABLES	

RAMEN	P. 295
FENETRES RAHMEN WINDOWS	
DEUREN	P. 308
PORTES TUREN DOORS	
DEUR MET VL27	P. 318
PORTE AVEC VL27 TUR MIT VL27 DOOR WITH VL27	
DEUR MET TL023	P. 320
PORTE AVEC TL023 TUR MIT TL023 DOOR WITH TL023	
INBRAAKVERTRAGENDE DEUREN SKG	P. 322
PORTES ANTI EFFRACTION SKG TUR EINBRUCHHEMMEND SKG DOOR BURGLARY PROOF SKG	

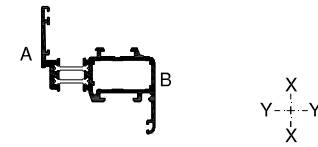
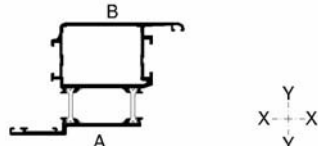
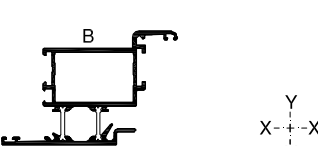
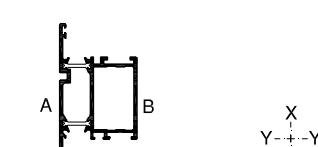
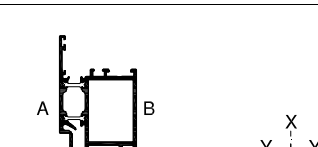
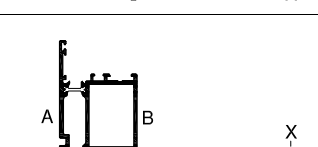
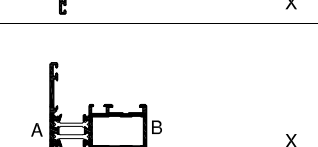
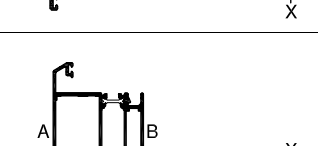
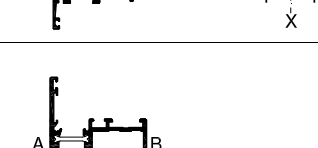
TOEPASSINGSBEREIK DRAAIKIP RAAM - KIPDRAAI RAAM _____	P. 325
PORTEE D'UTILISATION CHASSIS OSCILLO-BATTANT / MANOEUVRE LOGIQUE ANWENDUNGSBEREICH DREH-KIPPFENSTER / KIPDREH FENSTER APPLICATION LIMIT TILT AND TURN WINDOW / TILT BEFORE TURN WINDOW	
VARIABLE HOEKPROFIELEN _____	P. 326
POTEAUX D'ANGLE ECKPROFILE VARIABEL CORNER PROFILES	
HOEKEN EN T-VERBINDERS _____	P. 329
CLAMES ET ASSEMBLAGE-T ECKVERBINDERS UND T-VERBINDERS CORNERS AND CONNECTING BRACKETS	
MONTAGE DORPEL _____	P. 340
MONTAGE SEUIL MONTAGE SCHWELLE ASSEMBLY SILL	
KIPRAAM _____	P. 341
FENETRE BATTANT KIPFLUGEL TILT CASEMENT	
TUIMELRAAM _____	P. 342
FENETRE BASCULANTE SCHWINGFLUGEL PIVOTED WINDOW	
STOLPEINDSTUK _____	P. 347
EMBOUT MAUCLAIR STULPENDSTUCK SEALING DOUBLE CASEMENT	
ROLLUIK _____	P. 350
GUIDE STORE ROLLADEN FUHRUNG ROLLING SHUTTER	
ONTWATERING _____	P. 352
DRAINAGE ENTWASSERUNG DRAINING	
SLOTEN EN UITSPARINGEN _____	P. 354
SERRURES ET ENTAILLES SCHLOSSER UND EINBAU LOCKS AND EMBEDDING	
STOLPSLUITING INBRAAKVERTRAGENDE DEUREN SKG _____	P. 379
FERMETURE PORTE A DEUX VANTAUX POUR ANTI EFFRACTION SKG STULPTUR VERSCHLUSS EINBRUCHHEMMEND SKG LOCKING RABATE DOOR BURGLARY PROOF SKG	

DETAILS DEUR	P. 380
DETAILS PORTE DETAILS TUR DETAILS DOOR	
TOCHTAFSLUITER	P. 385
JOINT BAS DE PORTE TURDICHTUNG THRESHOLD	
EINDSTUK DEUR	P. 388
PIECE D'ETANCHEITE PORTE DICHTUNGSSTUCK TUR SEALING DOOR	
DEUR MET TL023	P. 390
PORTE AVEC TL023 TUR MIT TL023 DOOR WITH TL023	
STEELLOOK + VISOLINE	P. 391
STEELLOOK + VISOLINE STEELLOOK + VISOLINE STEELLOOK + VISOLINE	
VL94 + ACVL194	P. 396
VL94 + ACVL194 VL94 + ACVL194 VL94 + ACVL194	
ONDERKANT DEUR	P. 397
DESSOUS DE LA PORTE UNTERSEITE TÜR BOTTOM OF DOOR	
MONTAGE ACVL171, ACIP171	P. 398
MONTAGE ACVL171, ACIP171 MONTAGE ACVL171, ACIP171 MONTAGE ACVL171, ACIP171	

NUMMER NUMERO NUMBER	AFBEELDING IMAGE BILD PICTURE	BLAD PAGE SEITE PAGE	OMTREK PERIM. UMRIB PERIM. mm	MECH. MEC. MECH. MEC. mm	lx(cm4)	ly(cm4)	LENGTE LONG. LANGE LENGTH	VERP. PER EMB. PAR PACK PR.	BR	AN	KL	GS	M1
					Wx(cm3)	Wy(cm3)							
VL10		27	320	104	12.06 4.21	4.96 1.53	2.15 3.25 4.35 6.5	2	X	X	X	X	X
VL11		27	371.8	149	19.06 6.76	21.34 4.73	4.5 6.5	2	X	X	X	X	X
VL12		29	339	96	12.77 4.02	4.99 1.63	6.5	2	X	X	X	X	X
VL13		29	402.7	118	16.87 5.65	8.84 2.45	6.5	2	X	X	X	X	X
VL14		31	411.5	144.4	20.26 7.83	21.8 5.12	6.5	2	X	X	X	X	X
VL15		31	385	146	21.00 7.19	27.12 5.79	6.5	2	X	X	X	X	X
VL17		27	319.6	71	12.16 4.11	9.58 2.59	6.5	2	X	X	X	X	X
VL18		27	352.4	108	16.08 5.64	12.64 3.20	2.15 3.25 4.35 6.5	2	X	X	X	X	X
VL19		30	457.4	163.7	60.66 11.30	16.08 3.76	6.5	2	X	X	X	X	X

BR = BRUT - BRUT - ROH - BRUT
AN = ANODISATIE - ANODISE - ELOXIERT - ANODISED
KL = STANDAARDKLEUREN - COULEUR STANDARD - BASIS FARBEN - BASIC COLORS
GS = GEMOFFELD SPECIAAL - LAQUE SPECIAL - SPECIALFARBE - SPECIAL COLOR
M1 = BICOLOR - BICOLOR - BICOLOR - BICOLOR

A = BUITEN - EXTERIEUR - AUSSEN - OUTSIDE
B = BINNEN - INTERIEUR - INNEN - INSIDE

NUMMER NUMERO NUMBER	AFBEELDING IMAGE BILD PICTURE	BLAD PAGE SEITE PAGE	OMTREK PERIM. UMRIB PERIM. mm	MECH. MEC. MECH. MEC. mm	Ix(cm4)		Iy(cm4)		LENGTE LONG. LANGE LENGTH	VERP. PER EMB. PAR PACK PR.	BR	AN	KL	GS	M1	
					Wx(cm3)	Wy(cm3)	Wx(cm3)	Wy(cm3)								
VL20		32	366.6	121	19.57	7.55	2.15	3.25	4.35	6.5	2	X	X	X	X	X
					6.30	2.16										
VL21		32	414.6	158.5	27.35	27.96	2.15	3.25	4.35	6.5	2	X	X	X	X	X
					8.91	5.85										
VL22		34	482.8	167.8	21.86	26.63	2.15	3.25	4.35	6.5	2	X	X	X	X	X
					7.55	5.54										
VL23		34	442.3	182	21.41	31.16			6.5		2	X	X	X	X	X
					7.09	6.27										
VL24		35	474.3	166.8	23.04	29.53			6.5		2	X	X	X	X	X
					8.52	6.10										
VL25		35	448.8	163	22.94	35.93			6.5		2	X	X	X	X	X
					7.48	7.05										
VL26		32	378	163	14.03	7.86			6.5		2	X	X	X	X	X
					4.62	2.23										
VL27		36	446.7	176.3	32.97	40.02			7		2	X	X	X	X	X
					10.28	8.15										
VL30		37	393.2	125	14.04	9.16	2.15	3.25	4.35	6.5	2	X	X	X	X	X
					4.48	2.54										

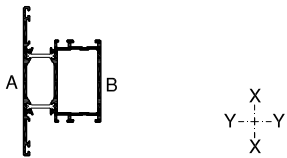
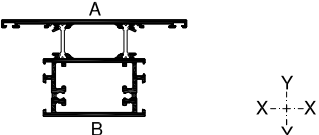
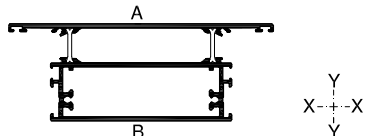
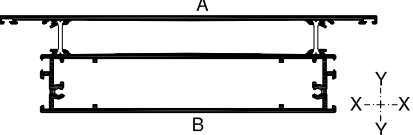
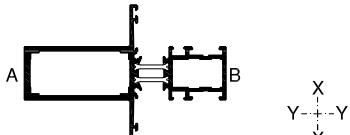
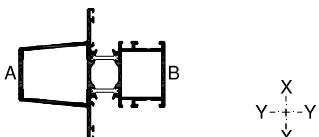
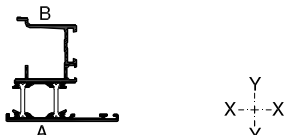
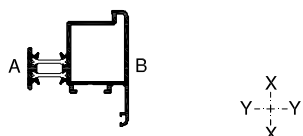
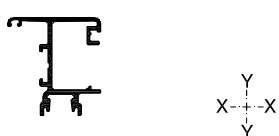
BR = BRUT - BRUT - ROH - BRUT

AN = ANODISATIE - ANODISE - ELOXIERT - ANODISED

KL = STANDAARDKLEUREN - COULEUR STANDARD - BASIS FARBEN - BASIC COLORS














GS = GEMOFFELD SPECIAAL - LAQUE SPECIAL - SPECIALFARBE - SPECIAL COLOR

M1 = BICOLOR - BICOLOR - BICOLOR - BICOLOR

NUMMER NUMERO NUMBER	AFBEELDING IMAGE BILD PICTURE	BLAD PAGE SEITE PAGE	OMTREK PERIM. UMRIB PERIM. mm	MECH. MEC. MECH. MEC. mm	lx(cm4)	ly(cm4)	LENGTE LONG. LANGE LENGTH	VERP. PER EMB. PAR PACK PR.	BR	AN	KL	GS	M1
					Wx(cm3)	Wy(cm3)							
VL31		37	445.2	161	20.94 6.98	29.64 6.05	2.15 3.25 4.35 6.5	2	X	X	X	X	X
VL32		37	444.2	161	23.45 8.39	32.64 6.66	6.5	2	X	X	X	X	X
VL33		38	530.3	238	33.48 12.15	119.02 17.00	6.5	1	X	X	X	X	X
VL34		38	651	381	50.39 17.94	400.32 40.03	1.08 3.25 6.5	1	X	X	X	X	X
VL35		40	498.1	236	77.36 14.13	13.47 3.74	6.5	2	X	X	X	X	X
VL36		40	510.8	243	67.53 13.80	26.23 6.03	5 6.5	2	X	X	X	X	X
VL40		43	382.9	108	12.47 3.52	6.87 2.01	2.15 3.25 4.35 6.5	2	X	X	X	X	X
VL45		43	295.6	102	12.81 4.02	8.46 2.50	6.5	2	X	X	X	X	X
VL46		43	380.1	60	11.50 3.92	4.65 1.66	6.5	2	X	X	X	X	

BR = BRUT - BRUT - ROH - BRUT
AN = ANODISATIE - ANODISE - ELOXIERT - ANODISED
KL = STANDAARDKLEUREN - COULEUR STANDARD - BASIS FARBEN - BASIC COLORS
GS = GEMOFFELD SPECIAAL - LAQUE SPECIAL - SPECIALFARBE - SPECIAL COLOR
M1 = BICOLOR - BICOLOR - BICOLOR - BICOLOR

A = BUITEN - EXTERIEUR - AUSSEN - OUTSIDE
B = BINNEN - INTERIEUR - INNEN - INSIDE

NUMMER NUMERO NUMBER	AFBEELDING IMAGE BILD PICTURE	BLAD PAGE SEITE PAGE	OMTREK PERIM. UMRIB. PERIM. mm	MECH. MEC. MECH. mm	Ix(cm4)		Iy(cm4)		LENGTE LONG. LANGE LENGTH	VERP. PER EMB. PAR PACK PR.	BR	AN	KL	GS	M1
					Wx(cm3)	Wy(cm3)	Wx(cm3)	Wy(cm3)							
VL53	 	48	191	40	9.82	1.73	4.5	6.5	2	X	X	X	X	X	
					3.85	1.38									
VL54	 	48	287.1	145	48.53	3.07	4.5	6.5	2	X	X	X	X	X	
					9.16	2.46									
VL55	 	60	324.9	30	13.25	1.14	2.15	3.25	2	X	X	X	X		
					3.86	0.80	4.35	6.5							
VL57	 	60	412.4	76	28.54	2.99	6.5		2	X	X	X	X	X	
					5.71	1.48									
VL58		67	205.9	22	-	-	6.5		4	X	X	X	X		
VL59		50	48	-	-	-	6		20		X				
VL59B		50	50.1	-	-	-	2		10		X				
VL60		50	46.2	-	-	-	6		20		X		X		
VL61		51	92.1	29	-	-	6.5		10	X	X	X	X		

BR = BRUT - BRUT - ROH - BRUT

AN = ANODISATIE - ANODISE - ELOXIERT - ANODISED

KL = STANDAARDKLEUREN - COULEUR STANDARD - BASIS FARBEN - BASIC COLORS

GS = GEMOFFELD SPECIAAL - LAQUE SPECIAL - SPECIALFARBE - SPECIAL COLOR

M1 = BICOLOR - BICOLOR - BICOLOR - BICOLOR

NUMMER NUMERO NUMBER NUMBER	AFBEELDING IMAGE BILD PICTURE	BLAD PAGE SEITE PAGE	OMTREK PERIM. UMRIB PERIM. mm	MECH. MEC. MEC. mm	Ix(cm4)		Iy(cm4)		LENGTE LONG. LANGE LENGTH	VERP. PER EMB. PAR PACK PR.	BR	AN	KL	GS	M1
					Wx(cm3)	Wy(cm3)									
VL62		52	146.6	40	-	-	-	-	6.5	10	X	X	X	X	
VL63		52	152.7	44	-	-	-	-	6.5	10	X	X	X	X	
VL64		53	169.2	50	-	-	-	-	6.5	6	X	X	X	X	
VL65		53	195.8	59	-	-	-	-	6.5	6	X	X	X	X	
VL66		52	140.1	40	-	-	-	-	6.5	10	X	X	X	X	
VL67		67	77.8	42.7	-	-	-	-	6.5	6	X	X	X	X	
VL68		67	83.4	44	-	-	-	-	6.5	6	X	X	X	X	
VL69		67	67.9	36	-	-	-	-	6	10	X	X	X	X	
VL70		56	347.5	40	-	-	-	-	6.5	2	X	X	X	X	

BR = BRUT - BRUT - ROH - BRUT










AN = ANODISATIE - ANODISE - ELOXIERT - ANODISED

KL = STANDAARDKLEUREN - COULEUR STANDARD - BASIS FARBEN - BASIC COLORS

GS = GEMOFFELD SPECIAAL - LAQUE SPECIAL - SPECIALFARBE - SPECIAL COLOR

M1 = BICOLOR - BICOLOR - BICOLOR - BICOLOR

A = BUITEN - EXTERIEUR - AUSSEN - OUTSIDE
B = BINNEN - INTERIEUR - INNEN - INSIDE

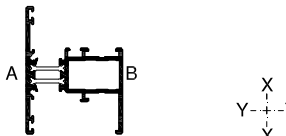
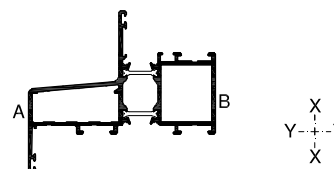
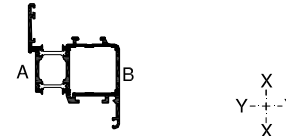
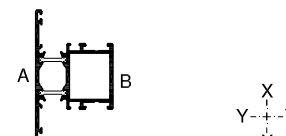
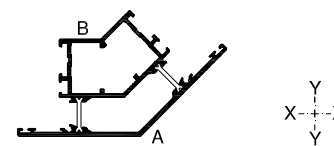
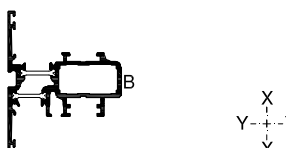

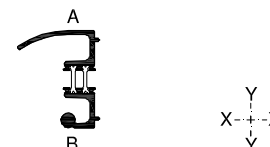
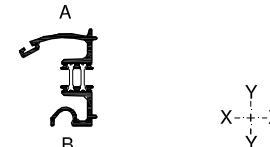
NUMMER NUMERO NUMBER	AFBEELDING IMAGE BILD PICTURE	BLAD PAGE SEITE PAGE	OMTREK PERIM. UMRIB PERIM. mm	MECH. MEC. MECH. MEC. mm	Ix(cm4)		Iy(cm4)		LENGTE LONG. LANGE LENGTH	VERP. PER EMB. PAR PACK PR.	BR	AN	KL	GS	M1
					Wx(cm3)	Wy(cm3)									
VL71		56	279	107	-	-	-	-	4.5 6.5	2	X	X	X	X	
VL72		62	101	29	-	-	-	-	6.5	10	X	X	X	X	
VL73		62	144.6	25.1	-	-	-	-	6.5	10	X	X	X	X	
VL74		66	138.8	22	-	-	-	-	6.5	6	X	X	X	X	
VL75		66	54.6	-	-	-	-	-	6.5	10	X	X			
VL76		66	146.6	51	-	-	-	-	6.5	6	X	X	X	X	
VL77		65	190.9	-	-	-	-	-	6.5	-	X				
VL78		65	206.6	-	-	-	-	-	6.5	-	X				
VL89		62	234.3	60.9	-	-	-	-	6.5	6	X	X	X	X	

BR = BRUT - BRUT - ROH - BRUT
AN = ANODISATIE - ANODISE - ELOXIERT - ANODISED
KL = STANDAARDKLEUREN - COULEUR STANDARD - BASIS FARBEN - BASIC COLORS
GS = GEMOFFELD SPECIAAL - LAQUE SPECIAL - SPECIALFARBE - SPECIAL COLOR
M1 = BICOLOR - BICOLOR - BICOLOR - BICOLOR

NUMMER NUMERO NUMBER NUMBER	AFBEELDING IMAGE BILD PICTURE	BLAD PAGE SEITE PAGE	OMTREK PERIM. UMRIB PERIM. mm	MECH. MEC. MECH. MEC. mm	lx(cm4)		ly(cm4)		LENGTE LONG. LANGE LENGTH	VERP. PER EMB. PAR PACK PR.	BR	AN	KL	GS	M1
					Wx(cm3)	Wy(cm3)									
VL90		58	221.2	40	-	-	-	-	6.5	6	X	X	X	X	
VL91		58	152	34	-	-	-	-	2.15 6.5	6	X	X	X	X	
VL92		58	131	26	-	-	-	-	6.5	6	X	X	X	X	
VL93		58	329.6	37,5	11.47 3.64	1.51 0.76	2.15 3.25 4.35 6.5	2	X	X	X	X			
VL94		59	438.2	113.9	18.99 5.04	8.15 2.84	2.15 3.25 4.35 6.5	2	X	X	X	X			
VL95		58	239.5	44	-	-	6.5	2	X	X	X	X			
VL96		62	115.2	-	-	-	6.5	6			X				
VL97		59	197	43.2	-	-	6.5	6	X	X	X	X			
VL110		31	354.5	103	14.20 5.35	7.16 2.07	6.5	2	X	X	X	X	X		

BR = BRUT - BRUT - ROH - BRUT
AN = ANODISATIE - ANODISE - ELOXIERT - ANODISED
KL = STANDAARDKLEUREN - COULEUR STANDARD - BASIS FARBEN - BASIC COLORS
GS = GEMOFFELD SPECIAAL - LAQUE SPECIAL - SPECIALFARBE - SPECIAL COLOR
M1 = BICOLOR - BICOLOR - BICOLOR - BICOLOR

A = BUITEN - EXTERIEUR - AUSSEN - OUTSIDE
B = BINNEN - INTERIEUR - INNEN - INSIDE

NUMMER NUMERO NUMBER	AFBEELDING IMAGE BILD PICTURE	BLAD PAGE SEITE PAGE	OMTREK PERIM. UMRIB PERIM. mm	MECH. MEC. MECH. MEC. mm	Ix(cm4)		Iy(cm4)		LENGTE LONG. LANGE LENGTH	VERP. PER EMB. PAR PACK PR.	BR	AN	KL	GS	M1
					Wx(cm3)	Wy(cm3)	Wx(cm3)	Wy(cm3)							
VL113		31	408.4	121	15.95	9.22	6.5	2	X	X	X	X	X		
					5.59	2.52									
VL119		30	522	192	69.51	20.18	6.5	2	X	X	X	X	X		
					13.90	4.47									
VL120		32	396.5	135	24.02	17.11	3.25 6.5	2	X	X	X	X	X		
					7.87	4.04									
VL130		37	428	159	18.00	18.90	2.15 3.25 4.35 6.5	2	X	X	X	X	X		
					5.91	4.35									
VL135		45	468.4	174	24.19	44.59	6.5	1	X	X	X	X	X		
					6.16	7.83									
VL140		43	454.4	119	21.33	11.63	2.15 3.25 4.35 6.5	2	X	X	X	X	X		
					5.82	2.99									
VL150		67	282.7	163	35.14	8.86	3.25 6.5	2	X	X	X	X			
					8.73	5.47									
VL151		49	277.6	66	11.20	3.26	4.7 6.5	2	X	X	X	X	X		
					4.28	1.07									
VL152		49	313.4	46,5	9.28	3.44	4.7 6.5	2	X	X	X	X	X		
					3.46	1.23									

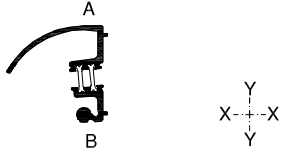
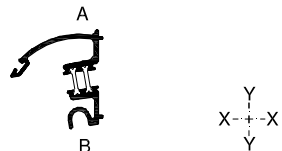
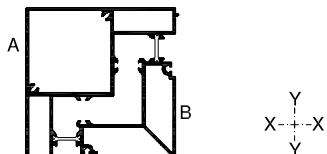






BR = BRUT - BRUT - ROH - BRUT

AN = ANODISATIE - ANODISE - ELOXIERT - ANODISED

KL = STANDAARDKLEUREN - COULEUR STANDARD - BASIS FARBEN - BASIC COLORS

GS = GEMOFFELD SPECIAAL - LAQUE SPECIAL - SPECIALFARBE - SPECIAL COLOR

M1 = BICOLOR - BICOLOR - BICOLOR - BICOLOR

NUMMER NUMERO NUMBER	AFBEELDING IMAGE BILD PICTURE	BLAD PAGE SEITE PAGE	OMTREK PERIM. UMRIB PERIM. mm	MECH. MEC. MECH. MEC. mm	lx(cm4)	ly(cm4)	LENGTE LONG. LANGE LENGTH	VERP. PER EMB. PAR PACK PR.	BR	AN	KL	GS	M1
					Wx(cm3)	Wy(cm3)							
VL153		49	301.6	105	10.66 3.87	6.54 1.73	4.7 6.5	2	X	X	X	X	X
VL154		49	333.8	145	7.93 2.68	6.04 1.81	4.7 6.5	2	X	X	X	X	X
VL155		47	476.7	317	157.55 30.82	157.55 30.82	4.7	1	X	X	X	X	X
VL159		50	52.9	-	-	-	6	-		X			
VL161		51	123.8	31	-	-	6.5	6	X	X	X	X	
VL162		52	162	39	-	-	6.5	10	X	X	X	X	
VL163		52	158.9	37	-	-	6.5	10	X	X	X	X	
VL164		53	174	45	-	-	6.5	6	X	X	X	X	
VL165		53	180.7	48.4	-	-	6.5		X	X	X	X	

BR = BRUT - BRUT - ROH - BRUT
AN = ANODISATIE - ANODISE - ELOXIERT - ANODISED
KL = STANDAARDKLEUREN - COULEUR STANDARD - BASIS FARBEN - BASIC COLORS
GS = GEMOFFELD SPECIAAL - LAQUE SPECIAL - SPECIALFARBE - SPECIAL COLOR
M1 = BICOLOR - BICOLOR - BICOLOR - BICOLOR

A = BUITEN - EXTERIEUR - AUSSEN - OUTSIDE
B = BINNEN - INTERIEUR - INNEN - INSIDE

NUMMER NUMERO NUMBER	AFBEELDING IMAGE BILD PICTURE	BLAD PAGE SEITE PAGE	OMTREK PERIM. UMRIB PERIM. mm	MECH. MEC. MECH. MEC. mm	Ix(cm4)		Iy(cm4)		LENGTE LONG. LANGE LENGTH	VERP. PER EMB. PAR PACK PR.	BR	AN	KL	GS	M1
					Wx(cm3)	Wy(cm3)	Wx(cm3)	Wy(cm3)							
VL166		52	155.2	36	-	-	-	-	6.5	10	X	X	X	X	
VL167		52	165.6	41.7	-	-	-	-	6.5	6	X	X	X	X	
VL170		52	448.1	245	33.33	46.87	10.93	11.72	6.5	1	X	X	X	X	
VL171		57	227.7	208.5	-	-	-	-	6.5	6	X	X	X	X	
VL172		57	128.9	55.1	-	-	-	-	6.5	10	X	X	X	X	
VL210		28	466	222.9	29.53	91.56	10.8	13.8	6.5	1	X	X	X	X	X
VL230		39	337.9	108.7	16.17	9.83	5.5	2.8	2.15 3.25 4.35 6.5	1	X	X	X	X	X
VL233		39	529	244.7	31.73	109.35	11.06	15.6	6.5	1	X	X	X	X	X
VL257		61	360	75	16.65	2.90	4.57	1.47	6.5	2	X	X	X	X	X

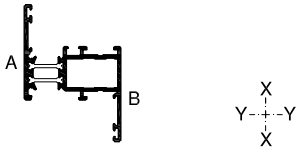
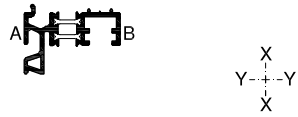
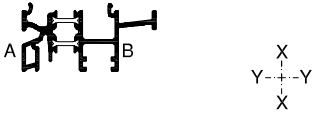
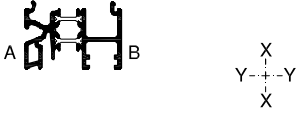





BR = BRUT - BRUT - ROH - BRUT

AN = ANODISATIE - ANODISE - ELOXIERT - ANODISED

KL = STANDAARDKLEUREN - COULEUR STANDARD - BASIS FARBEN - BASIC COLORS

GS = GEMOFFELD SPECIAAL - LAQUE SPECIAL - SPECIALFARBE - SPECIAL COLOR



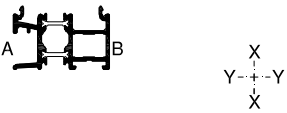






M1 = BICOLOR - BICOLOR - BICOLOR - BICOLOR

NUMMER NUMERO NUMBER	AFBEELDING IMAGE BILD PICTURE	BLAD PAGE SEITE PAGE	OMTREK PERIM. UMRIB PERIM. mm	MECH. MEC. MECH. MEC. mm	lx(cm4)	ly(cm4)	LENGTE LONG. LANGE LENGTH	VERP. PER EMB. PAR PACK PR.	BR	AN	KL	GS	M1
					Wx(cm3)	Wy(cm3)							
VL310		29	383.3	114.4	15.12 5.92	8.63 2.38	6.5	2	X	X	X	X	X
VL357		61	316.6	92,7	10.05 3.30	2.97 1.42	6.5	2	X	X	X	X	X
VL457		60	430.79	144	20.56 4.81	3.9 2.16	6.5	2	X	X	X	X	X
VL458		61	377.1	88	12.42 4.52	3.51 1.86	6.5	2	X	X	X	X	X
VL479		64	162.9	83	-	-	6.5	2	X	X	X	X	
VL480		64	251.6	115	-	-	6.5	2	X	X	X	X	
VL481		64	311.8	147	-	-	6.5	2	X	X	X	X	
VL482		64	365.3	180.1	-	-	6.5	2	X	X	X	X	
VL483		64	425.5	209.7	-	-	6.5	2	X	X	X	X	

BR = BRUT - BRUT - ROH - BRUT
AN = ANODISATIE - ANODISE - ELOXIERT - ANODISED
KL = STANDAARDKLEUREN - COULEUR STANDARD - BASIS FARBEN - BASIC COLORS
GS = GEMOFFELD SPECIAAL - LAQUE SPECIAL - SPECIALFARBE - SPECIAL COLOR
M1 = BICOLOR - BICOLOR - BICOLOR - BICOLOR

A = BUITEN - EXTERIEUR - AUSSEN - OUTSIDE
B = BINNEN - INTERIEUR - INNEN - INSIDE

PROFIELEN - PROFILES - PROFILE - PROFILES

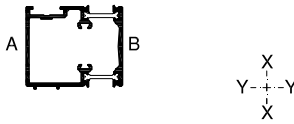
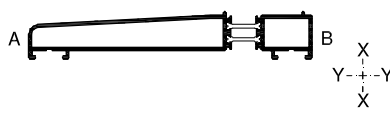
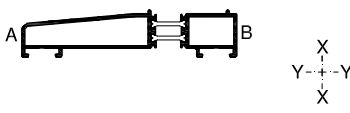





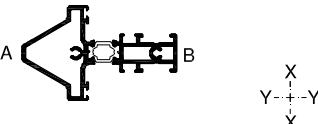
NUMMER NUMERO NUMBER	AFBEELDING IMAGE BILD PICTURE	BLAD PAGE SEITE PAGE	OMTREK PERIM. UMRIB PERIM. mm	MECH. MEC. MECH. MEC. mm	Ix(cm4)		Iy(cm4)		LENGTE LONG. LANGE LENGTH	VERP. PER EMB. PAR PACK PR.	BR	AN	KL	GS	M1
					Wx(cm3)	Wy(cm3)	Wx(cm3)	Wy(cm3)							
VL484		64	493.4	243	-	-	-	-	6.5	2	X	X	X	X	
VL486		64	600.5	300.5	-	-	-	-	6.5	2	X	X	X	X	
VL557		60	297	93	9.71	3.16	3.76	1.77	3.25 6.5	2	X	X	X	X	X
VL561		51	90.5	35.6	-	-	-	-	6.5	6	X	X	X	X	
VL562		52	90	38.7	-	-	-	-	6.5	6	X	X	X	X	
VL600		66	119.6	47.59	-	-	-	-	6.5	6	X	X	X	X	
VL610		51	109.4	30	-	-	-	-	6.5	10	X	X	X	X	
VL611		51	117.4	34.9	-	-	-	-	6.5	10	X	X	X	X	
VL611IW		51	124.1	34.9	-	-	-	-	6.5	10	X	X	X	X	

BR = BRUT - BRUT - ROH - BRUT
AN = ANODISATIE - ANODISE - ELOXIERT - ANODISED
KL = STANDAARDKLEUREN - COULEUR STANDARD - BASIS FARBEN - BASIC COLORS
GS = GEMOFFELD SPECIAAL - LAQUE SPECIAL - SPECIALFARBE - SPECIAL COLOR
M1 = BICOLOR - BICOLOR - BICOLOR - BICOLOR

NUMMER NUMERO NUMBER NUMBER	AFBEELDING IMAGE BILD PICTURE	BLAD PAGE SEITE PAGE	OMTREK PERIM. UMRIB PERIM. mm	MECH. MEC. MECH. MEC. mm	lx(cm4)		ly(cm4)		LENGTE LONG. LANGE LENGTH	VERP. PER EMB. PAR PACK PR.	BR	AN	KL	GS	M1
					Wx(cm3)	Wy(cm3)									
VL612		51	121.3	36	-	-	6.5	10	X	X	X	X			
VL630		52	160	48	-	-	6.5	6	X	X	X	X			
VL640		53	187.8	52	-	-	6.5	6	X	X	X	X			
VL720		33	394.9	123	20.84	10.66	6.5	2	X	X	X	X	X		
					6.82	2.80									
VL721		33	414.9	143	23.46	17.64	6.5	2	X	X	X	X	X		
					7.75	4.09									
VL740		44	375.3	87	11.95	6.52	6.5	2	X	X	X	X	X		
					3.09	1.92									
EL085		68	146.6	69.2	-	-	6.5	6	X	X	X	X			
EL891		68	148.8	61	-	-	6.5	10	X	X	X	X			
IN057		63	311.1	103	42.21	2.38	6.5	2	X	X	X	X	X		
					8.16	1.87									

BR = BRUT - BRUT - ROH - BRUT
 AN = ANODISATIE - ANODISE - ELOXIERT - ANODISED
 KL = STANDAARDKLEUREN - COULEUR STANDARD - BASIS FARBEN - BASIC COLORS
 GS = GEMOFFELD SPECIAAL - LAQUE SPECIAL - SPECIALFARBE - SPECIAL COLOR
 M1 = BICOLOR - BICOLOR - BICOLOR - BICOLOR

A = BUITEN - EXTERIEUR - AUSSEN - OUTSIDE
 B = BINNEN - INTERIEUR - INNEN - INSIDE

NUMMER NUMERO NUMBER	AFBEELDING IMAGE BILD PICTURE	BLAD PAGE SEITE PAGE	OMTREK PERIM. UMRIB PERIM. mm	MECH. MEC. MECH. mm	Iy(cm4)		LENGTE LONG. LANGE LENGTH	VERP. PER EMB. PAR PACK PR.	BR	AN	KL	GS	M1
					Wx(cm3)	Wy(cm3)							
IN058		66	228.8	141	11.91	8.23	6.5	2	X	X	X	X	X
					4.53	3.62							
IN157		63	413.1	152	132.23	3.26	6.5	2	X	X	X	X	X
					16.86	2.59							
IN257		63	341.8	115.4	62.30	2.64	6.5	2	X	X	X	X	X
					10.46	2.07							
IP066		53	182.8	50	-	-	6.5	6	X	X	X	X	
IP172		67	82.9	41	-	-	6.5	6	X	X	X	X	
IP564		53	111.2	47.6	-	-	6.5	6	X	X	X	X	
SP065		53	201.8	60.2	-	-	6.5	6	X	X	X	X	
SR014		67	110	31	-	-	3.5 7	10	X	X	X	X	
ST030		41	373.2	120	29.34	6.67	6.5	2	X	X	X	X	X
					7.00	2.67							

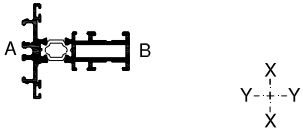


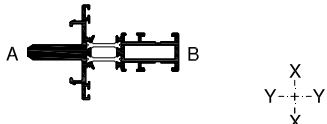

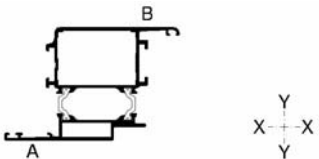
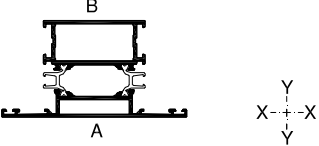
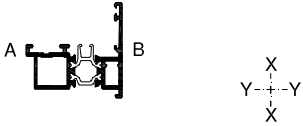
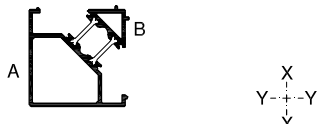
BR = BRUT - BRUT - ROH - BRUT

AN = ANODISATIE - ANODISE - ELOXIERT - ANODISED

KL = STANDAARDKLEUREN - COULEUR STANDARD - BASIS FARBEN - BASIC COLORS


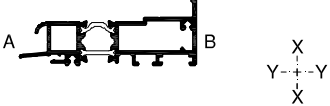


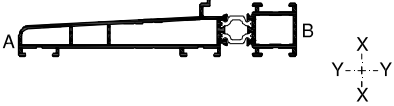




GS = GEMOFFELD SPECIAAL - LAQUE SPECIAL - SPECIALFARBE - SPECIAL COLOR

M1 = BICOLOR - BICOLOR - BICOLOR - BICOLOR

NUMMER NUMERO NUMBER	AFBEELDING IMAGE BILD PICTURE	BLAD PAGE SEITE PAGE	OMTREK PERIM. UMRIB PERIM. mm	MECH. MEC. MECH. MEC. mm	lx(cm4)	ly(cm4)	LENGTE LONG. LANGE LENGTH	VERP. PER EMB. PAR PACK PR.	BR	AN	KL	GS	M1
					Wx(cm3)	Wy(cm3)							
ST130		41	384.7	30	13.74	3.56	6.5	2	X	X	X	X	X
					4.20	1.42							
ST131		41	194.4	89.4	-	-	6.5	2	X	X	X	X	
ST162		53	118.9	32.5	-	-	6.5	6	X	X	X	X	
ST330		42	408.7	29.8	30.30	3.92	6.5	2	X	X	X	X	X
					6.84	1.57							
ST331		42	200	91.5	-	-	6.5	6	X	X	X	X	
TL023		35	439	171	29.98	27.86	7	2	X	X	X	X	X
					9.55	5.73							
TL032		39	497.5	161	20.20	28.23	2.15 3.25 4.35 6.5	2	X	X	X	X	X
					6.79	5.76							
TL044		44	323.3	62.1	10.10	4.25	6.5	2	X	X	X	X	X
					3.26	1.34							
TL050		47	306.1	102	14.25	14.25	3.25 6.5	2	X	X	X	X	X
					5.27	5.27							

BR = BRUT - BRUT - ROH - BRUT
 AN = ANODISATIE - ANODISE - ELOXIERT - ANODISED
 KL = STANDAARDKLEUREN - COULEUR STANDARD - BASIS FARBEN - BASIC COLORS
 GS = GEMOFFELD SPECIAAL - LAQUE SPECIAL - SPECIALFARBE - SPECIAL COLOR
 M1 = BICOLOR - BICOLOR - BICOLOR - BICOLOR

A = BUITEN - EXTERIEUR - AUSSEN - OUTSIDE
 B = BINNEN - INTERIEUR - INNEN - INSIDE

NUMMER NUMERO NUMBER	AFBEELDING IMAGE BILD PICTURE	BLAD PAGE SEITE PAGE	OMTREK PERIM. UMRIB PERIM. mm	MECH. MEC. MECH. MEC. mm	Ix(cm4)	Iy(cm4)	LENGTE LONG. LANGE LENGTH	VERP. PER EMB. PAR PACK PR.	BR	AN	KL	GS	M1
					Wx(cm3)	Wy(cm3)							
TL055		62	204.8	42	-	-	6.5	2	X	X	X	X	
TL057		61	379.7	138.1	42.48 7.98	3.96 1.80	6.5	2	X	X	X	X	X
TL095		63	194	39	-	-	6.5	2	X	X	X	X	
TL135		45	198.9	50	6.45 2.26	3.10 1.32	6.5	2	X	X	X	X	X
UN262		59	491.1	157.3	141.9 17.81	3.92 2.21	6.5		X	X	X	X	X
VG40		54	73	27	-	-	6.5	10	X	X	X	X	
VG41		54	90.1	31	-	-	6.5	10	X	X	X	X	
VG42		54	98.6	35	-	-	6.5	10	X	X	X	X	
VG43		55	110.1	41	-	-	6.5	10	X	X	X	X	

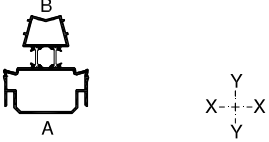


BR = BRUT - BRUT - ROH - BRUT
AN = ANODISATIE - ANODISE - ELOXIERT - ANODISED
KL = STANDAARDKLEUREN - COULEUR STANDARD - BASIS FARBEN - BASIC COLORS
GS = GEMOFFELD SPECIAAL - LAQUE SPECIAL - SPECIALFARBE - SPECIAL COLOR
M1 = BICOLOR - BICOLOR - BICOLOR - BICOLOR

NUMMER NUMERO NUMBER NUMBER	AFBEELDING IMAGE BILD PICTURE	BLAD PAGE SEITE PAGE	OMTREK PERIM. UMRIB PERIM. mm	MECH. MEC. MECH. MEC. mm	lx(cm4)		ly(cm4)		LENGTE LONG. LANGE LENGTH	VERP. PER EMB. PAR PACK PR.	BR	AN	KL	GS	M1
					Wx(cm3)	Wy(cm3)	Wx(cm3)	Wy(cm3)							
VG44		55	118.1	44	-	-	-	-	6.5	6	X	X	X	X	
VG45		55	126.1	49	-	-	-	-	6.5	6	X	X	X	X	
VG151		46	480.2	148	69.62	32.63	12.99	4.87	6.5	2	X	X	X	X	X
VG152		46	518.4	145	62.08	35.92	11.44	5.61	6.5	2	X	X	X	X	X
VG153		46	508.1	180	58.29	34.79	9.47	5.56	6.5	2	X	X	X	X	X
VG421		54	105	36	-	-	-	-	6.5	10	X	X	X	X	
VR023A		67	89.2	-	-	-	-	-	7	-	X				
VT080		71	411.2	38	52.05	40.47	11.82	10.97	5.4	1	X	X	X	X	X
VT081		70	653.8	303	-	-	-	-	5.4	1	X	X	X	X	

BR = BRUT - BRUT - ROH - BRUT
AN = ANODISATIE - ANODISE - ELOXIERT - ANODISED
KL = STANDAARDKLEUREN - COULEUR STANDARD - BASIS FARBEN - BASIC COLORS
GS = GEMOFFELD SPECIAAL - LAQUE SPECIAL - SPECIALFARBE - SPECIAL COLOR
M1 = BICOLOR - BICOLOR - BICOLOR - BICOLOR

A = BUITEN - EXTERIEUR - AUSSEN - OUTSIDE
B = BINNEN - INTERIEUR - INNEN - INSIDE

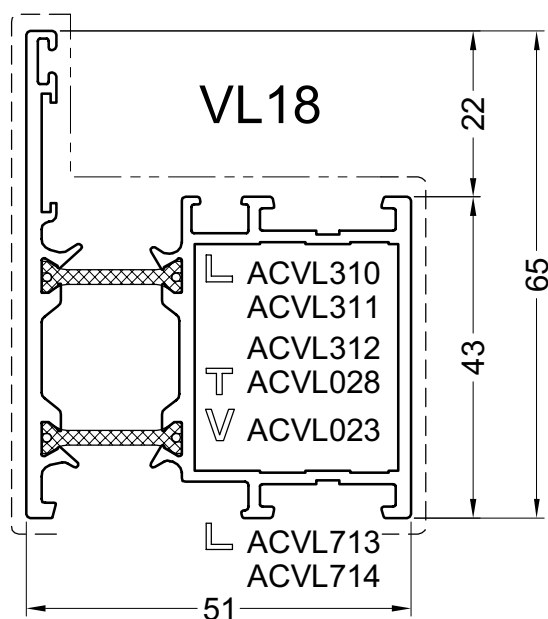
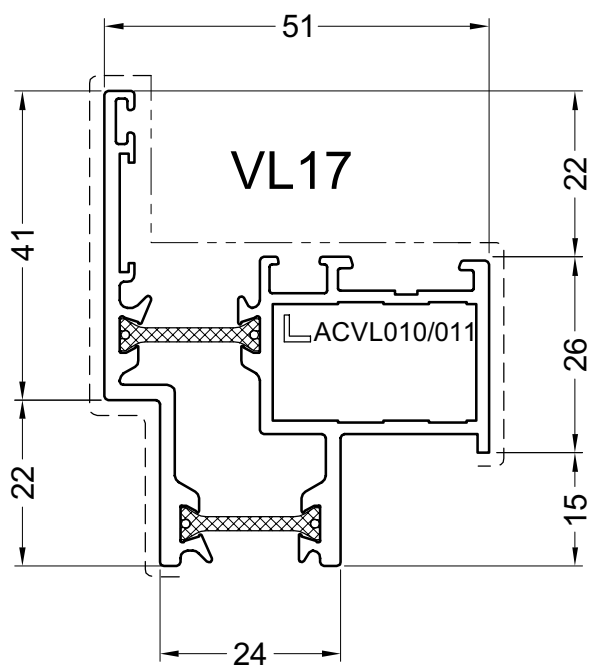
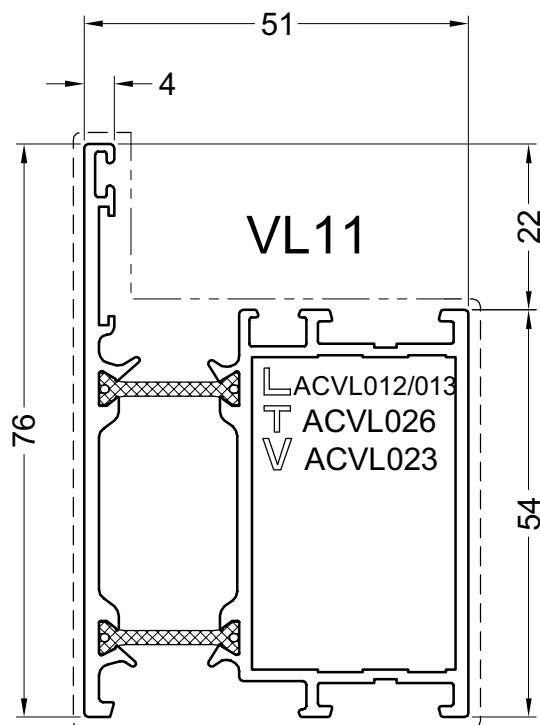
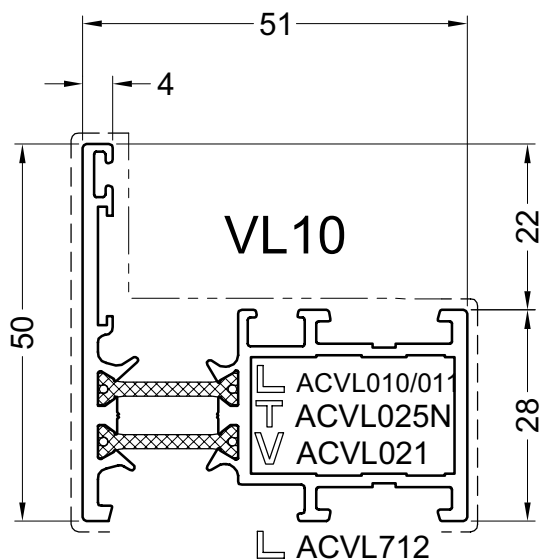
PROFIELEN - PROFILS - PROFILE - PROFILES

NUMMER NUMERO NUMBER	AFBEELDING IMAGE BILD PICTURE	BLAD PAGE SEITE PAGE	OMTREK PERIM. UMRIB PERIM. mm	MECH. MEC. MECH. MEC. mm	Ix(cm4)		Iy(cm4)		LENGTE LONG. LANGE LENGTH	VERP. PER EMB. PAR PACK PR.	BR	AN	KL	GS	M1
					Wx(cm3)	Wy(cm3)	Wx(cm3)	Wy(cm3)							
VT082		71	424.4	27	47.43	10.12	35.03	9.48	5.4	1	X	X	X	X	X
VT084		69	-	-	-	-	-	-	6.5	2	X				
VT085		69	318.2	162.2	-	-	-	-	6.5	2	X	X	X	X	

BR = BRUT - BRUT - ROH - BRUT
AN = ANODISATIE - ANODISE - ELOXIERT - ANODISED
KL = STANDAARDKLEUREN - COULEUR STANDARD - BASIS FARBEN - BASIC COLORS
GS = GEMOFFELD SPECIAAL - LAQUE SPECIAL - SPECIALFARBE - SPECIAL COLOR
M1 = BICOLOR - BICOLOR - BICOLOR - BICOLOR

BUITENKADERS
PROFILS D'ENCADREMENT
KADERPROFILE
OUTER FRAMES

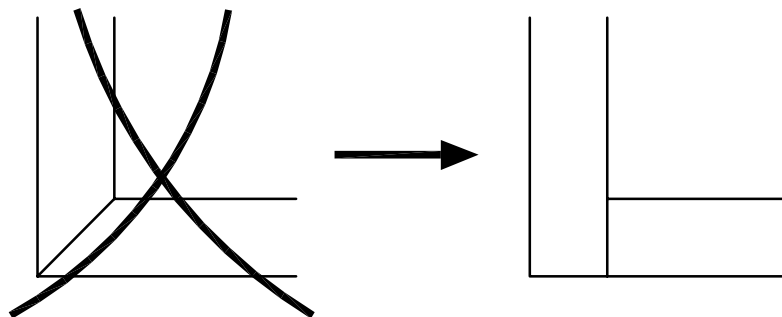
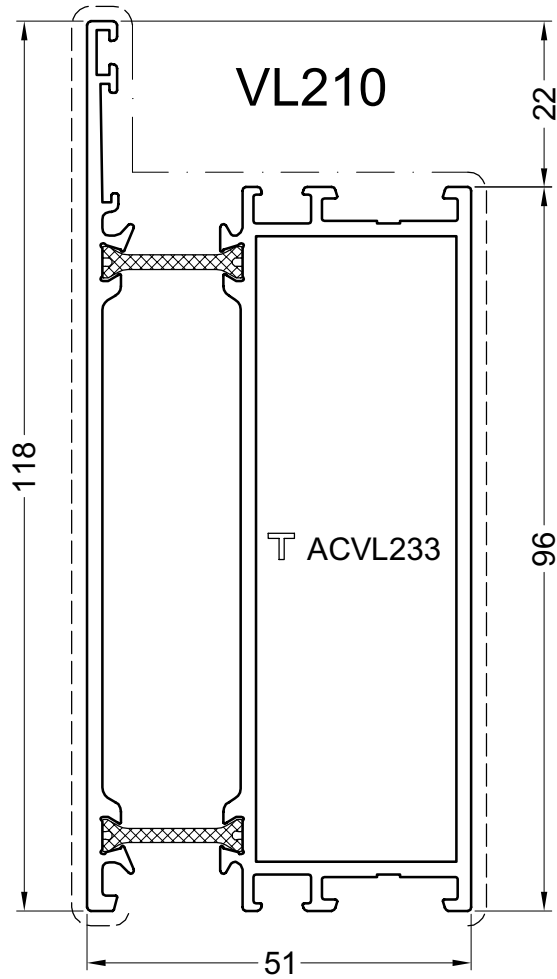
PROFIELEN - PROFILS - PROFILE - PROFILES



pag_a01

Primaire zichtbare zijde
Face visible primaire
Primär sichtbare Seite
Primary visible side

Secundaire zichtbare zijde
Face visible secondaire
Secondär sichtbare Seite
Secondary visible side



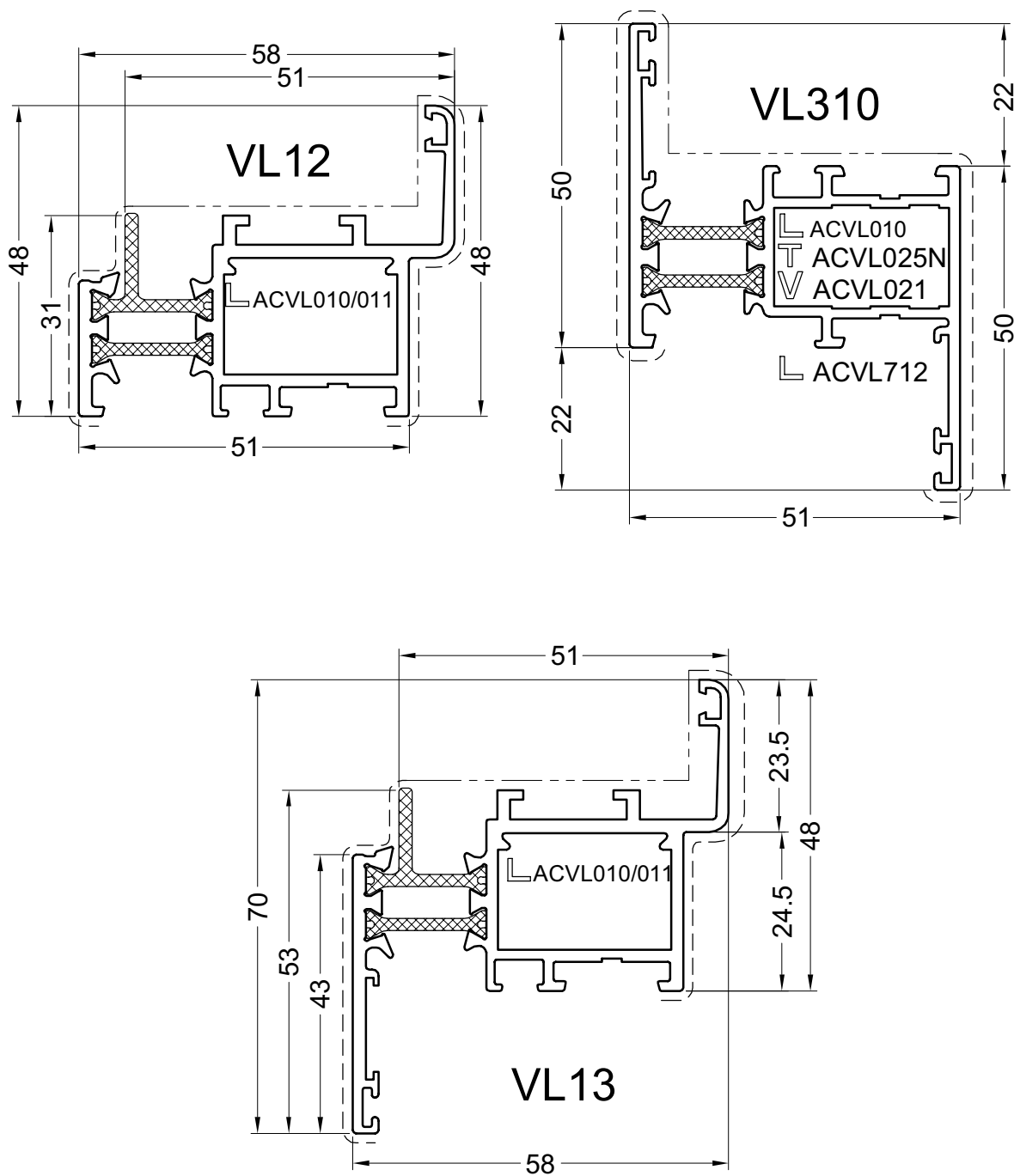
pag_a01a

Primaire zichtbare zijde
Face visible primaire
Primär sichtbare Seite
Primary visible side

Secundaire zichtbare zijde
Face visible secondaire
Secondär sichtbare Seite
Secondary visible side

BUITENKADERS
PROFILS D'ENCADREMENT
KADERPROFILE
OUTER FRAMES

PROFIELEN - PROFILS- PROFILE - PROFILES



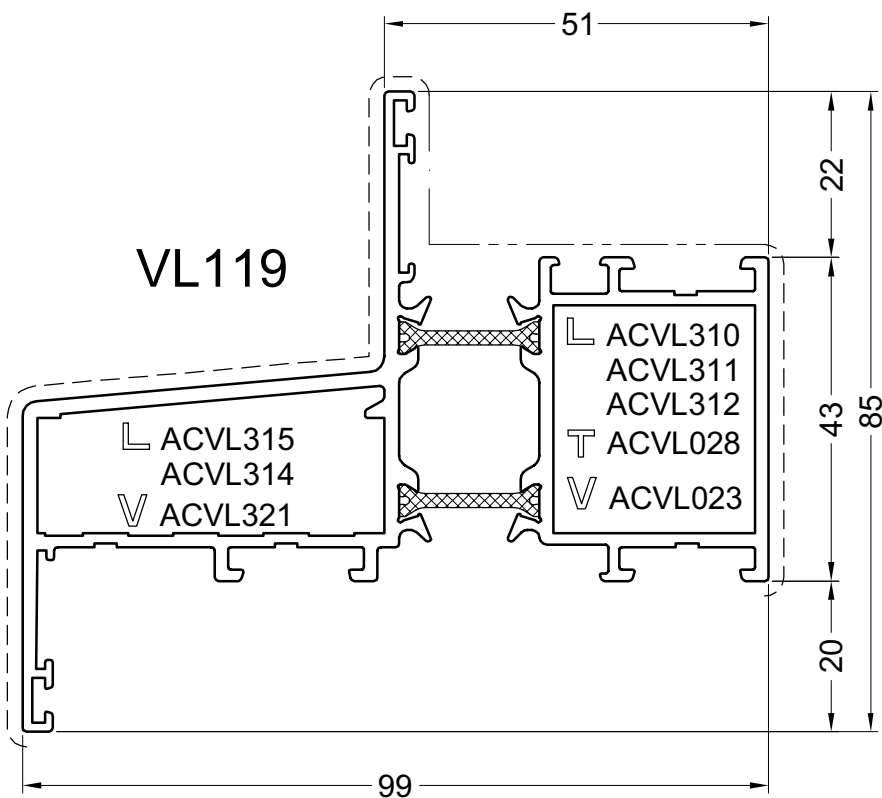
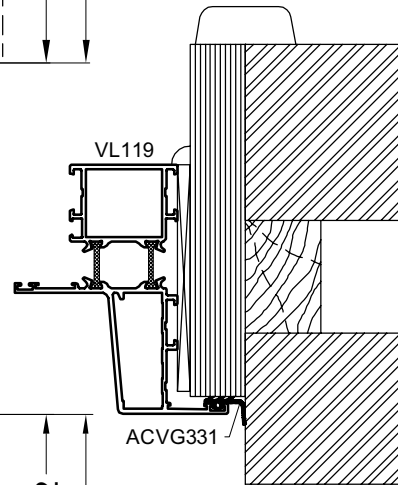
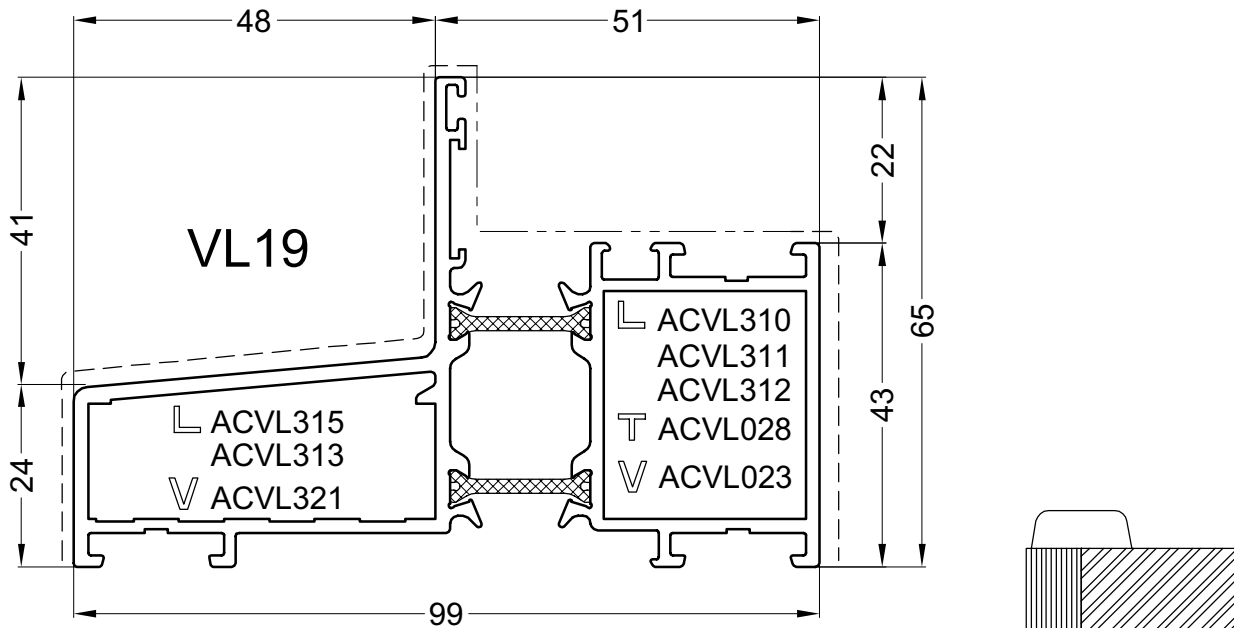
pag_a02

Primaire zichtbare zijde
Face visible primaire
Primär sichtbare Seite
Primary visible side

Secundaire zichtbare zijde
Face visible secondaire
Secondär sichtbare Seite
Secondary visible side

BUITENKADERS
PROFILS D'ENCADREMENT
KADERPROFILE
OUTER FRAMES

PROFIELEN - PROFILS - PROFILE - PROFILES



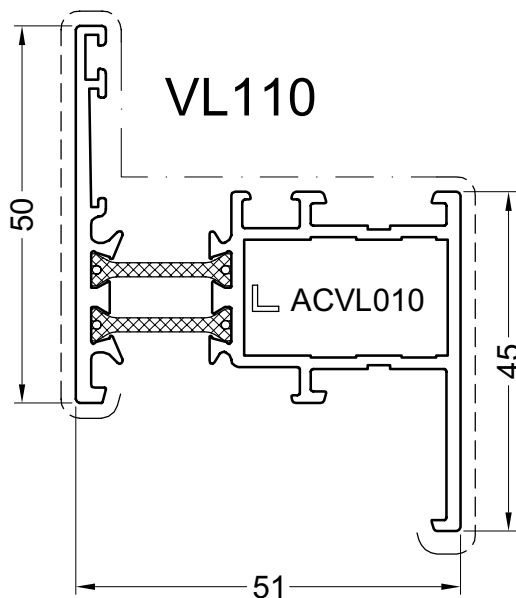
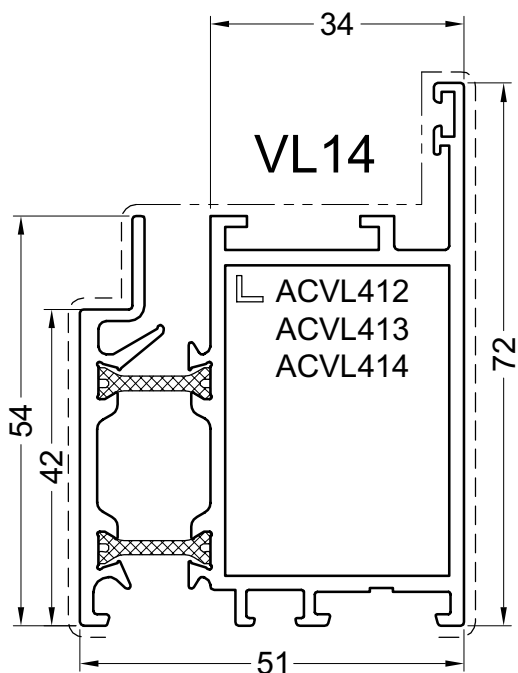
pag_a30

Primaire zichtbare zijde
Face visible primaire
Primär sichtbare Seite
Primary visible side

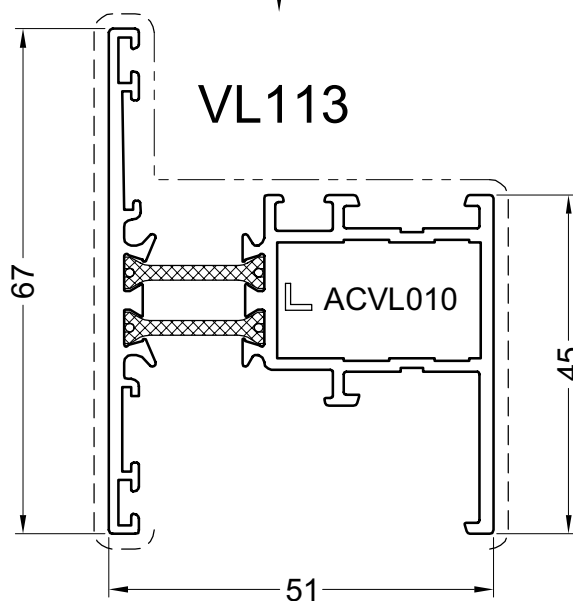
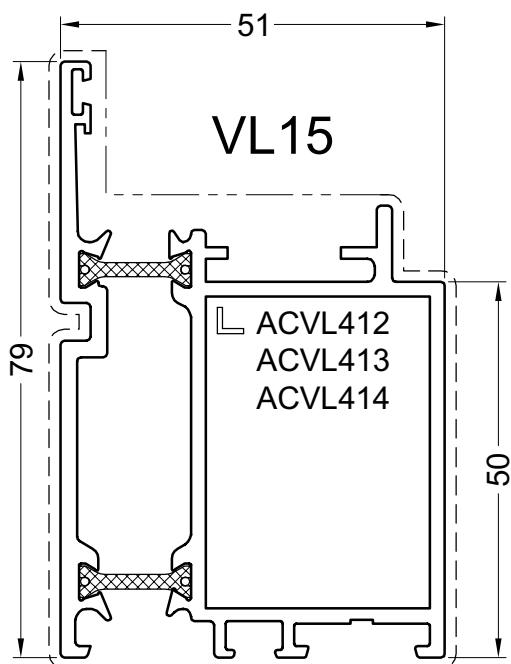
Secundaire zichtbare zijde
Face visible secondaire
Secondär sichtbare Seite
Secondary visible side

BUITENKADERS
PROFILS D'ENCADREMENT
KADERPROFILE
OUTER FRAMES

PROFIELEN - PROFILS- PROFILE - PROFILES



HOEK ENKEL TE PERSEN
EQUERRE SEULEMENT A PRESSER
ECK NUR ZU PRESSEN
SQUARE ONLY TO PRESS



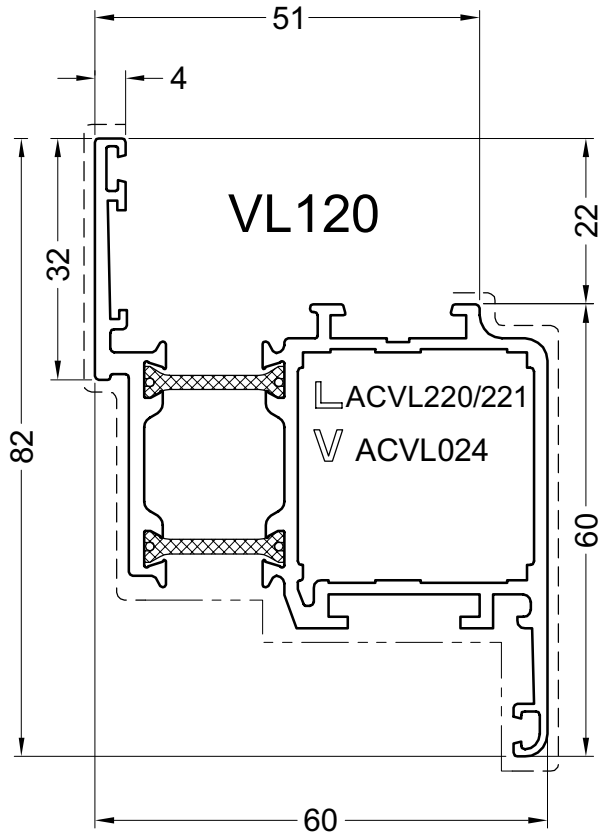
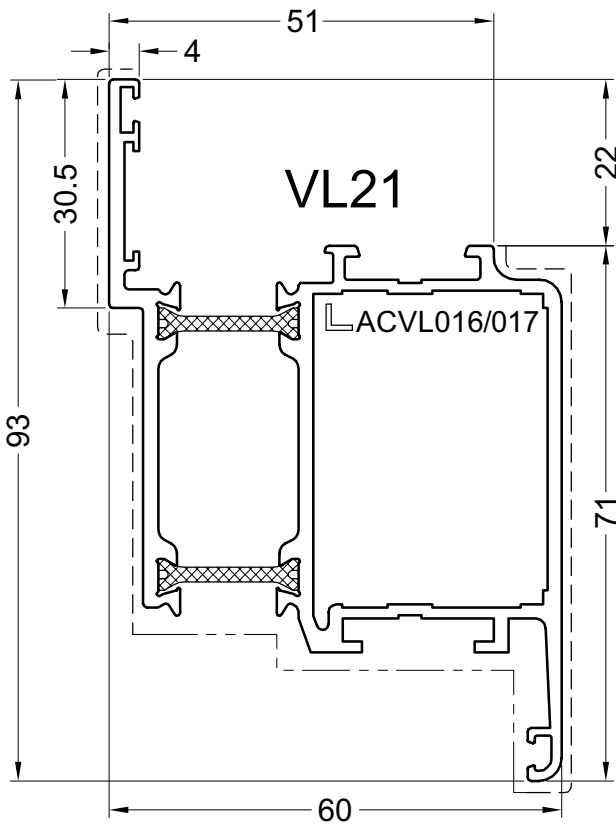
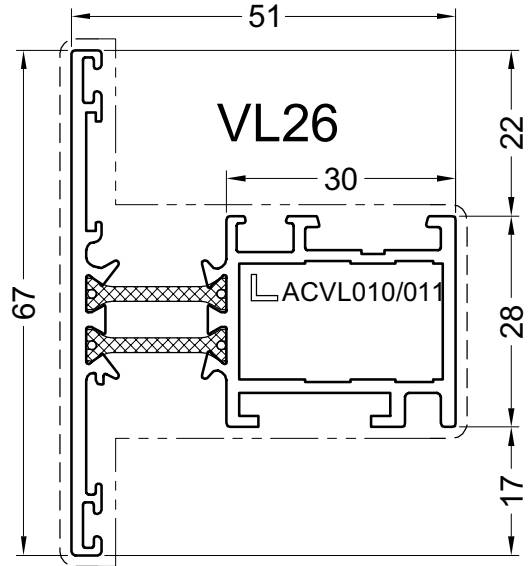
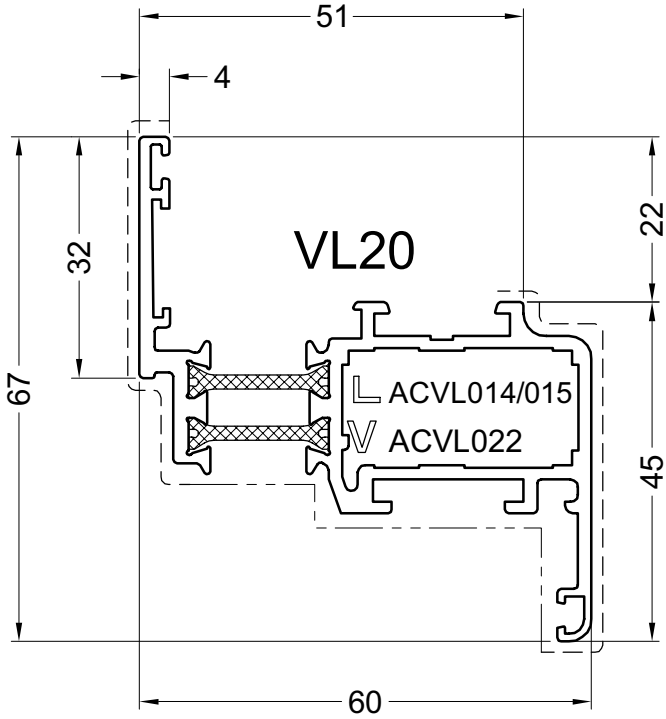
pag_a03

Primaire zichtbare zijde
Face visible primaire
Primär sichtbare Seite
Primary visible side

Secundaire zichtbare zijde
Face visible secondaire
Secondär sichtbare Seite
Secondary visible side

VLEUGELPROFIELEN
OUVRANTS
FLUGELPROFILE
VENT PROFILES

PROFIELEN - PROFILS- PROFILE - PROFILES



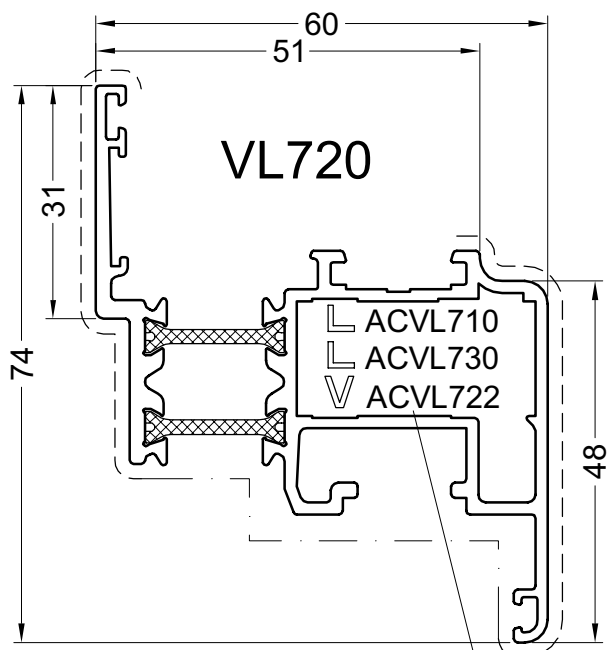
pag_a07

Primaire zichtbare zijde
Face visible primaire
Primär sichtbare Seite
Primary visible side

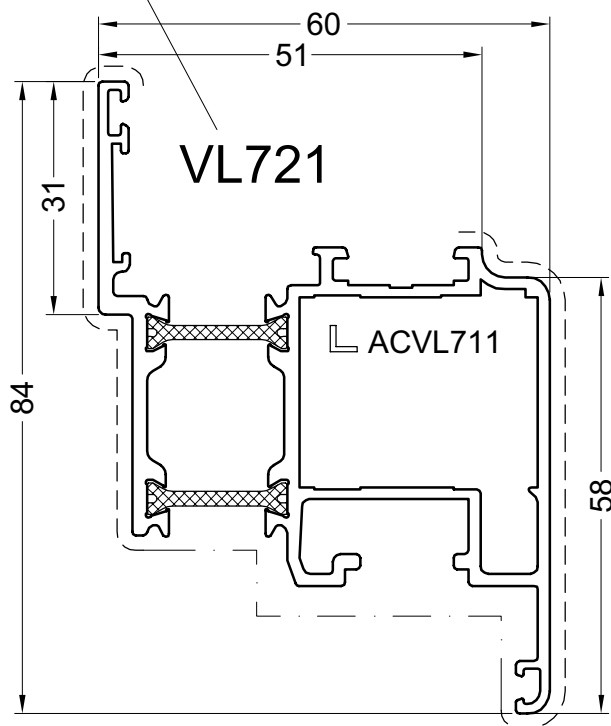
Secundaire zichtbare zijde
Face visible secondaire
Secondär sichtbare Seite
Secondary visible side

VLEUGELPROFIELEN
OUVRANTS
FLUGELPROFILE
VENT PROFILES

PROFIELEN - PROFILS- PROFILE - PROFILES



VL720 / VL721
Enkel te persen Seulement à sertir Nur zu presse Only to press



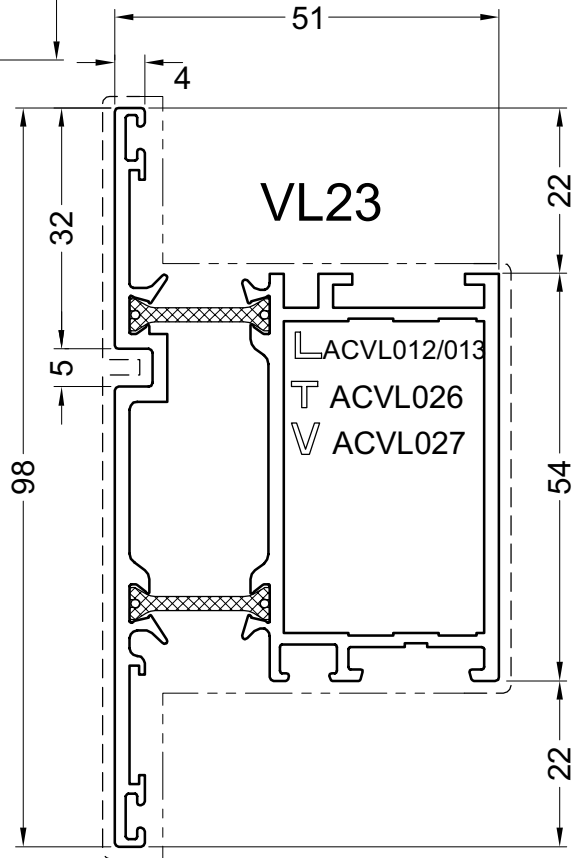
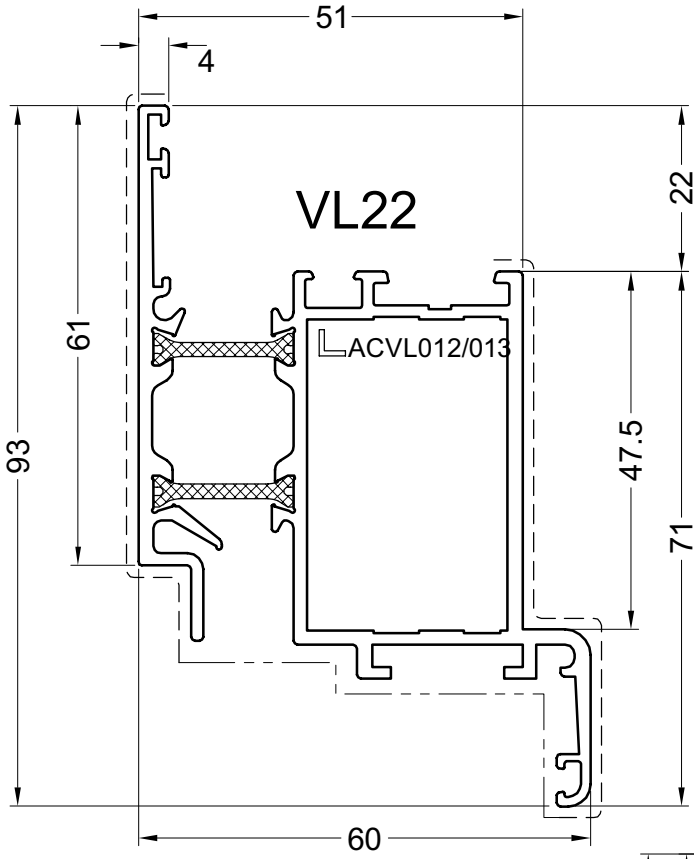
blad2

Primaire zichtbare zijde
Face visible primaire
Primär sichtbare Seite
Primary visible side

Secundaire zichtbare zijde
Face visible secondaire
Secondär sichtbare Seite
Secondary visible side

VLEUGELPROFIELEN
OUVRANTS
FLUGELPROFILE
VENT PROFILES

PROFIELEN - PROFILS - PROFILE - PROFILES



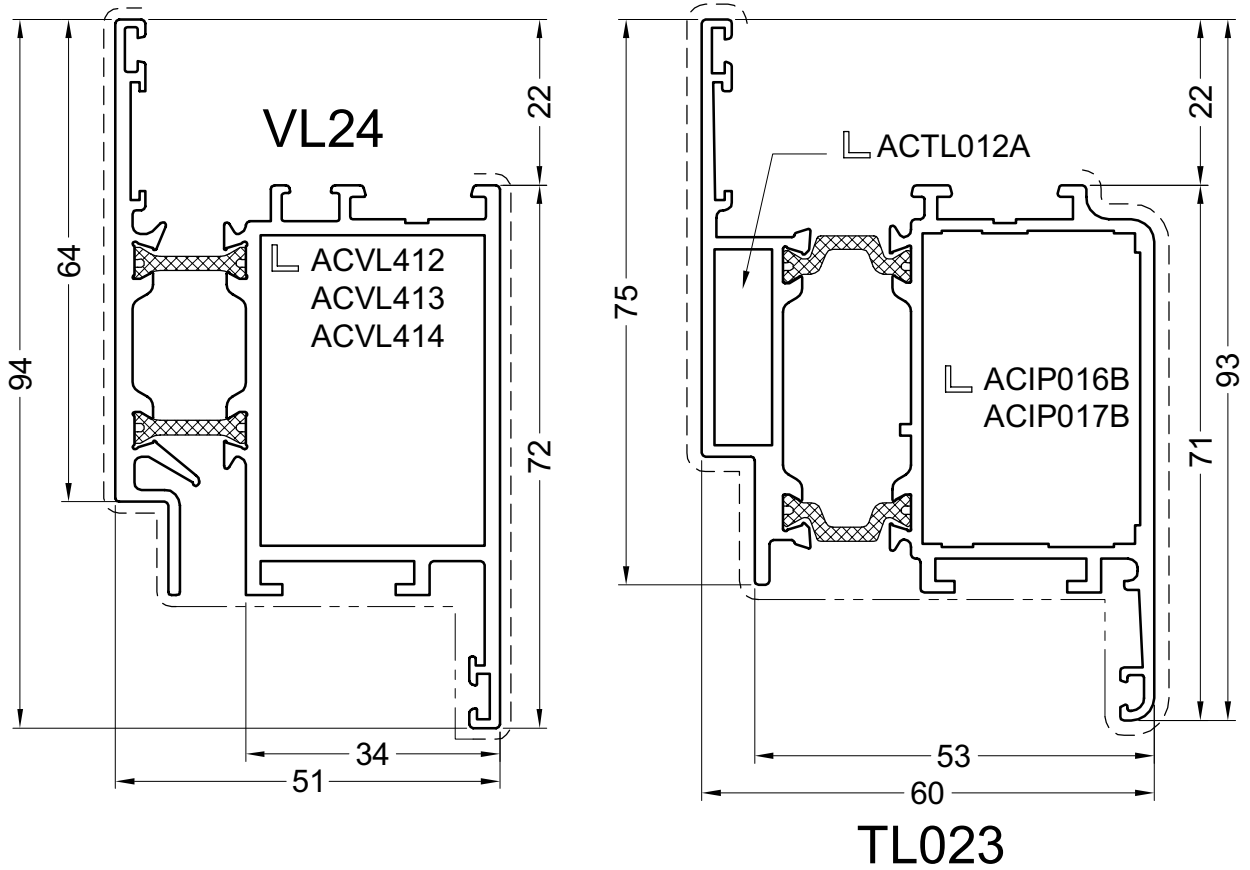
pag_a08

Primaire zichtbare zijde
Face visible primaire
Primär sichtbare Seite
Primary visible side

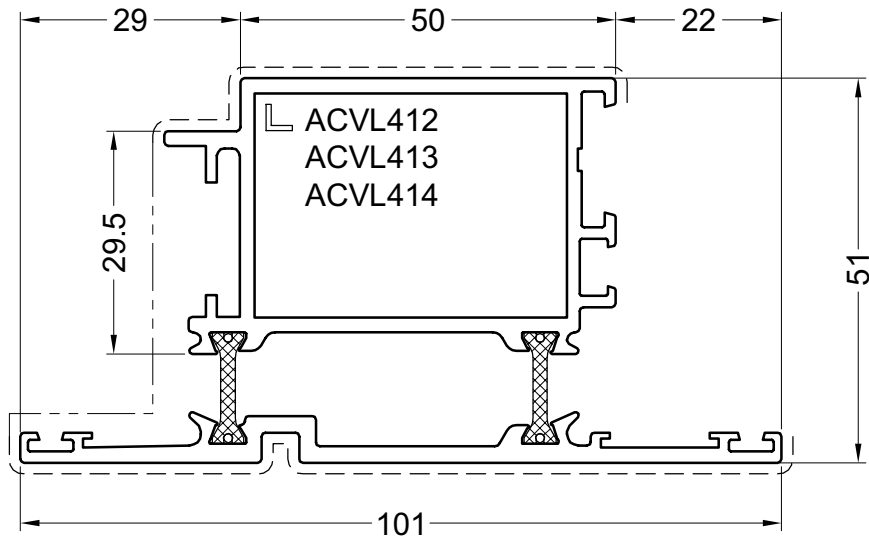
Secundaire zichtbare zijde
Face visible secondaire
Secondär sichtbare Seite
Secondary visible side

VLEUGELPROFIELEN
OUVRANTS
FLUGELPROFILE
VENT PROFILES

PROFIELEN - PROFILS- PROFILE - PROFILES



VL25

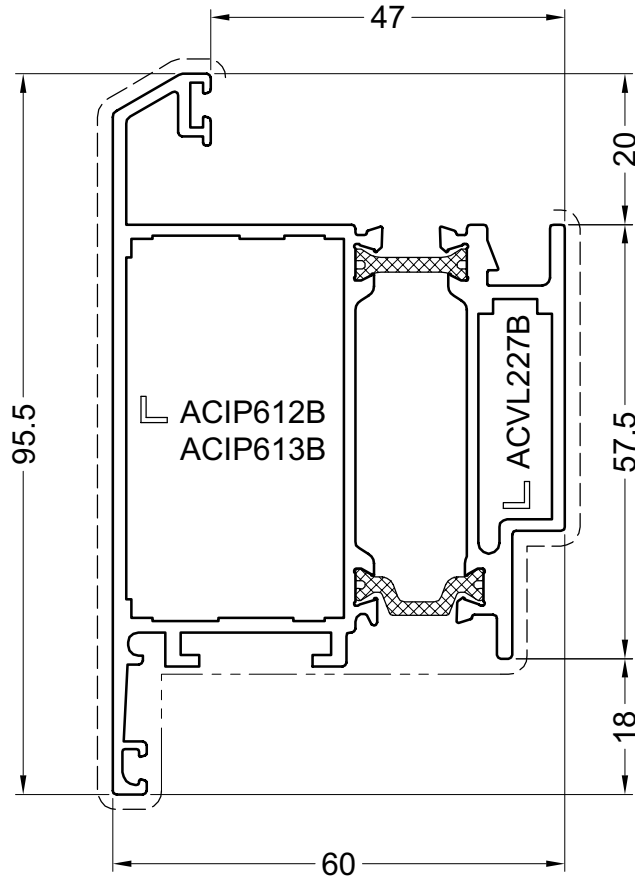


pag_a09

Primaire zichtbare zijde
Face visible primaire
Primär sichtbare Seite
Primary visible side

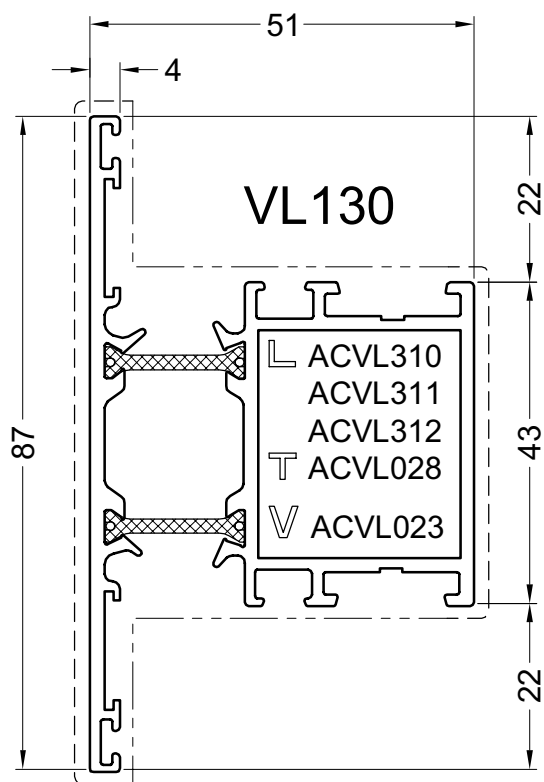
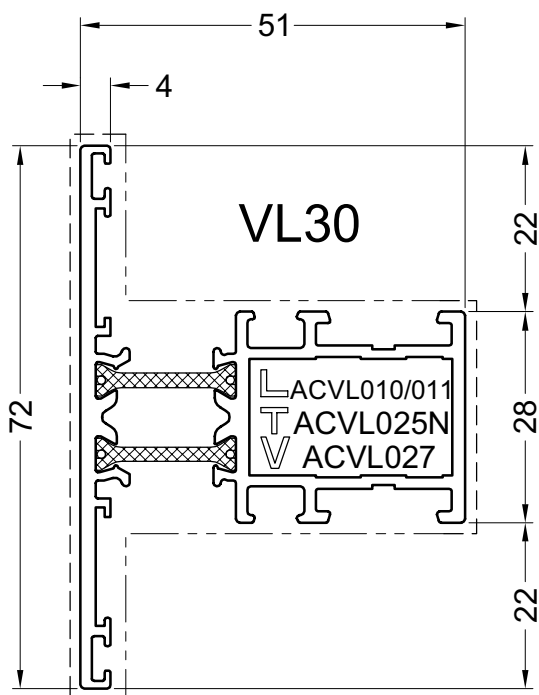
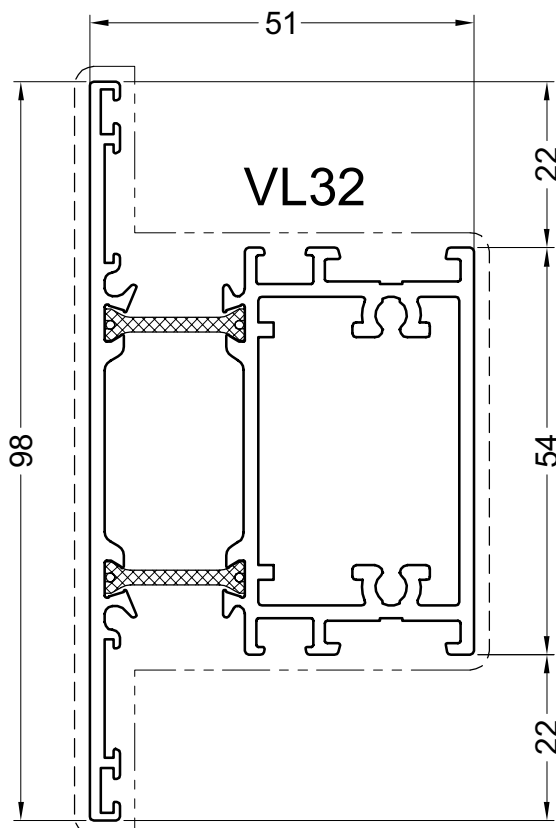
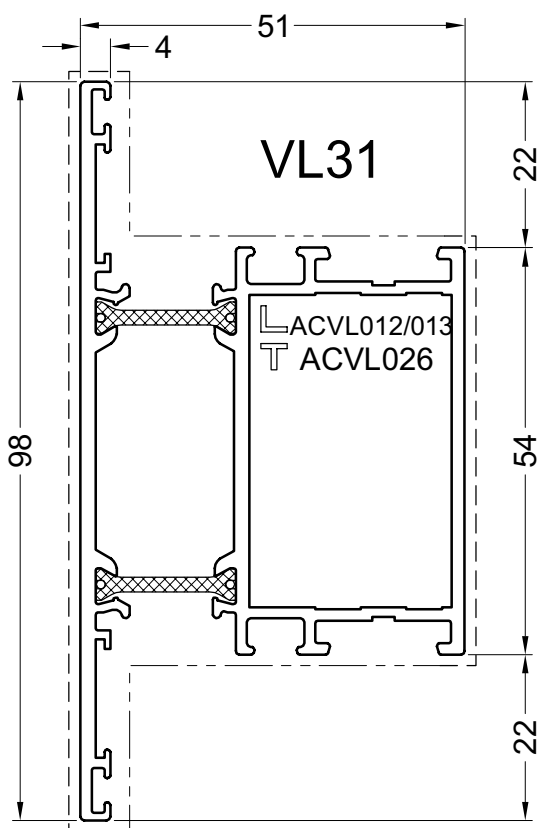
Secundaire zichtbare zijde
Face visible secondaire
Secondär sichtbare Seite
Secondary visible side

VL27



TUSSENREGELS
TRAVERS
SPROSSENPROFIE
TRANSOMS

PROFIELEN - PROFILS- PROFILE - PROFILES



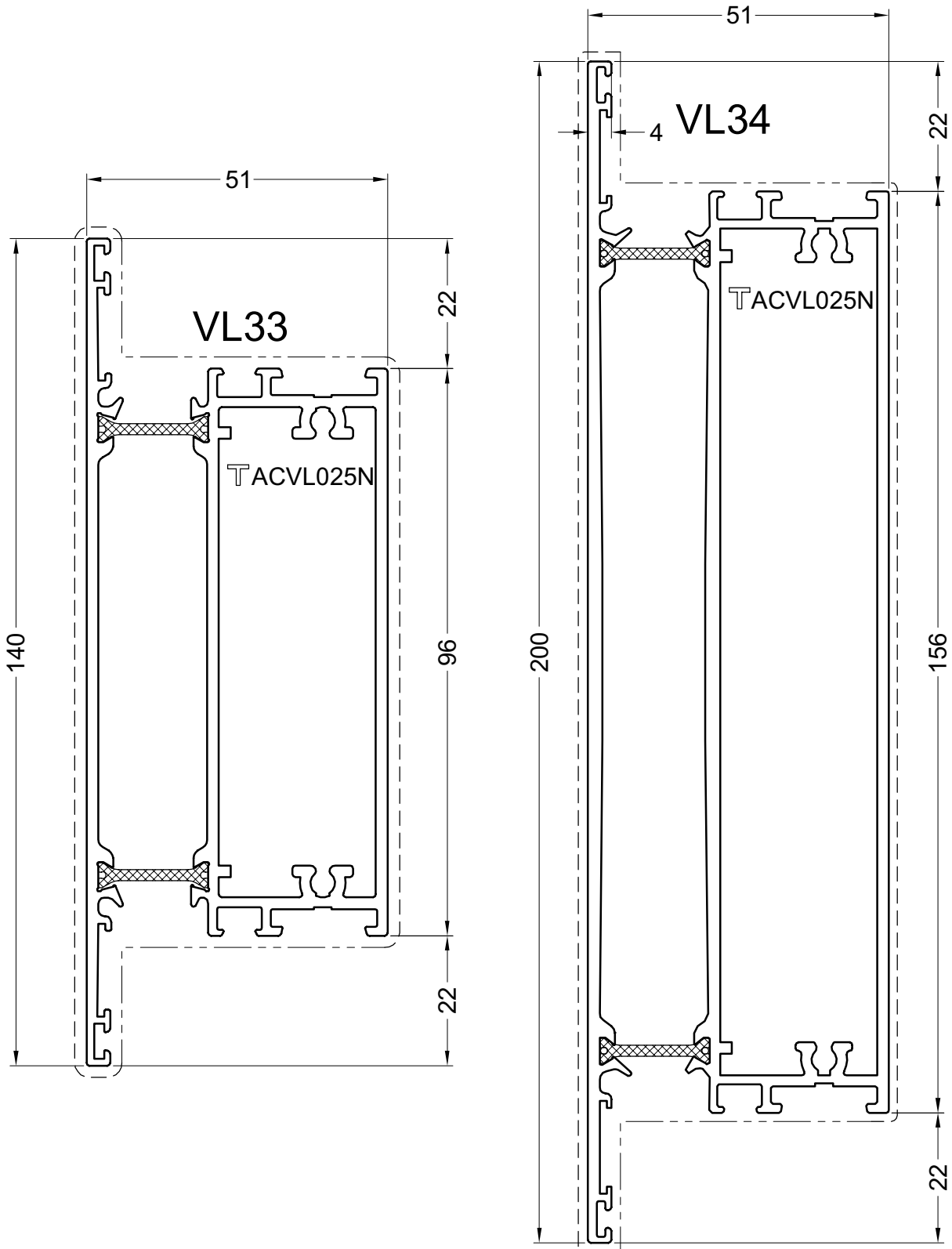
pag_a04

Primaire zichtbare zijde
Face visible primaire
Primär sichtbare Seite
Primary visible side

Secundaire zichtbare zijde
Face visible secondaire
Secondär sichtbare Seite
Secondary visible side

TUSSENREGELS
TRAVERS
SPROSSENPROFILE
TRANSOMS

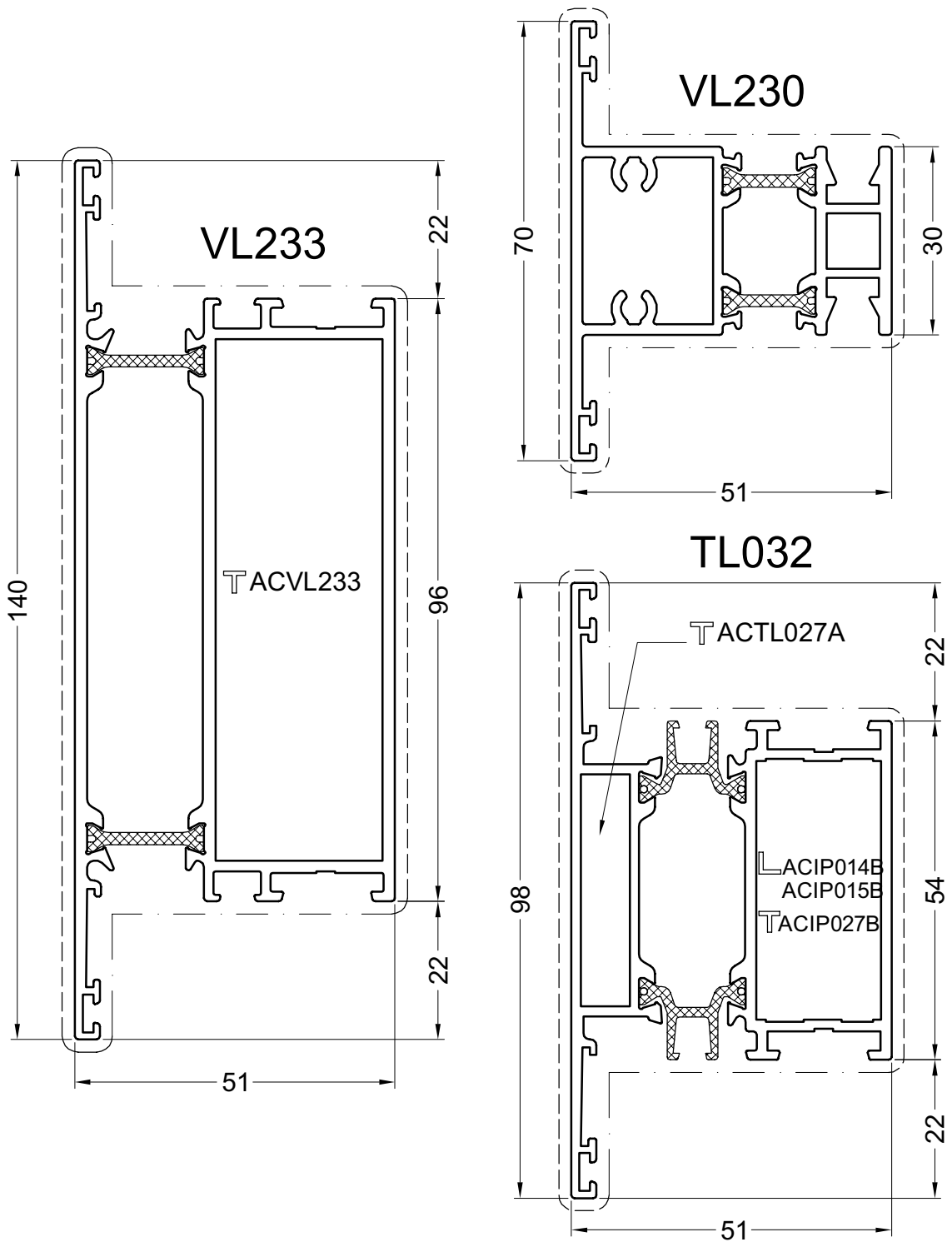
PROFIELEN - PROFILS - PROFILE - PROFILES



pag_a31

TUSSENREGELS
TRAVERS
SPROSSENPROFIELE
TRANSOMS

PROFIELEN - PROFILS- PROFILE - PROFILES



pag_a31a

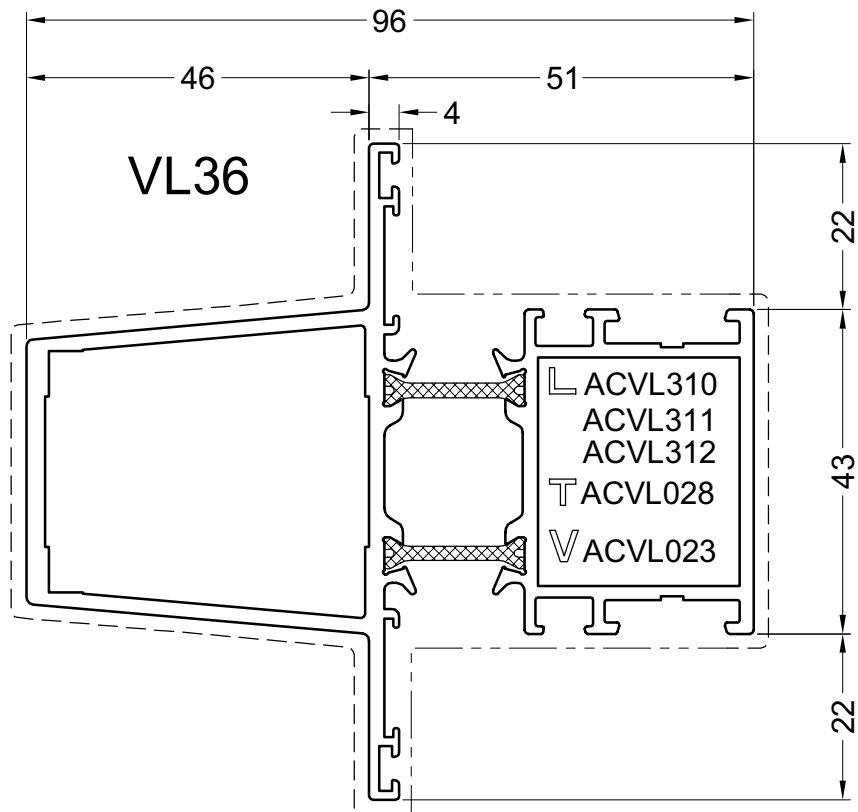
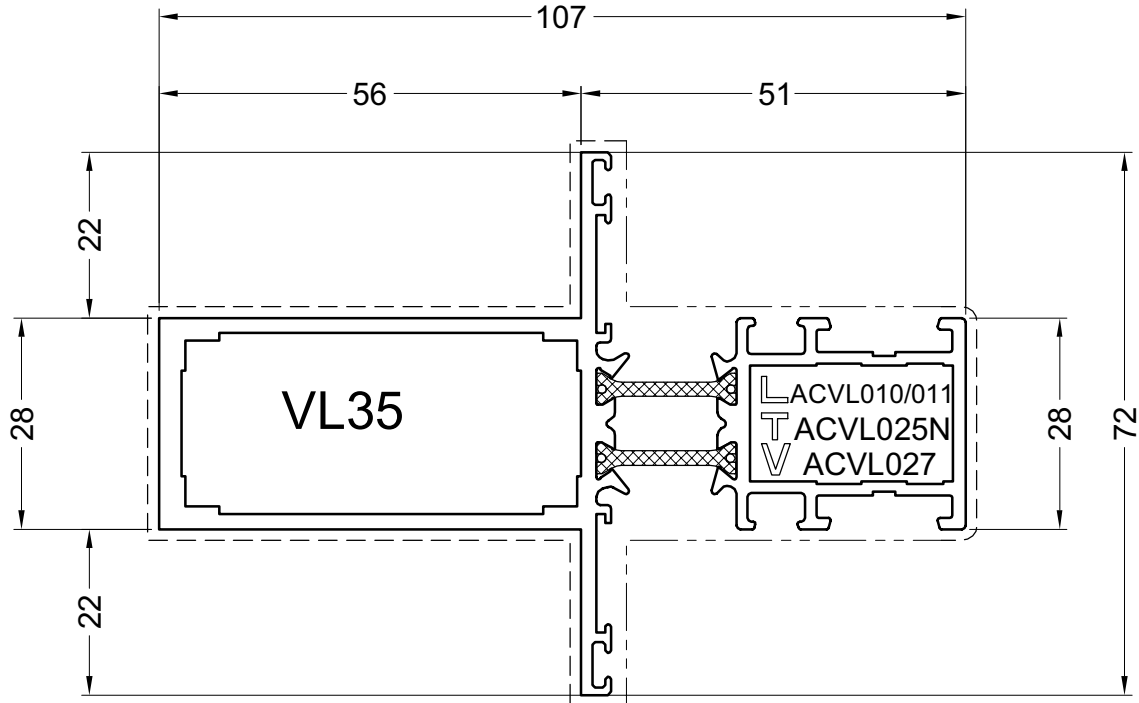
Primaire zichtbare zijde
Face visible primaire
Primär sichtbare Seite
Primary visible side

Secundaire zichtbare zijde
Face visible secondaire
Secondär sichtbare Seite
Secondary visible side

14/4/08

TUSSENREGELS
TRAVERS
SPROSSENPROFILE
TRANSOMS

PROFIELEN - PROFILS - PROFILE - PROFILES

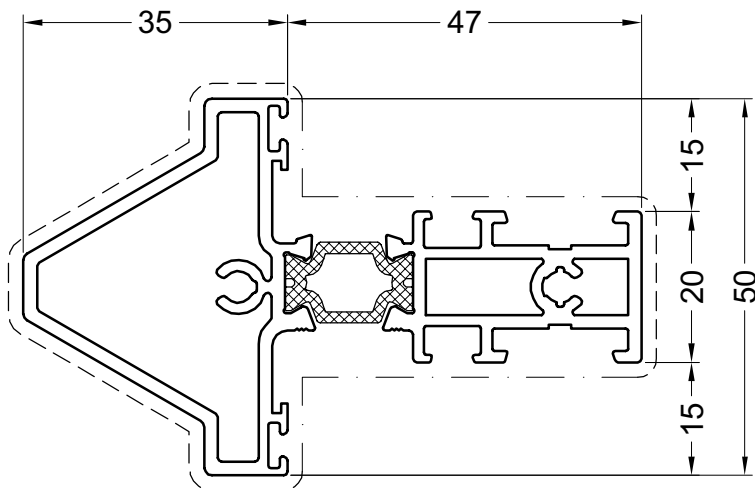


pag_a05

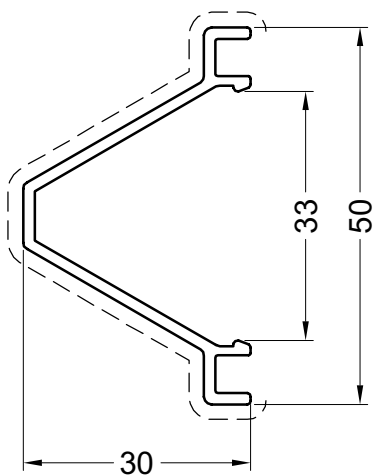
TUSSENREGELS
TRAVERS
SPROSSENPROFIE
TRANSOMS

PROFIELEN - PROFILS- PROFILE - PROFILES

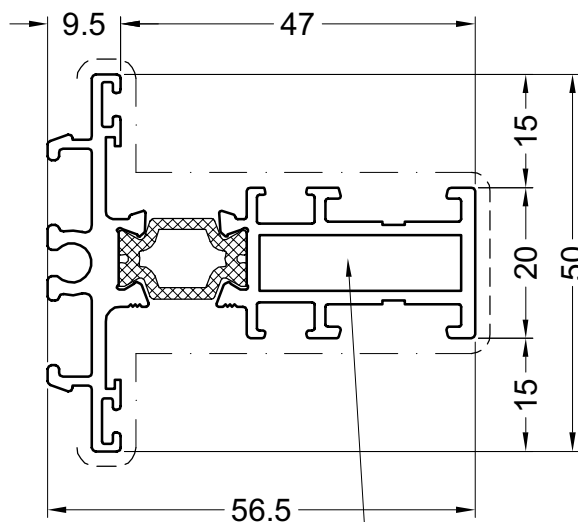
ST030



ST131



ST130



└ ACST010B
└ ACST030
└ ACST031

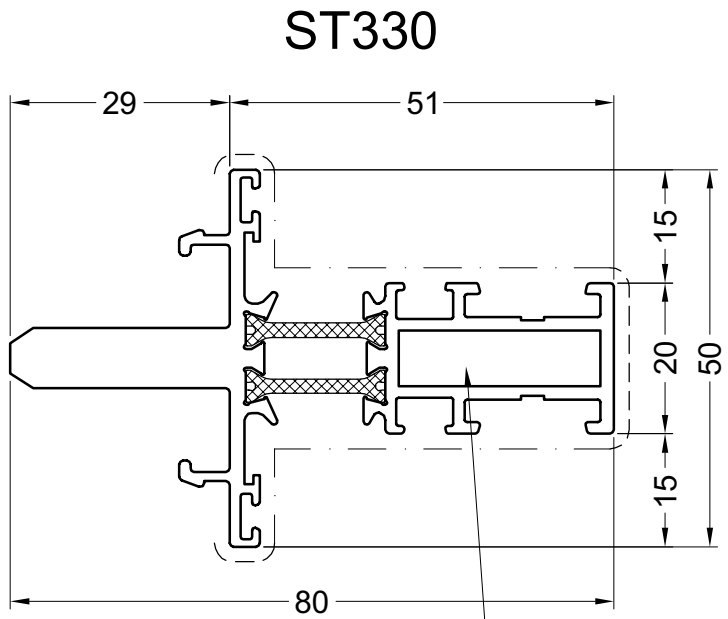
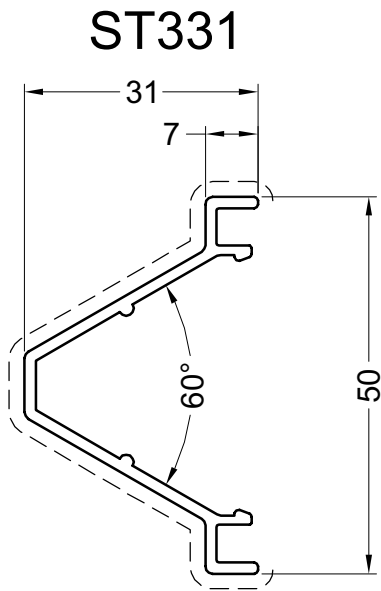
pag_a35

Primaire zichtbare zijde
Face visible primaire
Primär sichtbare Seite
Primary visible side

Secundaire zichtbare zijde
Face visible secondaire
Secondär sichtbare Seite
Secondary visible side

TUSSENREGELS
TRAVERS
SPROSSENPROFILE
TRANSOMS

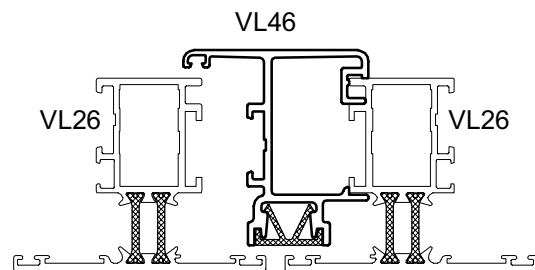
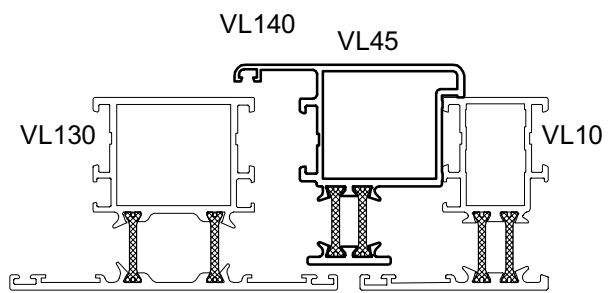
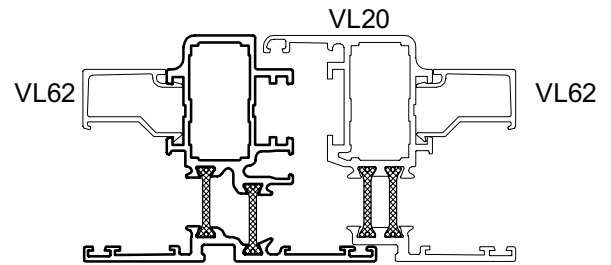
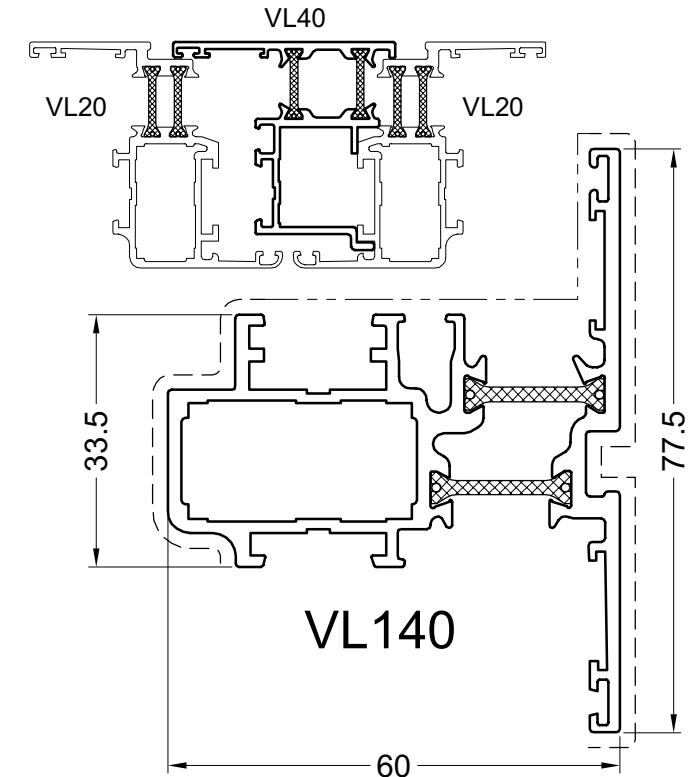
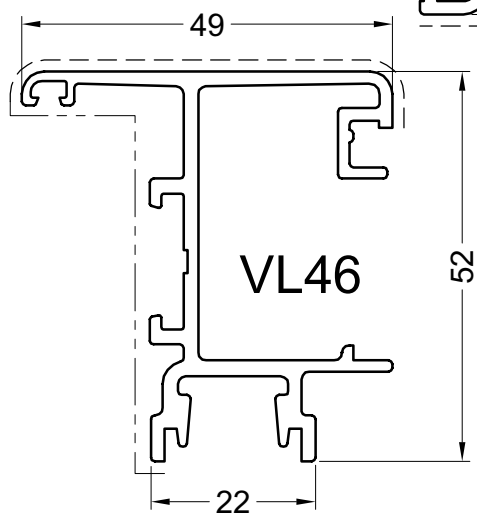
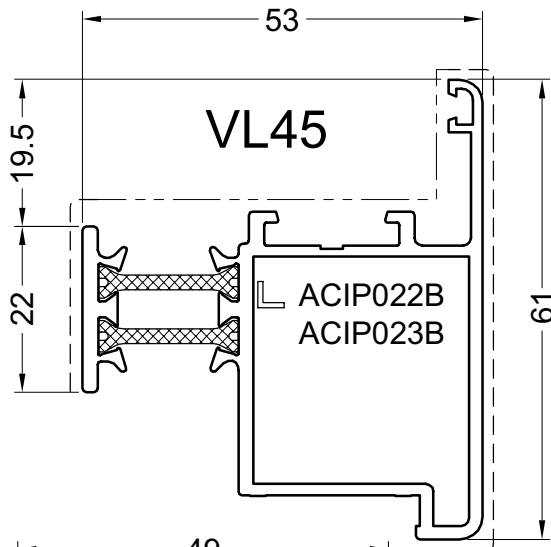
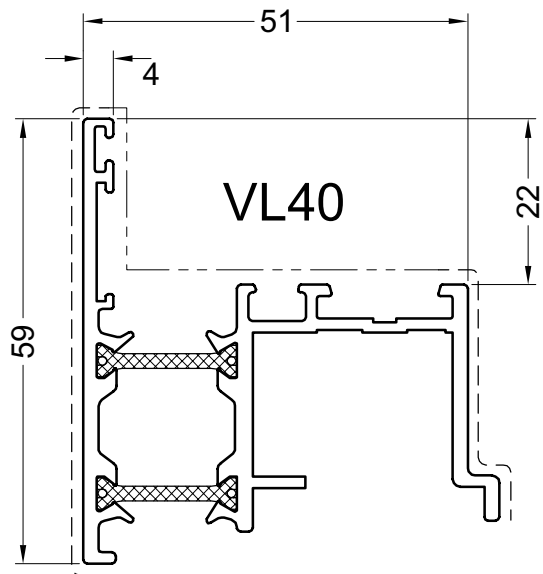
PROFIELEN - PROFILS - PROFILE - PROFILES



L ACST010B
T ACST030
ACST031

STOLPPROFIELEN
MAUCLAIRS
STULP PROFILE
DOUBLE CASEMENT PROFILES

PROFIELEN - PROFILS- PROFILE - PROFILES



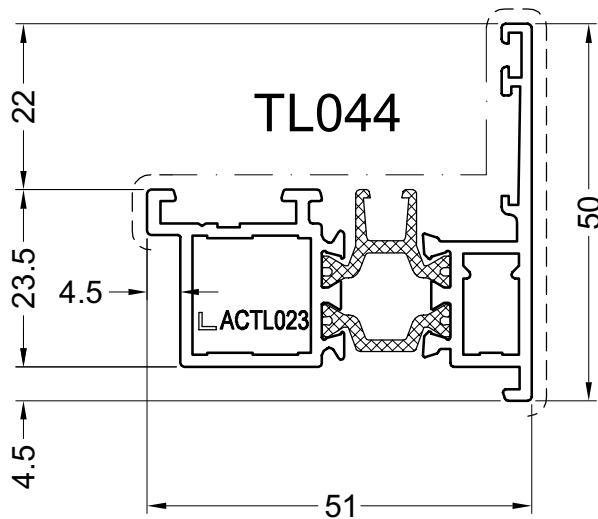
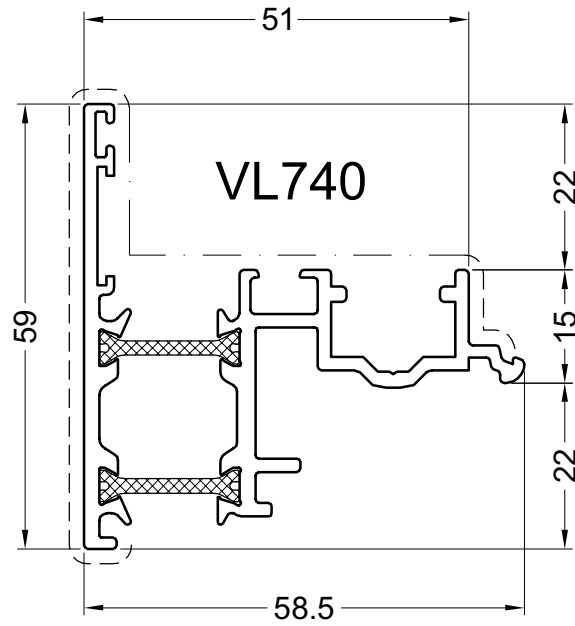
pag_a10

Primaire zichtbare zijde
Face visible primaire
Primär sichtbare Seite
Primary visible side

Secundaire zichtbare zijde
Face visible secondaire
Secondär sichtbare Seite
Secondary visible side

STOLPPROFIELEN
MAUCLAIRS
STULP PROFILE
DOUBLE CASEMENT PROFILES

PROFIELEN - PROFILS- PROFILE - PROFILES



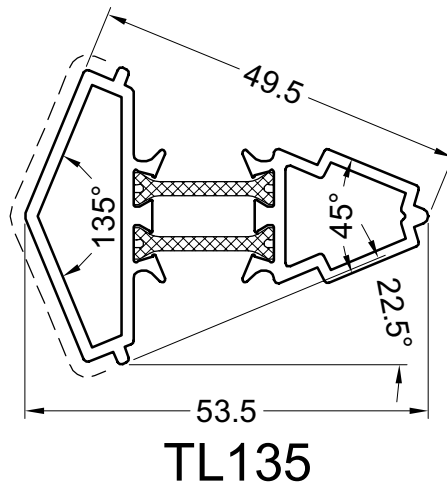
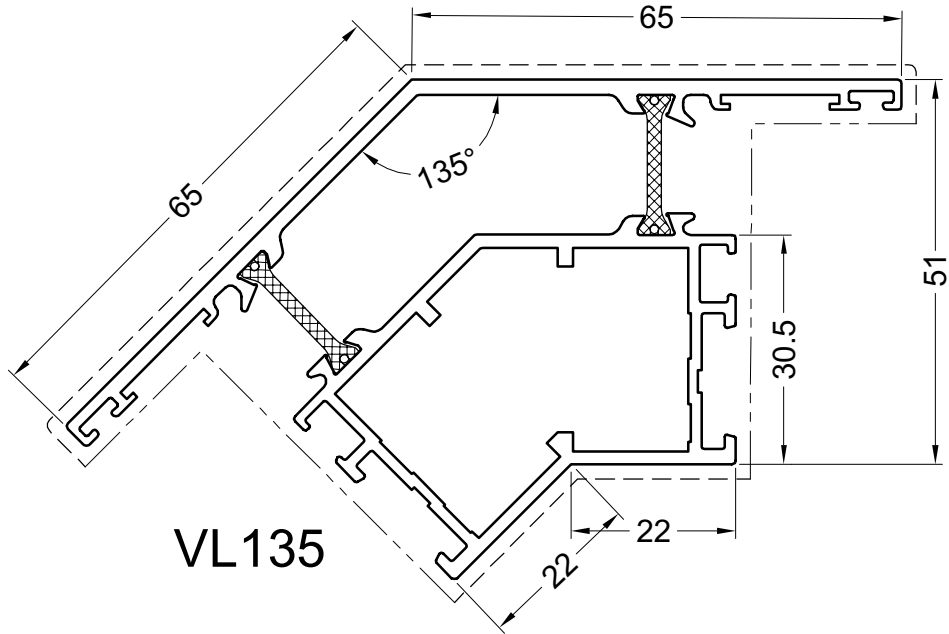
blad3

Primaire zichtbare zijde
Face visible primaire
Primär sichtbare Seite
Primary visible side

Secundaire zichtbare zijde
Face visible secondaire
Secondär sichtbare Seite
Secondary visible side

HOEKPROFIELEN
POTEAUX D'ANGLE
ECKPROFILE
CORNER PROFILES

PROFIELEN - PROFILS- PROFILE - PROFILES



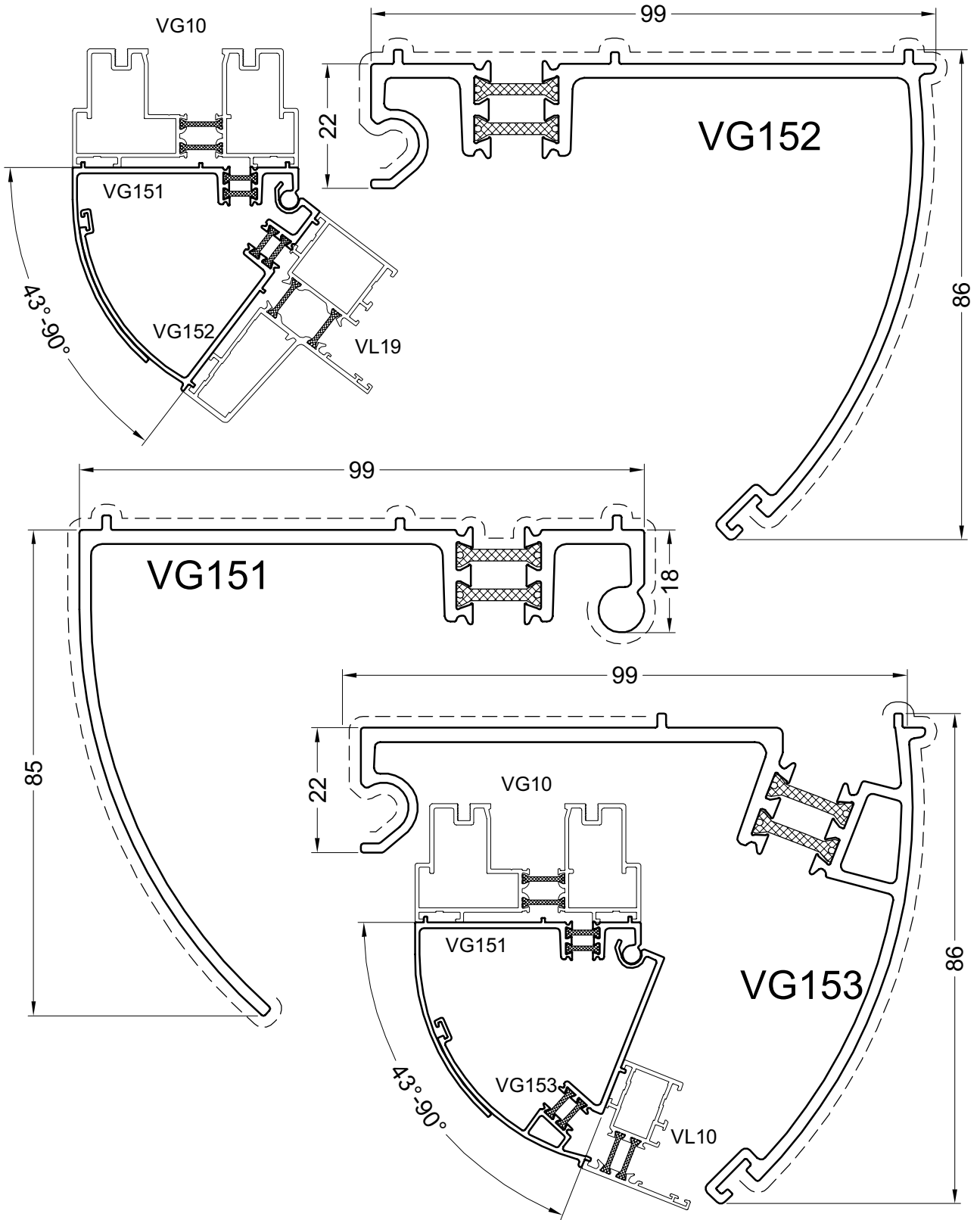
pag_a06

Primaire zichtbare zijde
Face visible primaire
Primär sichtbare Seite
Primary visible side

Secundaire zichtbare zijde
Face visible secondaire
Secondär sichtbare Seite
Secondary visible side

HOEKPROFIELEN
POTEAUX D'ANGLE
ECKPROFILE
CORNER PROFILES

PROFIELEN - PROFILS - PROFILE - PROFILES



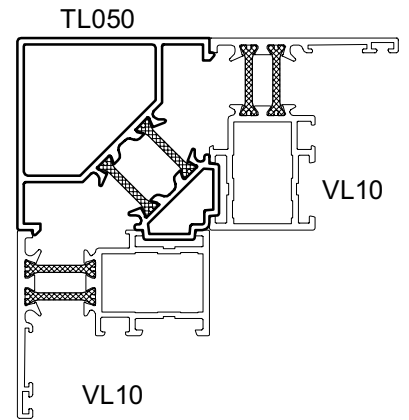
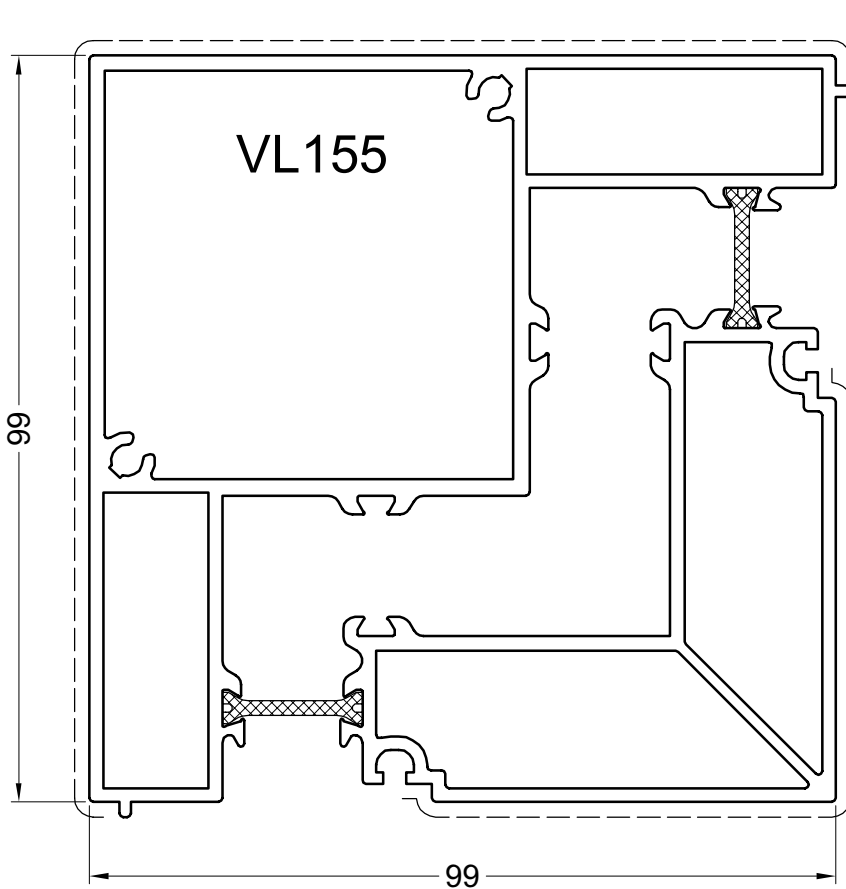
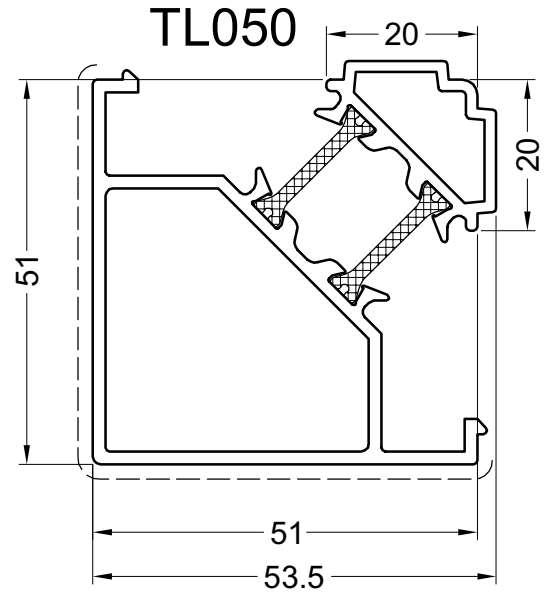
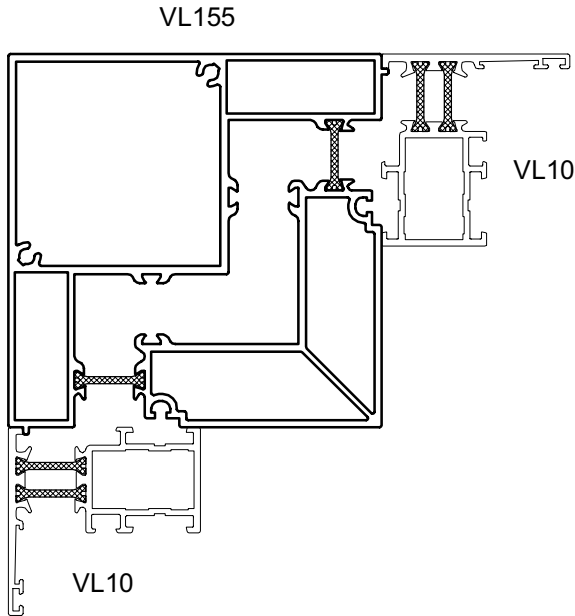
pag_a11

Primaire zichtbare zijde
Face visible primaire
Primär sichtbare Seite
Primary visible side

Secundaire zichtbare zijde
Face visible secondaire
Secondär sichtbare Seite
Secondary visible side

HOEKPROFIELEN
POTEAUX D'ANGLE
ECKPROFILE
CORNER PROFILES

PROFIELEN - PROFILS- PROFILE - PROFILES



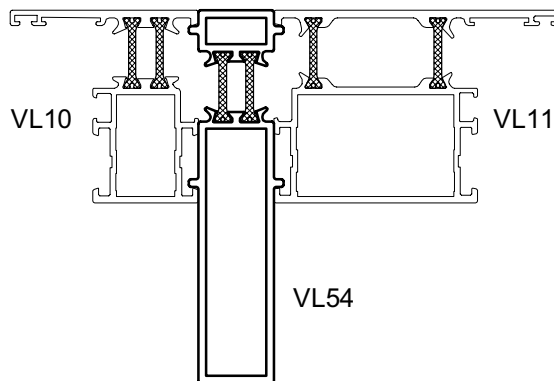
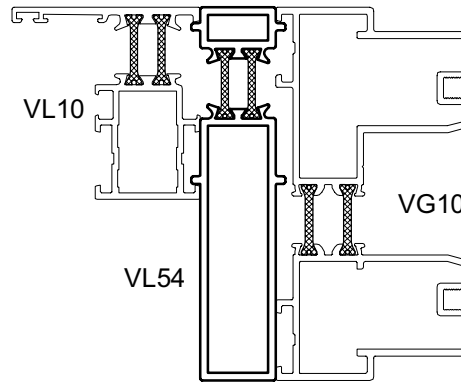
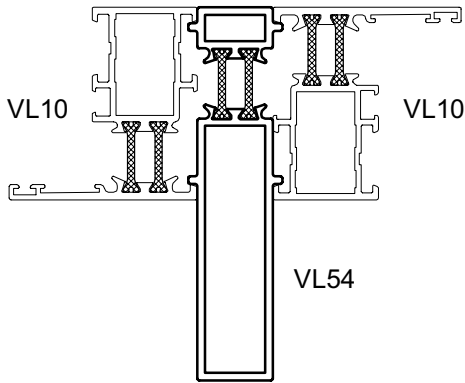
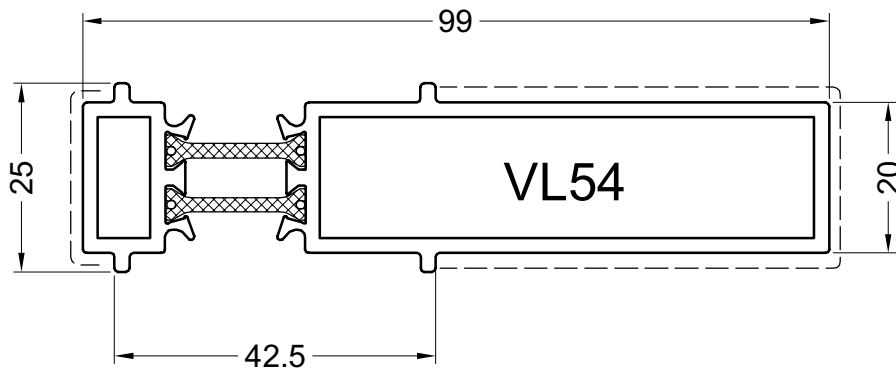
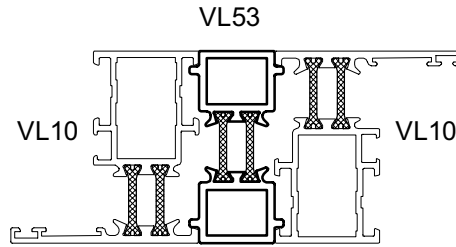
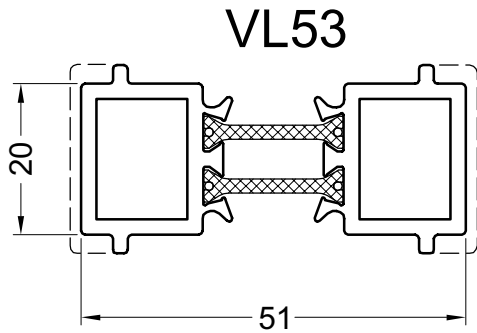
pag_a12

Primaire zichtbare zijde
Face visible primaire
Primär sichtbare Seite
Primary visible side

Secundaire zichtbare zijde
Face visible secondaire
Secondär sichtbare Seite
Secondary visible side

HOEKPROFIELEN
POTEAUX D'ANGLE
ECKPROFILE
CORNER PROFILES

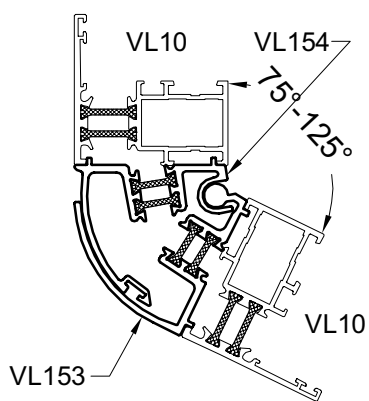
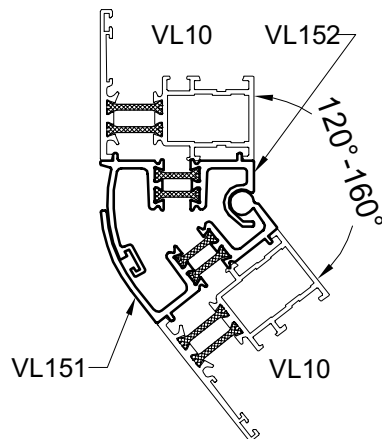
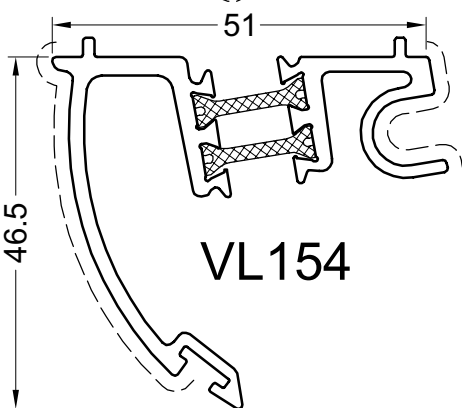
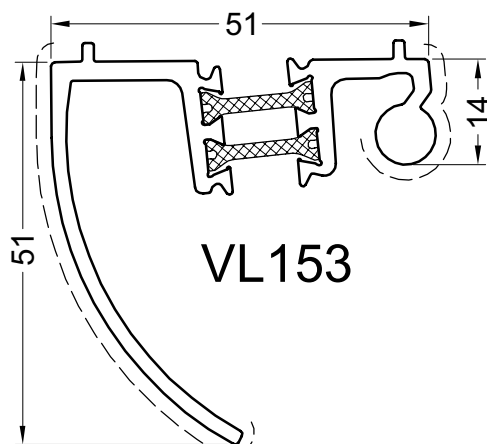
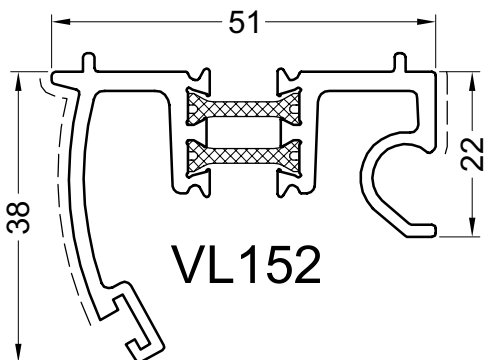
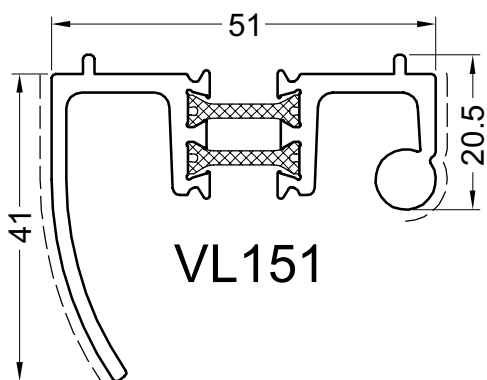
PROFIELEN - PROFILS- PROFILE - PROFILES



pag_a13

HOEKPROFIELEN
POTEAUX D'ANGLE
ECKPROFILE
CORNER PROFILES

PROFIELEN - PROFILS- PROFILE - PROFILES



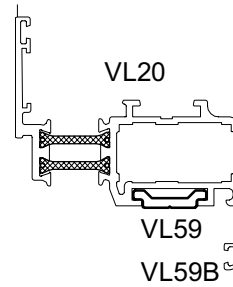
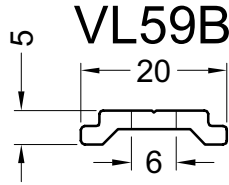
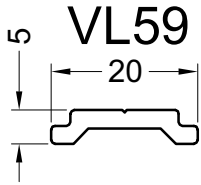
pag_a38

Primaire zichtbare zijde
Face visible primaire
Primär sichtbare Seite
Primary visible side

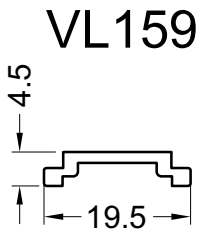
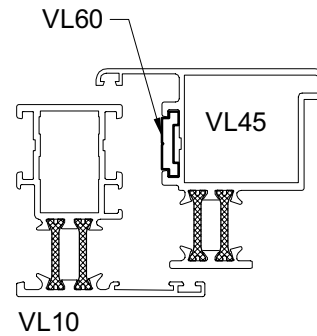
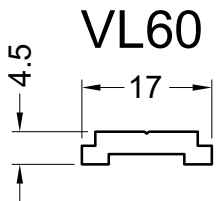
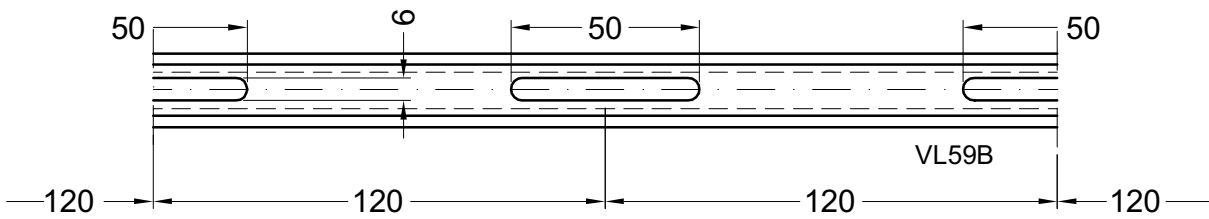
Secundaire zichtbare zijde
Face visible secondaire
Secondär sichtbare Seite
Secondary visible side

SLUITLATTEN
TRINGLES
SCHUBSTANGE
LINKBARS

PROFIELEN - PROFILS- PROFILE - PROFILES



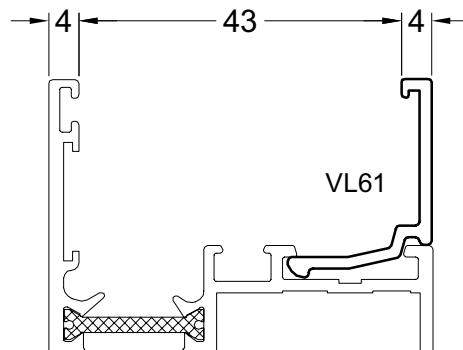
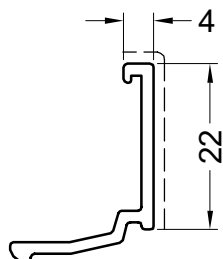
VL59B Voorzien van sleuven 6 x 50mm om de 120mm
 VL59B Avec Lumieres 6 x 50mm H.H. tous les 120mm
 VL59B Mit Langlocher 6 x 50mm alle 120mm
 VL59B With Slots 6 x 50mm every 120mm



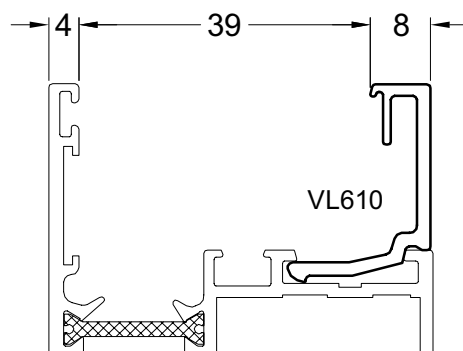
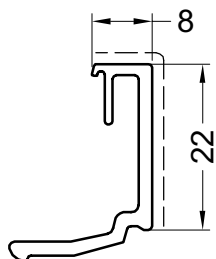
GLASLATTEN
LATTES A VITRAGE
GLASLEISTE
GLAZING BEADS

PROFIELEN - PROFILS- PROFILE - PROFILES

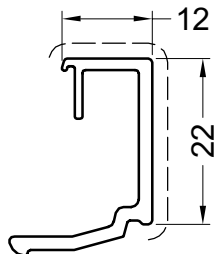
VL61



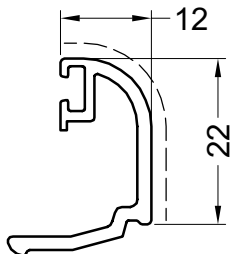
VL610



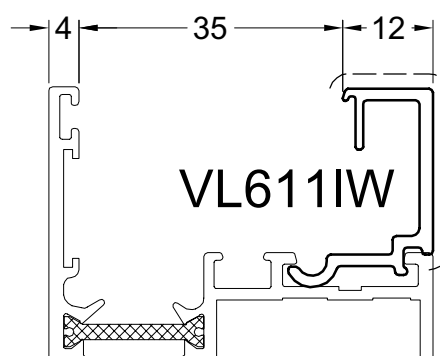
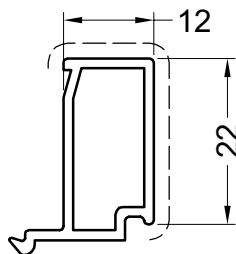
VL611



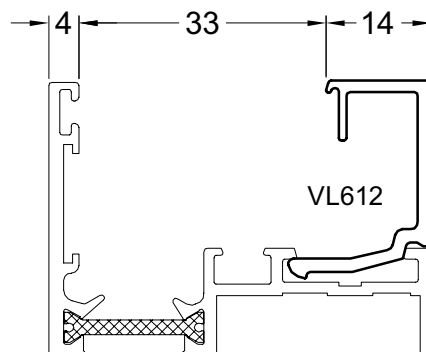
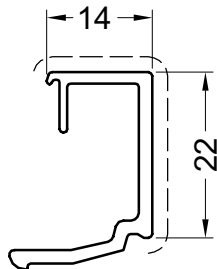
VL161



VL561



VL612



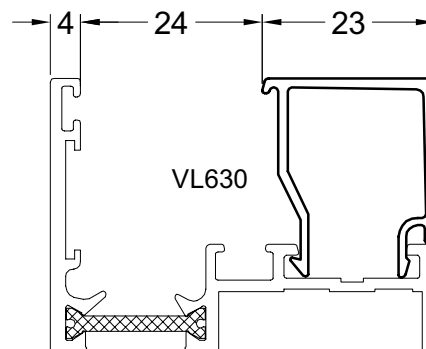
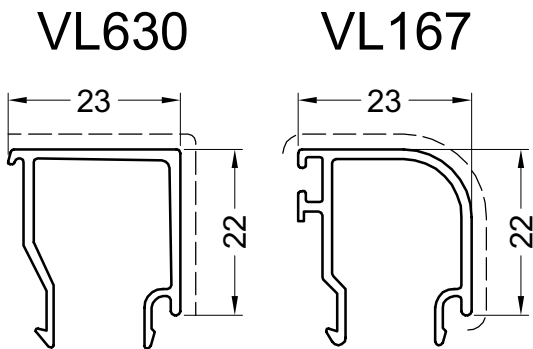
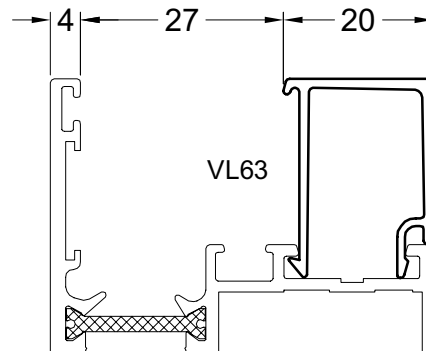
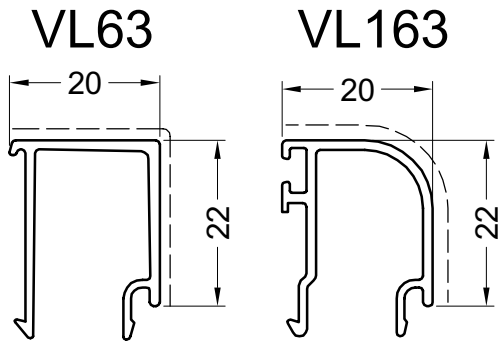
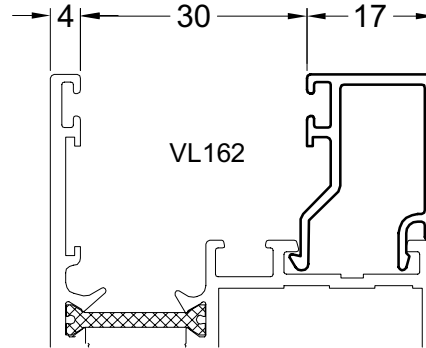
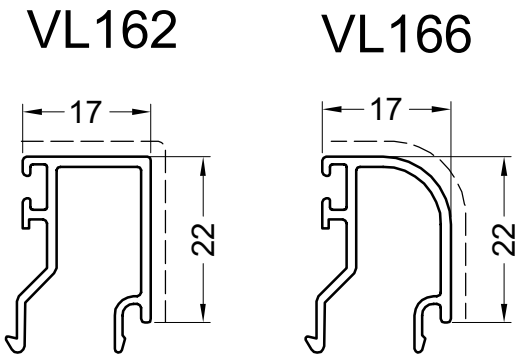
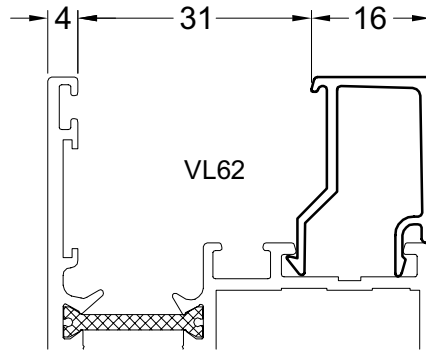
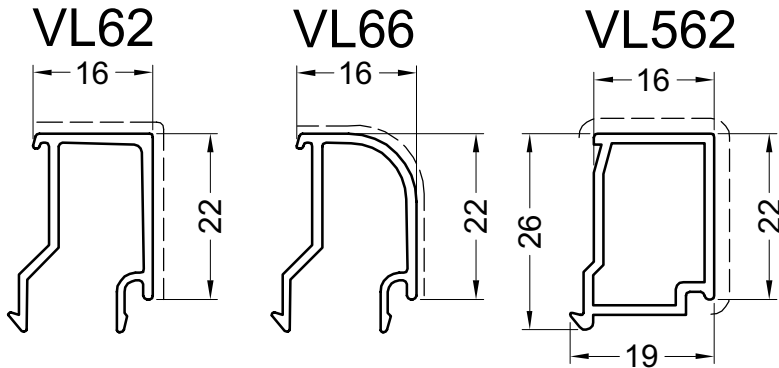
pag_a15

Primaire zichtbare zijde
Face visible primaire
Primär sichtbare Seite
Primary visible side

Secundaire zichtbare zijde
Face visible secondaire
Secundär sichtbare Seite
Secondary visible side

GLASLATTEN
LATTES A VITRAGE
GLASLEISTE
GLAZING BEADS

PROFIELEN - PROFILS - PROFILE - PROFILES



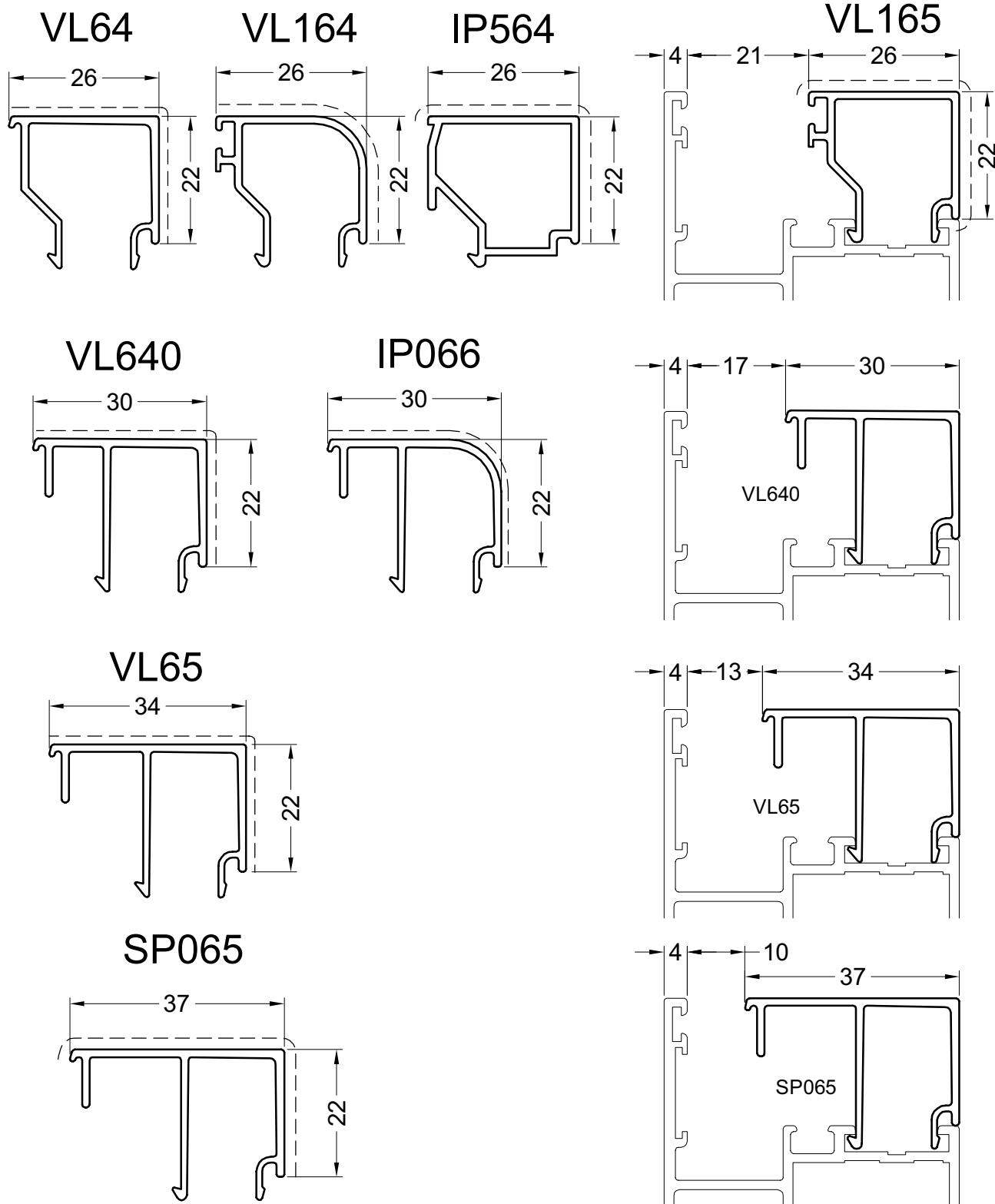
pag_a16

Primaire zichtbare zijde
Face visible primaire
Primär sichtbare Seite
Primary visible side

Secundaire zichtbare zijde
Face visible secondaire
Secondär sichtbare Seite
Secondary visible side

GLASLATTEN
LATTES A VITRAGE
GLASLEISTE
GLAZING BEADS

PROFIELEN - PROFILS- PROFILE - PROFILES



pag_a17

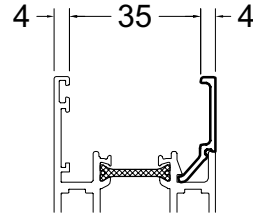
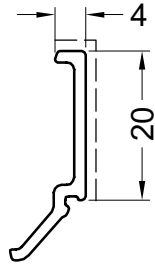
Primaire zichtbare zijde
Face visible primaire
Primär sichtbare Seite
Primary visible side

Secundaire zichtbare zijde
Face visible secondaire
Secondär sichtbare Seite
Secondary visible side

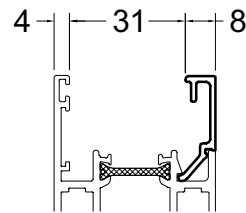
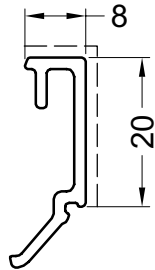
GLASLATTEN
LATTES A VITRAGE
GLASLEISTE
GLAZING BEADS

PROFIELEN - PROFILS- PROFILE - PROFILES

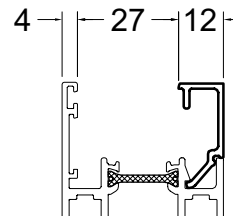
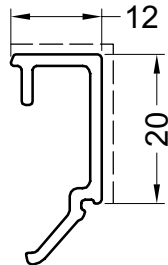
VG40



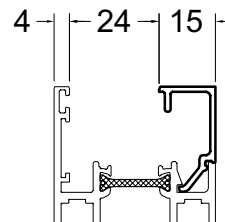
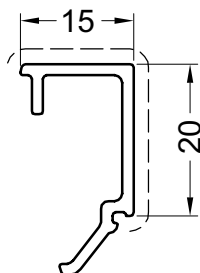
VG41



VG42



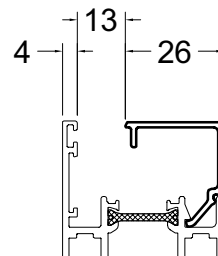
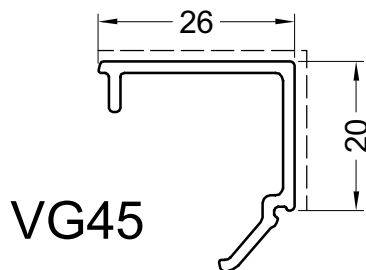
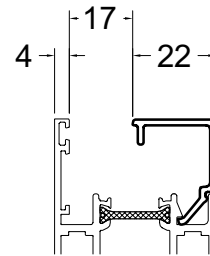
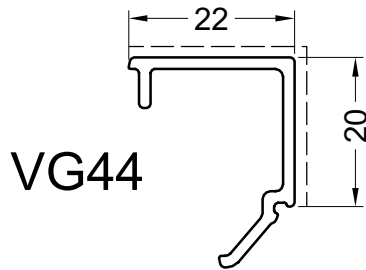
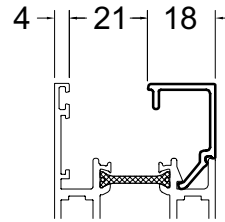
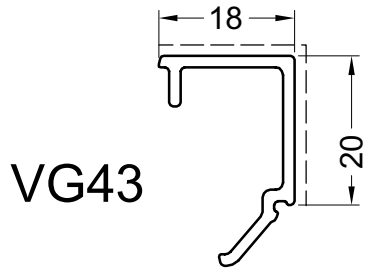
VG421



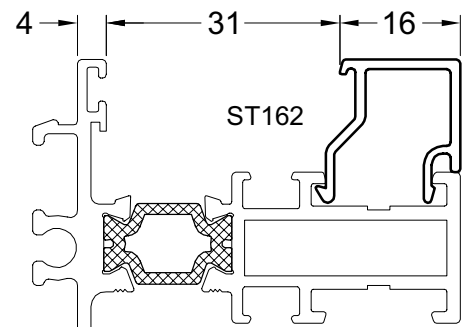
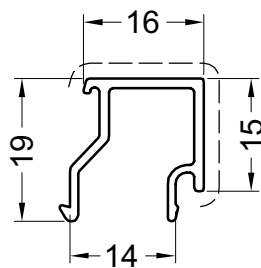
pag_a41

GLASLATTEN
LATTES A VITRAGE
GLASLEISTE
GLAZING BEADS

PROFIELEN - PROFILS- PROFILE - PROFILES



ST162



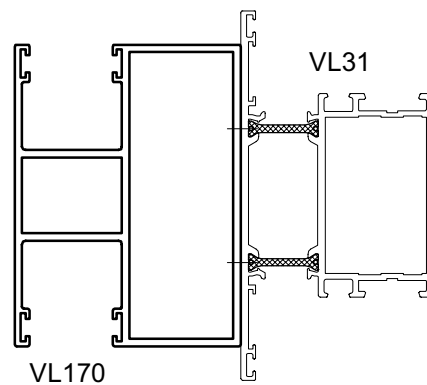
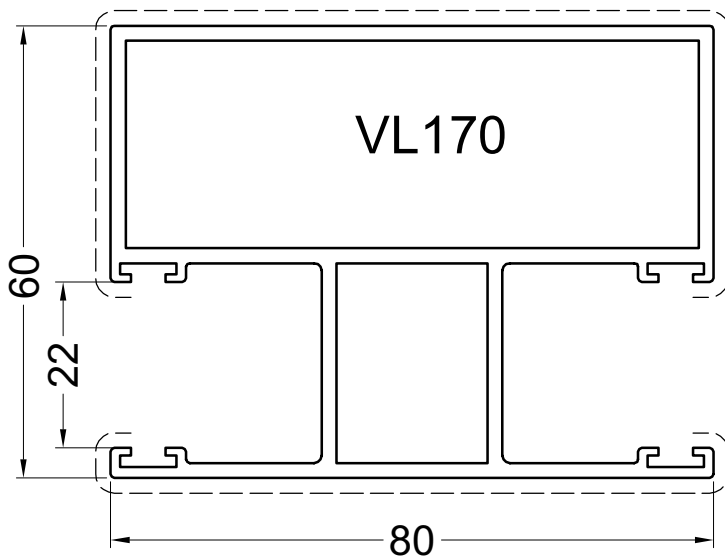
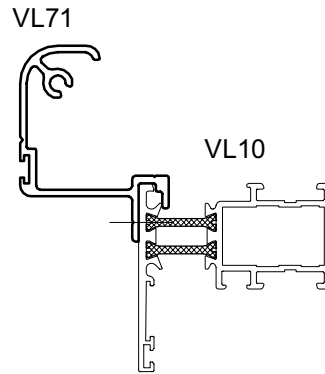
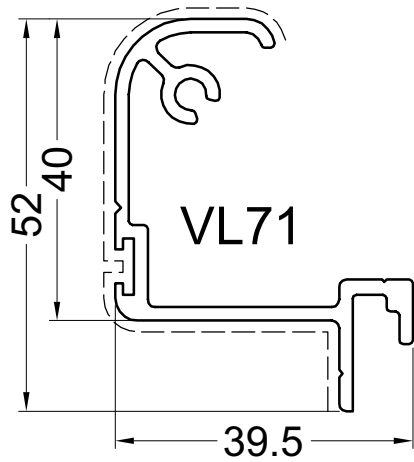
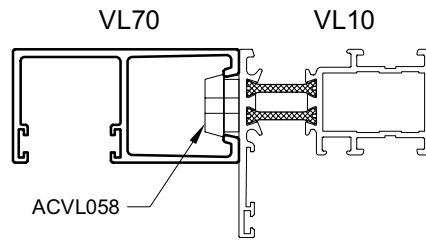
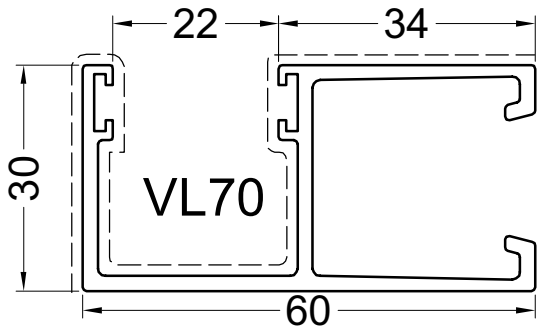
pag_a42

Primaire zichtbare zijde
Face visible primaire
Primär sichtbare Seite
Primary visible side

Secundaire zichtbare zijde
Face visible secondaire
Secondär sichtbare Seite
Secondary visible side

ROLLUIKPROFIELEN
PROFILS STORE
ROLLADEN PROFILE
SHUTTER PROFILES

PROFIELEN - PROFILS - PROFILE - PROFILES



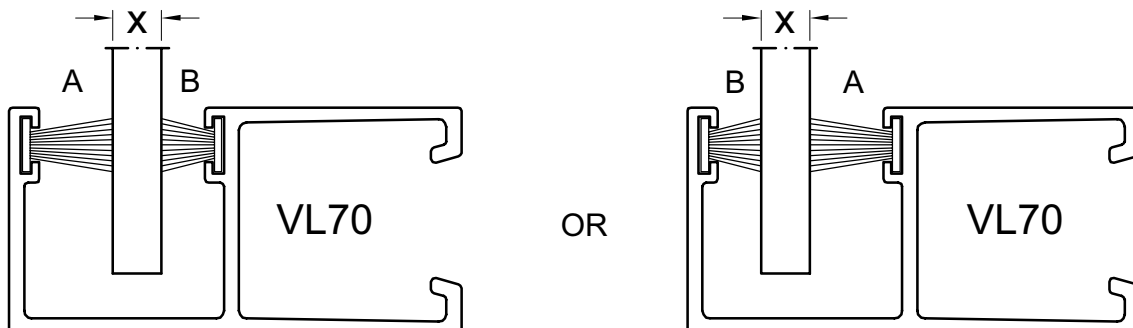
ROLPROFIEL

Primaire zichtbare zijde
Face visible primaire
Primär sichtbare Seite
Primary visible side

Secundaire zichtbare zijde
Face visible secondaire
Secondär sichtbare Seite
Secondary visible side

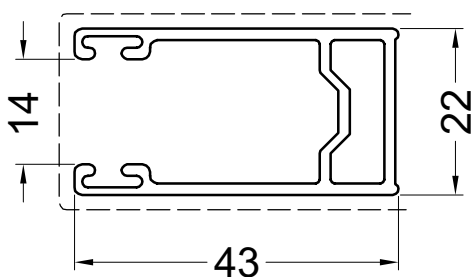
ROLLUIKPROFIELEN
PROFILS STORE
ROLLADEN PROFILE
SHUTTER PROFILES

PROFIELEN - PROFILS - PROFILE - PROFILES

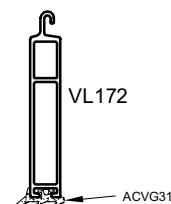
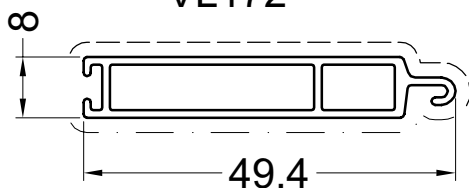


X	A	B
6 → 8	ACSR011	ACSR011
8 → 12	ACSR011	ACVL033
12 → 14	ACSR011	ACVG042
14 → 15	ACVL033	ACVL033
15 → 17	ACVL033	ACVG042
17 → 18	ACVG042	ACVG042

VL171



VL172



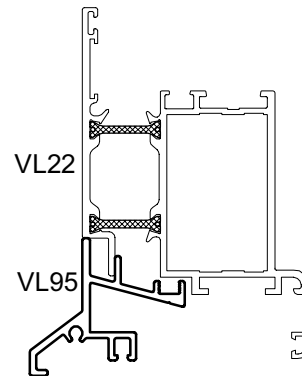
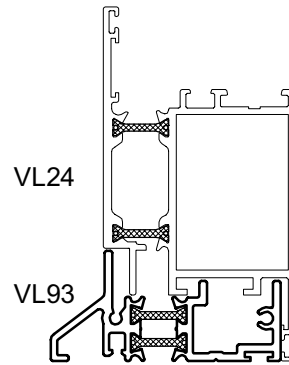
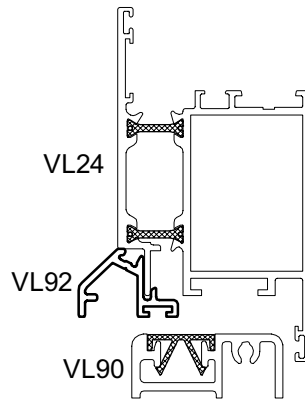
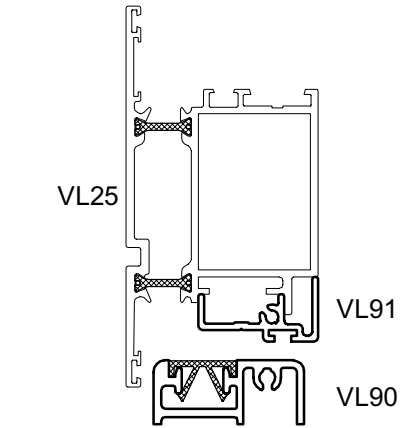
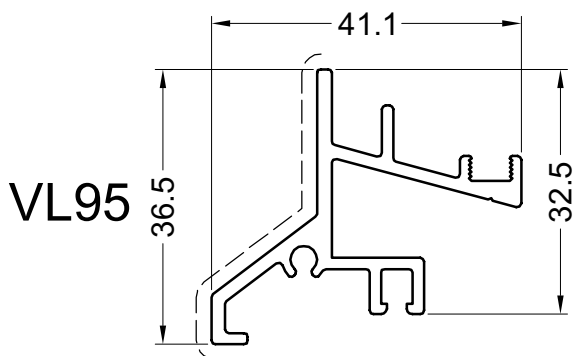
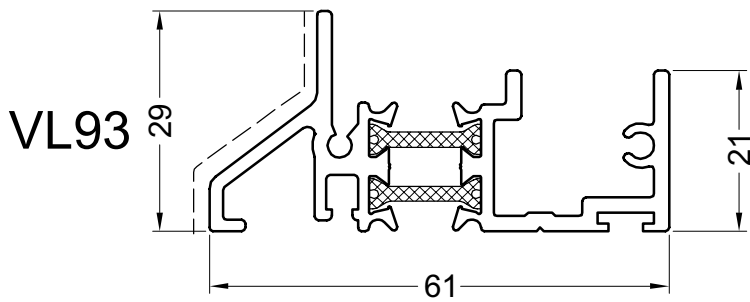
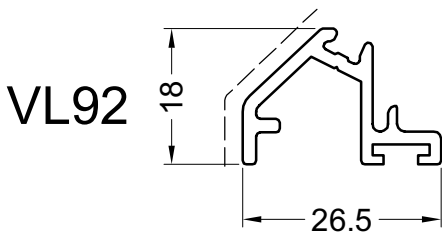
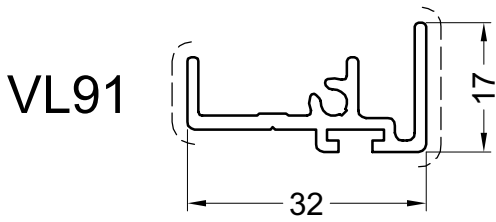
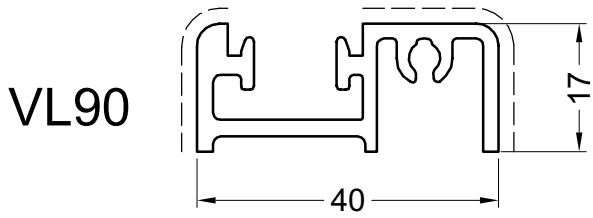
ROLTABEL

Primaire zichtbare zijde
Face visible primaire
Primär sichtbare Seite
Primary visible side

Secundaire zichtbare zijde
Face visible secondaire
Secondär sichtbare Seite
Secondary visible side

DORPELPROFIELEN
SEUILS
SOLLPROFILE
SILL MEMBERS

PROFIELEN - PROFILS- PROFILE - PROFILES

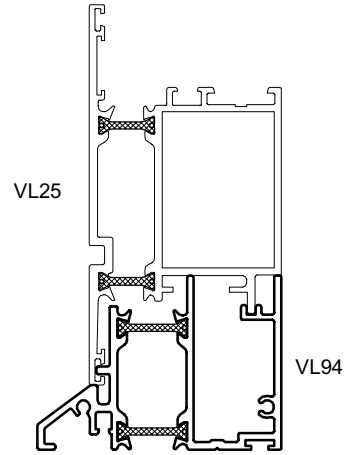
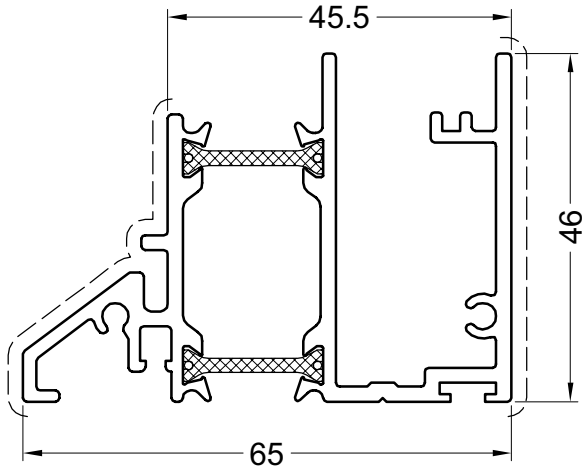


pag_a20

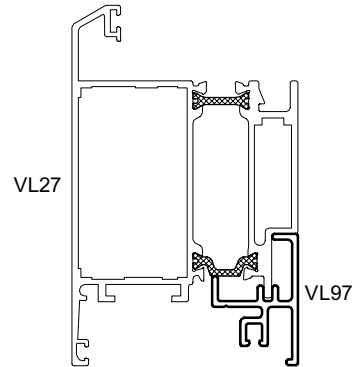
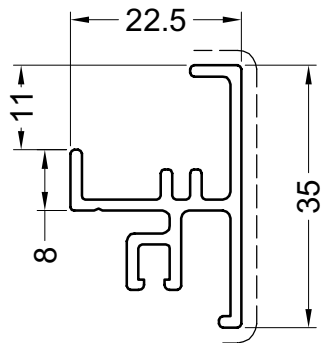
DORPELPROFIELEN
SEUILS
SOLLPROFIELE
SILL MEMBERS

PROFIELEN - PROFILS- PROFILE - PROFILES

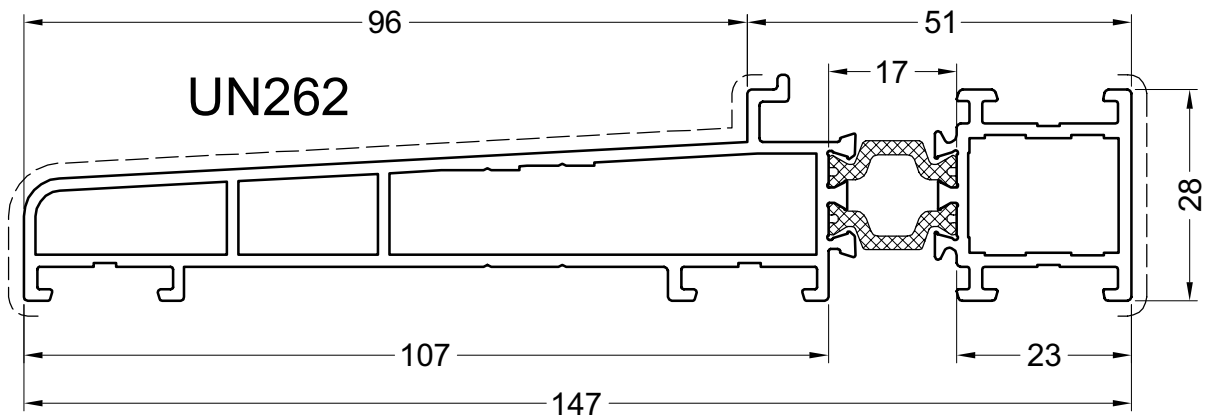
VL94



VL97



UN262



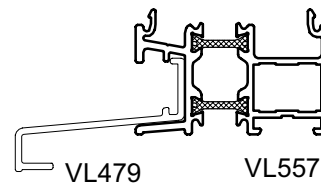
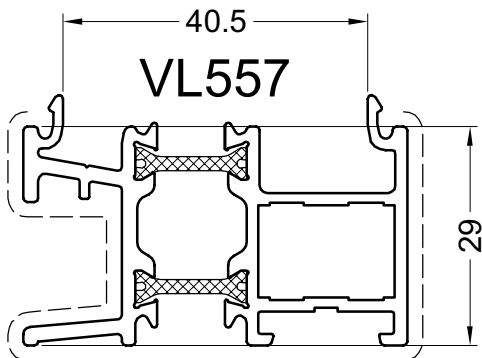
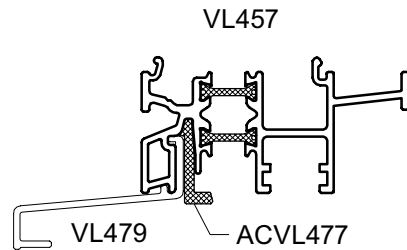
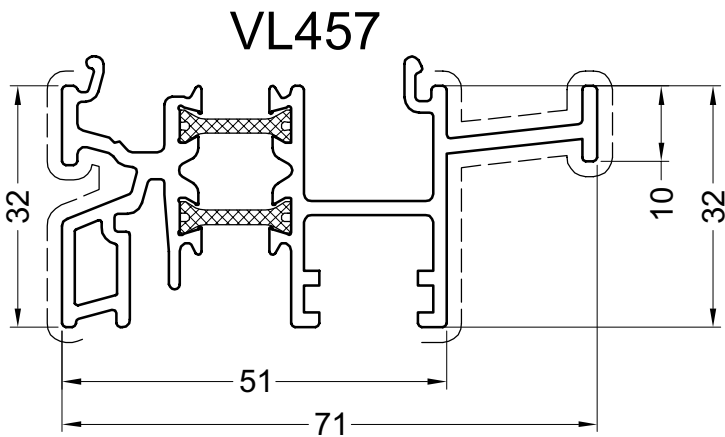
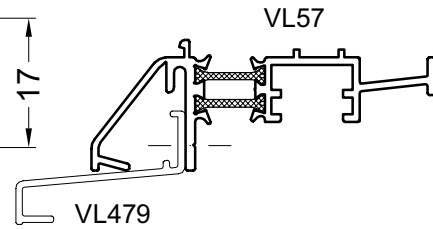
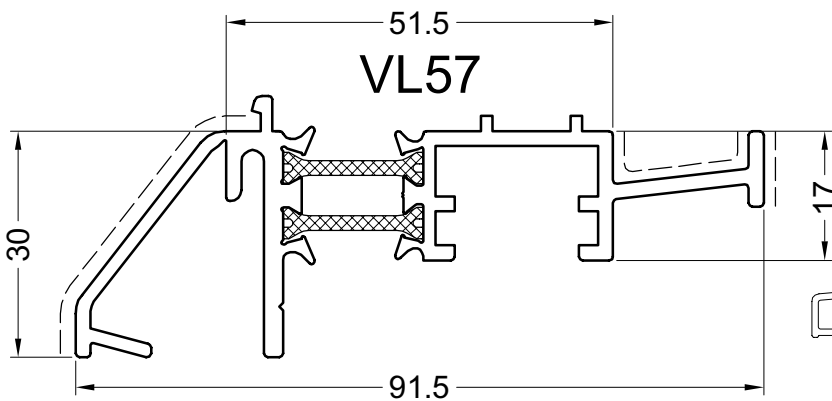
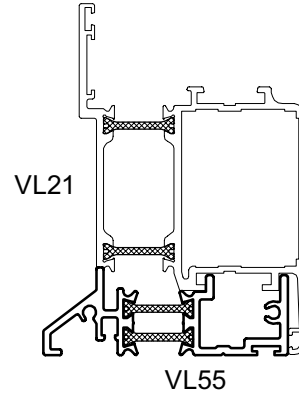
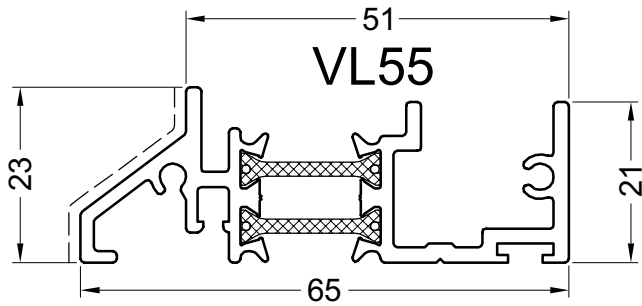
pag_a40

Primaire zichtbare zijde
Face visible primaire
Primär sichtbare Seite
Primary visible side

Secundaire zichtbare zijde
Face visible secondaire
Secondär sichtbare Seite
Secondary visible side

DORPELPROFIELEN
SEUILS
SOLLPROFILE
SILL MEMBERS

PROFIELEN - PROFILS - PROFILE - PROFILES



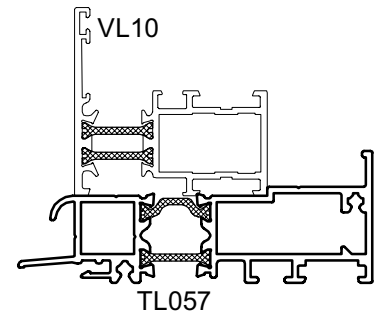
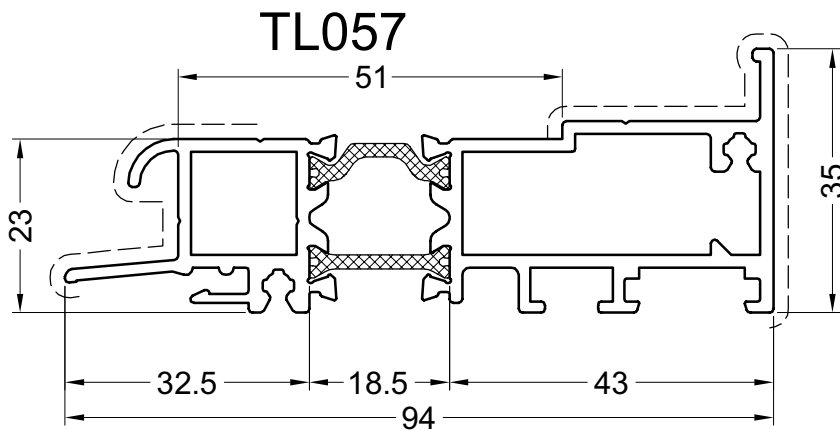
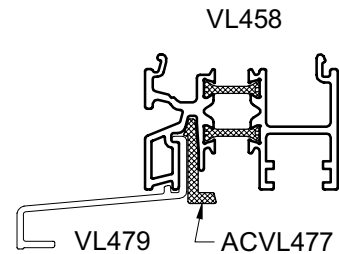
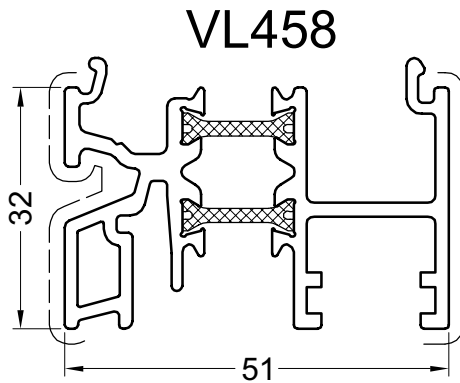
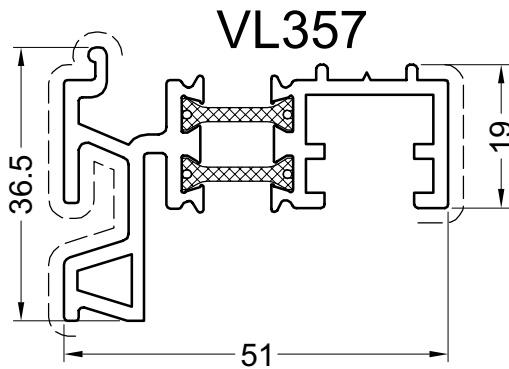
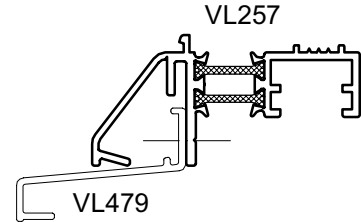
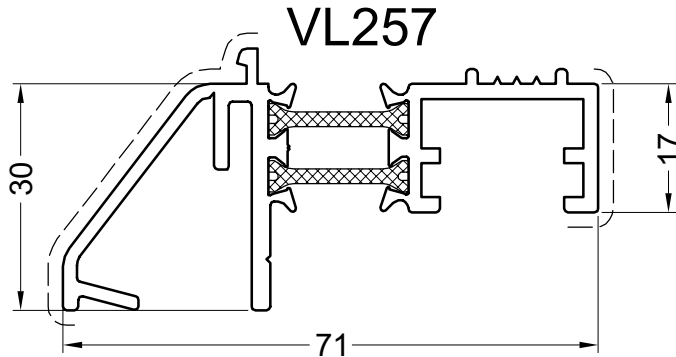
pag_a21

Primaire zichtbare zijde
Face visible primaire
Primär sichtbare Seite
Primary visible side

Secundaire zichtbare zijde
Face visible secondaire
Secondär sichtbare Seite
Secondary visible side

DORPELPROFIELEN
SEUILS
SOLLPROFIELE
SILL MEMBERS

PROFIELEN - PROFILS- PROFILE - PROFILES



pag_a22

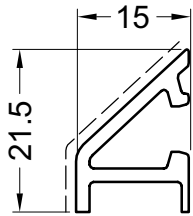
Primaire zichtbare zijde
Face visible primaire
Primär sichtbare Seite
Primary visible side

Secundaire zichtbare zijde
Face visible secondaire
Secondär sichtbare Seite
Secondary visible side

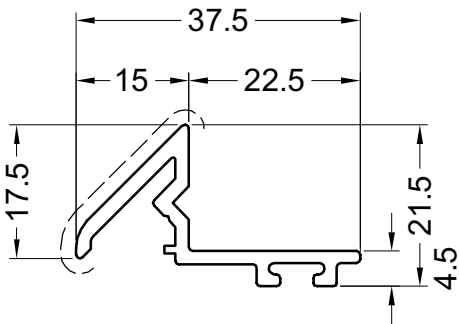
DORPELPROFIELEN
SEUILS
SOLLPROFILE
SILL MEMBERS

PROFIELEN - PROFILS - PROFILE - PROFILES

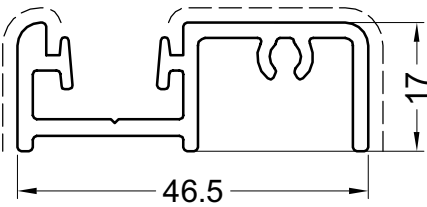
VL72



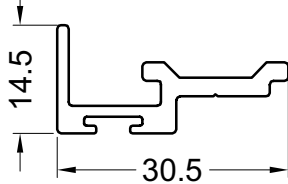
VL73



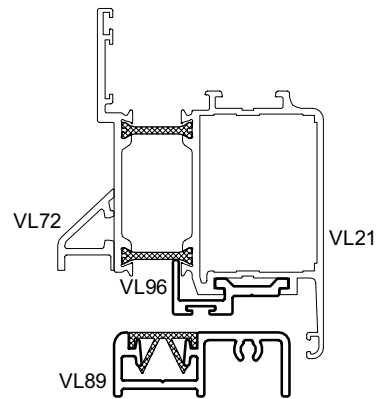
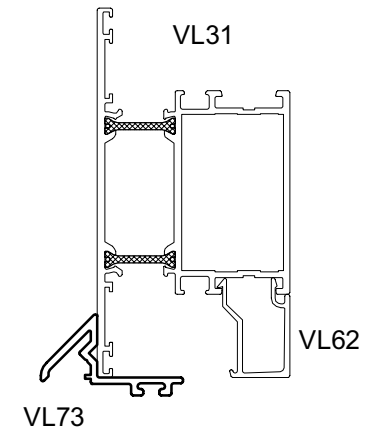
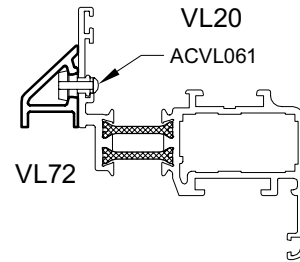
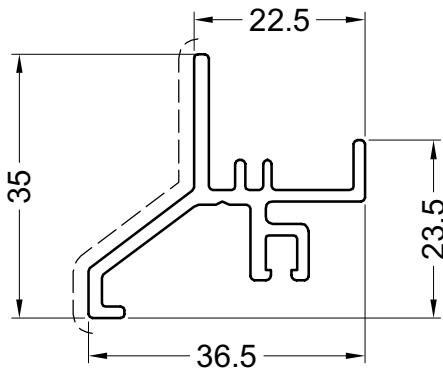
VL89



VL96



TL055

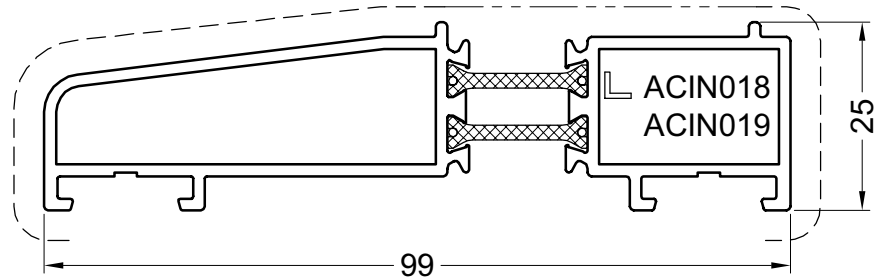


pag_a22b

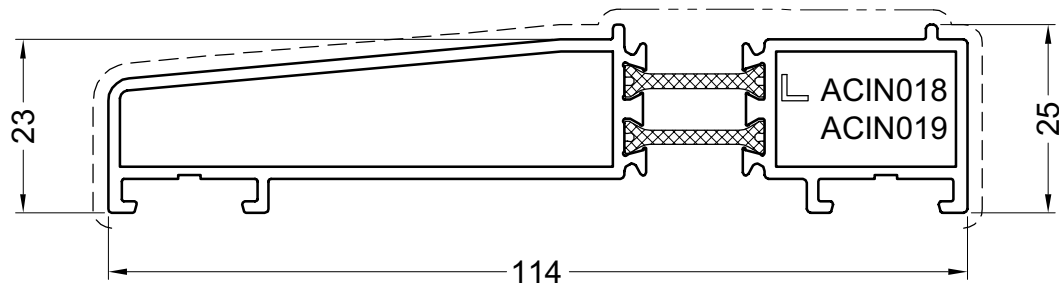
DORPELPROFIELEN
SEUILS
SOLLPROFIELE
SILL MEMBERS

PROFIELEN - PROFILS- PROFILE - PROFILES

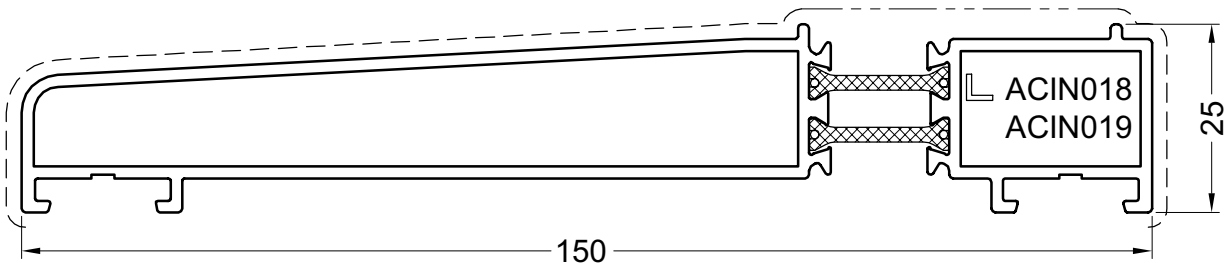
IN057



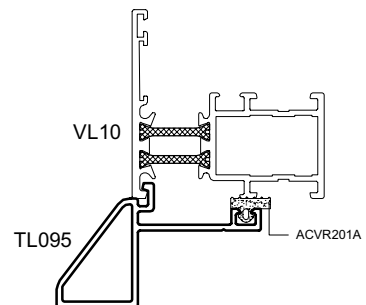
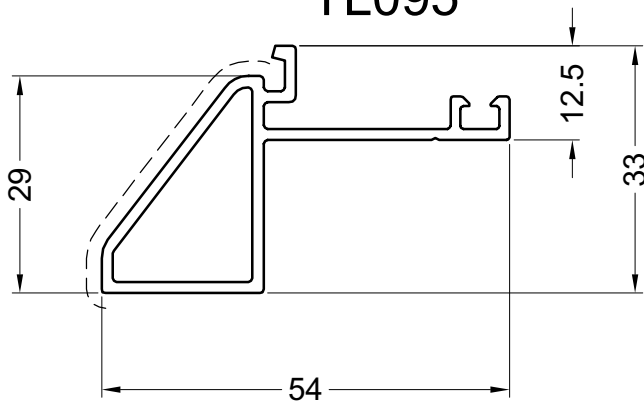
IN257



IN157



TL095



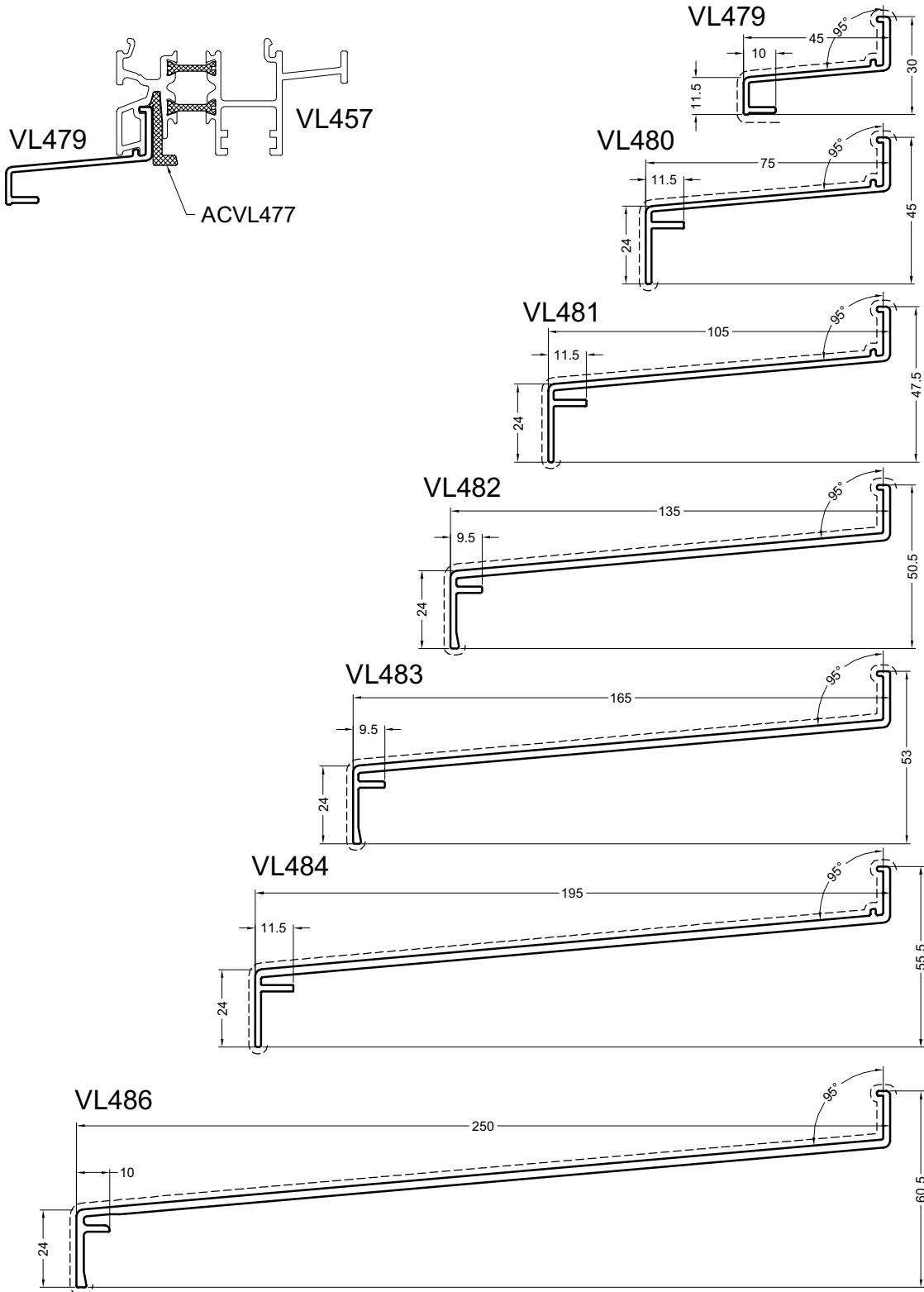
pag_a23

Primaire zichtbare zijde
Face visible primaire
Primär sichtbare Seite
Primary visible side

Secundaire zichtbare zijde
Face visible secondaire
Secondär sichtbare Seite
Secondary visible side

DORPELPROFIELEN
SEUILS
SOLLPROFILE
SILL MEMBERS

PROFIELEN - PROFILS - PROFILE - PROFILES



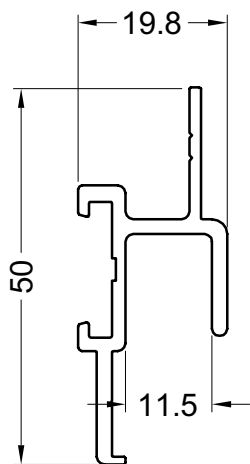
pag_a24

Primaire zichtbare zijde
Face visible primaire
Primär sichtbare Seite
Primary visible side

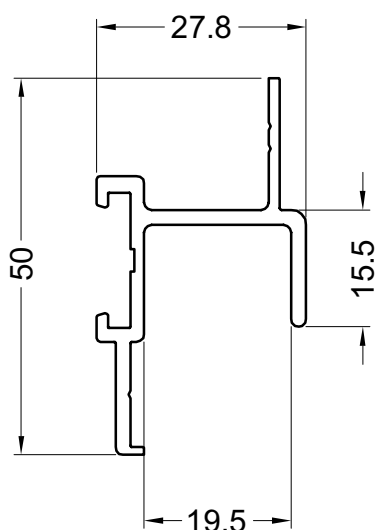
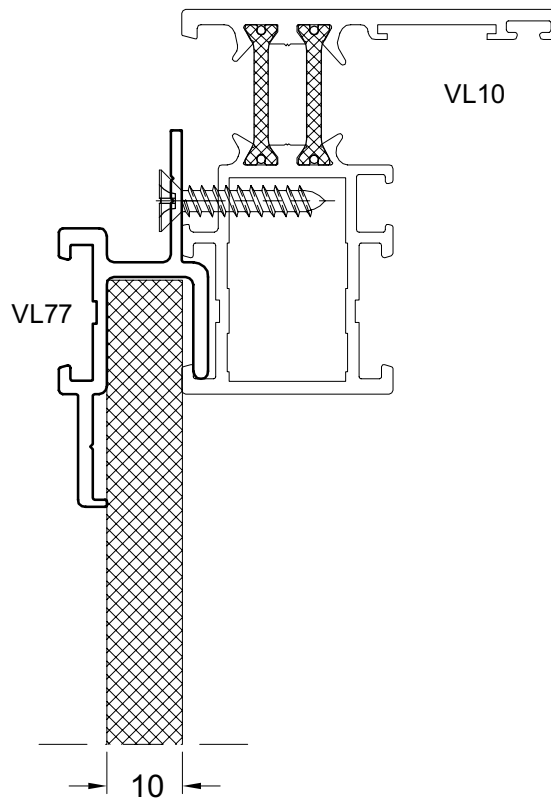
Secundaire zichtbare zijde
Face visible secondaire
Secondär sichtbare Seite
Secondary visible side

AANSLUITPROFIELEN
PROFILS POUR CHAMBRANLES
ANSCHLIESPROFILE
CASING PROFILES

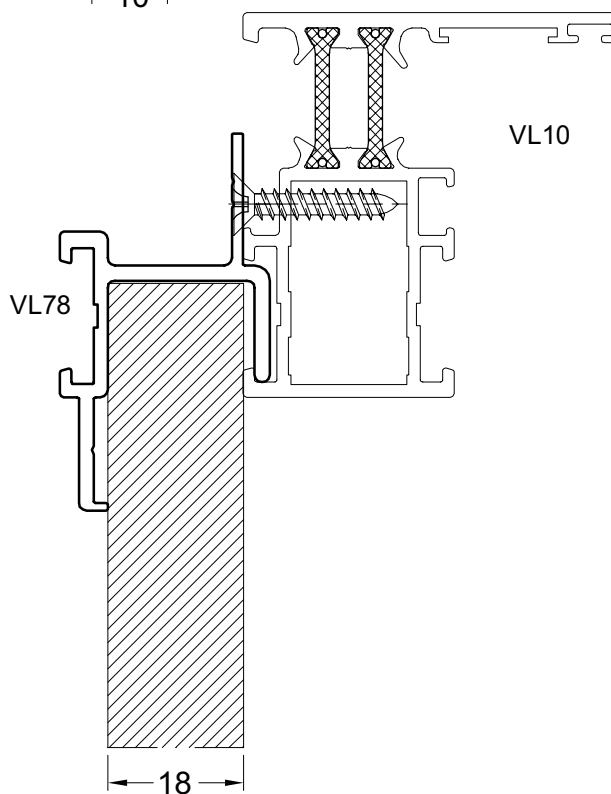
PROFIELEN - PROFILS- PROFILE - PROFILES



VL77



VL78



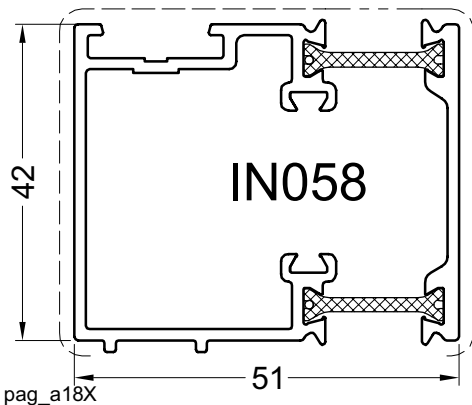
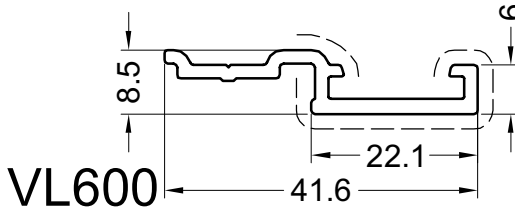
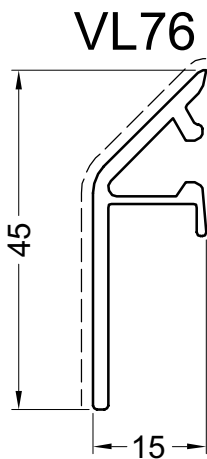
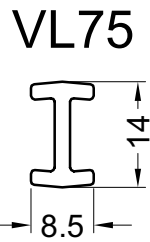
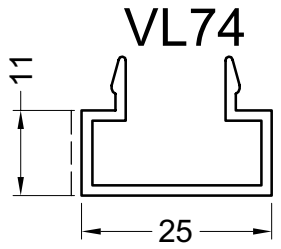
pag_a29

Primaire zichtbare zijde
Face visible primaire
Primär sichtbare Seite
Primary visible side

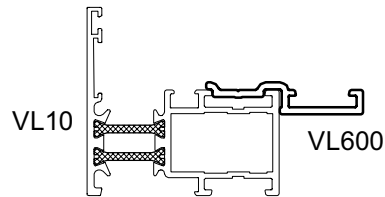
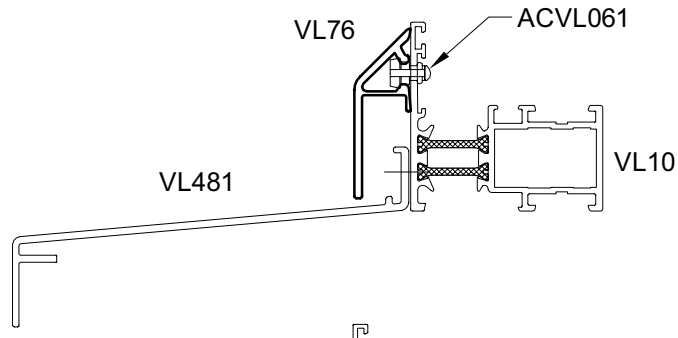
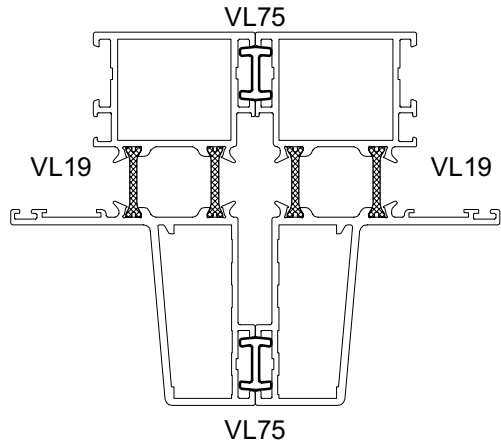
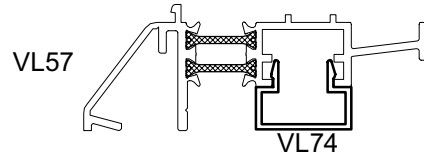
Secundaire zichtbare zijde
Face visible secondaire
Secondär sichtbare Seite
Secondary visible side

DIVERSE PROFIELEN
PROFILS DIVERS
DIVERS PROFILLEN
VARIED PROFILES

PROFIELEN - PROFILS - PROFILE - PROFILES

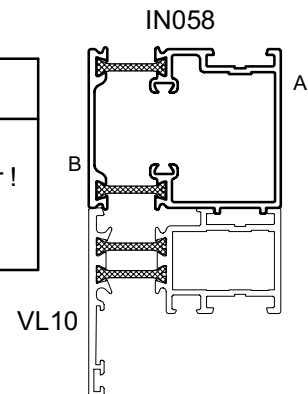


pag_a18X



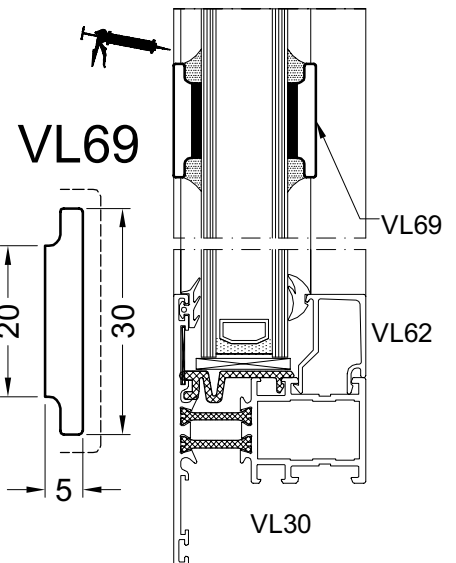
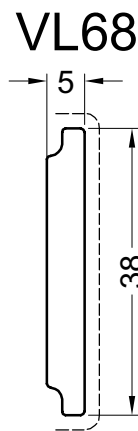
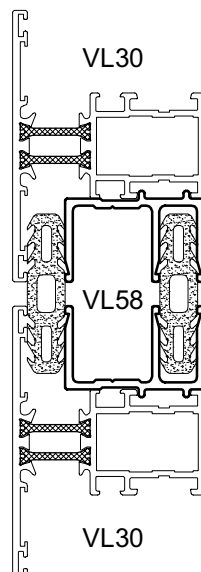
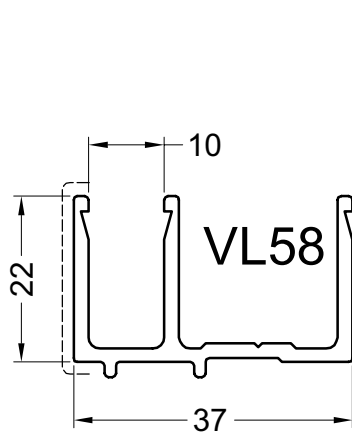
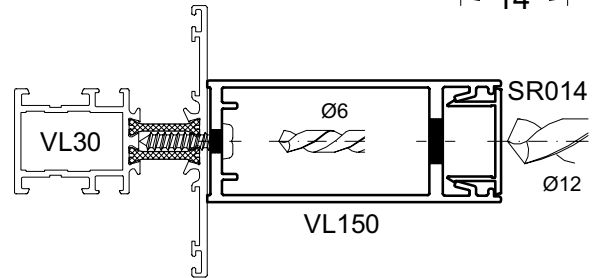
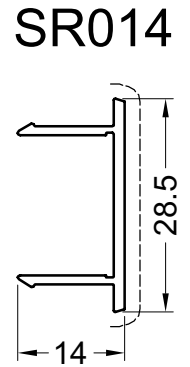
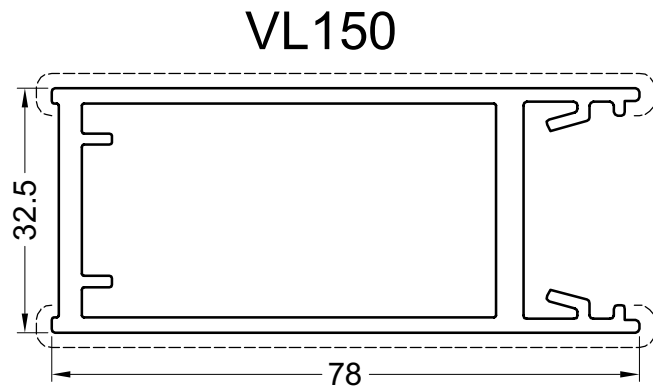
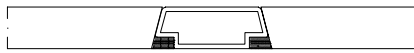
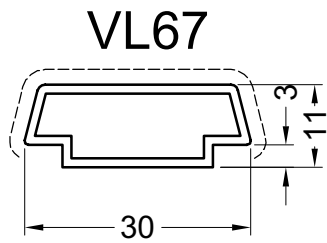
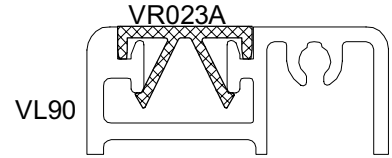
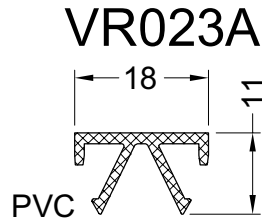
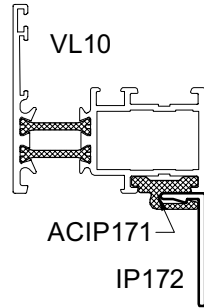
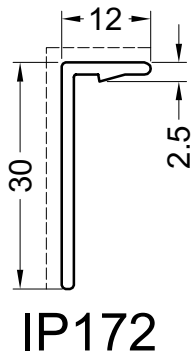
IN058

Let op bij bi-color : kleurzijde !
Attention avec bi-color : côté de couleur !
AuBgepaBt mit bi-color : Farbe Seite !
Attention with bi-color : colorside !



DIVERSE PROFIELEN
PROFILS DIVERS
DIVERS PROFILN
VARIED PROFILES

PROFIELEN - PROFILS - PROFILE - PROFILES



pag_a19

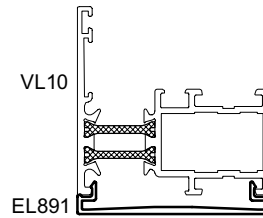
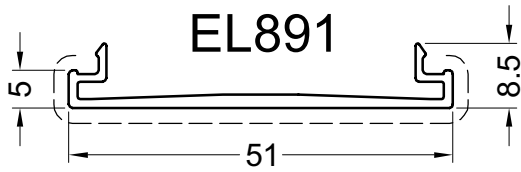
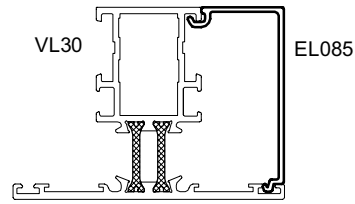
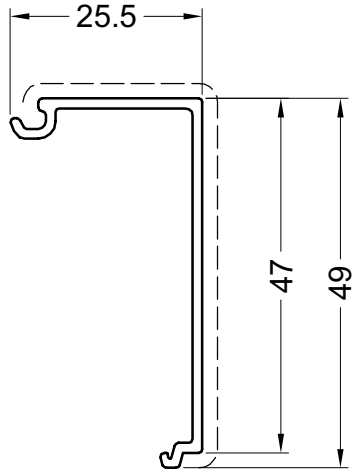
Primaire zichtbare zijde
Face visible primaire
Primär sichtbare Seite
Primary visible side

Secundaire zichtbare zijde
Face visible secondaire
Secondär sichtbare Seite
Secondary visible side

DIVERSE PROFIELEN
PROFILS DIVERS
DIVERS PROFILLEN
VARIED PROFILES

PROFIELEN - PROFILS - PROFILE - PROFILES

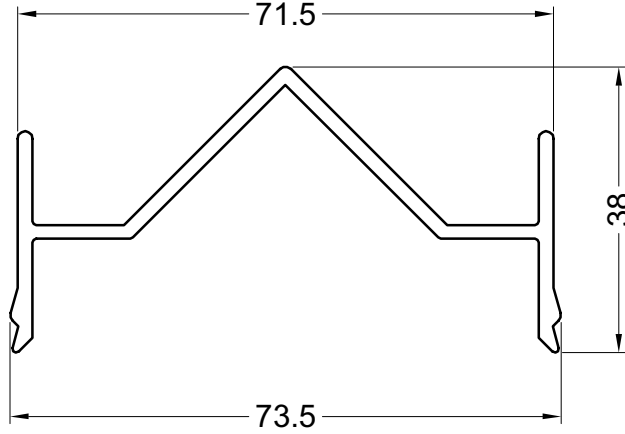
EL085



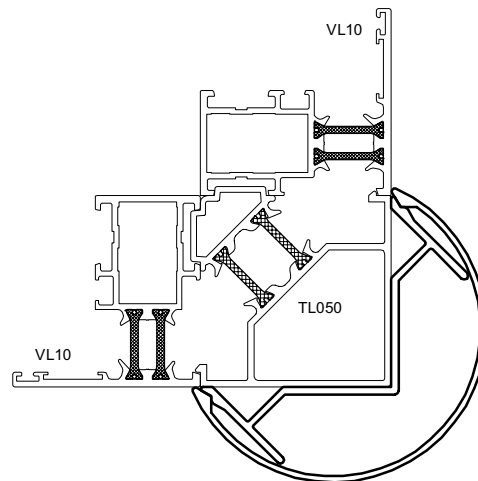
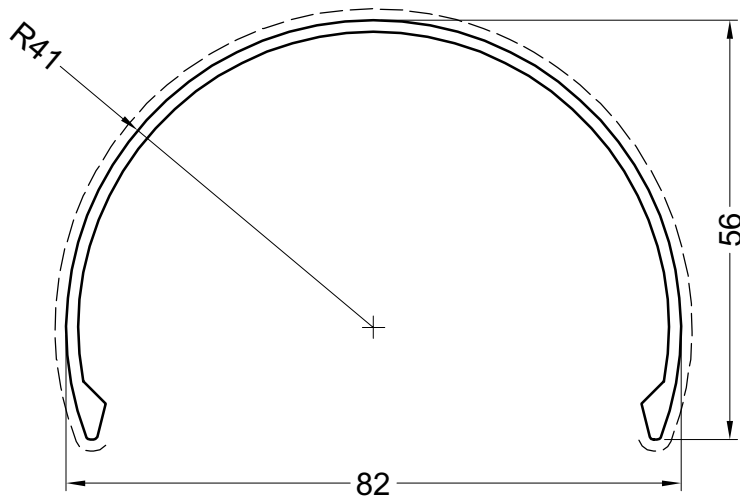
DIVERSE PROFIELEN
PROFILS DIVERS
DIVERS PROFILN
VARIED PROFILES

PROFIELEN - PROFILS- PROFILE - PROFILES

VT084



VT085

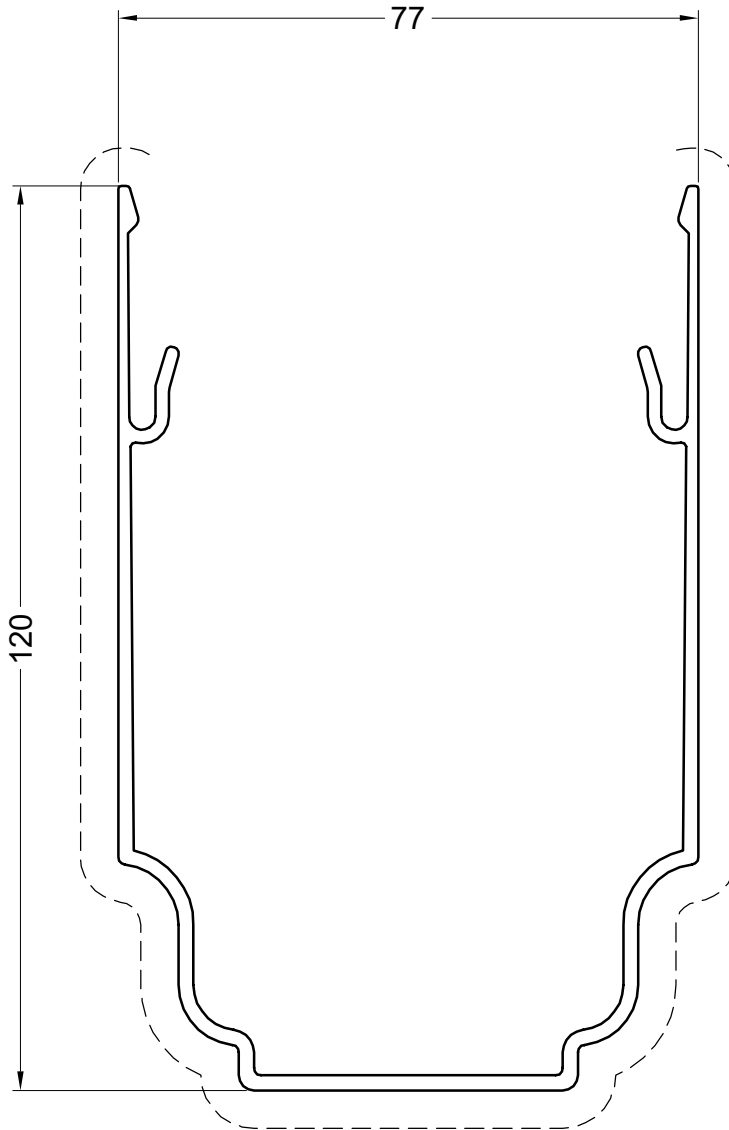


pag_a43

Primaire zichtbare zijde
Face visible primaire
Primär sichtbare Seite
Primary visible side

Secundaire zichtbare zijde
Face visible secondaire
Secondär sichtbare Seite
Secondary visible side

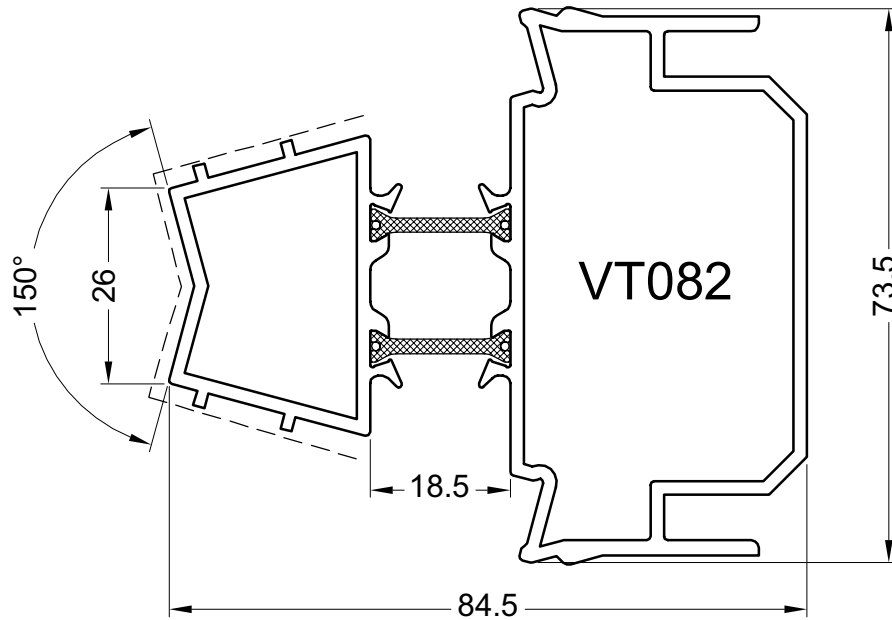
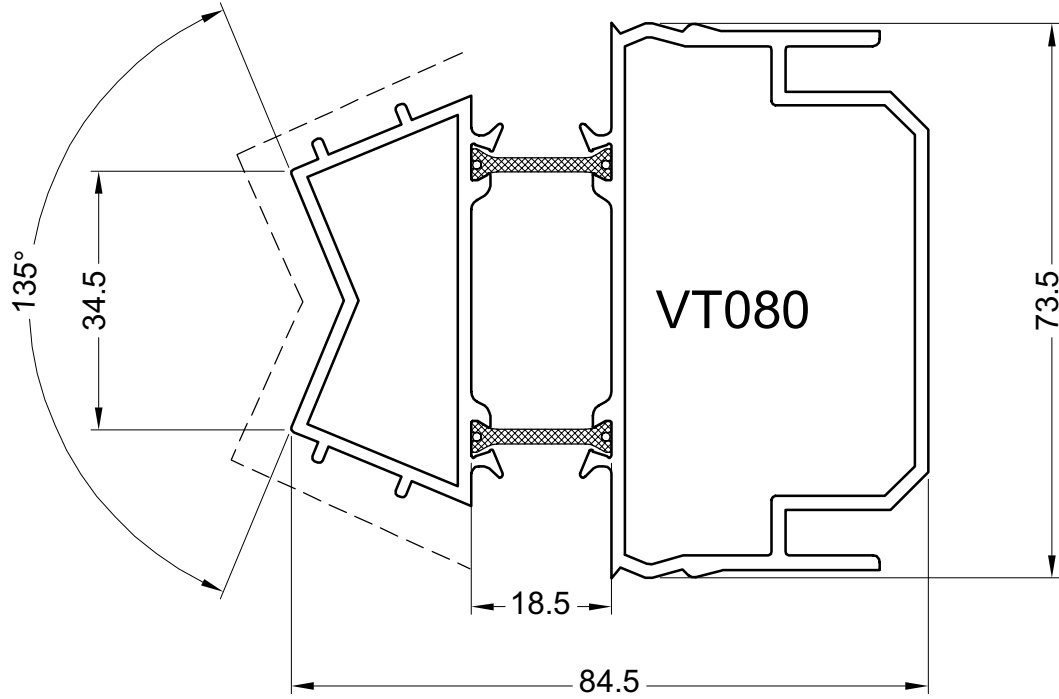
VT081



blada20

DIVERSE PROFIELEN
PROFILS DIVERS
DIVERS PROFILS
VARIED PROFILES

PROFIELEN - PROFILS- PROFILE - PROFILES










BLADA12

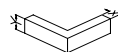
Primaire zichtbare zijde
Face visible primaire
Primär sichtbare Seite
Primary visible side








Secundaire zichtbare zijde
Face visible secondaire
Secondär sichtbare Seite
Secondary visible side

14/4/08

71

	Verp. per Emb. par Pack pr.	Einheid Unit	Toepassing Application	Kleur Couleur Farbe Color												
 <p>ACVL010 -Pershoek -Clame à presser -Eckverbinder Stanzbar -Clamping corner</p> <p>X=15mm Y=27mm</p>	1 48	Stuk Pièce Stück Pièce	VL10 VL12 VL13 VL17 VL26 VL30 VL35 VL110 VL113	<table border="1"> <tr><td>BR</td><td></td></tr> <tr><td>AN</td><td></td></tr> <tr><td>KL</td><td></td></tr> <tr><td>GS</td><td></td></tr> <tr><td>Z</td><td></td></tr> <tr><td>W</td><td></td></tr> </table>	BR		AN		KL		GS		Z		W	
BR																
AN																
KL																
GS																
Z																
W																
 <p>ACVL011 -Schroefhoek -Clame à visser -Eckverbinder Schraubbar -Square coupling joint</p> <p>X=15mm Y=27mm</p> <p> ACVG66</p>	1 48	Stuk Pièce Stück Pièce	VL10 VL12 VL13 VL17 VL26 VL30 VL35	<table border="1"> <tr><td>BR</td><td></td></tr> <tr><td>AN</td><td></td></tr> <tr><td>KL</td><td></td></tr> <tr><td>GS</td><td></td></tr> <tr><td>Z</td><td></td></tr> <tr><td>W</td><td></td></tr> </table>	BR		AN		KL		GS		Z		W	
BR																
AN																
KL																
GS																
Z																
W																
 <p>ACVL012 -Pershoek -Clame à presser -Eckverbinder Stanzbar -Clamping corner</p> <p>X=41mm Y=26mm</p>	1 24	Stuk Pièce Stück Pièce	VL11 VL22 VL23 VL31	<table border="1"> <tr><td>BR</td><td></td></tr> <tr><td>AN</td><td></td></tr> <tr><td>KL</td><td></td></tr> <tr><td>GS</td><td></td></tr> <tr><td>Z</td><td></td></tr> <tr><td>W</td><td></td></tr> </table>	BR		AN		KL		GS		Z		W	
BR																
AN																
KL																
GS																
Z																
W																
 <p>ACVL013 -Schroefhoek -Clame à visser -Eckverbinder Schraubbar -Square coupling joint</p> <p>X=41mm Y=26mm</p> <p> ACVG66</p>	1 24	Stuk Pièce Stück Pièce	VL11 VL22 VL23 VL31	<table border="1"> <tr><td>BR</td><td></td></tr> <tr><td>AN</td><td></td></tr> <tr><td>KL</td><td></td></tr> <tr><td>GS</td><td></td></tr> <tr><td>Z</td><td></td></tr> <tr><td>W</td><td></td></tr> </table>	BR		AN		KL		GS		Z		W	
BR																
AN																
KL																
GS																
Z																
W																
 <p>ACVL014 -Pershoek -Clame à presser -Eckverbinder Stanzbar -Clamping corner</p> <p>X=15mm Y=29mm</p>	1 48	Stuk Pièce Stück Pièce	VL20	<table border="1"> <tr><td>BR</td><td></td></tr> <tr><td>AN</td><td></td></tr> <tr><td>KL</td><td></td></tr> <tr><td>GS</td><td></td></tr> <tr><td>Z</td><td></td></tr> <tr><td>W</td><td></td></tr> </table>	BR		AN		KL		GS		Z		W	
BR																
AN																
KL																
GS																
Z																
W																



		Verp. per Emb. par Pack pr. Pack pr.	Eenheid Unité Einheit Unit	Toepassing Application Anwendung Application	Kleur Couleur Farbe Color
 X=15mm Y=29mm	ACVL015 -Schroefhoek -Clame à visser -Eckverbinder Schraubbar -Square coupling joint  ACVG66	1 48	Stuk Pièce Stück Pièce	VL20	BR <input type="checkbox"/> AN <input type="checkbox"/> KL <input type="checkbox"/> GS <input type="checkbox"/> Z <input type="checkbox"/> W <input type="checkbox"/>
 X=41mm Y=30mm	ACVL016 -Pershoek -Clame à presser -Eckverbinder Stanzbar -Clamping corner	1 24	Stuk Pièce Stück Pièce	VL21	BR <input type="checkbox"/> AN <input type="checkbox"/> KL <input type="checkbox"/> GS <input type="checkbox"/> Z <input type="checkbox"/> W <input type="checkbox"/>
 X=41mm Y=30mm	ACVL017 -Schroefhoek -Clame à visser -Eckverbinder Schraubbar -Square coupling joint  ACVG66	1 24	Stuk Pièce Stück Pièce	VL21	BR <input type="checkbox"/> AN <input type="checkbox"/> KL <input type="checkbox"/> GS <input type="checkbox"/> Z <input type="checkbox"/> W <input type="checkbox"/>
	ACVL020 -Verstekhoekje in inox -Equerre de jonction en inox -Eckverstärkung in inox -Framing square in stainless steel	1	Stuk Pièce Stück Pièce	VL10 VL11 VL17 VL18 VL19 ...	BR <input type="checkbox"/> AN <input type="checkbox"/> KL <input type="checkbox"/> GS <input type="checkbox"/> Z <input type="checkbox"/> W <input type="checkbox"/>
	ACVL020B -Verstekhoekje in kunststof -Equerre de jonction en plastique -Eckverstärkung in plastik -Framing square in plastic	1	Stuk Pièce Stück Pièce	VL10 VL11 VL17 VL18 VL19 ...	BR <input type="checkbox"/> AN <input type="checkbox"/> KL <input type="checkbox"/> GS <input type="checkbox"/> Z <input type="checkbox"/> W <input type="checkbox"/>

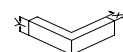
BR = BRUT - BRUT - ROH - BRUT
 AN (X) = ANODISATIE - ANODISE - ELOXIERT - ANODISED
 AN (■) = GELAKT - LAQUE - LACKIERT - LACQUERED -- RAL9006M
 KL = STANDAARDKLEUREN - COULEUR STANDARD - BASIS FARBEN - BASIC COLORS
 GS = GEMOFFELD SPECIAAL - LAQUE SPECIAL - SPECIALFARBEN - SPECIAL COLOR
 Z = ZWART - NOIR - SCHWARZ - BLACK
 W = WIT - BLANC - WEISS - WHITE













GEREEDSCHAP - OUTILLAGE
WERKZEUG - TOOL



BEVESTIGING - FIXATION
BEFESTIGUNG - FIXATION

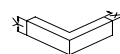


	Verp. per Emb. par Pack pr.	Einheid Unit	Toepassing Application Anwendung	Kleur Couleur Farbe Color												
 <p>ACVL021 -Variabele hoek -Clame variable -Verstelbare Eckverbinder -Adjustable bracket</p> <p>X=15mm Y=27mm</p> <p> ACVL162 ACVL150</p>	1 24	Stuk Pièce Stück Pièce	VL10	<table border="1"> <tr><td>BR</td><td></td></tr> <tr><td>AN</td><td></td></tr> <tr><td>KL</td><td></td></tr> <tr><td>GS</td><td></td></tr> <tr><td>Z</td><td></td></tr> <tr><td>W</td><td></td></tr> </table>	BR		AN		KL		GS		Z		W	
BR																
AN																
KL																
GS																
Z																
W																
 <p>ACVL022 -Variabele hoek -Clame variable -Verstelbare Eckverbinder -Adjustable bracket</p> <p>X=15mm Y=29mm</p> <p> ACVL163 ACVL150</p>	1 24	Stuk Pièce Stück Pièce	VL20	<table border="1"> <tr><td>BR</td><td></td></tr> <tr><td>AN</td><td></td></tr> <tr><td>KL</td><td></td></tr> <tr><td>GS</td><td></td></tr> <tr><td>Z</td><td></td></tr> <tr><td>W</td><td></td></tr> </table>	BR		AN		KL		GS		Z		W	
BR																
AN																
KL																
GS																
Z																
W																
 <p>ACVL023 -Variabele hoek -Clame variable -Verstelbare Eckverbinder -Adjustable bracket</p> <p>X=30mm Y=27mm</p> <p> ACVL162 ACVL150</p>	1 24	Stuk Pièce Stück Pièce	VL11 VL18 VL19 VL36 VL119 VL130	<table border="1"> <tr><td>BR</td><td></td></tr> <tr><td>AN</td><td></td></tr> <tr><td>KL</td><td></td></tr> <tr><td>GS</td><td></td></tr> <tr><td>Z</td><td></td></tr> <tr><td>W</td><td></td></tr> </table>	BR		AN		KL		GS		Z		W	
BR																
AN																
KL																
GS																
Z																
W																
 <p>ACVL024 -Variabele hoek -Clame variable -Verstelbare Eckverbinder -Adjustable bracket</p> <p>X=30mm Y=29mm</p> <p> ACVL163 ACVL150</p>	1 24	Stuk Pièce Stück Pièce	VL120	<table border="1"> <tr><td>BR</td><td></td></tr> <tr><td>AN</td><td></td></tr> <tr><td>KL</td><td></td></tr> <tr><td>GS</td><td></td></tr> <tr><td>Z</td><td></td></tr> <tr><td>W</td><td></td></tr> </table>	BR		AN		KL		GS		Z		W	
BR																
AN																
KL																
GS																
Z																
W																
 <p>ACVL025N -T-verbinding -Assemblage-T -T-verbinder -Connecting bracket</p> <p>X=15mm Y=27mm</p> <p> ACVG66 ACVL150</p>	1 24	Stuk Pièce Stück Pièce	VL10 VL30 VL33 VL34 VL35	<table border="1"> <tr><td>BR</td><td></td></tr> <tr><td>AN</td><td></td></tr> <tr><td>KL</td><td></td></tr> <tr><td>GS</td><td></td></tr> <tr><td>Z</td><td></td></tr> <tr><td>W</td><td></td></tr> </table>	BR		AN		KL		GS		Z		W	
BR																
AN																
KL																
GS																
Z																
W																

BR = BRUT - BRUT - ROH - BRUT
 AN (X) = ANODISATIE - ANODISE - ELOXIERT - ANODISED
 AN (■) = GELAKT - LAQUE - LACKIERT - LACQUERED -- RAL9006M
 KL = STANDAARDKLEUREN - COULEUR STANDARD - BASIS FARBEN - BASIC COLORS
 GS = GEMOFFELD SPECIAAL - LAQUE SPECIAL - SPECIALFARBE - SPECIAL COLOR
 Z = ZWART - NOIR - SCHWARZ - BLACK
 W = WIT - BLANC - WEISS - WHITE



GEREEDSCHAP - OUTILLAGE
 WERKZEUG - TOOL
 BEVESTIGING - FIXATION
 BEFESTIGUNG - FIXATION



		Verp. per Emb. par Pack pr. Pack pr.	Eenheid Unité Einheit Unit	Toepassing Application Anwendung Application	Kleur Couleur Farbe Color												
	ACVL026 -T-verbinding -Assemblage-T -T-verbinder -Connecting bracket  ACVG66 ACVL150 X=41mm Y=27mm	1 24	Stuk Pièce Stück Piece	VL11 VL23 VL31	<table border="1"> <tr><td>BR</td><td></td></tr> <tr><td>AN</td><td></td></tr> <tr><td>KL</td><td></td></tr> <tr><td>GS</td><td></td></tr> <tr><td>Z</td><td></td></tr> <tr><td>W</td><td></td></tr> </table>	BR		AN		KL		GS		Z		W	
BR																	
AN																	
KL																	
GS																	
Z																	
W																	
	ACVL027 -Variabele T-verbinding -Assemblage-T variable -Verstelbare T-verbinder -Adjustable connecting bracket  ACVG65 ACVL164 ACVL150 X=15mm Y=27mm	1 24	Stuk Pièce Stück Piece	VL23 VL30 VL35	<table border="1"> <tr><td>BR</td><td></td></tr> <tr><td>AN</td><td></td></tr> <tr><td>KL</td><td></td></tr> <tr><td>GS</td><td></td></tr> <tr><td>Z</td><td></td></tr> <tr><td>W</td><td></td></tr> </table>	BR		AN		KL		GS		Z		W	
BR																	
AN																	
KL																	
GS																	
Z																	
W																	
	ACVL028 -T-verbinding -Assemblage-T -T-verbinder -Connecting bracket  ACVG66 ACVL150 X=30mm Y=27mm	1 24	Stuk Pièce Stück Piece	VL18 VL19 VL36 VL119 VL130	<table border="1"> <tr><td>BR</td><td></td></tr> <tr><td>AN</td><td></td></tr> <tr><td>KL</td><td></td></tr> <tr><td>GS</td><td></td></tr> <tr><td>Z</td><td></td></tr> <tr><td>W</td><td></td></tr> </table>	BR		AN		KL		GS		Z		W	
BR																	
AN																	
KL																	
GS																	
Z																	
W																	
	ACVL029 -Verstevigingsstukje voor T-verbinder -Pièce renforcement pour assemblage-T -Verstärkung stück für T-verbinder -Strengthening piece for connecting bracket	1	Stuk Pièce Stück Piece	VL23 VL30 VL31 VL34 VL35 VL36 VL130	<table border="1"> <tr><td>BR</td><td></td></tr> <tr><td>AN</td><td></td></tr> <tr><td>KL</td><td></td></tr> <tr><td>GS</td><td></td></tr> <tr><td>Z</td><td></td></tr> <tr><td>W</td><td></td></tr> </table>	BR		AN		KL		GS		Z		W	
BR																	
AN																	
KL																	
GS																	
Z																	
W																	
	ACVL030 -Middendichting -Joint central -Mitteldichtung -Central gasket	100	m	VL10 VL11 VL23 VL30 VL31 VL34 VL40	<table border="1"> <tr><td>BR</td><td></td></tr> <tr><td>AN</td><td></td></tr> <tr><td>KL</td><td></td></tr> <tr><td>GS</td><td></td></tr> <tr><td>Z</td><td></td></tr> <tr><td>W</td><td></td></tr> </table>	BR		AN		KL		GS		Z		W	
BR																	
AN																	
KL																	
GS																	
Z																	
W																	

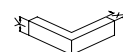
BR = BRUT - BRUT - ROH - BRUT
AN (X) = ANODISATIE - ANODISE - ELOXIERT - ANODISED
AN (■) = GELAKT - LAQUE - LACKIERT - LACQUERED -- RAL9006M
KL = STANDAARDKLEUREN - COULEUR STANDARD - BASIS FARBEN - BASIC COLORS
GS = GEMOFFELD SPECIAAL - LAQUE SPECIAL - SPECIALFARBEN - SPECIAL COLOR
Z = ZWART - NOIR - SCHWARZ - BLACK
W = WIT - BLANC - WEISS - WHITE



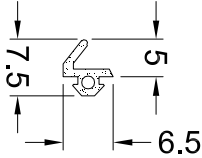

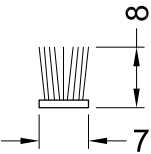


GEREEDSCHAP - OUTILLAGE
WERKZEUG - TOOL



BEVESTIGING - FIXATION
BEFESTIGUNG - FIXATION



		Verp. per Emb. par Pack pr.	Einheid Unité Einheit Unit	Toepassing Application Anwendung Application	Kleur Couleur Farbe Color												
	ACVL031 -Aanslagdichting ramen -Joint pour fenêtres -Flügelichtung rahmen -Gasket for windows	100	m	VL20 VL21 VL22 VL45	<table border="1"> <tr><td>BR</td><td></td></tr> <tr><td>AN</td><td></td></tr> <tr><td>KL</td><td></td></tr> <tr><td>GS</td><td></td></tr> <tr><td>Z</td><td></td></tr> <tr><td>W</td><td></td></tr> </table>	BR		AN		KL		GS		Z		W	
BR																	
AN																	
KL																	
GS																	
Z																	
W																	
	ACVL031N -Aanslagdichting ramen ronddraaiend -Joint pour fenêtres tournant -Flügelichtung Rahmen herumdrehend -Gasket for windows rotated	100	m	VL20 VL21 VL22 VL45	<table border="1"> <tr><td>BR</td><td></td></tr> <tr><td>AN</td><td></td></tr> <tr><td>KL</td><td></td></tr> <tr><td>GS</td><td></td></tr> <tr><td>Z</td><td></td></tr> <tr><td>W</td><td></td></tr> </table>	BR		AN		KL		GS		Z		W	
BR																	
AN																	
KL																	
GS																	
Z																	
W																	
	ACVL032 -Aanslagdichting deuren -Joint pour portes -Flügelichtung Türen -Gasket for doors	100	m	VL10 VL11 VL23 VL30 VL31 VL34	<table border="1"> <tr><td>BR</td><td></td></tr> <tr><td>AN</td><td></td></tr> <tr><td>KL</td><td></td></tr> <tr><td>GS</td><td></td></tr> <tr><td>Z</td><td></td></tr> <tr><td>W</td><td></td></tr> </table>	BR		AN		KL		GS		Z		W	
BR																	
AN																	
KL																	
GS																	
Z																	
W																	
	ACVL032N -Aanslagdichting deuren ronddraaiend -Joint pour portes tournant -Flügelichtung Türen herumdrehend -Gasket for doors rotated	100	m	VL10 VL11 VL23 VL30 VL31 VL34	<table border="1"> <tr><td>BR</td><td></td></tr> <tr><td>AN</td><td></td></tr> <tr><td>KL</td><td></td></tr> <tr><td>GS</td><td></td></tr> <tr><td>Z</td><td></td></tr> <tr><td>W</td><td></td></tr> </table>	BR		AN		KL		GS		Z		W	
BR																	
AN																	
KL																	
GS																	
Z																	
W																	
	ACVL033 -Borsteldichting onderkant deur -Brosse dessous de porte -Burstendichtung für Türen -Brush fitting bottom side doors	50	m	VL55 VL73	<table border="1"> <tr><td>BR</td><td></td></tr> <tr><td>AN</td><td></td></tr> <tr><td>KL</td><td></td></tr> <tr><td>GS</td><td></td></tr> <tr><td>Z</td><td></td></tr> <tr><td>W</td><td></td></tr> </table>	BR		AN		KL		GS		Z		W	
BR																	
AN																	
KL																	
GS																	
Z																	
W																	

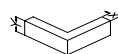
BR = BRUT - BRUT - ROH - BRUT
 AN (X) = ANODISATIE - ANODISE - ELOXIERT - ANODISED
 AN (■) = GELAKT - LAQUE - LACKIERT - LACQUERED -- RAL9006M
 KL = STANDAARDKLEUREN - COULEUR STANDARD - BASIS FARBEN - BASIC COLORS
 GS = GEMOFFELD SPECIAAL - LAQUE SPECIAL - SPECIALFARBE - SPECIAL COLOR
 Z = ZWART - NOIR - SCHWARZ - BLACK
 W = WIT - BLANC - WEISS - WHITE


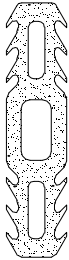





GEREEDSCHAP - OUTILLAGE
WERKZEUG - TOOL



BEVESTIGING - FIXATION
BEFESTIGUNG - FIXATION



		Verp. per Emb. par Pack pr. Pack pr.	Eenheid Unité Einheit Unit	Toepassing Application Anwendung Application	Kleur Couleur Farbe Color												
	ACVL034 -Hoekstuk voor middendichting -Piese de coin pour joint central -Endstück für Mitteldichtung -Corner for central gasket	1	Stuk Pièce Stück Piece	VL10 VL11 VL23 VL30 VL31 VL34 VL40	<table border="1"> <tr><td>BR</td><td></td></tr> <tr><td>AN</td><td></td></tr> <tr><td>KL</td><td></td></tr> <tr><td>GS</td><td></td></tr> <tr><td>Z</td><td></td></tr> <tr><td>W</td><td></td></tr> </table>	BR		AN		KL		GS		Z		W	
BR																	
AN																	
KL																	
GS																	
Z																	
W																	
	ACVL035 -Koppelingsvoeg -Joint de couplage -Kupplungsdichtung -Coupling gasket	25	m	VL58	<table border="1"> <tr><td>BR</td><td></td></tr> <tr><td>AN</td><td></td></tr> <tr><td>KL</td><td></td></tr> <tr><td>GS</td><td></td></tr> <tr><td>Z</td><td></td></tr> <tr><td>W</td><td></td></tr> </table>	BR		AN		KL		GS		Z		W	
BR																	
AN																	
KL																	
GS																	
Z																	
W																	
	ACVL054 -Stolpeindstuk -Embout maclair -Stulpendstück -Sealing double casement	1		VL40	<table border="1"> <tr><td>BR</td><td></td></tr> <tr><td>AN</td><td></td></tr> <tr><td>KL</td><td></td></tr> <tr><td>GS</td><td></td></tr> <tr><td>Z</td><td>X</td></tr> <tr><td>W</td><td>X</td></tr> </table>	BR		AN		KL		GS		Z	X	W	X
BR																	
AN																	
KL																	
GS																	
Z	X																
W	X																
	ACVL056 -Kantschuif -Verrou -Kantriegel -Bolt lock	1	Set	VL20 VL21 VL22 VL23 VL26 VL40 VL46	<table border="1"> <tr><td>BR</td><td></td></tr> <tr><td>AN</td><td></td></tr> <tr><td>KL</td><td></td></tr> <tr><td>GS</td><td></td></tr> <tr><td>Z</td><td></td></tr> <tr><td>W</td><td></td></tr> </table>	BR		AN		KL		GS		Z		W	
BR																	
AN																	
KL																	
GS																	
Z																	
W																	
	ACVL057 -Glassteun -Support calle de vitrage -Klotz-auf lage -Glazing support	1	Stuk Pièce Stück Piece	VL10 VL11 VL20 VL21 VL22 VL23 VL30 VL31 VL34	<table border="1"> <tr><td>BR</td><td></td></tr> <tr><td>AN</td><td></td></tr> <tr><td>KL</td><td></td></tr> <tr><td>GS</td><td></td></tr> <tr><td>Z</td><td></td></tr> <tr><td>W</td><td></td></tr> </table>	BR		AN		KL		GS		Z		W	
BR																	
AN																	
KL																	
GS																	
Z																	
W																	

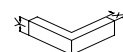
BR = BRUT - BRUT - ROH - BRUT
AN (X) = ANODISATIE - ANODISE - ELOXIERT - ANODISED
AN (■) = GELAKT - LAQUE - LACKIERT - LACQUERED -- RAL9006M
KL = STANDAARDKLEUREN - COULEUR STANDARD - BASIS FARBEN - BASIC COLORS
GS = GEMOFFELD SPECIAAL - LAQUE SPECIAL - SPECIALFARBE - SPECIAL COLOR
Z = ZWART - NOIR - SCHWARZ - BLACK
W = WIT - BLANC - WEISS - WHITE









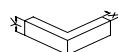
GEREEDSCHAP - OUTILLAGE
WERKZEUG - TOOL








BEVESTIGING - FIXATION
BEFESTIGUNG - FIXATION



	Verp. per Emb. par Pack pr. Pack pr.	Einheid Unit	Toepassing Application	Kleur Couleur												
 <p>ACVL058 -Klemstuk -Clip -Befestigungsklotz -Clip</p> <p> DIN963 M5x15</p>	1	Stuk Pièce Stück Pièce	VL70	<table border="1"> <tr><td>BR</td><td></td></tr> <tr><td>AN</td><td></td></tr> <tr><td>KL</td><td></td></tr> <tr><td>GS</td><td></td></tr> <tr><td>Z</td><td></td></tr> <tr><td>W</td><td></td></tr> </table>	BR		AN		KL		GS		Z		W	
BR																
AN																
KL																
GS																
Z																
W																
 <p>ACVL059 -Eindkapje -Embout -Endstück -Sealing sill member</p>	1	Set	VL72 VL73	<table border="1"> <tr><td>BR</td><td></td></tr> <tr><td>AN</td><td></td></tr> <tr><td>KL</td><td></td></tr> <tr><td>GS</td><td></td></tr> <tr><td>Z</td><td>X</td></tr> <tr><td>W</td><td>X</td></tr> </table>	BR		AN		KL		GS		Z	X	W	X
BR																
AN																
KL																
GS																
Z	X															
W	X															
 <p>ACVL060 -Sluitstuk PVC voor condensgoot -Arrêt d'eau PVC pour seuil -Dichtungsstück PVC -Nylon piece for sill member</p>	1	Stuk Pièce Stück Pièce	VL57	<table border="1"> <tr><td>BR</td><td></td></tr> <tr><td>AN</td><td></td></tr> <tr><td>KL</td><td></td></tr> <tr><td>GS</td><td></td></tr> <tr><td>Z</td><td>X</td></tr> <tr><td>W</td><td>X</td></tr> </table>	BR		AN		KL		GS		Z	X	W	X
BR																
AN																
KL																
GS																
Z	X															
W	X															
 <p>ACVL061 -Blindklinknagel -Pop rivet -Blindniete -Rivet</p>	100	Stuk Pièce Stück Pièce	VL72 VL76	<table border="1"> <tr><td>BR</td><td></td></tr> <tr><td>AN</td><td></td></tr> <tr><td>KL</td><td></td></tr> <tr><td>GS</td><td></td></tr> <tr><td>Z</td><td></td></tr> <tr><td>W</td><td></td></tr> </table>	BR		AN		KL		GS		Z		W	
BR																
AN																
KL																
GS																
Z																
W																
 <p>ACVL062 -Inloopstuk rolluikgeleider -Entonnoir coulisseau store -Inlaufstück für Rolladen -Enterpiece for shutter</p>	1	Set	VL70	<table border="1"> <tr><td>BR</td><td></td></tr> <tr><td>AN</td><td></td></tr> <tr><td>KL</td><td></td></tr> <tr><td>GS</td><td></td></tr> <tr><td>Z</td><td>X</td></tr> <tr><td>W</td><td>X</td></tr> </table>	BR		AN		KL		GS		Z	X	W	X
BR																
AN																
KL																
GS																
Z	X															
W	X															



	Verp. per Emb. par Pack pr. Pack pr.	Eenheid Unité Einheit Unit	Toepassing Application Anwendung Application	Kleur Couleur Farbe Color												
	1	Stuk Pièce Stück Pièce	VL71	<table border="1"> <tr><td>BR</td><td></td></tr> <tr><td>AN</td><td></td></tr> <tr><td>KL</td><td></td></tr> <tr><td>GS</td><td></td></tr> <tr><td>Z</td><td></td></tr> <tr><td>W</td><td></td></tr> </table>	BR		AN		KL		GS		Z		W	
BR																
AN																
KL																
GS																
Z																
W																
	1 (33m)	Stuk Pièce Stück Pièce	VL69	<table border="1"> <tr><td>BR</td><td></td></tr> <tr><td>AN</td><td></td></tr> <tr><td>KL</td><td></td></tr> <tr><td>GS</td><td></td></tr> <tr><td>Z</td><td></td></tr> <tr><td>W</td><td></td></tr> </table>	BR		AN		KL		GS		Z		W	
BR																
AN																
KL																
GS																
Z																
W																
	1	Stuk Pièce Stück Pièce	VL20 VL21 ACMX070	<table border="1"> <tr><td>BR</td><td></td></tr> <tr><td>AN</td><td></td></tr> <tr><td>KL</td><td></td></tr> <tr><td>GS</td><td></td></tr> <tr><td>Z</td><td></td></tr> <tr><td>W</td><td></td></tr> </table>	BR		AN		KL		GS		Z		W	
BR																
AN																
KL																
GS																
Z																
W																
	1	Stuk Pièce Stück Pièce	VL45	<table border="1"> <tr><td>BR</td><td></td></tr> <tr><td>AN</td><td>X</td></tr> <tr><td>KL</td><td>X</td></tr> <tr><td>GS</td><td>X</td></tr> <tr><td>Z</td><td></td></tr> <tr><td>W</td><td></td></tr> </table>	BR		AN	X	KL	X	GS	X	Z		W	
BR																
AN	X															
KL	X															
GS	X															
Z																
W																
	1	Stuk Pièce Stück Pièce	VL45	<table border="1"> <tr><td>BR</td><td></td></tr> <tr><td>AN</td><td>X</td></tr> <tr><td>KL</td><td>X</td></tr> <tr><td>GS</td><td>X</td></tr> <tr><td>Z</td><td></td></tr> <tr><td>W</td><td></td></tr> </table>	BR		AN	X	KL	X	GS	X	Z		W	
BR																
AN	X															
KL	X															
GS	X															
Z																
W																

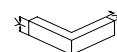
BR = BRUT - BRUT - ROH - BRUT
AN (X) = ANODISATIE - ANODISE - ELOXIERT - ANODISED
AN () = GELAKT - LAQUE - LACKIERT - LACQUERED -- RAL9006M
KL = STANDAARDKLEUREN - COULEUR STANDARD - BASIS FARBEN - BASIC COLORS
GS = GEMOFFELD SPECIAAL - LAQUE SPECIAL - SPECIALFARBE - SPECIAL COLOR
Z = ZWART - NOIR - SCHWARZ - BLACK
W = WIT - BLANC - WEISS - WHITE









GEREEDSCHAP - OUTILLAGE
WERKZEUG - TOOL



BEVESTIGING - FIXATION
BEFESTIGUNG - FIXATION





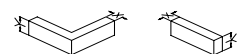
	Verp. per Emb. par Pack pr. Pack pr.	Einheid Unit	Toepassing Application	Kleur Couleur Farbe Color												
 <p>ACVL092 -Set sluitwerk voor wentelraam -Set verrouillage pour pivotant -Zubehorteile für Swingflügel -Set for pivoting window</p>	1	Stuk Pièce Stück Pièce	VL45	<table border="1"> <tr><td>BR</td><td></td></tr> <tr><td>AN</td><td></td></tr> <tr><td>KL</td><td></td></tr> <tr><td>GS</td><td></td></tr> <tr><td>Z</td><td></td></tr> <tr><td>W</td><td></td></tr> </table>	BR		AN		KL		GS		Z		W	
BR																
AN																
KL																
GS																
Z																
W																
 <p>ACVL093 -Afgeronde raamkruk CS -Cremone arrondie FC -Abgerundet handgriff CV -Rounded handle CC</p> <p> DIN7985 M5x30</p>	1	Stuk Pièce Stück Pièce	VL31	<table border="1"> <tr><td>BR</td><td></td></tr> <tr><td>AN</td><td>X</td></tr> <tr><td>KL</td><td>X</td></tr> <tr><td>GS</td><td>X</td></tr> <tr><td>Z</td><td></td></tr> <tr><td>W</td><td></td></tr> </table>	BR		AN	X	KL	X	GS	X	Z		W	
BR																
AN	X															
KL	X															
GS	X															
Z																
W																
 <p>ACVL094 -Afgeronde raamkruk CS met cilinder -Cremone arrondie FC avec cylindre -Abgerundet handgriff CV mit Zylinder -Rounded handle CC with cylinder</p> <p> DIN7985 M5x30</p>	1	Stuk Pièce Stück Pièce	VL31	<table border="1"> <tr><td>BR</td><td></td></tr> <tr><td>AN</td><td>X</td></tr> <tr><td>KL</td><td>X</td></tr> <tr><td>GS</td><td>X</td></tr> <tr><td>Z</td><td></td></tr> <tr><td>W</td><td></td></tr> </table>	BR		AN	X	KL	X	GS	X	Z		W	
BR																
AN	X															
KL	X															
GS	X															
Z																
W																
 <p>ACVL117 -Cilinder 30-50 -Cylindre 30-50 -Zylinder 30-50 -Cylinder 30-50</p>	1	Stuk Pièce Stück Pièce	VL22 ACMX208	<table border="1"> <tr><td>BR</td><td></td></tr> <tr><td>AN</td><td></td></tr> <tr><td>KL</td><td></td></tr> <tr><td>GS</td><td></td></tr> <tr><td>Z</td><td></td></tr> <tr><td>W</td><td></td></tr> </table>	BR		AN		KL		GS		Z		W	
BR																
AN																
KL																
GS																
Z																
W																
 <p>ACVL121 -Deurkruk laag model -Béquille de porte modèle plat -Türgriff niedrig modell -Doorhandle low model</p> <p>H = 26mm</p> <p> DIN963 M5x16</p>	1	Stuk Pièce Stück Pièce	VL21 VL22 VL24 VL25 VL31	<table border="1"> <tr><td>BR</td><td>X</td></tr> <tr><td>AN</td><td></td></tr> <tr><td>KL</td><td>X</td></tr> <tr><td>GS</td><td>X</td></tr> <tr><td>Z</td><td></td></tr> <tr><td>W</td><td></td></tr> </table>	BR	X	AN		KL	X	GS	X	Z		W	
BR	X															
AN																
KL	X															
GS	X															
Z																
W																



		Verp. per Emb. par Pack pr. Pack pr.	Eenheid Unité Einheit Unit	Toepassing Application Anwendung Application	Kleur Couleur Farbe Color												
	ACVL122 -Deurgreep 230mm - ø 30mm -Poussoir de porte 230mm - ø 30mm -Stossgriffe 230mm - ø 30mm -Door handle 230mm - ø 30mm  ACVL157  DIN963 M5x16	1	Stuk Pièce Stück Pièce	VL21 VL22 VL24 VL25 VL31	brown white black												
	ACVL123 -Deurgreep 350mm - ø 35mm -Poussoir de porte 350mm - ø 35mm -Stossgriffe 350mm - ø 35mm -Door handle 350mm - ø 35mm  ACVL157  DIN963 M5x16	1	Stuk Pièce Stück Pièce	VL21 VL22 VL24 VL25 VL31	brown white black												
	ACVL124 -Enkele bevestiging -Set de montage simple -Einzelbefestigung -Simple fixation	1	Stuk Pièce Stück Pièce	ACVL122	brown white black												
	ACVL125 -Paar bevestiging -Set de montage pair -Paarweise bevestiging -Double fixation	1	Stuk Pièce Stück Pièce	ACVL122	brown white black												
	ACVL126 -Deurvergrendeling -Verrous de porte -Kantriegel -Door bolts  DIN963 M5x10	1	Stuk Pièce Stück Pièce	VL40	<table border="1"> <tr><td>BR</td><td></td></tr> <tr><td>AN</td><td></td></tr> <tr><td>KL</td><td></td></tr> <tr><td>GS</td><td></td></tr> <tr><td>Z</td><td></td></tr> <tr><td>W</td><td></td></tr> </table>	BR		AN		KL		GS		Z		W	
BR																	
AN																	
KL																	
GS																	
Z																	
W																	

BR = BRUT - BRUT - ROH - BRUT
 AN (X) = ANODISATIE - ANODISE - ELOXIERT - ANODISED
 AN (■) = GELAKT - LAQUE - LACKIERT - LACQUERED -- RAL9006M
 KL = STANDAARDKLEUREN - COULEUR STANDARD - BASIS FARBEN - BASIC COLORS
 GS = GEMOFFELD SPECIAAL - LAQUE SPECIAL - SPECIALFARBE - SPECIAL COLOR
 Z = ZWART - NOIR - SCHWARZ - BLACK
 W = WIT - BLANC - WEISS - WHITE

 GEREEDSCHAP - OUTILLAGE
 WERKZEUG - TOOL
 BEVESTIGING - FIXATION
 BEFESTIGUNG - FIXATION



		Verp. per Emb. par Pack pr.	Einheid Unité Einheit Unit	Toepassing Application Anwendung Application	Kleur Couleur Farbe Color												
	ACVL127 -Stang 2.5m -Barreau 2.5m -Stange 2.5m -Rod 2.5m	1	Stuk Pièce Stück Piece	ACVL126	<table border="1"> <tr><td>BR</td><td></td></tr> <tr><td>AN</td><td></td></tr> <tr><td>KL</td><td></td></tr> <tr><td>GS</td><td></td></tr> <tr><td>Z</td><td></td></tr> <tr><td>W</td><td></td></tr> </table>	BR		AN		KL		GS		Z		W	
BR																	
AN																	
KL																	
GS																	
Z																	
W																	
	ACVL128 -Deurkruk binnenzijde -Béquille intérieur -Türgriff innen -Inside doorhandle ➤ DIN964 M5x70	1	Stuk Pièce Stück Piece	VL21 VL22 VL23 VL24 VL25	<table border="1"> <tr><td>BR</td><td>X</td></tr> <tr><td>AN</td><td>X</td></tr> <tr><td>KL</td><td>X</td></tr> <tr><td>GS</td><td>X</td></tr> <tr><td>Z</td><td></td></tr> <tr><td>W</td><td></td></tr> </table>	BR	X	AN	X	KL	X	GS	X	Z		W	
BR	X																
AN	X																
KL	X																
GS	X																
Z																	
W																	
	ACVL129 -Deurkruk buitenzijde -Béquille extérieur -Türgriff aussen -Outside doorhandle ➤ DIN964 M5x70	1	Stuk Pièce Stück Piece	VL21 VL22 VL23 VL24 VL25	<table border="1"> <tr><td>BR</td><td>X</td></tr> <tr><td>AN</td><td>X</td></tr> <tr><td>KL</td><td>X</td></tr> <tr><td>GS</td><td>X</td></tr> <tr><td>Z</td><td></td></tr> <tr><td>W</td><td></td></tr> </table>	BR	X	AN	X	KL	X	GS	X	Z		W	
BR	X																
AN	X																
KL	X																
GS	X																
Z																	
W																	
	ACVL130 -Muuranker -Doguet de fixation -Verankerung -Anchor	1	Stuk Pièce Stück Piece	VL10 VL11 VL18 VL30 VL31 VL34	<table border="1"> <tr><td>BR</td><td></td></tr> <tr><td>AN</td><td></td></tr> <tr><td>KL</td><td></td></tr> <tr><td>GS</td><td></td></tr> <tr><td>Z</td><td></td></tr> <tr><td>W</td><td></td></tr> </table>	BR		AN		KL		GS		Z		W	
BR																	
AN																	
KL																	
GS																	
Z																	
W																	
	ACVL140 -Enkele bevestiging -Set de montage simple -Einzelbefestigung -Simple fixation	1	Stuk Pièce Stück Piece	ACVL123	brown white black												

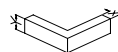
BR = BRUT - BRUT - ROH - BRUT
 AN (X) = ANODISATIE - ANODISE - ELOXIERT - ANODISED
 AN (■) = GELAKT - LAQUE - LACKIERT - LACQUERED -- RAL9006M
 KL = STANDAARDKLEUREN - COULEUR STANDARD - BASIS FARBEN - BASIC COLORS
 GS = GEMOFFELD SPECIAAL - LAQUE SPECIAL - SPECIALFARBE - SPECIAL COLOR
 Z = ZWART - NOIR - SCHWARZ - BLACK
 W = WIT - BLANC - WEISS - WHITE



GEREEDSCHAP - OUTILLAGE
WERKZEUG - TOOL





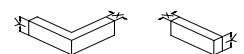
BEVESTIGING - FIXATION
BEFESTIGUNG - FIXATION



	Verp. per Emb. par Pack pr. Pack pr.	Eenheid Unité Einheit Unit	Toepassing Application Anwendung Application	Kleur Couleur Farbe Color												
	1	Stuk Pièce Stück Pièce	ACVL123	brown white black												
	1	Set	VL18 VL22	<table border="1"> <tr><td>BR</td><td></td></tr> <tr><td>AN</td><td></td></tr> <tr><td>KL</td><td></td></tr> <tr><td>GS</td><td></td></tr> <tr><td>Z</td><td></td></tr> <tr><td>W</td><td></td></tr> </table>	BR		AN		KL		GS		Z		W	
BR																
AN																
KL																
GS																
Z																
W																
	1	Set	VL22 VL23	<table border="1"> <tr><td>BR</td><td></td></tr> <tr><td>AN</td><td></td></tr> <tr><td>KL</td><td></td></tr> <tr><td>GS</td><td></td></tr> <tr><td>Z</td><td></td></tr> <tr><td>W</td><td></td></tr> </table>	BR		AN		KL		GS		Z		W	
BR																
AN																
KL																
GS																
Z																
W																
	1	Stuk Pièce Stück Pièce	ACVL021 ACVL022 ACVL023 ACVL024 ACVL025 ACVL026 ACVL027 ACVL028 ACVL321	<table border="1"> <tr><td>BR</td><td></td></tr> <tr><td>AN</td><td></td></tr> <tr><td>KL</td><td></td></tr> <tr><td>GS</td><td></td></tr> <tr><td>Z</td><td></td></tr> <tr><td>W</td><td></td></tr> </table>	BR		AN		KL		GS		Z		W	
BR																
AN																
KL																
GS																
Z																
W																
	1	Set	VL140	<table border="1"> <tr><td>BR</td><td></td></tr> <tr><td>AN</td><td></td></tr> <tr><td>KL</td><td></td></tr> <tr><td>GS</td><td></td></tr> <tr><td>Z</td><td>X</td></tr> <tr><td>W</td><td>X</td></tr> </table>	BR		AN		KL		GS		Z	X	W	X
BR																
AN																
KL																
GS																
Z	X															
W	X															

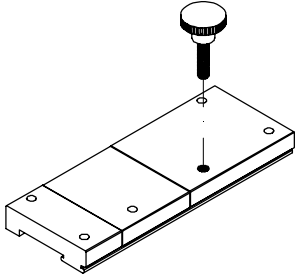


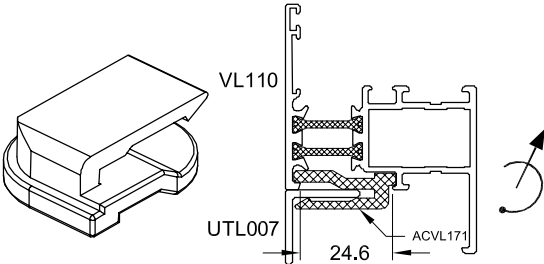
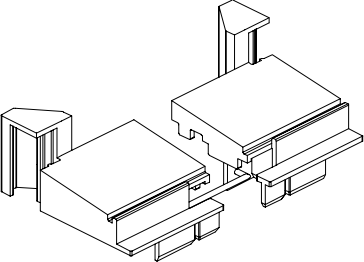
BR = BRUT - BRUT - ROH - BRUT
AN (X) = ANODISATIE - ANODISE - ELOXIERT - ANODISED
AN (■) = GELAKT - LAQUE - LACKIERT - LACQUERED -- RAL9006M
KL = STANDAARDKLEUREN - COULEUR STANDARD - BASIS FARBEN - BASIC COLORS
GS = GEMOFFELD SPECIAAL - LAQUE SPECIAL - SPECIALFARBE - SPECIAL COLOR
Z = ZWART - NOIR - SCHWARZ - BLACK
W = WIT - BLANC - WEISS - WHITE

 GEREEDSCHAP - OUTILLAGE
WERKZEUG - TOOL
 BEVESTIGING - FIXATION
BEFESTIGUNG - FIXATION





	Verp. per Emb. par Pack pr. Pack pr.	Einheid Unit	Toepassing Application	Kleur Couleur												
 <p>ACVL158 -Oil spray -Oil spray -Oil spray -Oil spray</p>	1	Stuk Pièce Stück Pièce		<table border="1"> <tr><td>BR</td><td></td></tr> <tr><td>AN</td><td></td></tr> <tr><td>KL</td><td></td></tr> <tr><td>GS</td><td></td></tr> <tr><td>Z</td><td></td></tr> <tr><td>W</td><td></td></tr> </table>	BR		AN		KL		GS		Z		W	
BR																
AN																
KL																
GS																
Z																
W																
 <p>ACVL159 -Secondenlijm -Colle cyanoacrylate -Cyanacrylate kleber -Cyanacrylat glue</p>	1	Stuk Pièce Stück Pièce	ACVL030 ACVL034	<table border="1"> <tr><td>BR</td><td></td></tr> <tr><td>AN</td><td></td></tr> <tr><td>KL</td><td></td></tr> <tr><td>GS</td><td></td></tr> <tr><td>Z</td><td></td></tr> <tr><td>W</td><td></td></tr> </table>	BR		AN		KL		GS		Z		W	
BR																
AN																
KL																
GS																
Z																
W																
 <p>ACVL162 -Boormal voor ACVL021 -Calibre pour ACVL021 -Bohrschablone für ACVL021 -Boring jig set for ACVL021</p>	1	Stuk Pièce Stück Pièce	VL10 VL11 VL18 VL19 VL30 VL36 VL130	<table border="1"> <tr><td>BR</td><td></td></tr> <tr><td>AN</td><td></td></tr> <tr><td>KL</td><td></td></tr> <tr><td>GS</td><td></td></tr> <tr><td>Z</td><td></td></tr> <tr><td>W</td><td></td></tr> </table>	BR		AN		KL		GS		Z		W	
BR																
AN																
KL																
GS																
Z																
W																
 <p>ACVL163 -Boormal voor ACVL022 -Calibre pour ACVL022 -Bohrschablone für ACVL022 -Boring jig set for ACVL022</p>	1	Stuk Pièce Stück Pièce	VL20	<table border="1"> <tr><td>BR</td><td></td></tr> <tr><td>AN</td><td></td></tr> <tr><td>KL</td><td></td></tr> <tr><td>GS</td><td></td></tr> <tr><td>Z</td><td></td></tr> <tr><td>W</td><td></td></tr> </table>	BR		AN		KL		GS		Z		W	
BR																
AN																
KL																
GS																
Z																
W																
 <p>ACVL164 -Boormal voor ACVL027 -Calibre pour ACVL027 -Bohrschablone für ACVL027 -Boring jig set for ACVL027</p>	1	Stuk Pièce Stück Pièce	VL30 VL31 VL35	<table border="1"> <tr><td>BR</td><td></td></tr> <tr><td>AN</td><td></td></tr> <tr><td>KL</td><td></td></tr> <tr><td>GS</td><td></td></tr> <tr><td>Z</td><td></td></tr> <tr><td>W</td><td></td></tr> </table>	BR		AN		KL		GS		Z		W	
BR																
AN																
KL																
GS																
Z																
W																


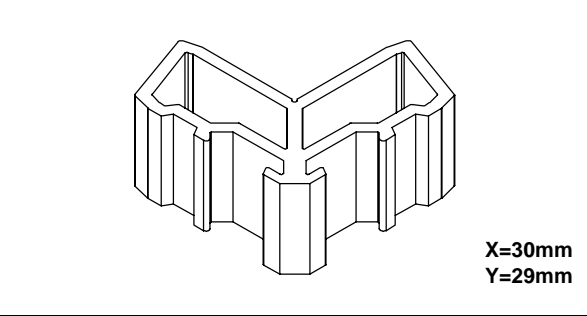
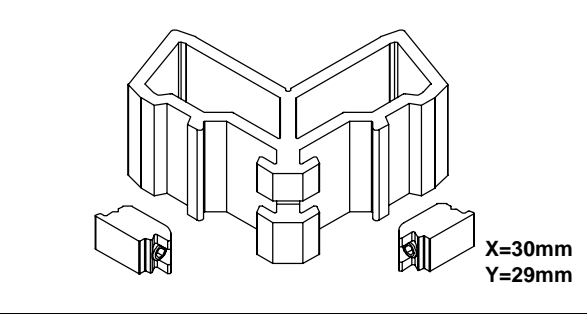

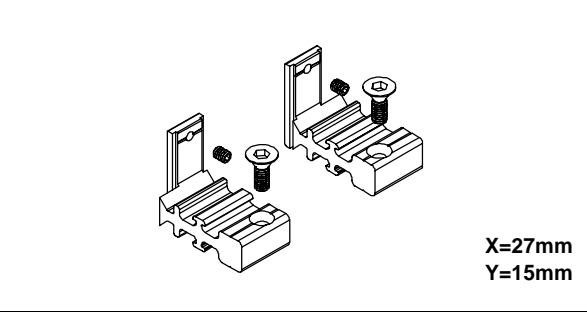

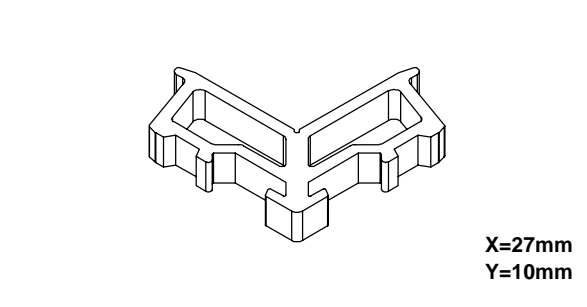


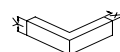
		Verp. per Emb. par Pack pr. Pack pr.	Eenheid Unité Einheit Unit	Toepassing Application Anwendung Application	Kleur Couleur Farbe Color												
	ACVL168 -Boormal voor schroefgaten -Calibre pour trou de vis -Bohrschablone für loch für schraube -Boring jig set for screwhole	1	Stuk Pièce Stück Pièce	VL32 VL34	<table border="1"> <tr><td>BR</td><td></td></tr> <tr><td>AN</td><td></td></tr> <tr><td>KL</td><td></td></tr> <tr><td>GS</td><td></td></tr> <tr><td>Z</td><td></td></tr> <tr><td>W</td><td></td></tr> </table>	BR		AN		KL		GS		Z		W	
BR																	
AN																	
KL																	
GS																	
Z																	
W																	
	ACVL169 -Boormal voor schroefgaten -Calibre pour trou de vis -Bohrschablone für loch für schraube -Boring jig set for screwhole	1	Stuk Pièce Stück Pièce	VL32 VL33 VL34	<table border="1"> <tr><td>BR</td><td></td></tr> <tr><td>AN</td><td></td></tr> <tr><td>KL</td><td></td></tr> <tr><td>GS</td><td></td></tr> <tr><td>Z</td><td></td></tr> <tr><td>W</td><td></td></tr> </table>	BR		AN		KL		GS		Z		W	
BR																	
AN																	
KL																	
GS																	
Z																	
W																	
	ACVL170 -Draaiblokkering -Limiteur d'ouverture -Drehsperre -Turn lock	1	Stuk Pièce Stück Pièce	VL20 VL21 VL120	<table border="1"> <tr><td>BR</td><td></td></tr> <tr><td>AN</td><td></td></tr> <tr><td>KL</td><td>X</td></tr> <tr><td>GS</td><td></td></tr> <tr><td>Z</td><td>X</td></tr> <tr><td>W</td><td>X</td></tr> </table>	BR		AN		KL	X	GS		Z	X	W	X
BR																	
AN																	
KL	X																
GS																	
Z	X																
W	X																
	ACVL171 -Klemstuk voor VL110 -Clips pour VL110 -Befestigungsklotz für VL110 -Clip for VL110	1	Stuk Pièce Stück Pièce	VL110	<table border="1"> <tr><td>BR</td><td></td></tr> <tr><td>AN</td><td></td></tr> <tr><td>KL</td><td></td></tr> <tr><td>GS</td><td></td></tr> <tr><td>Z</td><td>X</td></tr> <tr><td>W</td><td></td></tr> </table>	BR		AN		KL		GS		Z	X	W	
BR																	
AN																	
KL																	
GS																	
Z	X																
W																	
	ACVL194 -Eindstukken -Pieces latérales -Abdichtungen -Sealings	1	Set	VL94	<table border="1"> <tr><td>BR</td><td></td></tr> <tr><td>AN</td><td></td></tr> <tr><td>KL</td><td></td></tr> <tr><td>GS</td><td></td></tr> <tr><td>Z</td><td>X</td></tr> <tr><td>W</td><td>X</td></tr> </table>	BR		AN		KL		GS		Z	X	W	X
BR																	
AN																	
KL																	
GS																	
Z	X																
W	X																


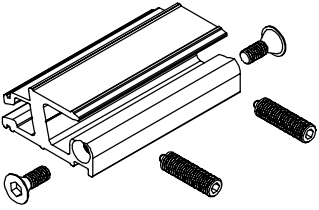




BR = BRUT - BRUT - ROH - BRUT
 AN (X) = ANODISATIE - ANODISE - ELOXIERT - ANODISED
 AN (■) = GELAKT - LAQUE - LACKIERT - LACQUERED -- RAL9006M
 KL = STANDAARDKLEUREN - COULEUR STANDARD - BASIS FARBEN - BASIC COLORS
 GS = GEMOFFELD SPECIAAL - LAQUE SPECIAL - SPECIALFARBE - SPECIAL COLOR
 Z = ZWART - NOIR - SCHWARZ - BLACK
 W = WIT - BLANC - WEISS - WHITE

 GEREEDSCHAP - OUTILLAGE
 WERKZEUG - TOOL
 BEVESTIGING - FIXATION
 BEFESTIGUNG - FIXATION



	Verp. per Emb. par Pack pr. Pack pr.	Einheit Unit	Toepassing Application Anwendung Application	Kleur Couleur Farbe Color												
 <p>ACVL200 -Muuranker -Doguet de fixation -Verankerung -Anchor</p>	1 100	Stuk Pièce Stück Pièce	VL10 VL11 VL12 VL13 VL14 VL15 VL18 VL19 VL30 VL31 VL34	<table border="1"> <tr><td>BR</td><td></td></tr> <tr><td>AN</td><td></td></tr> <tr><td>KL</td><td></td></tr> <tr><td>GS</td><td></td></tr> <tr><td>Z</td><td></td></tr> <tr><td>W</td><td></td></tr> </table>	BR		AN		KL		GS		Z		W	
BR																
AN																
KL																
GS																
Z																
W																
 <p>ACVL220 -Pershoek -Clame à presser -Eckverbinder Stanzbar -Clamping corner</p> <p>X=30mm Y=29mm</p>	1 24	Stuk Pièce Stück Pièce	VL120	<table border="1"> <tr><td>BR</td><td></td></tr> <tr><td>AN</td><td></td></tr> <tr><td>KL</td><td></td></tr> <tr><td>GS</td><td></td></tr> <tr><td>Z</td><td></td></tr> <tr><td>W</td><td></td></tr> </table>	BR		AN		KL		GS		Z		W	
BR																
AN																
KL																
GS																
Z																
W																
 <p>ACVL221 -Schroefhoek -Clame à visser -Eckverbinder Schraubbar -Square coupling joint</p> <p>X=30mm Y=29mm</p> <p> ACVG66</p>	1 24	Stuk Pièce Stück Pièce	VL120	<table border="1"> <tr><td>BR</td><td></td></tr> <tr><td>AN</td><td></td></tr> <tr><td>KL</td><td></td></tr> <tr><td>GS</td><td></td></tr> <tr><td>Z</td><td></td></tr> <tr><td>W</td><td></td></tr> </table>	BR		AN		KL		GS		Z		W	
BR																
AN																
KL																
GS																
Z																
W																
 <p>ACVL225 -T-verbinding -Assemblage-T -T-Verbinder -Connecting bracket</p> <p>X=27mm Y=15mm</p> <p> ACVG65 ACVL150</p>	1	Stuk Pièce Stück Pièce	VL10 VL30 VL35	<table border="1"> <tr><td>BR</td><td></td></tr> <tr><td>AN</td><td></td></tr> <tr><td>KL</td><td></td></tr> <tr><td>GS</td><td></td></tr> <tr><td>Z</td><td></td></tr> <tr><td>W</td><td></td></tr> </table>	BR		AN		KL		GS		Z		W	
BR																
AN																
KL																
GS																
Z																
W																
 <p>ACVL227B -Lijmhoek voor binnenste kamer -Equerre de colle pour chambre intérieure -Eckverstärkung für innere kammer -Glue square for inside chamber</p> <p>X=27mm Y=10mm</p>	1	Stuk Pièce Stück Pièce	VL27	<table border="1"> <tr><td>BR</td><td></td></tr> <tr><td>AN</td><td></td></tr> <tr><td>KL</td><td></td></tr> <tr><td>GS</td><td></td></tr> <tr><td>Z</td><td></td></tr> <tr><td>W</td><td></td></tr> </table>	BR		AN		KL		GS		Z		W	
BR																
AN																
KL																
GS																
Z																
W																



		Verp. per Emb. par Pack pr. Pack pr.	Eenheid Unité Einheit Unit	Toepassing Application Anwendung Application	Kleur Couleur Farbe Color												
	ACVL231 -Hoek voor aanslagdichting -Pièce de coin pour joint -Eckstück für Dichtung -Corner for gasket	1	Stuk Pièce Stück Piece	VL20 VL21 VL22 VL120	<table border="1"> <tr><td>BR</td><td></td></tr> <tr><td>AN</td><td></td></tr> <tr><td>KL</td><td></td></tr> <tr><td>GS</td><td></td></tr> <tr><td>Z</td><td></td></tr> <tr><td>W</td><td></td></tr> </table>	BR		AN		KL		GS		Z		W	
BR																	
AN																	
KL																	
GS																	
Z																	
W																	
 X=83mm Y=26mm	ACVL233 -T-verbinding -Assemblage-T -T-Verbinder -Connecting bracket  ACVG66 ACVL150	1	Stuk Pièce Stück Piece	VL210 VL233	<table border="1"> <tr><td>BR</td><td></td></tr> <tr><td>AN</td><td></td></tr> <tr><td>KL</td><td></td></tr> <tr><td>GS</td><td></td></tr> <tr><td>Z</td><td></td></tr> <tr><td>W</td><td></td></tr> </table>	BR		AN		KL		GS		Z		W	
BR																	
AN																	
KL																	
GS																	
Z																	
W																	
 L	ACVL279 L/R -Eindstukken -Pièces latérales -Abdichtung -Sealing sill member	1	Stuk Pièce Stück Piece	VL479 VL557	<table border="1"> <tr><td>BR</td><td>X</td></tr> <tr><td>AN</td><td>X</td></tr> <tr><td>KL</td><td>X</td></tr> <tr><td>GS</td><td>X</td></tr> <tr><td>Z</td><td></td></tr> <tr><td>W</td><td></td></tr> </table>	BR	X	AN	X	KL	X	GS	X	Z		W	
BR	X																
AN	X																
KL	X																
GS	X																
Z																	
W																	
 L	ACVL280 L/R -Eindstukken -Pièces latérales -Abdichtung -Sealing sill member	1	Stuk Pièce Stück Piece	VL480 VL557	<table border="1"> <tr><td>BR</td><td>X</td></tr> <tr><td>AN</td><td>X</td></tr> <tr><td>KL</td><td>X</td></tr> <tr><td>GS</td><td>X</td></tr> <tr><td>Z</td><td></td></tr> <tr><td>W</td><td></td></tr> </table>	BR	X	AN	X	KL	X	GS	X	Z		W	
BR	X																
AN	X																
KL	X																
GS	X																
Z																	
W																	
 L	ACVL281 L/R -Eindstukken -Pièces latérales -Abdichtung -Sealing sill member	1	Stuk Pièce Stück Piece	VL481 VL557	<table border="1"> <tr><td>BR</td><td>X</td></tr> <tr><td>AN</td><td>X</td></tr> <tr><td>KL</td><td>X</td></tr> <tr><td>GS</td><td>X</td></tr> <tr><td>Z</td><td></td></tr> <tr><td>W</td><td></td></tr> </table>	BR	X	AN	X	KL	X	GS	X	Z		W	
BR	X																
AN	X																
KL	X																
GS	X																
Z																	
W																	

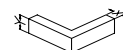
BR = BRUT - BRUT - ROH - BRUT
AN (X) = ANODISATIE - ANODISE - ELOXIERT - ANODISED
AN (■) = GELAKT - LAQUE - LACKIERT - LACQUERED -- RAL9006M
KL = STANDAARDKLEUREN - COULEUR STANDARD - BASIS FARBEN - BASIC COLORS
GS = GEMOFFELD SPECIAAL - LAQUE SPECIAL - SPECIALFARBE - SPECIAL COLOR
Z = ZWART - NOIR - SCHWARZ - BLACK
W = WIT - BLANC - WEISS - WHITE




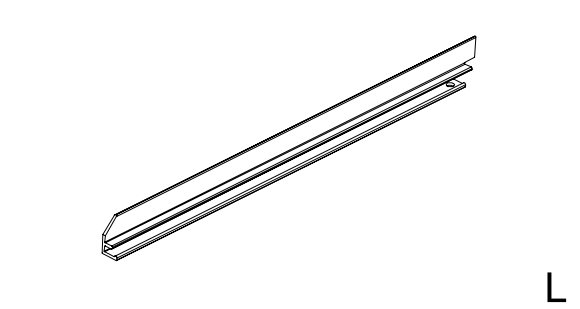
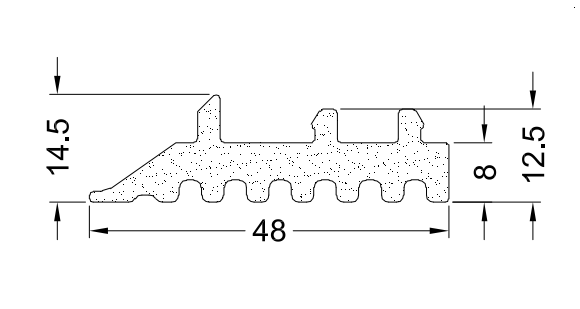


GEREEDSCHAP - OUTILLAGE
WERKZEUG - TOOL



BEVESTIGING - FIXATION
BEFESTIGUNG - FIXATION



	Verp. per Emb. par Pack pr.	Einheid Unité Einheit Unit	Toepassing Application Anwendung Application	Kleur Couleur Farbe Color												
 <p>ACVL282 L/R -Eindstukken -Pièces latérales -Abdichtung -Sealing sill member</p>	1	Stuk Pièce Stück Pièce	VL482 VL557	<table border="1"> <tr><td>BR</td><td>X</td></tr> <tr><td>AN</td><td>X</td></tr> <tr><td>KL</td><td>X</td></tr> <tr><td>GS</td><td>X</td></tr> <tr><td>Z</td><td></td></tr> <tr><td>W</td><td></td></tr> </table>	BR	X	AN	X	KL	X	GS	X	Z		W	
BR	X															
AN	X															
KL	X															
GS	X															
Z																
W																
 <p>ACVL283 L/R -Eindstukken -Pièces latérales -Abdichtung -Sealing sill member</p>	1	Stuk Pièce Stück Pièce	VL483 VL557	<table border="1"> <tr><td>BR</td><td>X</td></tr> <tr><td>AN</td><td>X</td></tr> <tr><td>KL</td><td>X</td></tr> <tr><td>GS</td><td>X</td></tr> <tr><td>Z</td><td></td></tr> <tr><td>W</td><td></td></tr> </table>	BR	X	AN	X	KL	X	GS	X	Z		W	
BR	X															
AN	X															
KL	X															
GS	X															
Z																
W																
 <p>ACVL284 L/R -Eindstukken -Pièces latérales -Abdichtung -Sealing sill member</p>	1	Stuk Pièce Stück Pièce	VL484 VL557	<table border="1"> <tr><td>BR</td><td>X</td></tr> <tr><td>AN</td><td>X</td></tr> <tr><td>KL</td><td>X</td></tr> <tr><td>GS</td><td>X</td></tr> <tr><td>Z</td><td></td></tr> <tr><td>W</td><td></td></tr> </table>	BR	X	AN	X	KL	X	GS	X	Z		W	
BR	X															
AN	X															
KL	X															
GS	X															
Z																
W																
 <p>ACVL286 L/R -Eindstukken -Pièces latérales -Abdichtung -Sealing sill member</p>	1	Stuk Pièce Stück Pièce	VL486 VL557	<table border="1"> <tr><td>BR</td><td>X</td></tr> <tr><td>AN</td><td>X</td></tr> <tr><td>KL</td><td>X</td></tr> <tr><td>GS</td><td>X</td></tr> <tr><td>Z</td><td></td></tr> <tr><td>W</td><td></td></tr> </table>	BR	X	AN	X	KL	X	GS	X	Z		W	
BR	X															
AN	X															
KL	X															
GS	X															
Z																
W																
 <p>ACVL300 -Basisrubber -Base gache -Basisgummi -Spacer</p>	25	m	VL12 VL10	<table border="1"> <tr><td>BR</td><td></td></tr> <tr><td>AN</td><td></td></tr> <tr><td>KL</td><td></td></tr> <tr><td>GS</td><td></td></tr> <tr><td>Z</td><td></td></tr> <tr><td>W</td><td></td></tr> </table>	BR		AN		KL		GS		Z		W	
BR																
AN																
KL																
GS																
Z																
W																

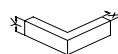
BR = BRUT - BRUT - ROH - BRUT
 AN (X) = ANODISATIE - ANODISE - ELOXIERT - ANODISED
 AN (■) = GELAKT - LAQUE - LACKIERT - LACQUERED -- RAL9006M
 KL = STANDAARDKLEUREN - COULEUR STANDARD - BASIS FARBEN - BASIC COLORS
 GS = GEMOFFELD SPECIAAL - LAQUE SPECIAL - SPECIALFARBE - SPECIAL COLOR
 Z = ZWART - NOIR - SCHWARZ - BLACK
 W = WIT - BLANC - WEISS - WHITE

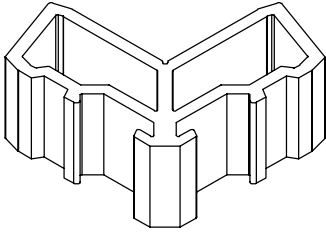
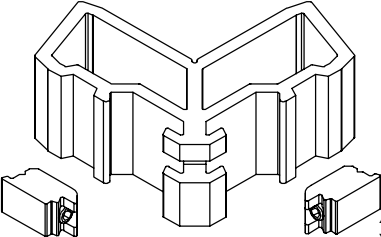

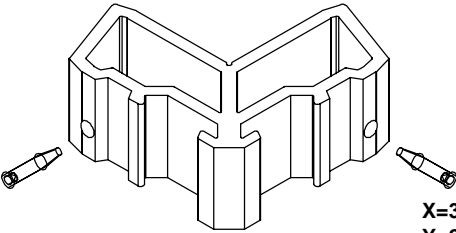



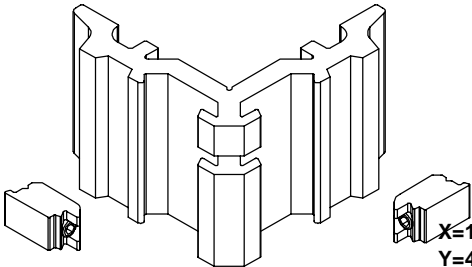



GEREEDSCHAP - OUTILLAGE
WERKZEUG - TOOL



BEVESTIGING - FIXATION
BEFESTIGUNG - FIXATION



		Verp. per Emb. par Pack pr. Pack pr.	Eenheid Unité Einheit Unit	Toepassing Application Anwendung Application	Kleur Couleur Farbe Color												
 <p>ACVL310 -Pershoek -Clame à presser -Eckverbinder Stanzbar -Clamping corner</p> <p>X=30mm Y=27mm</p>		1 24	Stuk Pièce Stück Pièce	VL18 VL19 VL36 VL119 VL130	<table border="1"> <tr><td>BR</td><td></td></tr> <tr><td>AN</td><td></td></tr> <tr><td>KL</td><td></td></tr> <tr><td>GS</td><td></td></tr> <tr><td>Z</td><td></td></tr> <tr><td>W</td><td></td></tr> </table>	BR		AN		KL		GS		Z		W	
BR																	
AN																	
KL																	
GS																	
Z																	
W																	
 <p>ACVL311 -Schroefhoek -Clame à visser -Eckverbinder Schraubbar -Square coupling joint</p> <p>X=30mm Y=27mm</p>  ACVG66		1 24	Stuk Pièce Stück Pièce	VL18 VL19 VL36 VL119 VL130	<table border="1"> <tr><td>BR</td><td></td></tr> <tr><td>AN</td><td></td></tr> <tr><td>KL</td><td></td></tr> <tr><td>GS</td><td></td></tr> <tr><td>Z</td><td></td></tr> <tr><td>W</td><td></td></tr> </table>	BR		AN		KL		GS		Z		W	
BR																	
AN																	
KL																	
GS																	
Z																	
W																	
 <p>ACVL312 -Stifhoek -Clame à goupiller -Eckverbinder Verstifted -Square bracket</p> <p>X=30mm Y=27mm</p>  ACDV235		1 24	Stuk Pièce Stück Pièce	VL18 VL19 VL36 VL119 VL130	<table border="1"> <tr><td>BR</td><td></td></tr> <tr><td>AN</td><td></td></tr> <tr><td>KL</td><td></td></tr> <tr><td>GS</td><td></td></tr> <tr><td>Z</td><td></td></tr> <tr><td>W</td><td></td></tr> </table>	BR		AN		KL		GS		Z		W	
BR																	
AN																	
KL																	
GS																	
Z																	
W																	
 <p>ACVL313 -Schroefhoek voor buitenste kamer -Clame à visser pour chambre extérieure -Eckverbinder Schraubbar für aussere kammer -Square coupling joint for outside chamber</p> <p>X=15mm Y=46mm</p>  ACVG66		1 24	Stuk Pièce Stück Pièce	VL19	<table border="1"> <tr><td>BR</td><td></td></tr> <tr><td>AN</td><td></td></tr> <tr><td>KL</td><td></td></tr> <tr><td>GS</td><td></td></tr> <tr><td>Z</td><td></td></tr> <tr><td>W</td><td></td></tr> </table>	BR		AN		KL		GS		Z		W	
BR																	
AN																	
KL																	
GS																	
Z																	
W																	
 <p>ACVL314 -Schroefhoek voor buitenste kamer -Clame à visser pour chambre extérieure -Eckverbinder Schraubbar für aussere kammer -Square coupling joint for outside chamber</p> <p>X=15mm Y=46mm</p>  ACVG66		1 24	Stuk Pièce Stück Pièce	VL119	<table border="1"> <tr><td>BR</td><td></td></tr> <tr><td>AN</td><td></td></tr> <tr><td>KL</td><td></td></tr> <tr><td>GS</td><td></td></tr> <tr><td>Z</td><td></td></tr> <tr><td>W</td><td></td></tr> </table>	BR		AN		KL		GS		Z		W	
BR																	
AN																	
KL																	
GS																	
Z																	
W																	

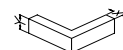
BR = BRUT - BRUT - ROH - BRUT
AN (X) = ANODISATIE - ANODISE - ELOXIERT - ANODISED
AN (■) = GELAKT - LAQUE - LACKIERT - LACQUERED -- RAL9006M
KL = STANDAARDKLEUREN - COULEUR STANDARD - BASIS FARBEN - BASIC COLORS
GS = GEMOFFELD SPECIAAL - LAQUE SPECIAL - SPECIALFARBE - SPECIAL COLOR
Z = ZWART - NOIR - SCHWARZ - BLACK
W = WIT - BLANC - WEISS - WHITE

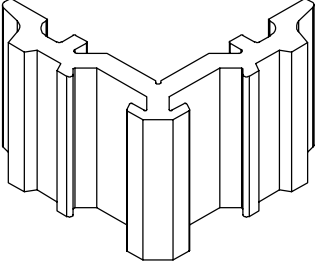







GEREEDSCHAP - OUTILLAGE
WERKZEUG - TOOL



BEVESTIGING - FIXATION
BEFESTIGUNG - FIXATION



		Verp. per Emb. par Pack pr.	Einheid Unité Einheit Unit	Toepassing Application Anwendung Application	Kleur Couleur Farbe Color												
 <p>ACVL315</p> <ul style="list-style-type: none"> -Pershoek voor buitenste kamer -Clame à presser pour chambre extérieure -Stanzbarer Eckverbinder für aussere kammer -Clamping corner for outside chamber <p>X=15mm Y=46mm</p>		1	Stuk Pièce Stück Piece	VL19 VL119	<table border="1"> <tr><td>BR</td><td></td></tr> <tr><td>AN</td><td></td></tr> <tr><td>KL</td><td></td></tr> <tr><td>GS</td><td></td></tr> <tr><td>Z</td><td></td></tr> <tr><td>W</td><td></td></tr> </table>	BR		AN		KL		GS		Z		W	
BR																	
AN																	
KL																	
GS																	
Z																	
W																	
 <p>ACVL321</p> <ul style="list-style-type: none"> -Variabele hoek -Clame variable -Verstelbare Eckverbinder -Adjustable bracket <p>X=30mm Y=27mm</p> <p> ACVL150 ACVL163</p>		1	Stuk Pièce Stück Piece	VL19 VL119	<table border="1"> <tr><td>BR</td><td></td></tr> <tr><td>AN</td><td></td></tr> <tr><td>KL</td><td></td></tr> <tr><td>GS</td><td></td></tr> <tr><td>Z</td><td></td></tr> <tr><td>W</td><td></td></tr> </table>	BR		AN		KL		GS		Z		W	
BR																	
AN																	
KL																	
GS																	
Z																	
W																	
 <p>ACVL402 - ACVL402S</p> <ul style="list-style-type: none"> -Deurscharnier binnendraaiend -Charnière de porte ouvrant vers l'int. -Türband innen öffnend -Inside opening door hinge <p>S = Bevestiging RVS, Fixation inox, Bevestigung edelstahl, Connecting Stainless</p>		1	Stuk Pièce Stück Piece	VL15 VL24	<table border="1"> <tr><td>BR</td><td>X</td></tr> <tr><td>AN</td><td>X</td></tr> <tr><td>KL</td><td>X</td></tr> <tr><td>GS</td><td>X</td></tr> <tr><td>Z</td><td></td></tr> <tr><td>W</td><td></td></tr> </table>	BR	X	AN	X	KL	X	GS	X	Z		W	
BR	X																
AN	X																
KL	X																
GS	X																
Z																	
W																	
 <p>ACVL403</p> <ul style="list-style-type: none"> -Boormal -Calibre -Bohrschablone -Boring jig set 		1	Stuk Pièce Stück Piece	ACVL402	<table border="1"> <tr><td>BR</td><td></td></tr> <tr><td>AN</td><td></td></tr> <tr><td>KL</td><td></td></tr> <tr><td>GS</td><td></td></tr> <tr><td>Z</td><td></td></tr> <tr><td>W</td><td></td></tr> </table>	BR		AN		KL		GS		Z		W	
BR																	
AN																	
KL																	
GS																	
Z																	
W																	
 <p>ACVL404 - ACVL404S</p> <ul style="list-style-type: none"> -Deurscharnier buitendraaiend -Charnière de porte ouvrant vers l'ext. -Türband aussen öffnend -Outside opening door hinge <p>S = Bevestiging RVS, Fixation inox, Bevestigung edelstahl, Connecting Stainless</p>		1	Stuk Pièce Stück Piece	VL14 VL25	<table border="1"> <tr><td>BR</td><td>X</td></tr> <tr><td>AN</td><td>X</td></tr> <tr><td>KL</td><td>X</td></tr> <tr><td>GS</td><td>X</td></tr> <tr><td>Z</td><td></td></tr> <tr><td>W</td><td></td></tr> </table>	BR	X	AN	X	KL	X	GS	X	Z		W	
BR	X																
AN	X																
KL	X																
GS	X																
Z																	
W																	

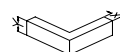
BR = BRUT - BRUT - ROH - BRUT
 AN (X) = ANODISATIE - ANODISE - ELOXIERT - ANODISED
 AN (■) = GELAKT - LAQUE - LACKIERT - LACQUERED -- RAL9006M
 KL = STANDAARDKLEUREN - COULEUR STANDARD - BASIS FARBEN - BASIC COLORS
 GS = GEMOFFELD SPECIAAL - LAQUE SPECIAL - SPECIALFARBE - SPECIAL COLOR
 Z = ZWART - NOIR - SCHWARZ - BLACK
 W = WIT - BLANC - WEISS - WHITE




GEREEDSCHAP - OUTILLAGE
WERKZEUG - TOOL



BEVESTIGING - FIXATION
BEFESTIGUNG - FIXATION



	Verp. per Emb. par Pack pr. Pack pr.	Eenheid Unité Einheit Unit	Toepassing Application Anwendung Application	Kleur Couleur Farbe Color												
	1	Stuk Pièce Stück Pièce	ACVL404	<table border="1"> <tr><td>BR</td><td></td></tr> <tr><td>AN</td><td></td></tr> <tr><td>KL</td><td></td></tr> <tr><td>GS</td><td></td></tr> <tr><td>Z</td><td></td></tr> <tr><td>W</td><td></td></tr> </table>	BR		AN		KL		GS		Z		W	
BR																
AN																
KL																
GS																
Z																
W																
	1	Stuk Pièce Stück Pièce	VL22 VL23 VL24 VL25 ACMX208	<table border="1"> <tr><td>BR</td><td></td></tr> <tr><td>AN</td><td></td></tr> <tr><td>KL</td><td></td></tr> <tr><td>GS</td><td></td></tr> <tr><td>Z</td><td></td></tr> <tr><td>W</td><td></td></tr> </table>	BR		AN		KL		GS		Z		W	
BR																
AN																
KL																
GS																
Z																
W																
	1	Stuk Pièce Stück Pièce	VL22 VL23 VL24 VL25 ACMX208	<table border="1"> <tr><td>BR</td><td></td></tr> <tr><td>AN</td><td></td></tr> <tr><td>KL</td><td></td></tr> <tr><td>GS</td><td></td></tr> <tr><td>Z</td><td></td></tr> <tr><td>W</td><td></td></tr> </table>	BR		AN		KL		GS		Z		W	
BR																
AN																
KL																
GS																
Z																
W																
	1	Stuk Pièce Stück Pièce	VL22 VL23 VL24 VL25 ACMX208	<table border="1"> <tr><td>BR</td><td></td></tr> <tr><td>AN</td><td></td></tr> <tr><td>KL</td><td></td></tr> <tr><td>GS</td><td></td></tr> <tr><td>Z</td><td></td></tr> <tr><td>W</td><td></td></tr> </table>	BR		AN		KL		GS		Z		W	
BR																
AN																
KL																
GS																
Z																
W																
 X=41mm Y=29mm	1 24	Stuk Pièce Stück Pièce	VL14 VL15 VL24 VL25	<table border="1"> <tr><td>BR</td><td></td></tr> <tr><td>AN</td><td></td></tr> <tr><td>KL</td><td></td></tr> <tr><td>GS</td><td></td></tr> <tr><td>Z</td><td></td></tr> <tr><td>W</td><td></td></tr> </table>	BR		AN		KL		GS		Z		W	
BR																
AN																
KL																
GS																
Z																
W																

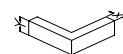
BR = BRUT - BRUT - ROH - BRUT
AN (X) = ANODISATIE - ANODISE - ELOXIERT - ANODISED
AN (■) = GELAKT - LAQUE - LACKIERT - LACQUERED -- RAL9006M
KL = STANDAARDKLEUREN - COULEUR STANDARD - BASIS FARBEN - BASIC COLORS
GS = GEMOFFELD SPECIAAL - LAQUE SPECIAL - SPECIALFARBE - SPECIAL COLOR
Z = ZWART - NOIR - SCHWARZ - BLACK
W = WIT - BLANC - WEISS - WHITE





GEREEDSCHAP - OUTILLAGE
WERKZEUG - TOOL



BEVESTIGING - FIXATION
BEFESTIGUNG - FIXATION



	Verp. per Emb. par Pack pr.	Einheid Unit	Toepassing Application	Kleur Couleur												
 <p>ACVL413 -Schroefhoek -Clame à visser -Eckverbinder Schraubbar -Square coupling joint</p> <p>ACVG66</p>	1 24	Stuk Pièce Stück Piece	VL14 VL15 VL24 VL25	<table border="1"> <tr><td>BR</td><td></td></tr> <tr><td>AN</td><td></td></tr> <tr><td>KL</td><td></td></tr> <tr><td>GS</td><td></td></tr> <tr><td>Z</td><td></td></tr> <tr><td>W</td><td></td></tr> </table>	BR		AN		KL		GS		Z		W	
BR																
AN																
KL																
GS																
Z																
W																
 <p>ACVL414 -Schroefhoek -Clame à visser -Eckverbinder Schraubbar -Square coupling joint</p> <p>ACVL162</p>	1 24	Stuk Pièce Stück Piece	VL14 VL15 VL24 VL25	<table border="1"> <tr><td>BR</td><td></td></tr> <tr><td>AN</td><td></td></tr> <tr><td>KL</td><td></td></tr> <tr><td>GS</td><td></td></tr> <tr><td>Z</td><td></td></tr> <tr><td>W</td><td></td></tr> </table>	BR		AN		KL		GS		Z		W	
BR																
AN																
KL																
GS																
Z																
W																

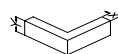
BR = BRUT - BRUT - ROH - BRUT
 AN (X) = ANODISATIE - ANODISE - ELOXIERT - ANODISED
 AN (■) = GELAKT - LAQUE - LACKIERT - LACQUERED -- RAL9006M
 KL = STANDAARDKLEUREN - COULEUR STANDARD - BASIS FARBEN - BASIC COLORS
 GS = GEMOFFELD SPECIAAL - LAQUE SPECIAL - SPECIALFARBE - SPECIAL COLOR
 Z = ZWART - NOIR - SCHWARZ - BLACK
 W = WIT - BLANC - WEISS - WHITE


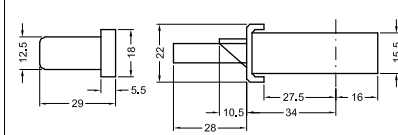



GEREEDSCHAP - OUTILLAGE
WERKZEUG - TOOL





BEVESTIGING - FIXATION
BEFESTIGUNG - FIXATION


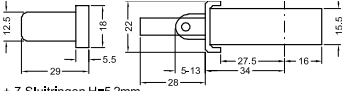



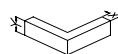
	Verp. per Emb. par Pack pr. Pack pr.	Eenheid Unité Einheit Unit	Toepassing Application Anwendung Application	Kleur Couleur Farbe Color												
 <p>ACVL415 -Driepuntsslot -Serrure à 3 points -Schloss für Dreifachsverriegelung -Lock with 3 points</p>  <p> DIN7982 4.2x22</p>	1	Stuk Pièce Stück Pièce	VL25	<table border="1"> <tr><td>BR</td><td></td></tr> <tr><td>AN</td><td></td></tr> <tr><td>KL</td><td></td></tr> <tr><td>GS</td><td></td></tr> <tr><td>Z</td><td></td></tr> <tr><td>W</td><td></td></tr> </table>	BR		AN		KL		GS		Z		W	
BR																
AN																
KL																
GS																
Z																
W																

BR = BRUT - BRUT - ROH - BRUT
 AN (X) = ANODISATIE - ANODISE - ELOXIERT - ANODISED
 AN (■) = GELAKT - LAQUE - LACKIERT - LACQUERED -- RAL9006M
 KL = STANDAARDKLEUREN - COULEUR STANDARD - BASIS FARBEN - BASIC COLORS
 GS = GEMOFFELD SPECIAAL - LAQUE SPECIAL - SPECIALFARBE - SPECIAL COLOR
 Z = ZWART - NOIR - SCHWARZ - BLACK
 W = WIT - BLANC - WEISS - WHITE

 GEREEDSCHAP - OUTILLAGE
 WERKZEUG - TOOL
 BEVESTIGING - FIXATION
 BEFESTIGUNG - FIXATION



	Verp. per Emb. par Pack pr.	Eenheid Unit	Toepassing Application	Kleur Couleur												
	1	Stuk Pièce Stück Piece	VL25	<table border="1"> <tr><td>BR</td><td></td></tr> <tr><td>AN</td><td></td></tr> <tr><td>KL</td><td></td></tr> <tr><td>GS</td><td></td></tr> <tr><td>Z</td><td></td></tr> <tr><td>W</td><td></td></tr> </table>	BR		AN		KL		GS		Z		W	
BR																
AN																
KL																
GS																
Z																
W																
<p>ACVL416</p> <p>-Driepuntsslot met rol -Serrure à 3 points avec rouleau -Schloss für Dreifachverriegelung mit Rolle -Lock with 3 points and rol</p>  <p>+ 7 Slutringen H=5,2mm + 7 Rondelles H=5,2mm + 7 Unterlegscheiben H=5,2mm + 7 Plain washers H=5,2mm</p> <p> DIN7982 4,2x22</p>																



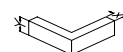
		Verp. per Emb. par Pack pr. Pack pr.	Eenheid Unité Einheit Unit	Toepassing Application Anwendung Application	Kleur Couleur Farbe Color												
	ACVL426 -Stangenslot -Verrou -Kantriegel -Door bolts  DIN7982 4.2x20	1	Stuk Pièce Stück Pièce	VL24 VL25	<table border="1"> <tr><td>BR</td><td></td></tr> <tr><td>AN</td><td></td></tr> <tr><td>KL</td><td></td></tr> <tr><td>GS</td><td></td></tr> <tr><td>Z</td><td></td></tr> <tr><td>W</td><td></td></tr> </table>	BR		AN		KL		GS		Z		W	
BR																	
AN																	
KL																	
GS																	
Z																	
W																	
	ACVL428 -Geleider voor stang -Guide pour tringle -Gleistück für Stange -Guide for bolt	1	Stuk Pièce Stück Pièce	VL24 VL25	<table border="1"> <tr><td>BR</td><td></td></tr> <tr><td>AN</td><td>X</td></tr> <tr><td>KL</td><td></td></tr> <tr><td>GS</td><td></td></tr> <tr><td>Z</td><td></td></tr> <tr><td>W</td><td></td></tr> </table>	BR		AN	X	KL		GS		Z		W	
BR																	
AN	X																
KL																	
GS																	
Z																	
W																	
	ACVL429 -Sluitstuk voor stang -Gache pour tringle -Schliesstück für Stange -Keeper for bolt	1	Stuk Pièce Stück Pièce	VL14 VL15	<table border="1"> <tr><td>BR</td><td></td></tr> <tr><td>AN</td><td>X</td></tr> <tr><td>KL</td><td></td></tr> <tr><td>GS</td><td></td></tr> <tr><td>Z</td><td></td></tr> <tr><td>W</td><td></td></tr> </table>	BR		AN	X	KL		GS		Z		W	
BR																	
AN	X																
KL																	
GS																	
Z																	
W																	
	ACVL432 -Deurgrendel voor driepuntslot -Verrou porte pour serrure à 3 points -Türkantriegel für Treipunktschloss -Extended bolt for lock with 3 points	1	Stuk Pièce Stück Pièce	ACVL415 ACVL416 ACVL707 ACVL708 ACVL715 ACVL716 ACIN415 ACIN416	<table border="1"> <tr><td>BR</td><td></td></tr> <tr><td>AN</td><td></td></tr> <tr><td>KL</td><td></td></tr> <tr><td>GS</td><td></td></tr> <tr><td>Z</td><td></td></tr> <tr><td>W</td><td></td></tr> </table>	BR		AN		KL		GS		Z		W	
BR																	
AN																	
KL																	
GS																	
Z																	
W																	
	ACVL434 -Sluitstuk voor ACVL432 -Gache pour ACVL432 -Schliessplatte für ACVL432 -Keeper for ACVL432	1	Stuk Pièce Stück Pièce	ACVL432	<table border="1"> <tr><td>BR</td><td></td></tr> <tr><td>AN</td><td></td></tr> <tr><td>KL</td><td></td></tr> <tr><td>GS</td><td></td></tr> <tr><td>Z</td><td></td></tr> <tr><td>W</td><td></td></tr> </table>	BR		AN		KL		GS		Z		W	
BR																	
AN																	
KL																	
GS																	
Z																	
W																	

BR = BRUT - BRUT - ROH - BRUT
AN (X) = ANODISATIE - ANODISE - ELOXIERT - ANODISED
AN (■) = GELAKT - LAQUE - LACKIERT - LACQUERED -- RAL9006M
KL = STANDAARDKLEUREN - COULEUR STANDARD - BASIS FARBEN - BASIC COLORS
GS = GEMOFFELD SPECIAAL - LAQUE SPECIAL - SPECIALFARBE - SPECIAL COLOR
Z = ZWART - NOIR - SCHWARZ - BLACK
W = WIT - BLANC - WEISS - WHITE



GEREEDSCHAP - OUTILLAGE
WERKZEUG - TOOL

BEVESTIGING - FIXATION
BEFESTIGUNG - FIXATION



	Verp. per Emb. par Pack pr. Pack pr.	Einheid Unit Einheit Unit	Toepassing Application Anwendung Application	Kleur Couleur Farbe Color												
 <p>ACVL440 -Afdichtingsstuk onderaan deur -Pièce d'étanchéité inf. porte -Dichtungsstück tür unter -Sealing piece door</p>	1	Set	VL15 VL24	<table border="1"> <tr><td>BR</td><td></td></tr> <tr><td>AN</td><td></td></tr> <tr><td>KL</td><td></td></tr> <tr><td>GS</td><td></td></tr> <tr><td>Z</td><td></td></tr> <tr><td>W</td><td></td></tr> </table>	BR		AN		KL		GS		Z		W	
BR																
AN																
KL																
GS																
Z																
W																
 <p>ACVL441 -Afdichtingsstuk onderaan deur -Pièce d'étanchéité inf. porte -Dichtungsstück tür unter -Sealing piece door</p>	1	Set	VL14 VL25	<table border="1"> <tr><td>BR</td><td></td></tr> <tr><td>AN</td><td></td></tr> <tr><td>KL</td><td></td></tr> <tr><td>GS</td><td></td></tr> <tr><td>Z</td><td></td></tr> <tr><td>W</td><td></td></tr> </table>	BR		AN		KL		GS		Z		W	
BR																
AN																
KL																
GS																
Z																
W																
 <p>ACVL442 -Sluistuk dubbele deur -Pièce d'étanchéité porte double -Türabschluss für doppelt Flügel -Closer section for double door</p>	1	Set	VL24 VL25	<table border="1"> <tr><td>BR</td><td></td></tr> <tr><td>AN</td><td></td></tr> <tr><td>KL</td><td></td></tr> <tr><td>GS</td><td></td></tr> <tr><td>Z</td><td></td></tr> <tr><td>W</td><td></td></tr> </table>	BR		AN		KL		GS		Z		W	
BR																
AN																
KL																
GS																
Z																
W																
 <p>ACVL443 -Sluistukjes onderaan deur -Pièce d'étanchéité inf. porte -Türabschluss unter -Closer section door</p>	1	Set	VL10 VL22 VL95	<table border="1"> <tr><td>BR</td><td></td></tr> <tr><td>AN</td><td></td></tr> <tr><td>KL</td><td></td></tr> <tr><td>GS</td><td></td></tr> <tr><td>Z</td><td>X</td></tr> <tr><td>W</td><td></td></tr> </table>	BR		AN		KL		GS		Z	X	W	
BR																
AN																
KL																
GS																
Z	X															
W																
 <p>ACVL450 -Stolpeindstuk dubbele deur -Embout double porte -Stulpendstück doppelt tür -End piece for double door</p>	1	Set	VL24 VL25	<table border="1"> <tr><td>BR</td><td></td></tr> <tr><td>AN</td><td></td></tr> <tr><td>KL</td><td></td></tr> <tr><td>GS</td><td></td></tr> <tr><td>Z</td><td>X</td></tr> <tr><td>W</td><td>X</td></tr> </table>	BR		AN		KL		GS		Z	X	W	X
BR																
AN																
KL																
GS																
Z	X															
W	X															

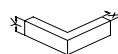
BR = BRUT - BRUT - ROH - BRUT
 AN (X) = ANODISATIE - ANODISE - ELOXIERT - ANODISED
 AN (■) = GELAKT - LAQUE - LACKIERT - LACQUERED -- RAL9006M
 KL = STANDAARDKLEUREN - COULEUR STANDARD - BASIS FARBEN - BASIC COLORS
 GS = GEMOFFELD SPECIAAL - LAQUE SPECIAL - SPECIALFARBE - SPECIAL COLOR
 Z = ZWART - NOIR - SCHWARZ - BLACK
 W = WIT - BLANC - WEISS - WHITE

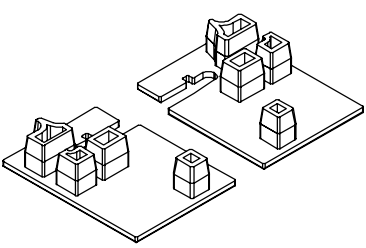






GEREEDSCHAP - OUTILLAGE
WERKZEUG - TOOL



BEVESTIGING - FIXATION
BEFESTIGUNG - FIXATION



		Verp. per Emb. par Pack pr. Pack pr.	Eenheid Unité Einheit Unit	Toepassing Application Anwendung Application	Kleur Couleur Farbe Color												
	ACVL457 -Eindstuk voor VL457 en VL479 -> VL484 -Pièce latérale pour VL457 et VL479 -> VL484 -Abdichtung für VL457 und VL479 -> VL484 -Sealing for VL457 and VL479 -> VL484	1	Set	VL479 VL480 VL481 VL482 VL483 VL484	<table border="1"> <tr><td>BR</td><td></td></tr> <tr><td>AN</td><td></td></tr> <tr><td>KL</td><td></td></tr> <tr><td>GS</td><td></td></tr> <tr><td>Z</td><td></td></tr> <tr><td>W</td><td></td></tr> </table>	BR		AN		KL		GS		Z		W	
BR																	
AN																	
KL																	
GS																	
Z																	
W																	
	ACVL477 -Bevestigingsclips voor VL457 en VL479 -> VL484 -Fixation pour VL457 et VL479 -> VL484 -Zubehorteile für VL457 und VL479 -> VL484 -Access. for VL457 and VL479 -> VL484	1	Stuk Pièce Stück Piece	VL457 VL479 VL480 VL481 VL482 VL483 VL484	<table border="1"> <tr><td>BR</td><td></td></tr> <tr><td>AN</td><td></td></tr> <tr><td>KL</td><td></td></tr> <tr><td>GS</td><td></td></tr> <tr><td>Z</td><td></td></tr> <tr><td>W</td><td></td></tr> </table>	BR		AN		KL		GS		Z		W	
BR																	
AN																	
KL																	
GS																	
Z																	
W																	
	ACVL479 L/R -Eindstukken -Pièces latérales -Abdichtung -Sealing sill member	1	Stuk Pièce Stück Piece	VL479 VL457 VL458	<table border="1"> <tr><td>BR</td><td>X</td></tr> <tr><td>AN</td><td>X</td></tr> <tr><td>KL</td><td>X</td></tr> <tr><td>GS</td><td>X</td></tr> <tr><td>Z</td><td></td></tr> <tr><td>W</td><td></td></tr> </table>	BR	X	AN	X	KL	X	GS	X	Z		W	
BR	X																
AN	X																
KL	X																
GS	X																
Z																	
W																	
	ACVL480 L/R -Eindstukken -Pièces latérales -Abdichtung -Sealing sill member	1	Stuk Pièce Stück Piece	VL480 VL457 VL458	<table border="1"> <tr><td>BR</td><td>X</td></tr> <tr><td>AN</td><td>X</td></tr> <tr><td>KL</td><td>X</td></tr> <tr><td>GS</td><td>X</td></tr> <tr><td>Z</td><td></td></tr> <tr><td>W</td><td></td></tr> </table>	BR	X	AN	X	KL	X	GS	X	Z		W	
BR	X																
AN	X																
KL	X																
GS	X																
Z																	
W																	
	ACVL481 L/R -Eindstukken -Pièces latérales -Abdichtung -Sealing sill member	1	Stuk Pièce Stück Piece	VL481 VL457 VL458	<table border="1"> <tr><td>BR</td><td>X</td></tr> <tr><td>AN</td><td>X</td></tr> <tr><td>KL</td><td>X</td></tr> <tr><td>GS</td><td>X</td></tr> <tr><td>Z</td><td></td></tr> <tr><td>W</td><td></td></tr> </table>	BR	X	AN	X	KL	X	GS	X	Z		W	
BR	X																
AN	X																
KL	X																
GS	X																
Z																	
W																	

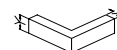
BR = BRUT - BRUT - ROH - BRUT
AN (X) = ANODISATIE - ANODISE - ELOXIERT - ANODISED
AN (■) = GELAKT - LAQUE - LACKIERT - LACQUERED -- RAL9006M
KL = STANDAARDKLEUREN - COULEUR STANDARD - BASIS FARBEN - BASIC COLORS
GS = GEMOFFELD SPECIAAL - LAQUE SPECIAL - SPECIALFARBE - SPECIAL COLOR
Z = ZWART - NOIR - SCHWARZ - BLACK
W = WIT - BLANC - WEISS - WHITE




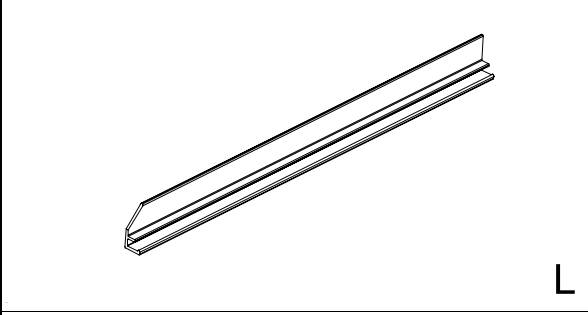
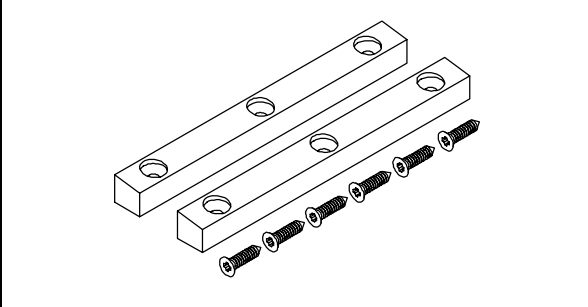


GEREEDSCHAP - OUTILLAGE
WERKZEUG - TOOL



BEVESTIGING - FIXATION
BEFESTIGUNG - FIXATION



	Verp. per Emb. par Pack pr.	Einheid Unité Einheit Unit	Toepassing Application Anwendung Application	Kleur Couleur Farbe Color												
 <p>ACVL482 L/R -Eindstukken -Pièces latérales -Abdichtung -Sealing sill member</p>	1	Stuk Pièce Stück Pièce	VL482 VL457 VL458	<table border="1"> <tr><td>BR</td><td>X</td></tr> <tr><td>AN</td><td>X</td></tr> <tr><td>KL</td><td>X</td></tr> <tr><td>GS</td><td>X</td></tr> <tr><td>Z</td><td></td></tr> <tr><td>W</td><td></td></tr> </table>	BR	X	AN	X	KL	X	GS	X	Z		W	
BR	X															
AN	X															
KL	X															
GS	X															
Z																
W																
 <p>ACVL483 L/R -Eindstukken -Pièces latérales -Abdichtung -Sealing sill member</p>	1	Stuk Pièce Stück Pièce	VL483 VL457 VL458	<table border="1"> <tr><td>BR</td><td>X</td></tr> <tr><td>AN</td><td>X</td></tr> <tr><td>KL</td><td>X</td></tr> <tr><td>GS</td><td>X</td></tr> <tr><td>Z</td><td></td></tr> <tr><td>W</td><td></td></tr> </table>	BR	X	AN	X	KL	X	GS	X	Z		W	
BR	X															
AN	X															
KL	X															
GS	X															
Z																
W																
 <p>ACVL484 L/R -Eindstukken -Pièces latérales -Abdichtung -Sealing sill member</p>	1	Stuk Pièce Stück Pièce	VL484 VL457 VL458	<table border="1"> <tr><td>BR</td><td>X</td></tr> <tr><td>AN</td><td>X</td></tr> <tr><td>KL</td><td>X</td></tr> <tr><td>GS</td><td>X</td></tr> <tr><td>Z</td><td></td></tr> <tr><td>W</td><td></td></tr> </table>	BR	X	AN	X	KL	X	GS	X	Z		W	
BR	X															
AN	X															
KL	X															
GS	X															
Z																
W																
 <p>ACVL486 L/R -Eindstukken -Pièces latérales -Abdichtung -Sealing sill member</p>	1	Stuk Pièce Stück Pièce	VL486 VL457 VL458	<table border="1"> <tr><td>BR</td><td>X</td></tr> <tr><td>AN</td><td>X</td></tr> <tr><td>KL</td><td>X</td></tr> <tr><td>GS</td><td>X</td></tr> <tr><td>Z</td><td></td></tr> <tr><td>W</td><td></td></tr> </table>	BR	X	AN	X	KL	X	GS	X	Z		W	
BR	X															
AN	X															
KL	X															
GS	X															
Z																
W																
 <p>ACVL512 -Anti-uithefstuk -Pièce anti degondage -Aushebe sperre -Lift-out security</p>	1	Stuk Pièce Stück Pièce	VL14 VL25	<table border="1"> <tr><td>BR</td><td></td></tr> <tr><td>AN</td><td></td></tr> <tr><td>KL</td><td></td></tr> <tr><td>GS</td><td></td></tr> <tr><td>Z</td><td></td></tr> <tr><td>W</td><td></td></tr> </table>	BR		AN		KL		GS		Z		W	
BR																
AN																
KL																
GS																
Z																
W																

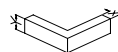
BR = BRUT - BRUT - ROH - BRUT
 AN (X) = ANODISATIE - ANODISE - ELOXIERT - ANODISED
 AN (■) = GELAKT - LAQUE - LACKIERT - LACQUERED -- RAL9006M
 KL = STANDAARDKLEUREN - COULEUR STANDARD - BASIS FARBEN - BASIC COLORS
 GS = GEMOFFELD SPECIAAL - LAQUE SPECIAL - SPECIALFARBE - SPECIAL COLOR
 Z = ZWART - NOIR - SCHWARZ - BLACK
 W = WIT - BLANC - WEISS - WHITE


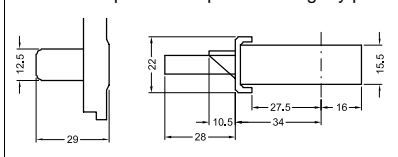



GEREEDSCHAP - OUTILLAGE
WERKZEUG - TOOL



BEVESTIGING - FIXATION
BEFESTIGUNG - FIXATION



	Verp. per Emb. par Pack pr. Pack pr.	Eenheid Unité Einheit Unit	Toepassing Application Anwendung Application	Kleur Couleur Farbe Color												
 <p>ACVL515 -inbraakvertragend 3 puntslot+ slotplaat -Serrure 3 points + gauche pour anti effraction -3 Punkt Schloss+ platte für einbruchhemmend -Lock with 3 points+lockplate for burglary proof</p>  <p> DIN7982 4.2x22</p>	1	Stuk Pièce Stück Pièce	VL24 VL25	<table border="1"> <tr><td>BR</td><td></td></tr> <tr><td>AN</td><td></td></tr> <tr><td>KL</td><td></td></tr> <tr><td>GS</td><td></td></tr> <tr><td>Z</td><td></td></tr> <tr><td>W</td><td></td></tr> </table>	BR		AN		KL		GS		Z		W	
BR																
AN																
KL																
GS																
Z																
W																

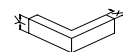
BR = BRUT - BRUT - ROH - BRUT
 AN (X) = ANODISATIE - ANODISE - ELOXIERT - ANODISED
 AN (■) = GELAKT - LAQUE - LACKIERT - LACQUERED -- RAL9006M
 KL = STANDAARDKLEUREN - COULEUR STANDARD - BASIS FARBEN - BASIC COLORS
 GS = GEMOFFELD SPECIAAL - LAQUE SPECIAL - SPECIALFARBE - SPECIAL COLOR
 Z = ZWART - NOIR - SCHWARZ - BLACK
 W = WIT - BLANC - WEISS - WHITE

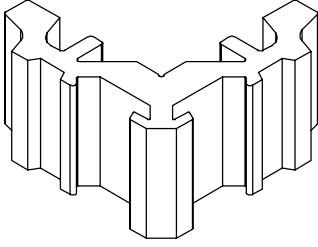

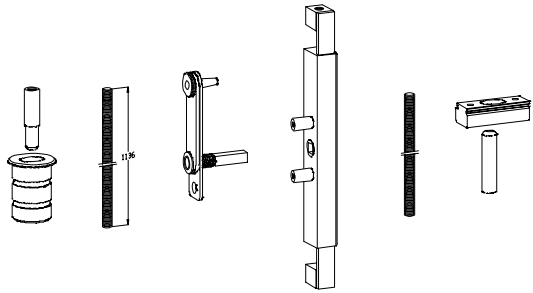
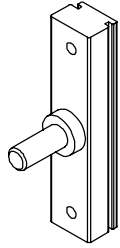
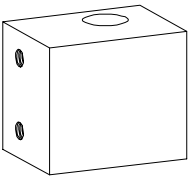


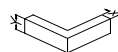
GEREEDSCHAP - OUTILLAGE
WERKZEUG - TOOL



BEVESTIGING - FIXATION
BEFESTIGUNG - FIXATION



	Verp. per Emb. par Pack pr. Pack pr.	Einheid Unit	Toepassing Application	Kleur Couleur												
 <p>ACVL521</p> <ul style="list-style-type: none"> -Pershoek -Clame à presser -Eckverbinder Stanzbar -Clamping corner <p>X=20mm Y=36mm</p>	1	Stuk Pièce Stück Piece	VL520	<table border="1"> <tr><td>BR</td><td></td></tr> <tr><td>AN</td><td></td></tr> <tr><td>KL</td><td></td></tr> <tr><td>GS</td><td></td></tr> <tr><td>Z</td><td></td></tr> <tr><td>W</td><td></td></tr> </table>	BR		AN		KL		GS		Z		W	
BR																
AN																
KL																
GS																
Z																
W																
 <p>ACVL522</p> <ul style="list-style-type: none"> -Set krukken voor inbraakvertragend slot -Set poignées pour anti effraction -Set Griffe für einbruchhemmend -Set handles for burglary proof 	1	Stuk Pièce Stück Piece	VL24 VL25	<table border="1"> <tr><td>BR</td><td></td></tr> <tr><td>AN</td><td></td></tr> <tr><td>KL</td><td>X</td></tr> <tr><td>GS</td><td></td></tr> <tr><td>Z</td><td></td></tr> <tr><td>W</td><td></td></tr> </table>	BR		AN		KL	X	GS		Z		W	
BR																
AN																
KL	X															
GS																
Z																
W																
 <p>ACVL526</p> <ul style="list-style-type: none"> -Set stolpdeursluiting -Set pour fermeture porte à deux vantaux -Set Stülpürverschluss -Set for locking rabate door 	1	Stuk Pièce Stück Piece	VL24 VL25	<table border="1"> <tr><td>BR</td><td></td></tr> <tr><td>AN</td><td></td></tr> <tr><td>KL</td><td></td></tr> <tr><td>GS</td><td></td></tr> <tr><td>Z</td><td></td></tr> <tr><td>W</td><td></td></tr> </table>	BR		AN		KL		GS		Z		W	
BR																
AN																
KL																
GS																
Z																
W																
 <p>ACVL527</p> <ul style="list-style-type: none"> -Dievenklauw -Crochet de sécurité -Stift einbruchhemmend -Pen for burglary proof 	1	Stuk Pièce Stück Piece		<table border="1"> <tr><td>BR</td><td></td></tr> <tr><td>AN</td><td></td></tr> <tr><td>KL</td><td></td></tr> <tr><td>GS</td><td></td></tr> <tr><td>Z</td><td></td></tr> <tr><td>W</td><td></td></tr> </table>	BR		AN		KL		GS		Z		W	
BR																
AN																
KL																
GS																
Z																
W																
 <p>ACVL528</p> <ul style="list-style-type: none"> -Geleidingsblokje voor stangenslot -Bloc de conduction pour serrure a tringle -Leiten block für treibriegel -Conduction bloc for door bolt 	1	Stuk Pièce Stück Piece	ACVL526	<table border="1"> <tr><td>BR</td><td></td></tr> <tr><td>AN</td><td></td></tr> <tr><td>KL</td><td></td></tr> <tr><td>GS</td><td></td></tr> <tr><td>Z</td><td></td></tr> <tr><td>W</td><td></td></tr> </table>	BR		AN		KL		GS		Z		W	
BR																
AN																
KL																
GS																
Z																
W																



		Verp. per Emb. par Pack pr. Pack pr.	Eenheid Unité Einheit Unit	Toepassing Application Anwendung Application	Kleur Couleur Farbe Color												
	ACVL581 L/R -Raamkruk -Cremone -Handgriff -Handle	1	Stuk Pièce Stück Piece	VL26	<table border="1"> <tr><td>BR</td><td></td></tr> <tr><td>AN</td><td>X</td></tr> <tr><td>KL</td><td>X</td></tr> <tr><td>GS</td><td>X</td></tr> <tr><td>Z</td><td></td></tr> <tr><td>W</td><td></td></tr> </table>	BR		AN	X	KL	X	GS	X	Z		W	
BR																	
AN	X																
KL	X																
GS	X																
Z																	
W																	
	ACVL583 -Set sluitwerk -Set verrouillage -Satz Schliesstücken -Locking parts	1	Stuk Pièce Stück Piece	VL12 VL26	<table border="1"> <tr><td>BR</td><td></td></tr> <tr><td>AN</td><td></td></tr> <tr><td>KL</td><td></td></tr> <tr><td>GS</td><td></td></tr> <tr><td>Z</td><td></td></tr> <tr><td>W</td><td></td></tr> </table>	BR		AN		KL		GS		Z		W	
BR																	
AN																	
KL																	
GS																	
Z																	
W																	
	ACVL584 -Bijkomende sluitpunten "B" -Fermeture supplémentaire "L" -Mittelverschluss "B" -Supplementary closure "W"	1	Stuk Pièce Stück Piece	VL12 VL26	<table border="1"> <tr><td>BR</td><td></td></tr> <tr><td>AN</td><td></td></tr> <tr><td>KL</td><td></td></tr> <tr><td>GS</td><td></td></tr> <tr><td>Z</td><td></td></tr> <tr><td>W</td><td></td></tr> </table>	BR		AN		KL		GS		Z		W	
BR																	
AN																	
KL																	
GS																	
Z																	
W																	
	ACVL585 -Raamuitzetter -Entrebailleur -Fensteraussteller -Stayrestrictor	1	Stuk Pièce Stück Piece	VL12 VL13 VL26	<table border="1"> <tr><td>BR</td><td></td></tr> <tr><td>AN</td><td>X</td></tr> <tr><td>KL</td><td>X</td></tr> <tr><td>GS</td><td>X</td></tr> <tr><td>Z</td><td></td></tr> <tr><td>W</td><td></td></tr> </table>	BR		AN	X	KL	X	GS	X	Z		W	
BR																	
AN	X																
KL	X																
GS	X																
Z																	
W																	
	ACVL635 -Eindstuk -Embout -Endstück -End piece	1	Stuk Pièce Stück Piece	VL35	<table border="1"> <tr><td>BR</td><td></td></tr> <tr><td>AN</td><td></td></tr> <tr><td>KL</td><td></td></tr> <tr><td>GS</td><td></td></tr> <tr><td>Z</td><td></td></tr> <tr><td>W</td><td></td></tr> </table>	BR		AN		KL		GS		Z		W	
BR																	
AN																	
KL																	
GS																	
Z																	
W																	

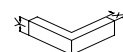
BR = BRUT - BRUT - ROH - BRUT
AN (X) = ANODISATIE - ANODISE - ELOXIERT - ANODISED
AN (■) = GELAKT - LAQUE - LACKIERT - LACQUERED -- RAL9006M
KL = STANDAARDKLEUREN - COULEUR STANDARD - BASIS FARBEN - BASIC COLORS
GS = GEMOFFELD SPECIAAL - LAQUE SPECIAL - SPECIALFARBE - SPECIAL COLOR
Z = ZWART - NOIR - SCHWARZ - BLACK
W = WIT - BLANC - WEISS - WHITE



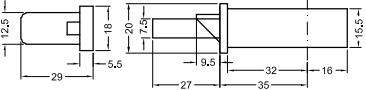


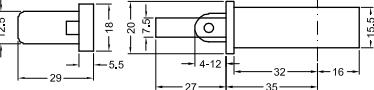



GEREEDSCHAP - OUTILLAGE
WERKZEUG - TOOL



BEVESTIGING - FIXATION
BEFESTIGUNG - FIXATION



	Verp. per Emb. par Pack pr.	Einheid Unit	Toepassing Application	Kleur Couleur												
 <p>ACVL636</p> <ul style="list-style-type: none"> -Eindstuk -Embout -Endstück -End piece 	1	Stuk Pièce Stück Piece	VL36	<table border="1"> <tr><td>BR</td><td></td></tr> <tr><td>AN</td><td></td></tr> <tr><td>KL</td><td></td></tr> <tr><td>GS</td><td></td></tr> <tr><td>Z</td><td></td></tr> <tr><td>W</td><td></td></tr> </table>	BR		AN		KL		GS		Z		W	
BR																
AN																
KL																
GS																
Z																
W																
 <p>ACVL705</p> <ul style="list-style-type: none"> -Veiligheidsslot met pen -Serrure de sécurité à pêne -Sicherheitsschloss mit Falle -Security lock with pen  <p> DIN7982 4.2x20</p>	1	Stuk Pièce Stück Piece	VL11 VL21 VL22	<table border="1"> <tr><td>BR</td><td></td></tr> <tr><td>AN</td><td></td></tr> <tr><td>KL</td><td></td></tr> <tr><td>GS</td><td></td></tr> <tr><td>Z</td><td></td></tr> <tr><td>W</td><td></td></tr> </table>	BR		AN		KL		GS		Z		W	
BR																
AN																
KL																
GS																
Z																
W																
 <p>ACVL706</p> <ul style="list-style-type: none"> -Veiligheidsslot met rol -Serrure de sécurité avec rouleau -Sicherheitsschloss mit Rolle -Security lock with rol  <p> DIN7982 4.2x20</p>	1	Stuk Pièce Stück Piece	VL11 VL21 VL22	<table border="1"> <tr><td>BR</td><td></td></tr> <tr><td>AN</td><td></td></tr> <tr><td>KL</td><td></td></tr> <tr><td>GS</td><td></td></tr> <tr><td>Z</td><td></td></tr> <tr><td>W</td><td></td></tr> </table>	BR		AN		KL		GS		Z		W	
BR																
AN																
KL																
GS																
Z																
W																

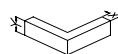
BR = BRUT - BRUT - ROH - BRUT
 AN (X) = ANODISATIE - ANODISE - ELOXIERT - ANODISED
 AN (■) = GELAKT - LAQUE - LACKIERT - LACQUERED -- RAL9006M
 KL = STANDAARDKLEUREN - COULEUR STANDARD - BASIS FARBEN - BASIC COLORS
 GS = GEMOFFELD SPECIAAL - LAQUE SPECIAL - SPECIALFARBE - SPECIAL COLOR
 Z = ZWART - NOIR - SCHWARZ - BLACK
 W = WIT - BLANC - WEISS - WHITE


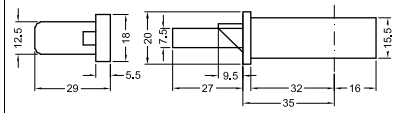



GEREEDSCHAP - OUTILLAGE
WERKZEUG - TOOL





BEVESTIGING - FIXATION
BEFESTIGUNG - FIXATION


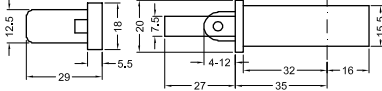



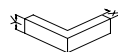
	Verp. per Emb. par Pack pr. Pack pr.	Eenheid Unité Einheit Unit	Toepassing Application Anwendung Application	Kleur Couleur Farbe Color												
 <p>ACVL707 -Driepuntsslot -Serrure à 3 points -Schloss für Dreifachsverriegelung -Lock with 3 points</p>  <p> DIN7982 4.2x20</p>	1	Stuk Pièce Stück Pièce	VL11 VL21 VL22	<table border="1"> <tr> <td>BR</td> <td></td> </tr> <tr> <td>AN</td> <td></td> </tr> <tr> <td>KL</td> <td></td> </tr> <tr> <td>GS</td> <td></td> </tr> <tr> <td>Z</td> <td></td> </tr> <tr> <td>W</td> <td></td> </tr> </table>	BR		AN		KL		GS		Z		W	
BR																
AN																
KL																
GS																
Z																
W																

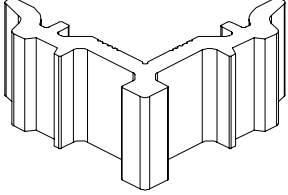
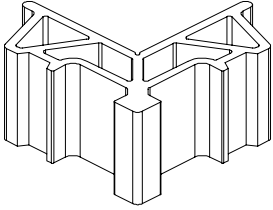
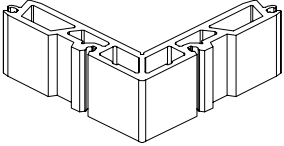
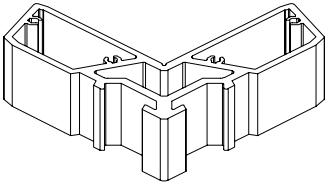
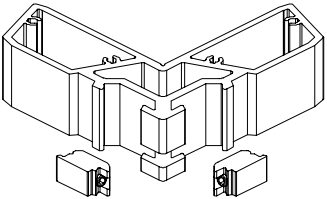

BR = BRUT - BRUT - ROH - BRUT
 AN (X) = ANODISATIE - ANODISE - ELOXIERT - ANODISED
 AN (■) = GELAKT - LAQUE - LACKIERT - LACQUERED -- RAL9006M
 KL = STANDAARDKLEUREN - COULEUR STANDARD - BASIS FARBEN - BASIC COLORS
 GS = GEMOFFELD SPECIAAL - LAQUE SPECIAL - SPECIALFARBE - SPECIAL COLOR
 Z = ZWART - NOIR - SCHWARZ - BLACK
 W = WIT - BLANC - WEISS - WHITE

 GEREEDSCHAP - OUTILLAGE
 WERKZEUG - TOOL
 BEVESTIGING - FIXATION
 BEFESTIGUNG - FIXATION





	Verp. per Emb. par Pack pr.	Einheid Unité Einheit Unit	Toepassing Application Anwendung Application	Kleur Couleur Farbe Color												
 <p>ACVL708</p> <p>-Driepuntsslot met rol -Serrure à 3 points avec rouleau -Schloss für Dreifachverriegelung mit Rolle -Lock with 3 points and rol</p>  <p> DIN7982 4.2x20</p>	1	Stuk Pièce Stück Piece	VL11 VL21 VL22	<table border="1"> <tr><td>BR</td><td></td></tr> <tr><td>AN</td><td></td></tr> <tr><td>KL</td><td></td></tr> <tr><td>GS</td><td></td></tr> <tr><td>Z</td><td></td></tr> <tr><td>W</td><td></td></tr> </table>	BR		AN		KL		GS		Z		W	
BR																
AN																
KL																
GS																
Z																
W																


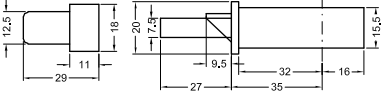



		Verp. per Emb. par Pack pr. Pack pr.	Eenheid Unité Einheit Unit	Toepassing Application Anwendung Application	Kleur Couleur Farbe Color											
 <p>ACVL710</p> <p>-Pershoek voor PVC beslag -Clame a presser pour quincaillerie PVC -Eckverbinder stanbaar für PVC beschlag -Clamping corner for PVC hardware</p> <p>X=15mm Y=31mm</p>	1	Stuk Pièce Stück Pièce	VL720	<table border="1"> <tr><td>BR</td><td></td></tr> <tr><td>AN</td><td></td></tr> <tr><td>KL</td><td></td></tr> <tr><td>GS</td><td></td></tr> <tr><td>Z</td><td></td></tr> <tr><td>W</td><td></td></tr> </table>	BR		AN		KL		GS		Z		W	
BR																
AN																
KL																
GS																
Z																
W																
 <p>ACVL711</p> <p>-Pershoek voor PVC beslag -Clame a presser pour quincaillerie PVC -Eckverbinder stanbaar für PVC beschlag -Clamping corner for PVC hardware</p> <p>X=25mm Y=31mm</p>	1	Stuk Pièce Stück Pièce	VL721	<table border="1"> <tr><td>BR</td><td></td></tr> <tr><td>AN</td><td></td></tr> <tr><td>KL</td><td></td></tr> <tr><td>GS</td><td></td></tr> <tr><td>Z</td><td></td></tr> <tr><td>W</td><td></td></tr> </table>	BR		AN		KL		GS		Z		W	
BR																
AN																
KL																
GS																
Z																
W																
 <p>ACVL712</p> <p>-Pershoek voor PVC beslag -Clame a presser pour quincaillerie PVC -Eckverbinder stanbaar für PVC beschlag -Clamping corner for PVC hardware</p> <p>X=15mm Y=27mm</p>	1	Stuk Pièce Stück Pièce	VL10	<table border="1"> <tr><td>BR</td><td></td></tr> <tr><td>AN</td><td></td></tr> <tr><td>KL</td><td></td></tr> <tr><td>GS</td><td></td></tr> <tr><td>Z</td><td></td></tr> <tr><td>W</td><td></td></tr> </table>	BR		AN		KL		GS		Z		W	
BR																
AN																
KL																
GS																
Z																
W																
 <p>ACVL713</p> <p>-Pershoek voor PVC beslag -Clame a presser pour quincaillerie PVC -Eckverbinder stanbaar für PVC beschlag -Clamping corner for PVC hardware</p> <p>X=30mm Y=27mm</p>	1	Stuk Pièce Stück Pièce	VL18	<table border="1"> <tr><td>BR</td><td></td></tr> <tr><td>AN</td><td></td></tr> <tr><td>KL</td><td></td></tr> <tr><td>GS</td><td></td></tr> <tr><td>Z</td><td></td></tr> <tr><td>W</td><td></td></tr> </table>	BR		AN		KL		GS		Z		W	
BR																
AN																
KL																
GS																
Z																
W																
 <p>ACVL714</p> <p>-Schroefhoek voor PVC beslag -Clame a visser pour quincaillerie PVC -Eckverbinder schraubbar für PVC beschlag -Square coupling joint for PVC hardware</p> <p>X=30mm Y=27mm</p> <p> ACVG66</p>	1	Stuk Pièce Stück Pièce	VL18	<table border="1"> <tr><td>BR</td><td></td></tr> <tr><td>AN</td><td></td></tr> <tr><td>KL</td><td></td></tr> <tr><td>GS</td><td></td></tr> <tr><td>Z</td><td></td></tr> <tr><td>W</td><td></td></tr> </table>	BR		AN		KL		GS		Z		W	
BR																
AN																
KL																
GS																
Z																
W																

BR = BRUT - BRUT - ROH - BRUT
 AN (X) = ANODISATIE - ANODISE - ELOXIERT - ANODISED
 AN (■) = GELAKT - LAQUE - LACKIERT - LACQUERED -- RAL9006M
 KL = STANDAARDKLEUREN - COULEUR STANDARD - BASIS FARBEN - BASIC COLORS
 GS = GEMOFFELD SPECIAAL - LAQUE SPECIAL - SPECIALFARBE - SPECIAL COLOR
 Z = ZWART - NOIR - SCHWARZ - BLACK
 W = WIT - BLANC - WEISS - WHITE

 GEREEDSCHAP - OUTILLAGE
 WERKZEUG - TOOL
 BEVESTIGING - FIXATION
 BEFESTIGUNG - FIXATION

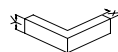



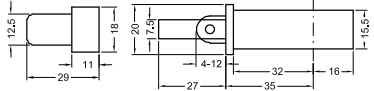

	Verp. per Emb. par Pack pr. Unit	Einheit Unit	Toepassing Application	Kleur Colour												
	<p>ACVL715</p> <ul style="list-style-type: none"> -Driepuntsslot -Serrure à 3 points -Schloss für Dreifachverriegelung -Lock with 3 points  <p> DIN7982 4.2x22</p>	1	<p>VL15 VL24</p>	<table border="1"> <tr><td>BR</td><td></td></tr> <tr><td>AN</td><td></td></tr> <tr><td>KL</td><td></td></tr> <tr><td>GS</td><td></td></tr> <tr><td>Z</td><td></td></tr> <tr><td>W</td><td></td></tr> </table>	BR		AN		KL		GS		Z		W	
BR																
AN																
KL																
GS																
Z																
W																

BR = BRUT - BRUT - ROH - BRUT
 AN (X) = ANODISATIE - ANODISE - ELOXIERT - ANODISED
 AN (■) = GELAKT - LAQUE - LACKIERT - LACQUERED -- RAL9006M
 KL = STANDAARDKLEUREN - COULEUR STANDARD - BASIS FARBEN - BASIC COLORS
 GS = GEMOFFELD SPECIAAL - LAQUE SPECIAL - SPECIALFARBE - SPECIAL COLOR
 Z = ZWART - NOIR - SCHWARZ - BLACK
 W = WIT - BLANC - WEISS - WHITE





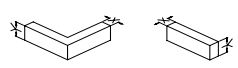
GEREEDSCHAP - OUTILLAGE
 WERKZEUG - TOOL
 BEVESTIGING - FIXATION
 BEFESTIGUNG - FIXATION


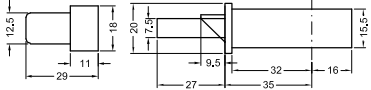


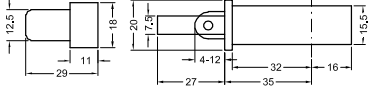

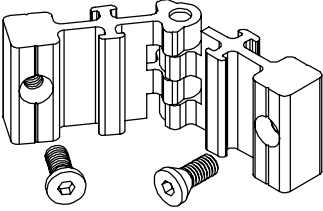





	Verp. per Emb. par Pack pr. Pack pr.	Eenheid Unité Einheit Unit	Toepassing Application Anwendung Application	Kleur Couleur Farbe Color												
 <p>ACVL716 -Driepuntslot met rol -Serrure à 3 points avec rouleau -Schloss für Dreifachverriegelung mit Rolle -Lock with 3 points and rol</p>  <p> DIN7982 4.2x22</p>	1	Stuk Pièce Stück Piece	VL15 VL24	<table border="1"> <tr> <td>BR</td> <td></td> </tr> <tr> <td>AN</td> <td></td> </tr> <tr> <td>KL</td> <td></td> </tr> <tr> <td>GS</td> <td></td> </tr> <tr> <td>Z</td> <td></td> </tr> <tr> <td>W</td> <td></td> </tr> </table>	BR		AN		KL		GS		Z		W	
BR																
AN																
KL																
GS																
Z																
W																

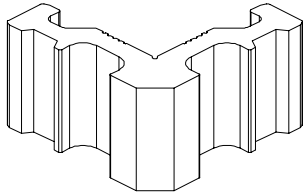

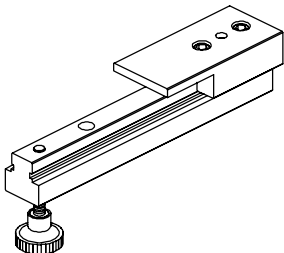
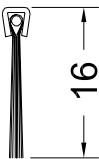

BR = BRUT - BRUT - ROH - BRUT
 AN (X) = ANODISATIE - ANODISE - ELOXIERT - ANODISED
 AN (■) = GELAKT - LAQUE - LACKIERT - LACQUERED -- RAL9006M
 KL = STANDAARDKLEUREN - COULEUR STANDARD - BASIS FARBEN - BASIC COLORS
 GS = GEMOFFELD SPECIAAL - LAQUE SPECIAL - SPECIALFARBE - SPECIAL COLOR
 Z = ZWART - NOIR - SCHWARZ - BLACK
 W = WIT - BLANC - WEISS - WHITE

 GEREEDSCHAP - OUTILLAGE
 WERKZEUG - TOOL
 BEVESTIGING - FIXATION
 BEFESTIGUNG - FIXATION



		Verp. per Emb. par Pack pr. Pack pr.	Einheid Unité Einheit Unit	Toepassing Application Anwendung Application	Kleur Couleur Farbe Color												
	<p>ACVL720</p> <ul style="list-style-type: none"> -Veiligheidsslot met pen -Serrure de sécurité à pêne -Sicherheitsschloss mit Falle -Security lock with pen  <p> DIN7982 4.2x22</p>	1	Stuk Pièce Stück Piece	VL15 VL24	<table border="1"> <tr><td>BR</td><td></td></tr> <tr><td>AN</td><td></td></tr> <tr><td>KL</td><td></td></tr> <tr><td>GS</td><td></td></tr> <tr><td>Z</td><td></td></tr> <tr><td>W</td><td></td></tr> </table>	BR		AN		KL		GS		Z		W	
BR																	
AN																	
KL																	
GS																	
Z																	
W																	
	<p>ACVL721</p> <ul style="list-style-type: none"> -Veiligheidsslot met rol -Serrure de sécurité avec rouleau -Sicherheitsschloss mit Rolle -Security lock with rol  <p> DIN7982 4.2x22</p>	1	Stuk Pièce Stück Piece	VL15 VL24	<table border="1"> <tr><td>BR</td><td></td></tr> <tr><td>AN</td><td></td></tr> <tr><td>KL</td><td></td></tr> <tr><td>GS</td><td></td></tr> <tr><td>Z</td><td></td></tr> <tr><td>W</td><td></td></tr> </table>	BR		AN		KL		GS		Z		W	
BR																	
AN																	
KL																	
GS																	
Z																	
W																	
	<p>ACVL722</p> <ul style="list-style-type: none"> -Variabele hoek -Clame variable -Verstelbare eckverbinder -Adjustable bracket <p>X=15mm Y=31mm</p> <p> ACVG66</p>	1	Stuk Pièce Stück Piece	VL720	<table border="1"> <tr><td>BR</td><td></td></tr> <tr><td>AN</td><td></td></tr> <tr><td>KL</td><td></td></tr> <tr><td>GS</td><td></td></tr> <tr><td>Z</td><td></td></tr> <tr><td>W</td><td></td></tr> </table>	BR		AN		KL		GS		Z		W	
BR																	
AN																	
KL																	
GS																	
Z																	
W																	
	<p>ACVL725 L/R</p> <ul style="list-style-type: none"> -Elektrische slotplaat -Gache électrique -Elektrische schliessplatte -Electric lockplate <p>12 Volt 12 Volt 12 Volt 12 Volt</p> <p>R</p>	1	Stuk Pièce Stück Piece	VL11 VL14 VL21 VL22 VL25	<table border="1"> <tr><td>BR</td><td></td></tr> <tr><td>AN</td><td></td></tr> <tr><td>KL</td><td></td></tr> <tr><td>GS</td><td></td></tr> <tr><td>Z</td><td></td></tr> <tr><td>W</td><td></td></tr> </table>	BR		AN		KL		GS		Z		W	
BR																	
AN																	
KL																	
GS																	
Z																	
W																	
	<p>ACVL726 L/R</p> <ul style="list-style-type: none"> -Elektrische slotplaat -Gache électrique -Elektrische schliessplatte -Electric lockplate <p>12 Volt 12 Volt 12 Volt 12 Volt</p> <p>L</p>	1	Stuk Pièce Stück Piece	VL15 VL24	<table border="1"> <tr><td>BR</td><td></td></tr> <tr><td>AN</td><td></td></tr> <tr><td>KL</td><td></td></tr> <tr><td>GS</td><td></td></tr> <tr><td>Z</td><td></td></tr> <tr><td>W</td><td></td></tr> </table>	BR		AN		KL		GS		Z		W	
BR																	
AN																	
KL																	
GS																	
Z																	
W																	



		Verp. per Emb. par Pack pr. Pack pr.	Eenheid Unité Einheit Unit	Toepassing Application Anwendung Application	Kleur Couleur Farbe Color												
	ACVL730 -Pershoek-ROTO -Clame à presser-ROTO -Eckverbinder Stanzbar-ROTO -Clamping corner-ROTO	1	Stuk Pièce Stück Pièce	VL720	<table border="1"> <tr><td>BR</td><td></td></tr> <tr><td>AN</td><td></td></tr> <tr><td>KL</td><td></td></tr> <tr><td>GS</td><td></td></tr> <tr><td>Z</td><td></td></tr> <tr><td>W</td><td></td></tr> </table>	BR		AN		KL		GS		Z		W	
BR																	
AN																	
KL																	
GS																	
Z																	
W																	
	ACVL754 -Stolpeindstuk VL740 -Embout maclair VL740 -Stulpenendstück VL740 -Sealing double casement prof VL740	1	Stuk Pièce Stück Pièce	VL720	<table border="1"> <tr><td>BR</td><td></td></tr> <tr><td>AN</td><td></td></tr> <tr><td>KL</td><td></td></tr> <tr><td>GS</td><td></td></tr> <tr><td>Z</td><td>X</td></tr> <tr><td>W</td><td>X</td></tr> </table>	BR		AN		KL		GS		Z	X	W	X
BR																	
AN																	
KL																	
GS																	
Z	X																
W	X																
	ACVL763 -Boormal voor variabele hoek -Calibre pour clame variable -Bohrschablone für verstellbare eckverbinder -Boring jet set for adjustable bracket	1	Stuk Pièce Stück Pièce	VL720	<table border="1"> <tr><td>BR</td><td></td></tr> <tr><td>AN</td><td></td></tr> <tr><td>KL</td><td></td></tr> <tr><td>GS</td><td></td></tr> <tr><td>Z</td><td></td></tr> <tr><td>W</td><td></td></tr> </table>	BR		AN		KL		GS		Z		W	
BR																	
AN																	
KL																	
GS																	
Z																	
W																	
	ACDV201 -Borsteldichting onderkant deur -Brosse dessous de porte -Burstendichtung für Türen -Brush fitting bottom side doors	3	m	VL55	<table border="1"> <tr><td>BR</td><td></td></tr> <tr><td>AN</td><td></td></tr> <tr><td>KL</td><td></td></tr> <tr><td>GS</td><td></td></tr> <tr><td>Z</td><td></td></tr> <tr><td>W</td><td></td></tr> </table>	BR		AN		KL		GS		Z		W	
BR																	
AN																	
KL																	
GS																	
Z																	
W																	
	ACFA049 -Sluistuk -Gache -Schliesstück -Adjusting lock plate	1 50	Stuk Pièce Stück Pièce	VL10 VL11 VL23 VL30 VL31 VL34 VL40	<table border="1"> <tr><td>BR</td><td></td></tr> <tr><td>AN</td><td></td></tr> <tr><td>KL</td><td></td></tr> <tr><td>GS</td><td></td></tr> <tr><td>Z</td><td></td></tr> <tr><td>W</td><td></td></tr> </table>	BR		AN		KL		GS		Z		W	
BR																	
AN																	
KL																	
GS																	
Z																	
W																	

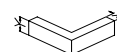
BR = BRUT - BRUT - ROH - BRUT
AN (X) = ANODISATIE - ANODISE - ELOXIERT - ANODISED
AN (■) = GELAKT - LAQUE - LACKIERT - LACQUERED -- RAL9006M
KL = STANDAARDKLEUREN - COULEUR STANDARD - BASIS FARBEN - BASIC COLORS
GS = GEMOFFELD SPECIAAL - LAQUE SPECIAL - SPECIALFARBE - SPECIAL COLOR
Z = ZWART - NOIR - SCHWARZ - BLACK
W = WIT - BLANC - WEISS - WHITE








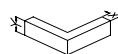
GEREEDSCHAP - OUTILLAGE
WERKZEUG - TOOL








BEVESTIGING - FIXATION
BEFESTIGUNG - FIXATION



	Verp. per Emb. par Pack pr. Pack pr.	Einheid Unité Einheit Unit	Toepassing Application Anwendung Application	Kleur Couleur Farbe Color												
 <p>ACFA050</p> <ul style="list-style-type: none"> -Set sluitpunten onder + boven OR -Points de verrouillage sup + inf OF -Riegelstücke zum einklemmen DF -Adjusting lock plates CW 	1 50	Stuk Pièce Stück Piece	VL59	<table border="1"> <tr><td>BR</td><td></td></tr> <tr><td>AN</td><td></td></tr> <tr><td>KL</td><td></td></tr> <tr><td>GS</td><td></td></tr> <tr><td>Z</td><td></td></tr> <tr><td>W</td><td></td></tr> </table>	BR		AN		KL		GS		Z		W	
BR																
AN																
KL																
GS																
Z																
W																
 <p>ACFA051</p> <ul style="list-style-type: none"> -Oploopblokje -Patin -Auflaufstück -Sloped block 	1 50	Stuk Pièce Stück Piece	VL10 VL11 VL23 VL30 VL31 VL34 VL40	<table border="1"> <tr><td>BR</td><td></td></tr> <tr><td>AN</td><td></td></tr> <tr><td>KL</td><td></td></tr> <tr><td>GS</td><td></td></tr> <tr><td>Z</td><td></td></tr> <tr><td>W</td><td></td></tr> </table>	BR		AN		KL		GS		Z		W	
BR																
AN																
KL																
GS																
Z																
W																
 <p>ACFA055</p> <ul style="list-style-type: none"> -Stolpsluiting dubbele vleugel -Verrouillage double ouvrant -Zentral verschluss stulpfenster -Central closure double casement 	1 10	Stuk Pièce Stück Piece	VL20 VL21 VL120 IP020 IP021	<table border="1"> <tr><td>BR</td><td></td></tr> <tr><td>AN</td><td></td></tr> <tr><td>KL</td><td></td></tr> <tr><td>GS</td><td></td></tr> <tr><td>Z</td><td></td></tr> <tr><td>W</td><td></td></tr> </table>	BR		AN		KL		GS		Z		W	
BR																
AN																
KL																
GS																
Z																
W																
 <p>ACFA056</p> <ul style="list-style-type: none"> -Stolpsluiting dubbele vleugel met bijkomend sluitpunt "B" -Verrouillage double ouvrant avec point de verrouillage sup "L" -Zentral verschluss stulpfenster mit mittelverschluss "B" -Central closure double casement with adjusting lock plates "W" 	1 10	Stuk Pièce Stück Piece	VL20 VL21 VL120 IP020 IP021	<table border="1"> <tr><td>BR</td><td></td></tr> <tr><td>AN</td><td></td></tr> <tr><td>KL</td><td></td></tr> <tr><td>GS</td><td></td></tr> <tr><td>Z</td><td></td></tr> <tr><td>W</td><td></td></tr> </table>	BR		AN		KL		GS		Z		W	
BR																
AN																
KL																
GS																
Z																
W																
 <p>ACFA057</p> <ul style="list-style-type: none"> -Kantschuiven dubbele vleugel -Verrous double ouvrant -Kantriegel stulpfenster -Bolt lock double casement 	1 10	Stuk Pièce Stück Piece		<table border="1"> <tr><td>BR</td><td></td></tr> <tr><td>AN</td><td></td></tr> <tr><td>KL</td><td></td></tr> <tr><td>GS</td><td></td></tr> <tr><td>Z</td><td></td></tr> <tr><td>W</td><td></td></tr> </table>	BR		AN		KL		GS		Z		W	
BR																
AN																
KL																
GS																
Z																
W																



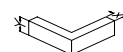
		Verp. per Emb. par Pack pr. Pack pr.	Eenheid Unité Einheit Unit	Toepassing Application Anwendung Application	Kleur Couleur Farbe Color												
	ACFA061 -Schaar kipdraai 402-750mm -Compas manoevre logique 402-750mm -Axeer kipdreh 402-750mm -Arms for tilt befor turn 402-750mm	1 10	Stuk Pièce Stück Piece		<table border="1"> <tr><td>BR</td><td></td></tr> <tr><td>AN</td><td></td></tr> <tr><td>KL</td><td></td></tr> <tr><td>GS</td><td></td></tr> <tr><td>Z</td><td></td></tr> <tr><td>W</td><td></td></tr> </table>	BR		AN		KL		GS		Z		W	
BR																	
AN																	
KL																	
GS																	
Z																	
W																	
	ACFA062 -Schaar kipdraai 562-1200mm -Compas manoevre logique 562-1200mm -Axeer kipdreh 562-1200mm -Arms for tilt befor turn 562-1200mm	1 10	Stuk Pièce Stück Piece		<table border="1"> <tr><td>BR</td><td></td></tr> <tr><td>AN</td><td></td></tr> <tr><td>KL</td><td></td></tr> <tr><td>GS</td><td></td></tr> <tr><td>Z</td><td></td></tr> <tr><td>W</td><td></td></tr> </table>	BR		AN		KL		GS		Z		W	
BR																	
AN																	
KL																	
GS																	
Z																	
W																	
	ACFA063 -Schaar kipdraai 816-1700mm -Compas manoevre logique 816-1700mm -Axeer kipdreh 816-1700mm -Arms for tilt befor turn 816-1700mm	1 10	Stuk Pièce Stück Piece		<table border="1"> <tr><td>BR</td><td></td></tr> <tr><td>AN</td><td></td></tr> <tr><td>KL</td><td></td></tr> <tr><td>GS</td><td></td></tr> <tr><td>Z</td><td></td></tr> <tr><td>W</td><td></td></tr> </table>	BR		AN		KL		GS		Z		W	
BR																	
AN																	
KL																	
GS																	
Z																	
W																	
	ACFA065 -Bijkomend sluitpunt "B" voor kipdraai -Point de verrouillage sup "L" pour manoeuvre logique -Mittelverschluss "B" für kipdreh -Additional lock point "W" for tilt before turn	1	Stuk Pièce Stück Piece		<table border="1"> <tr><td>BR</td><td></td></tr> <tr><td>AN</td><td></td></tr> <tr><td>KL</td><td></td></tr> <tr><td>GS</td><td></td></tr> <tr><td>Z</td><td></td></tr> <tr><td>W</td><td></td></tr> </table>	BR		AN		KL		GS		Z		W	
BR																	
AN																	
KL																	
GS																	
Z																	
W																	
	ACFA069 -Basiskarton inklembaar kipdraai -Garniture de base manoeuvre logique encas-trable -Klembaar kipdreh Grundausrüstung -Concealed tilt before turn basic parts MAX 130kg	1 10	Stuk Pièce Stück Piece		<table border="1"> <tr><td>BR</td><td>X</td></tr> <tr><td>AN</td><td></td></tr> <tr><td>KL</td><td>X</td></tr> <tr><td>GS</td><td>X</td></tr> <tr><td>Z</td><td>X</td></tr> <tr><td>W</td><td>X</td></tr> </table>	BR	X	AN		KL	X	GS	X	Z	X	W	X
BR	X																
AN																	
KL	X																
GS	X																
Z	X																
W	X																






BR = BRUT - BRUT - ROH - BRUT
AN (X) = ANODISATIE - ANODISE - ELOXIERT - ANODISED
AN (■) = GELAKT - LAQUE - LACKIERT - LACQUERED -- RAL9006M
KL = STANDAARDKLEUREN - COULEUR STANDARD - BASIS FARBEN - BASIC COLORS
GS = GEMOFFELD SPECIAAL - LAQUE SPECIAL - SPECIALFARBE - SPECIAL COLOR
Z = ZWART - NOIR - SCHWARZ - BLACK
W = WIT - BLANC - WEISS - WHITE



GEREEDSCHAP - OUTILLAGE
WERKZEUG - TOOL

BEVESTIGING - FIXATION
BEFESTIGUNG - FIXATION



	Verp. per Emb. par Pack pr. Pack pr.	Einheid Unit	Toepassing Application	Kleur Couleur Farbe Color												
 <p>ACFA070 -Basiskarton inklembaar draaikip -Garniture de base OB encastrable -Klembar drehkip Grundausrüstung -Concealed turn and tilt basic parts</p> <p>MAX 130kg</p>	1 10	Stuk Pièce Stück Pièce		<table border="1"> <tr><td>BR</td><td>X</td></tr> <tr><td>AN</td><td>■</td></tr> <tr><td>KL</td><td>X</td></tr> <tr><td>GS</td><td>X</td></tr> <tr><td>Z</td><td>X</td></tr> <tr><td>W</td><td>X</td></tr> </table>	BR	X	AN	■	KL	X	GS	X	Z	X	W	X
BR	X															
AN	■															
KL	X															
GS	X															
Z	X															
W	X															
 <p>ACFA071 -Valschaar DK 402-750mm -Compas OB 402-750mm -Axeer DK 402-750mm -Arms TT 402-750mm</p>	1 10	Stuk Pièce Stück Pièce		<table border="1"> <tr><td>BR</td><td></td></tr> <tr><td>AN</td><td></td></tr> <tr><td>KL</td><td></td></tr> <tr><td>GS</td><td></td></tr> <tr><td>Z</td><td></td></tr> <tr><td>W</td><td></td></tr> </table>	BR		AN		KL		GS		Z		W	
BR																
AN																
KL																
GS																
Z																
W																
 <p>ACFA072 -Valschaar DK 526-1200mm -Compas OB 526-1200mm -Axeer DK 526-1200mm -Arms TT 526-1200mm</p>	1 10	Stuk Pièce Stück Pièce		<table border="1"> <tr><td>BR</td><td></td></tr> <tr><td>AN</td><td></td></tr> <tr><td>KL</td><td></td></tr> <tr><td>GS</td><td></td></tr> <tr><td>Z</td><td></td></tr> <tr><td>W</td><td></td></tr> </table>	BR		AN		KL		GS		Z		W	
BR																
AN																
KL																
GS																
Z																
W																
 <p>ACFA073 -Valschaar DK 816-1700mm -Compas OB 816-1700mm -Axeer DK 816-1700mm -Arms TT 816-1700mm</p>	1 10	Stuk Pièce Stück Pièce		<table border="1"> <tr><td>BR</td><td></td></tr> <tr><td>AN</td><td></td></tr> <tr><td>KL</td><td></td></tr> <tr><td>GS</td><td></td></tr> <tr><td>Z</td><td></td></tr> <tr><td>W</td><td></td></tr> </table>	BR		AN		KL		GS		Z		W	
BR																
AN																
KL																
GS																
Z																
W																
 <p>ACFA078 -Bijkomend sluitpunt "H" -Point de verrouillage sup "H" -Mittelverschluss "H" -Additional lock point "H"</p>	1 50	Stuk Pièce Stück Pièce		<table border="1"> <tr><td>BR</td><td></td></tr> <tr><td>AN</td><td></td></tr> <tr><td>KL</td><td></td></tr> <tr><td>GS</td><td></td></tr> <tr><td>Z</td><td></td></tr> <tr><td>W</td><td></td></tr> </table>	BR		AN		KL		GS		Z		W	
BR																
AN																
KL																
GS																
Z																
W																

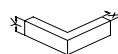
BR = BRUT - BRUT - ROH - BRUT
 AN (X) = ANODISATIE - ANODISE - ELOXIERT - ANODISED
 AN (■) = GELAKT - LAQUE - LACKIERT - LACQUERED -- RAL9006M
 KL = STANDAARDKLEUREN - COULEUR STANDARD - BASIS FARBEN - BASIC COLORS
 GS = GEMOFFELD SPECIAAL - LAQUE SPECIAL - SPECIALFARBE - SPECIAL COLOR
 Z = ZWART - NOIR - SCHWARZ - BLACK
 W = WIT - BLANC - WEISS - WHITE








GEREEDSCHAP - OUTILLAGE
WERKZEUG - TOOL



BEVESTIGING - FIXATION
BEFESTIGUNG - FIXATION



		Verp. per Emb. par Pack pr. Pack pr.	Eenheid Unité Einheit Unit	Toepassing Application Anwendung Application	Kleur Couleur Farbe Color												
	ACFA079 -Bijkomend sluitpunt DK "B" -Point de verrouillage sup OB "L" -Mittelverschluss DK "B" -Additional lock point TT "W"	1 50	Stuk Pièce Stück Pièce		<table border="1"> <tr><td>BR</td><td></td></tr> <tr><td>AN</td><td></td></tr> <tr><td>KL</td><td></td></tr> <tr><td>GS</td><td></td></tr> <tr><td>Z</td><td></td></tr> <tr><td>W</td><td></td></tr> </table>	BR		AN		KL		GS		Z		W	
BR																	
AN																	
KL																	
GS																	
Z																	
W																	
	ACFA081 -Kruk DK + kipdraai -Cremone OB + manoeuvre logique -Umschaltgetriebe DK + kipdreh -Handle TT + tilt before turn	1 10	Stuk Pièce Stück Pièce	VL20 VL21 VL120	<table border="1"> <tr><td>BR</td><td></td></tr> <tr><td>AN</td><td>■</td></tr> <tr><td>KL</td><td>X</td></tr> <tr><td>GS</td><td>X</td></tr> <tr><td>Z</td><td>X</td></tr> <tr><td>W</td><td>X</td></tr> </table>	BR		AN	■	KL	X	GS	X	Z	X	W	X
BR																	
AN	■																
KL	X																
GS	X																
Z	X																
W	X																
	ACFA082 -Kruk met cilinder voor kipdraai -Cremone avec cylindre pour manoeuvre logique -Umschaltgetriebe mit Zylinder für kipdreh -Handle with cylinder for tilt before turn	1 10	Stuk Pièce Stück Pièce	VL20 VL21 VL120	<table border="1"> <tr><td>BR</td><td></td></tr> <tr><td>AN</td><td>■</td></tr> <tr><td>KL</td><td>X</td></tr> <tr><td>GS</td><td>X</td></tr> <tr><td>Z</td><td>X</td></tr> <tr><td>W</td><td>X</td></tr> </table>	BR		AN	■	KL	X	GS	X	Z	X	W	X
BR																	
AN	■																
KL	X																
GS	X																
Z	X																
W	X																
	ACFA083 -Meeneemstuk voor draaikruk -Pièce d'entraînement OB -Kupplungslasche DK -Connection piece TT	1 10	Stuk Pièce Stück Pièce	ACFA081	<table border="1"> <tr><td>BR</td><td></td></tr> <tr><td>AN</td><td></td></tr> <tr><td>KL</td><td></td></tr> <tr><td>GS</td><td></td></tr> <tr><td>Z</td><td></td></tr> <tr><td>W</td><td></td></tr> </table>	BR		AN		KL		GS		Z		W	
BR																	
AN																	
KL																	
GS																	
Z																	
W																	
	ACFA084 -Kruk met cilinder DK -Cremone avec cylindre OB -Umschaltgetriebe mit Zylinder DK -Handle with cylinder TT	1 10	Stuk Pièce Stück Pièce	VL20 VL21 VL120 IP020 IP021	<table border="1"> <tr><td>BR</td><td></td></tr> <tr><td>AN</td><td>■</td></tr> <tr><td>KL</td><td>X</td></tr> <tr><td>GS</td><td>X</td></tr> <tr><td>Z</td><td>X</td></tr> <tr><td>W</td><td>X</td></tr> </table>	BR		AN	■	KL	X	GS	X	Z	X	W	X
BR																	
AN	■																
KL	X																
GS	X																
Z	X																
W	X																

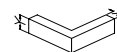
BR = BRUT - BRUT - ROH - BRUT
AN (X) = ANODISATIE - ANODISE - ELOXIERT - ANODISED
AN (■) = GELAKT - LAQUE - LACKIERT - LACQUERED -- RAL9006M
KL = STANDAARDKLEUREN - COULEUR STANDARD - BASIS FARBEN - BASIC COLORS
GS = GEMOFFELD SPECIAAL - LAQUE SPECIAL - SPECIALFARBE - SPECIAL COLOR
Z = ZWART - NOIR - SCHWARZ - BLACK
W = WIT - BLANC - WEISS - WHITE




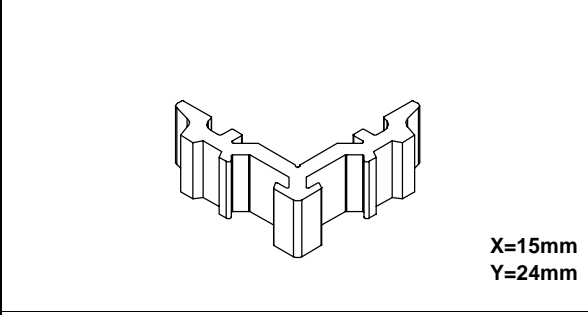
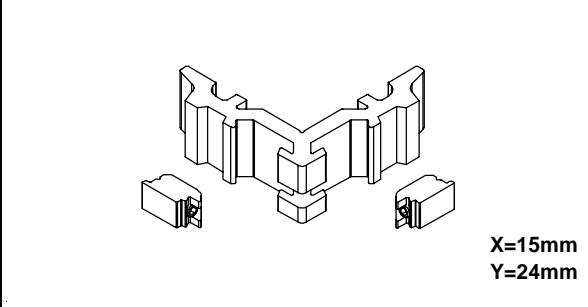



GEREEDSCHAP - OUTILLAGE
WERKZEUG - TOOL








BEVESTIGING - FIXATION
BEFESTIGUNG - FIXATION



	Verp. per Emb. par Pack pr. Pack pr.	Einheid Unit	Toepassing Application	Kleur Couleur Farbe Color												
 <p>ACFA101 -Scharnieren stolpveugel -Charnières pour deuxième vantail -Band für stolpflügel -Hinges for double casement</p>	1	Stuk Pièce Stück Pièce		<table border="1"> <tr><td>BR</td><td>X</td></tr> <tr><td>AN</td><td></td></tr> <tr><td>KL</td><td>X</td></tr> <tr><td>GS</td><td>X</td></tr> <tr><td>Z</td><td></td></tr> <tr><td>W</td><td></td></tr> </table>	BR	X	AN		KL	X	GS	X	Z		W	
BR	X															
AN																
KL	X															
GS	X															
Z																
W																
 <p>ACFA120 -Deurkruk -Bequille de porte -Turgriff -Doorhandle</p>	1	Stuk Pièce Stück Pièce	VL22 VL24 VL25 VL27	<table border="1"> <tr><td>BR</td><td></td></tr> <tr><td>AN</td><td></td></tr> <tr><td>KL</td><td>X</td></tr> <tr><td>GS</td><td>X</td></tr> <tr><td>Z</td><td>X</td></tr> <tr><td>W</td><td>X</td></tr> </table>	BR		AN		KL	X	GS	X	Z	X	W	X
BR																
AN																
KL	X															
GS	X															
Z	X															
W	X															
 <p>ACFA121 -Bevestigingsblokje -Bloc de fixation -Befestigungsblock -Fixation</p> <p>X 10</p>	1	Stuk Pièce Stück Pièce	ACFA120	<table border="1"> <tr><td>BR</td><td></td></tr> <tr><td>AN</td><td></td></tr> <tr><td>KL</td><td></td></tr> <tr><td>GS</td><td></td></tr> <tr><td>Z</td><td></td></tr> <tr><td>W</td><td></td></tr> </table>	BR		AN		KL		GS		Z		W	
BR																
AN																
KL																
GS																
Z																
W																
 <p>ACIN018 -Pershoek -Clame a presser -Eckverbinder schraubbar -Square coupling joint</p> <p>X=15mm Y=24mm</p>	1 24	Stuk Pièce Stück Pièce	IN057 IN157 IN257	<table border="1"> <tr><td>BR</td><td></td></tr> <tr><td>AN</td><td></td></tr> <tr><td>KL</td><td></td></tr> <tr><td>GS</td><td></td></tr> <tr><td>Z</td><td></td></tr> <tr><td>W</td><td></td></tr> </table>	BR		AN		KL		GS		Z		W	
BR																
AN																
KL																
GS																
Z																
W																
 <p>ACIN019 -Schroefhoek -Clame a visser -Eckverbinder schraubbar -Square coupling joint</p> <p>X=15mm Y=24mm</p> <p> ACVG66</p>	1	Stuk Pièce Stück Pièce	IN057 IN157 IN257	<table border="1"> <tr><td>BR</td><td></td></tr> <tr><td>AN</td><td></td></tr> <tr><td>KL</td><td></td></tr> <tr><td>GS</td><td></td></tr> <tr><td>Z</td><td></td></tr> <tr><td>W</td><td></td></tr> </table>	BR		AN		KL		GS		Z		W	
BR																
AN																
KL																
GS																
Z																
W																



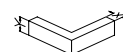
	Verp. per Emb. par Pack pr. Pack pr.	Eenheid Unité Einheit Unit	Toepassing Application Anwendung Application	Kleur Couleur Farbe Color												
 <p>ACIN144 -Automatische tochttafsluiter 700mm -Joint bas de porte automatique 700mm -Automatische Türdichtung 700mm -Self operating threshold 700mm</p>	1	Stuk Pièce Stück Pièce	VL31	<table border="1"> <tr><td>BR</td><td></td></tr> <tr><td>AN</td><td></td></tr> <tr><td>KL</td><td></td></tr> <tr><td>GS</td><td></td></tr> <tr><td>Z</td><td></td></tr> <tr><td>W</td><td></td></tr> </table>	BR		AN		KL		GS		Z		W	
BR																
AN																
KL																
GS																
Z																
W																
 <p>ACIN145 -Automatische tochttafsluiter 800mm -Joint bas de porte automatique 800mm -Automatische Türdichtung 800mm -Self operating threshold 800mm</p>	1	Stuk Pièce Stück Pièce	VL31	<table border="1"> <tr><td>BR</td><td></td></tr> <tr><td>AN</td><td></td></tr> <tr><td>KL</td><td></td></tr> <tr><td>GS</td><td></td></tr> <tr><td>Z</td><td></td></tr> <tr><td>W</td><td></td></tr> </table>	BR		AN		KL		GS		Z		W	
BR																
AN																
KL																
GS																
Z																
W																
 <p>ACIN146 -Automatische tochttafsluiter 900mm -Joint bas de porte automatique 900mm -Automatische Türdichtung 900mm -Self operating threshold 900mm</p>	1	Stuk Pièce Stück Pièce	VL31	<table border="1"> <tr><td>BR</td><td></td></tr> <tr><td>AN</td><td></td></tr> <tr><td>KL</td><td></td></tr> <tr><td>GS</td><td></td></tr> <tr><td>Z</td><td></td></tr> <tr><td>W</td><td></td></tr> </table>	BR		AN		KL		GS		Z		W	
BR																
AN																
KL																
GS																
Z																
W																
 <p>ACIN147 -Automatische tochttafsluiter 1000mm -Joint bas de porte automatique 1000mm -Automatische Türdichtung 1000mm -Self operating threshold 1000mm</p>	1	Stuk Pièce Stück Pièce	VL31	<table border="1"> <tr><td>BR</td><td></td></tr> <tr><td>AN</td><td></td></tr> <tr><td>KL</td><td></td></tr> <tr><td>GS</td><td></td></tr> <tr><td>Z</td><td></td></tr> <tr><td>W</td><td></td></tr> </table>	BR		AN		KL		GS		Z		W	
BR																
AN																
KL																
GS																
Z																
W																
 <p>ACIN148 -Automatische tochttafsluiter 1100mm -Joint bas de porte automatique 1100mm -Automatische Türdichtung 1100mm -Self operating threshold 1100mm</p>	1	Stuk Pièce Stück Pièce	VL31	<table border="1"> <tr><td>BR</td><td></td></tr> <tr><td>AN</td><td></td></tr> <tr><td>KL</td><td></td></tr> <tr><td>GS</td><td></td></tr> <tr><td>Z</td><td></td></tr> <tr><td>W</td><td></td></tr> </table>	BR		AN		KL		GS		Z		W	
BR																
AN																
KL																
GS																
Z																
W																


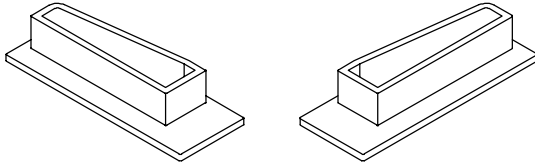



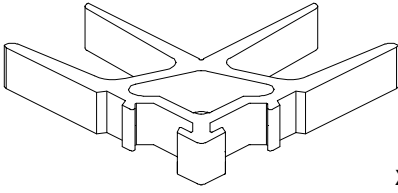
BR = BRUT - BRUT - ROH - BRUT
AN (X) = ANODISATIE - ANODISE - ELOXIERT - ANODISED
AN (■) = GELAKT - LAQUE - LACKIERT - LACQUERED -- RAL9006M
KL = STANDAARDKLEUREN - COULEUR STANDARD - BASIS FARBEN - BASIC COLORS
GS = GEMOFFELD SPECIAAL - LAQUE SPECIAL - SPECIALFARBE - SPECIAL COLOR
Z = ZWART - NOIR - SCHWARZ - BLACK
W = WIT - BLANC - WEISS - WHITE



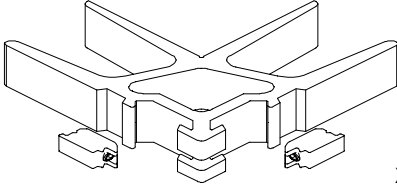

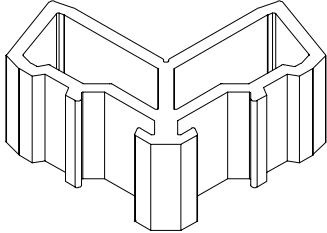
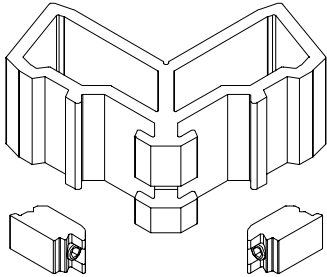

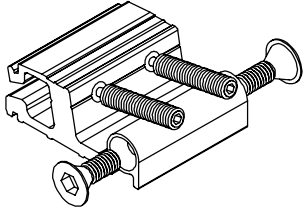


GEREEDSCHAP - OUTILLAGE
WERKZEUG - TOOL

BEVESTIGING - FIXATION
BEFESTIGUNG - FIXATION



	Verp. per Emb. par Pack pr. Pack pr.	Einheid Unit	Toepassing Application	Kleur Couleur												
 <p>ACIN149 -Automatische tochttafluiser 1200mm -Joint bas de porte automatique 1200mm -Automatische Türdichtung 1200mm -Self operating threshold 1200mm</p>	1	Stuk Pièce Stück Piece	VL31	<table border="1"> <tr><td>BR</td><td></td></tr> <tr><td>AN</td><td></td></tr> <tr><td>KL</td><td></td></tr> <tr><td>GS</td><td></td></tr> <tr><td>Z</td><td></td></tr> <tr><td>W</td><td></td></tr> </table>	BR		AN		KL		GS		Z		W	
BR																
AN																
KL																
GS																
Z																
W																
 <p>ACIN157 -Eindstuk -Embout -Endstück -End part</p>	1	set	IN057	<table border="1"> <tr><td>BR</td><td></td></tr> <tr><td>AN</td><td></td></tr> <tr><td>KL</td><td></td></tr> <tr><td>GS</td><td></td></tr> <tr><td>Z</td><td>X</td></tr> <tr><td>W</td><td>X</td></tr> </table>	BR		AN		KL		GS		Z	X	W	X
BR																
AN																
KL																
GS																
Z	X															
W	X															
 <p>ACIP014B -Pershoek voor binnenste kamer -Clame à presser pour chambre intérieure -Eckverbinder stanbaar für innere Kammer -Clamping corner for inside chamber</p> <p>X=41mm Y=20mm</p>	1 24	Stuk Pièce Stück Piece	TL032	<table border="1"> <tr><td>BR</td><td></td></tr> <tr><td>AN</td><td></td></tr> <tr><td>KL</td><td></td></tr> <tr><td>GS</td><td></td></tr> <tr><td>Z</td><td></td></tr> <tr><td>W</td><td></td></tr> </table>	BR		AN		KL		GS		Z		W	
BR																
AN																
KL																
GS																
Z																
W																
 <p>ACIP015B -Schroefhoek voor binnenste kamer -Clame à visser pour chambre intérieure -Eckverbinder schraubbar für innere Kammer -Square coupling joint for inside chamber</p> <p>X=41mm Y=20mm</p> <p> ACVG66</p>	1 48	Stuk Pièce Stück Piece	TL032	<table border="1"> <tr><td>BR</td><td></td></tr> <tr><td>AN</td><td></td></tr> <tr><td>KL</td><td></td></tr> <tr><td>GS</td><td></td></tr> <tr><td>Z</td><td></td></tr> <tr><td>W</td><td></td></tr> </table>	BR		AN		KL		GS		Z		W	
BR																
AN																
KL																
GS																
Z																
W																
 <p>ACIP016B -Pershoek voor binnenste kamer -Clame à presser pour chambre intérieure -Eckverbinder stanbaar für innere Kammer -Clamping corner for inside chamber</p> <p>X=41mm Y=28mm</p>	1 24	Stuk Pièce Stück Piece	TL023	<table border="1"> <tr><td>BR</td><td></td></tr> <tr><td>AN</td><td></td></tr> <tr><td>KL</td><td></td></tr> <tr><td>GS</td><td></td></tr> <tr><td>Z</td><td></td></tr> <tr><td>W</td><td></td></tr> </table>	BR		AN		KL		GS		Z		W	
BR																
AN																
KL																
GS																
Z																
W																



		Verp. per Emb. par Pack pr. Pack pr.	Eenheid Unité Einheit Unit	Toepassing Application Anwendung Application	Kleur Couleur Farbe Color											
 <p>ACIP017B -Schroefhoek voor binnenste kamer -Clame à visser pour chambre intérieure -Eckverbinder schraubbar für innere Kammer -Clamping corner for inside chamber</p> <p>X=41mm Y=28mm</p>  ACVG66	1 48	Stuk Pièce Stück Pièce	TL023	<table border="1"> <tr><td>BR</td><td></td></tr> <tr><td>AN</td><td></td></tr> <tr><td>KL</td><td></td></tr> <tr><td>GS</td><td></td></tr> <tr><td>Z</td><td></td></tr> <tr><td>W</td><td></td></tr> </table>	BR		AN		KL		GS		Z		W	
BR																
AN																
KL																
GS																
Z																
W																
 <p>ACIP022B -Pershoek -Clame à presser -Eckverbinder Stanzbar -Clamping corner</p> <p>X=30mm Y=28mm</p>	1 48	Stuk Pièce Stück Pièce	VL45	<table border="1"> <tr><td>BR</td><td></td></tr> <tr><td>AN</td><td></td></tr> <tr><td>KL</td><td></td></tr> <tr><td>GS</td><td></td></tr> <tr><td>Z</td><td></td></tr> <tr><td>W</td><td></td></tr> </table>	BR		AN		KL		GS		Z		W	
BR																
AN																
KL																
GS																
Z																
W																
 <p>ACIP023B -Schroefhoek -Clame à visser -Eckverbinder Schraubbar -Square coupling joint</p> <p>X=30mm Y=28mm</p>  ACVG66	1 24	Stuk Pièce Stück Pièce	VL45	<table border="1"> <tr><td>BR</td><td></td></tr> <tr><td>AN</td><td></td></tr> <tr><td>KL</td><td></td></tr> <tr><td>GS</td><td></td></tr> <tr><td>Z</td><td></td></tr> <tr><td>W</td><td></td></tr> </table>	BR		AN		KL		GS		Z		W	
BR																
AN																
KL																
GS																
Z																
W																
 <p>ACIP027B -T-verbinding voor binnenste kamer -Assemblage T pour chambre intérieure -T-Verbinder für innere Kammer -Connecting bracket for inside chamber</p> <p>X=41mm Y=20mm</p>  ACVL150 / ACVG66	1 24	Stuk Pièce Stück Pièce	TL032	<table border="1"> <tr><td>BR</td><td></td></tr> <tr><td>AN</td><td></td></tr> <tr><td>KL</td><td></td></tr> <tr><td>GS</td><td></td></tr> <tr><td>Z</td><td></td></tr> <tr><td>W</td><td></td></tr> </table>	BR		AN		KL		GS		Z		W	
BR																
AN																
KL																
GS																
Z																
W																
 <p>ACIP146 -Automatische tochttafsluiter 710mm -Joint bas de porte automatique 710mm -Automatische türdichtung 710mm -Self operating threshold 710mm</p>	1	Stuk Pièce Stück Pièce	VL22	<table border="1"> <tr><td>BR</td><td></td></tr> <tr><td>AN</td><td></td></tr> <tr><td>KL</td><td></td></tr> <tr><td>GS</td><td></td></tr> <tr><td>Z</td><td></td></tr> <tr><td>W</td><td></td></tr> </table>	BR		AN		KL		GS		Z		W	
BR																
AN																
KL																
GS																
Z																
W																

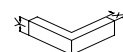
BR = BRUT - BRUT - ROH - BRUT
AN (X) = ANODISATIE - ANODISE - ELOXIERT - ANODISED
AN (■) = GELAKT - LAQUE - LACKIERT - LACQUERED -- RAL9006M
KL = STANDAARDKLEUREN - COULEUR STANDARD - BASIS FARBEN - BASIC COLORS
GS = GEMOFFELD SPECIAAL - LAQUE SPECIAL - SPECIALFARBEN - SPECIAL COLOR
Z = ZWART - NOIR - SCHWARZ - BLACK
W = WIT - BLANC - WEISS - WHITE




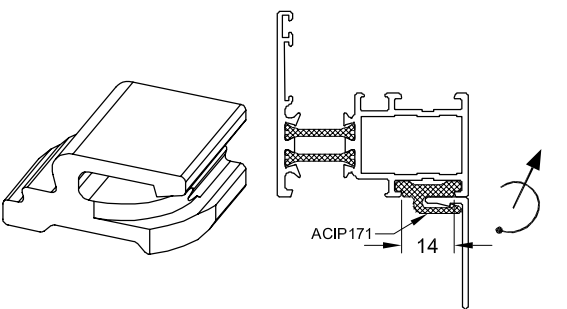



GEREEDSCHAP - OUTILLAGE
WERKZEUG - TOOL

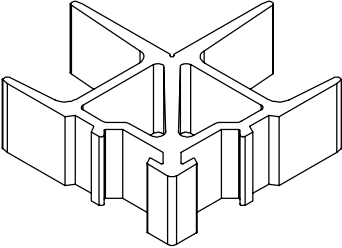
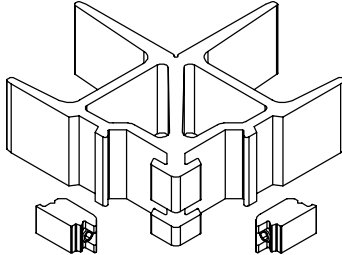



BEVESTIGING - FIXATION
BEFESTIGUNG - FIXATION





	Verp. per Emb. par Pack pr. Pack pr.	Einheid Unit	Toepassing Application	Kleur Couleur												
 <p>ACIP147 -Automatische tochtfluiser 835mm -Joint bas de porte automatique 835mm -Automatische türdichtung 835mm -Self operating threshold 835mm</p>	1	Stuk Pièce Stück Piece	VL22	<table border="1"> <tr><td>BR</td><td></td></tr> <tr><td>AN</td><td></td></tr> <tr><td>KL</td><td></td></tr> <tr><td>GS</td><td></td></tr> <tr><td>Z</td><td></td></tr> <tr><td>W</td><td></td></tr> </table>	BR		AN		KL		GS		Z		W	
BR																
AN																
KL																
GS																
Z																
W																
 <p>ACIP148 -Automatische tochtfluiser 960mm -Joint bas de porte automatique 960mm -Automatische türdichtung 960mm -Self operating threshold 960mm</p>	1	Stuk Pièce Stück Piece	VL22	<table border="1"> <tr><td>BR</td><td></td></tr> <tr><td>AN</td><td></td></tr> <tr><td>KL</td><td></td></tr> <tr><td>GS</td><td></td></tr> <tr><td>Z</td><td></td></tr> <tr><td>W</td><td></td></tr> </table>	BR		AN		KL		GS		Z		W	
BR																
AN																
KL																
GS																
Z																
W																
 <p>ACIP149 -Automatische tochtfluiser 1085mm -Joint bas de porte automatique 1085mm -Automatische türdichtung 1085mm -Self operating threshold 1085mm</p>	1	Stuk Pièce Stück Piece	VL22	<table border="1"> <tr><td>BR</td><td></td></tr> <tr><td>AN</td><td></td></tr> <tr><td>KL</td><td></td></tr> <tr><td>GS</td><td></td></tr> <tr><td>Z</td><td></td></tr> <tr><td>W</td><td></td></tr> </table>	BR		AN		KL		GS		Z		W	
BR																
AN																
KL																
GS																
Z																
W																
 <p>ACIP171 -Klemstuk -Clips -Bevestigingsklotz -Clip</p>	1	Stuk Pièce Stück Piece	VL10	<table border="1"> <tr><td>BR</td><td></td></tr> <tr><td>AN</td><td></td></tr> <tr><td>KL</td><td></td></tr> <tr><td>GS</td><td></td></tr> <tr><td>Z</td><td></td></tr> <tr><td>W</td><td></td></tr> </table>	BR		AN		KL		GS		Z		W	
BR																
AN																
KL																
GS																
Z																
W																
 <p>ACIP427 -Bodemhuls verzinkt -Douille de sol galvanisé -Bodenbüsche verzinkt -Ground sleeve zinc-plate</p>	1	Stuk Pièce Stück Piece	ACVL432	<table border="1"> <tr><td>BR</td><td></td></tr> <tr><td>AN</td><td></td></tr> <tr><td>KL</td><td></td></tr> <tr><td>GS</td><td></td></tr> <tr><td>Z</td><td></td></tr> <tr><td>W</td><td></td></tr> </table>	BR		AN		KL		GS		Z		W	
BR																
AN																
KL																
GS																
Z																
W																


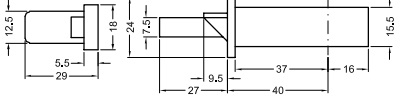


		Verp. per Emb. par Pack pr. Pack pr.	Eenheid Unité Einheit Unit	Toepassing Application Anwendung Application	Kleur Couleur Farbe Color												
 <p>ACIP612B -Pershoek buitenste kamer -Clame a presser pour chambre extérieure -Eckverbinder stanbaar für aussere kammer -Clamping corner for outside chamber</p> <p>X=50mm Y=28mm</p>		1	Stuk Pièce Stück Piece	VL27	<table border="1"> <tr><td>BR</td><td></td></tr> <tr><td>AN</td><td></td></tr> <tr><td>KL</td><td></td></tr> <tr><td>GS</td><td></td></tr> <tr><td>Z</td><td></td></tr> <tr><td>W</td><td></td></tr> </table>	BR		AN		KL		GS		Z		W	
BR																	
AN																	
KL																	
GS																	
Z																	
W																	
 <p>ACIP613B -Schroefhoek buitenste kamer -Clame a visser pour chambre extérieure -Eckverbinder schraubbar für aussere kammer -Square coupling joint for outside chamber</p> <p>X=50mm Y=28mm</p> <p> ACVG66</p>		1	Stuk Pièce Stück Piece	VL27	<table border="1"> <tr><td>BR</td><td></td></tr> <tr><td>AN</td><td></td></tr> <tr><td>KL</td><td></td></tr> <tr><td>GS</td><td></td></tr> <tr><td>Z</td><td></td></tr> <tr><td>W</td><td></td></tr> </table>	BR		AN		KL		GS		Z		W	
BR																	
AN																	
KL																	
GS																	
Z																	
W																	

BR = BRUT - BRUT - ROH - BRUT
 AN (X) = ANODISATIE - ANODISE - ELOXIERT - ANODISED
 AN (■) = GELAKT - LAQUE - LACKIERT - LACQUERED -- RAL9006M
 KL = STANDAARDKLEUREN - COULEUR STANDARD - BASIS FARBEN - BASIC COLORS
 GS = GEMOFFELD SPECIAAL - LAQUE SPECIAL - SPECIALFARBE - SPECIAL COLOR
 Z = ZWART - NOIR - SCHWARZ - BLACK
 W = WIT - BLANC - WEISS - WHITE

 GEREEDSCHAP - OUTILLAGE
 WERKZEUG - TOOL
 BEVESTIGING - FIXATION
 BEFESTIGUNG - FIXATION



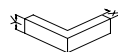
	Verp. per Emb. par Pack pr.	Eenheid Unité Einheit Unit	Toepassing Application Anwendung Application	Kleur Couleur Farbe Color												
	1	Stuk Pièce Stück Piece	VL27	<table border="1"> <tr><td>BR</td><td></td></tr> <tr><td>AN</td><td></td></tr> <tr><td>KL</td><td></td></tr> <tr><td>GS</td><td></td></tr> <tr><td>Z</td><td></td></tr> <tr><td>W</td><td></td></tr> </table>	BR		AN		KL		GS		Z		W	
BR																
AN																
KL																
GS																
Z																
W																
<p>ACIP642</p> <p>-3 puntslot met dagschieter -Serrure 3 point avec pève lancant -3 Punkt Schloss mit Falle -Lock with 3 points</p> 																


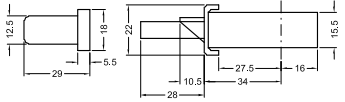

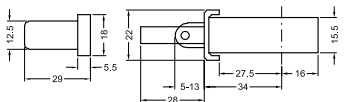



BR = BRUT - BRUT - ROH - BRUT
 AN (X) = ANODISATIE - ANODISE - ELOXIERT - ANODISED
 AN (■) = GELAKT - LAQUE - LACKIERT - LACQUERED -- RAL9006M
 KL = STANDAARDKLEUREN - COULEUR STANDARD - BASIS FARBEN - BASIC COLORS
 GS = GEMOFFELD SPECIAAL - LAQUE SPECIAL - SPECIALFARBE - SPECIAL COLOR
 Z = ZWART - NOIR - SCHWARZ - BLACK
 W = WIT - BLANC - WEISS - WHITE



GEREEDSCHAP - OUTILLAGE
WERKZEUG - TOOL

BEVESTIGING - FIXATION
BEFESTIGUNG - FIXATION



	Verp. per Emb. par Pack pr. Pack pr.	Eenheid Unité Einheit Unit	Toepassing Application Anwendung Application	Kleur Couleur Farbe Color												
 <p>ACIP720 -Veiligheidsslot met pen -Serrure de sécurité à pene -Sicherheitsschloss mit Falle -Security lock with pin</p>  <p>DIN7982 4.2x22</p>	1	Stuk Pièce Stück Piece	VL14 VL25	<table border="1"> <tr><td>BR</td><td></td></tr> <tr><td>AN</td><td></td></tr> <tr><td>KL</td><td></td></tr> <tr><td>GS</td><td></td></tr> <tr><td>Z</td><td></td></tr> <tr><td>W</td><td></td></tr> </table>	BR		AN		KL		GS		Z		W	
BR																
AN																
KL																
GS																
Z																
W																
 <p>ACIP721 -Veiligheidsslot met rol -Serrure de sécurité avec rouleau -Sicherheitsschloss mit Rolle -Security lock with rol</p>  <p>DIN7982 4.2x22</p>	1	Stuk Pièce Stück Piece	VL14 VL25	<table border="1"> <tr><td>BR</td><td></td></tr> <tr><td>AN</td><td></td></tr> <tr><td>KL</td><td></td></tr> <tr><td>GS</td><td></td></tr> <tr><td>Z</td><td></td></tr> <tr><td>W</td><td></td></tr> </table>	BR		AN		KL		GS		Z		W	
BR																
AN																
KL																
GS																
Z																
W																
 <p>ACMX040 -Scharnier -Paumelle -Band -Hinge</p>	1	Stuk Pièce Stück Piece	VL20 VL21 VL22	<table border="1"> <tr><td>BR</td><td>X</td></tr> <tr><td>AN</td><td></td></tr> <tr><td>KL</td><td>X</td></tr> <tr><td>GS</td><td>X</td></tr> <tr><td>Z</td><td></td></tr> <tr><td>W</td><td></td></tr> </table>	BR	X	AN		KL	X	GS	X	Z		W	
BR	X															
AN																
KL	X															
GS	X															
Z																
W																
 <p>ACMX048 -Bijkomend sluitpunt -Point de verrouillage sup. -Mittelschloss -Additional lock point</p>	1	Stuk Pièce Stück Piece	VL34 VL59 ...	<table border="1"> <tr><td>BR</td><td></td></tr> <tr><td>AN</td><td></td></tr> <tr><td>KL</td><td></td></tr> <tr><td>GS</td><td></td></tr> <tr><td>Z</td><td></td></tr> <tr><td>W</td><td></td></tr> </table>	BR		AN		KL		GS		Z		W	
BR																
AN																
KL																
GS																
Z																
W																
 <p>ACMX049 -Sluistuk -Gache -Schliesstück -Adjusting lock plate</p>	1	Stuk Pièce Stück Piece	VL10 VL11 VL23 VL30 VL31 VL34 VL40 ...	<table border="1"> <tr><td>BR</td><td></td></tr> <tr><td>AN</td><td></td></tr> <tr><td>KL</td><td></td></tr> <tr><td>GS</td><td></td></tr> <tr><td>Z</td><td></td></tr> <tr><td>W</td><td></td></tr> </table>	BR		AN		KL		GS		Z		W	
BR																
AN																
KL																
GS																
Z																
W																

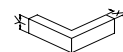
BR = BRUT - BRUT - ROH - BRUT
AN (X) = ANODISATIE - ANODISE - ELOXIERT - ANODISED
AN (■) = GELAKT - LAQUE - LACKIERT - LACQUERED -- RAL9006M
KL = STANDAARDKLEUREN - COULEUR STANDARD - BASIS FARBEN - BASIC COLORS
GS = GEMOFFELD SPECIAAL - LAQUE SPECIAL - SPECIALFARBE - SPECIAL COLOR
Z = ZWART - NOIR - SCHWARZ - BLACK
W = WIT - BLANC - WEISS - WHITE

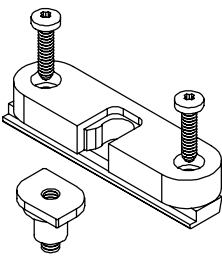

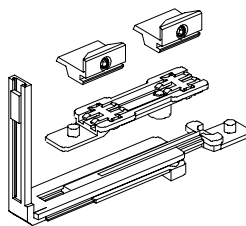




GEREEDSCHAP - OUTILLAGE
WERKZEUG - TOOL



BEVESTIGING - FIXATION
BEFESTIGUNG - FIXATION



	Verp. per Emb. par Pack pr.	Einheid Unit	Toepassing Application	Kleur Couleur												
 <p>ACMX052 -Vastzetclips -Clip d'arrêt du vantail -Feststell clip -Sash stop clip device</p>	5	Stuk Pièce Stück Piece		<table border="1"> <tr><td>BR</td><td></td></tr> <tr><td>AN</td><td></td></tr> <tr><td>KL</td><td></td></tr> <tr><td>GS</td><td></td></tr> <tr><td>Z</td><td></td></tr> <tr><td>W</td><td></td></tr> </table>	BR		AN		KL		GS		Z		W	
BR																
AN																
KL																
GS																
Z																
W																
 <p>ACMX053 -Inklembare valschaar RVS zwart -Compas encastre inox noir -Kippflügelschere Edelstahl schwarz -Linklever with clips stainless steel black</p>	1	Set	VL10 VL11 VL18 VL20 VL21 VL120	<table border="1"> <tr><td>BR</td><td></td></tr> <tr><td>AN</td><td></td></tr> <tr><td>KL</td><td></td></tr> <tr><td>GS</td><td></td></tr> <tr><td>Z</td><td></td></tr> <tr><td>W</td><td></td></tr> </table>	BR		AN		KL		GS		Z		W	
BR																
AN																
KL																
GS																
Z																
W																
 <p>ACMX079 -Bijkomend sluitpunt DK -Point de verrouillage sup. OB -Mittelverschluss DK -Additional lock point TT</p>	1	Stuk Pièce Stück Piece	ACMX070	<table border="1"> <tr><td>BR</td><td></td></tr> <tr><td>AN</td><td></td></tr> <tr><td>KL</td><td></td></tr> <tr><td>GS</td><td></td></tr> <tr><td>Z</td><td></td></tr> <tr><td>W</td><td></td></tr> </table>	BR		AN		KL		GS		Z		W	
BR																
AN																
KL																
GS																
Z																
W																
 <p>ACMX100 -Scharnier -Charnière -Band -Hinge</p>	1	Stuk Pièce Stück Piece	VL10 VL11 VL18 VL20 VL21 VL22 VL120	<table border="1"> <tr><td>BR</td><td>X</td></tr> <tr><td>AN</td><td></td></tr> <tr><td>KL</td><td>X</td></tr> <tr><td>GS</td><td>X</td></tr> <tr><td>Z</td><td>X</td></tr> <tr><td>W</td><td></td></tr> </table>	BR	X	AN		KL	X	GS	X	Z	X	W	
BR	X															
AN																
KL	X															
GS	X															
Z	X															
W																
 <p>ACMX102 -Inklembaar deurscharnier -Charnières de porte encastrable -Klembaar türband -Doorhinge clampable</p> <p>MAX 50KG</p>	1	Stuk Pièce Stück Piece	VL10 VL11 VL18 VL20 VL21 VL22 VL120	<table border="1"> <tr><td>BR</td><td>X</td></tr> <tr><td>AN</td><td>X</td></tr> <tr><td>KL</td><td>X</td></tr> <tr><td>GS</td><td>X</td></tr> <tr><td>Z</td><td></td></tr> <tr><td>W</td><td></td></tr> </table>	BR	X	AN	X	KL	X	GS	X	Z		W	
BR	X															
AN	X															
KL	X															
GS	X															
Z																
W																



		Verp. per Emb. par Pack pr. Pack pr.	Eenheid Unité Einheit Unit	Toepassing Application Anwendung Application	Kleur Couleur Farbe Color												
	ACMX108 -Cilinderplaatje -Cache cylindre -Zylinder-Rosette -Cover for lock	1	Stuk Pièce Stück Pièce		<table border="1"> <tr><td>BR</td><td>X</td></tr> <tr><td>AN</td><td>■</td></tr> <tr><td>KL</td><td>X</td></tr> <tr><td>GS</td><td>X</td></tr> <tr><td>Z</td><td>X</td></tr> <tr><td>W</td><td></td></tr> </table>	BR	X	AN	■	KL	X	GS	X	Z	X	W	
BR	X																
AN	■																
KL	X																
GS	X																
Z	X																
W																	
	ACMX109 -Stift -Goupille -Weschelstift -Change rod	1	Stuk Pièce Stück Pièce	ACMX120	<table border="1"> <tr><td>BR</td><td></td></tr> <tr><td>AN</td><td></td></tr> <tr><td>KL</td><td></td></tr> <tr><td>GS</td><td></td></tr> <tr><td>Z</td><td></td></tr> <tr><td>W</td><td></td></tr> </table>	BR		AN		KL		GS		Z		W	
BR																	
AN																	
KL																	
GS																	
Z																	
W																	
	ACMX120 -Deurkruk -Béquille de porte -Türgriff -Doorhandle	1	Stuk Pièce Stück Pièce	VL21	<table border="1"> <tr><td>BR</td><td>X</td></tr> <tr><td>AN</td><td>■</td></tr> <tr><td>KL</td><td>X</td></tr> <tr><td>GS</td><td>X</td></tr> <tr><td>Z</td><td>X</td></tr> <tr><td>W</td><td></td></tr> </table>	BR	X	AN	■	KL	X	GS	X	Z	X	W	
BR	X																
AN	■																
KL	X																
GS	X																
Z	X																
W																	
	ACMX208 -Veiligheidscilinderplaatje -Cache cylindre de sécurité -Sicherheits Zylinder-Rosette -Safety cover for lock	1	Stuk Pièce Stück Pièce		<table border="1"> <tr><td>BR</td><td>X</td></tr> <tr><td>AN</td><td>■</td></tr> <tr><td>KL</td><td>X</td></tr> <tr><td>GS</td><td>X</td></tr> <tr><td>Z</td><td>X</td></tr> <tr><td>W</td><td></td></tr> </table>	BR	X	AN	■	KL	X	GS	X	Z	X	W	
BR	X																
AN	■																
KL	X																
GS	X																
Z	X																
W																	
	ACMX208S -Veiligheidscilinderplaatje -Cache cylindre de sécurité -Sicherheits Zylinder-Rosette -Safety cover for lock	1	Stuk Pièce Stück Pièce	VL21	<table border="1"> <tr><td>BR</td><td>X</td></tr> <tr><td>AN</td><td>■</td></tr> <tr><td>KL</td><td>X</td></tr> <tr><td>GS</td><td>X</td></tr> <tr><td>Z</td><td>X</td></tr> <tr><td>W</td><td></td></tr> </table>	BR	X	AN	■	KL	X	GS	X	Z	X	W	
BR	X																
AN	■																
KL	X																
GS	X																
Z	X																
W																	

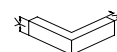
BR = BRUT - BRUT - ROH - BRUT
AN (X) = ANODISATIE - ANODISE - ELOXIERT - ANODISED
AN (■) = GELAKT - LAQUE - LACKIERT - LACQUERED -- RAL9006M
KL = STANDAARDKLEUREN - COULEUR STANDARD - BASIS FARBEN - BASIC COLORS
GS = GEMOFFELD SPECIAAL - LAQUE SPECIAL - SPECIALFARBE - SPECIAL COLOR
Z = ZWART - NOIR - SCHWARZ - BLACK
W = WIT - BLANC - WEISS - WHITE

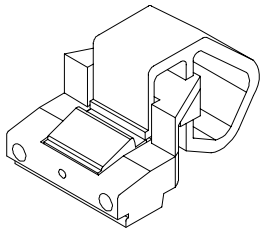
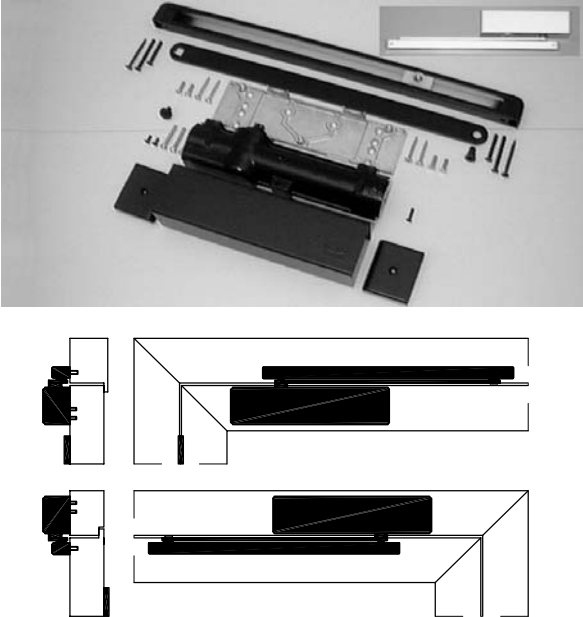
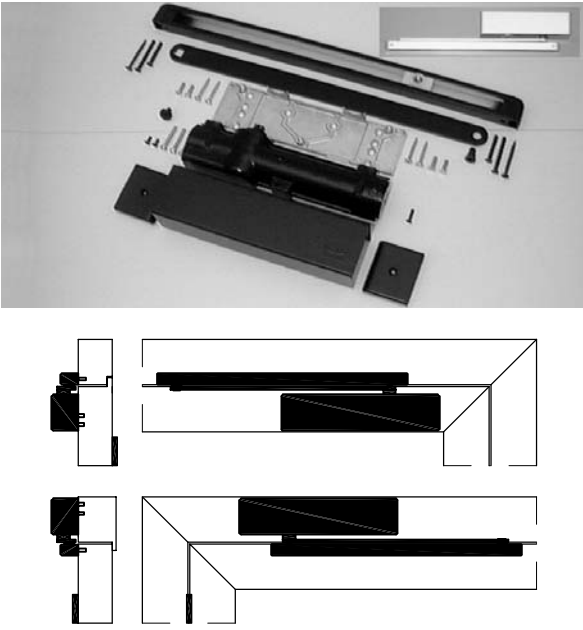


GEREEDSCHAP - OUTILLAGE
WERKZEUG - TOOL



BEVESTIGING - FIXATION
BEFESTIGUNG - FIXATION



		Verp. per Emb. par Pack pr. Pack pr.	Einheid Unité Einheit Unit	Toepassing Application Anwendung Application	Kleur Couleur Farbe Color												
	<p>ACMX252</p> <ul style="list-style-type: none"> -Kit knipsluiting -Ensemble loqueteau -Oberlichtschnäpper -Kit springlatch 	1	Stuk Pièce Stück Piece	VL20 VL21 VL120	<table border="1"> <tr><td>BR</td><td></td></tr> <tr><td>AN</td><td></td></tr> <tr><td>KL</td><td></td></tr> <tr><td>GS</td><td></td></tr> <tr><td>Z</td><td>X</td></tr> <tr><td>W</td><td>X</td></tr> </table>	BR		AN		KL		GS		Z	X	W	X
BR																	
AN																	
KL																	
GS																	
Z	X																
W	X																
	<p>ACMX417B</p> <ul style="list-style-type: none"> -Deurdranger B met glijarm voor binnendeuren -Ferre-porte B avec bras a glissière pour porte int. -Türschliesser B mit Gleitschienen für Türen innen -Doorcloser B with sliding arm for inside doors <p>-Deurbladmontage aan de scharnierzijde/ kozijndorpelmontage aan de dagzijde -Montage panneau de porte à coté charnière/ montage pièce d'appui à face vue -Türblattmontage auf der Bandseite/ Sturz- montage auf der Bandgegenseite -Pull-side door leaf fixing/ push-side transom fixing</p>	1	Stuk Pièce Stück Piece		<table border="1"> <tr><td>BR</td><td></td></tr> <tr><td>AN</td><td>X</td></tr> <tr><td>KL</td><td></td></tr> <tr><td>GS</td><td></td></tr> <tr><td>Z</td><td></td></tr> <tr><td>W</td><td>X</td></tr> </table>	BR		AN	X	KL		GS		Z		W	X
BR																	
AN	X																
KL																	
GS																	
Z																	
W	X																
	<p>ACMX417G</p> <ul style="list-style-type: none"> -Deurdranger G met glijarm voor binnendeuren -Ferre-porte G avec bras a glissière pour porte int. -Türschliesser G mit Gleitschienen für Türen innen -Doorcloser G with sliding arm for inside doors <p>-Deurbladmontage aan de dagzijde/ kozijndor- pelmontage aan de scharnierzijde -Montage panneau de porte à face vue/ mon- tage pièce d'appui à coté charnière -Türblattmontage auf der Bandgegenseite/ Sturzmontage auf der Bandseite -Push-side door leaf fixing/ pull-side transom fixing</p>	1	Stuk Pièce Stück Piece		<table border="1"> <tr><td>BR</td><td></td></tr> <tr><td>AN</td><td>X</td></tr> <tr><td>KL</td><td></td></tr> <tr><td>GS</td><td></td></tr> <tr><td>Z</td><td></td></tr> <tr><td>W</td><td>X</td></tr> </table>	BR		AN	X	KL		GS		Z		W	X
BR																	
AN	X																
KL																	
GS																	
Z																	
W	X																

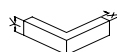
BR = BRUT - BRUT - ROH - BRUT
 AN (X) = ANODISATIE - ANODISE - ELOXIERT - ANODISED
 AN (■) = GELAKT - LAQUE - LACKIERT - LACQUERED -- RAL9006M
 KL = STANDAARDKLEUREN - COULEUR STANDARD - BASIS FARBEN - BASIC COLORS
 GS = GEMOFFELD SPECIAAL - LAQUE SPECIAL - SPECIALFARBE - SPECIAL COLOR
 Z = ZWART - NOIR - SCHWARZ - BLACK
 W = WIT - BLANC - WEISS - WHITE

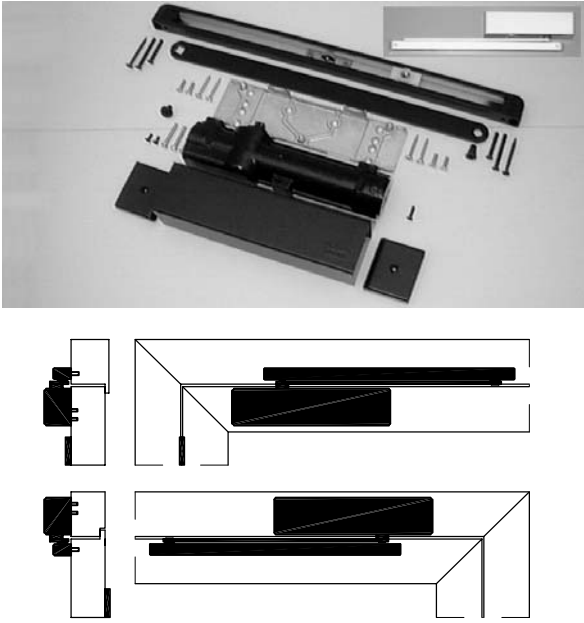
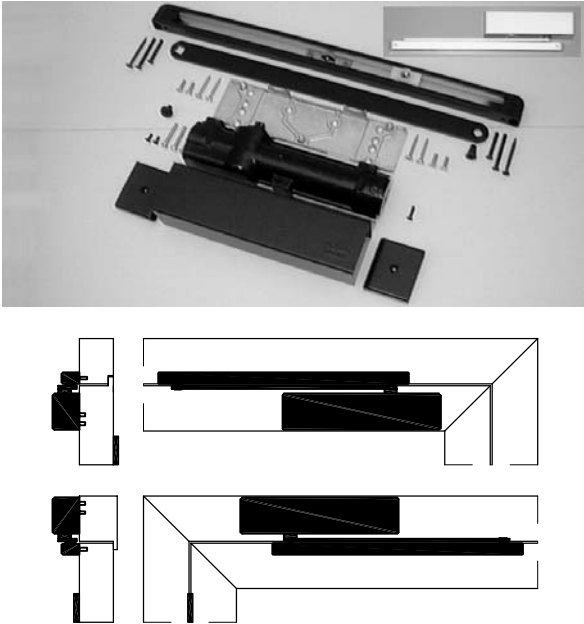



GEREEDSCHAP - OUTILLAGE
 WERKZEUG - TOOL



BEVESTIGING - FIXATION
 BEFESTIGUNG - FIXATION



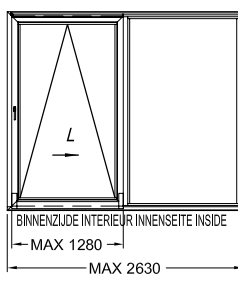
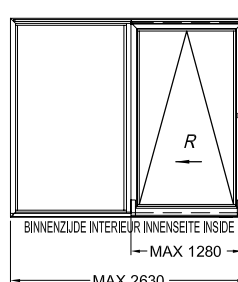
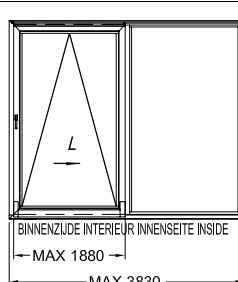


	Verp. per Emb. par Pack pr. Pack pr.	Eenheid Unité Einheit Unit	Toepassing Application Anwendung Application	Kleur Couleur Farbe Color												
 <p>ACMX418B</p> <ul style="list-style-type: none"> -Deurdranger B met glijarm 75°-150° voor binnendeuren -Ferre-porte B avec bras a glissière 75°-150° pour porte int. -Türschliesser B mit Gleitschienen 75°-150° für Türen innen -Doorcloser B with sliding arm 75°-150° for inside doors <p>-Deurbladmontage aan de scharnierzijde/ kozijndorpelmontage aan de dagzijde -Montage panneau de porte à coté charnière/ montage pièce d'appui à face vue -Türblattmontage auf der Bandseite/ Sturz- montage auf der Bandgegenseite -Pull-side door leaf fixing/ push-side transom fixing</p>	1	Stuk Pièce Stück Pièce		<table border="1"> <tr><td>BR</td><td></td></tr> <tr><td>AN</td><td>X</td></tr> <tr><td>KL</td><td></td></tr> <tr><td>GS</td><td></td></tr> <tr><td>Z</td><td></td></tr> <tr><td>W</td><td>X</td></tr> </table>	BR		AN	X	KL		GS		Z		W	X
BR																
AN	X															
KL																
GS																
Z																
W	X															
 <p>ACMX418G</p> <ul style="list-style-type: none"> -Deurdranger G met glijarm 75°-150° voor binnendeuren -Ferre-porte G avec bras a glissière 75°-150° pour porte int. -Türschliesser G mit Gleitschienen 75°-150° für Türen innen -Doorcloser G with sliding arm 75°-150° for inside doors <p>-Deurbladmontage aan de dagzijde/ kozijndor- pelmontage aan de scharnierzijde -Montage panneau de porte à face vue/ mon- tage pièce d'appui à coté charnière -Türblattmontage auf der Bandgegenseite/ Sturzmontage auf der Bandseite -Push-side door leaf fixing/ pull-side transom fixing</p>	1	Stuk Pièce Stück Pièce		<table border="1"> <tr><td>BR</td><td></td></tr> <tr><td>AN</td><td>X</td></tr> <tr><td>KL</td><td></td></tr> <tr><td>GS</td><td></td></tr> <tr><td>Z</td><td></td></tr> <tr><td>W</td><td>X</td></tr> </table>	BR		AN	X	KL		GS		Z		W	X
BR																
AN	X															
KL																
GS																
Z																
W	X															
 <p>ACMX540</p> <ul style="list-style-type: none"> -Scharnier naar buitendraaiend raam -Charnière pour ouvrant vers l'extérieur -Flügelband aussen öffnend -Hinge for outside opening 	1	Stuk Pièce Stück Pièce	VL12 VL13 VL26	<table border="1"> <tr><td>BR</td><td>X</td></tr> <tr><td>AN</td><td></td></tr> <tr><td>KL</td><td>X</td></tr> <tr><td>GS</td><td>X</td></tr> <tr><td>Z</td><td>X</td></tr> <tr><td>W</td><td></td></tr> </table>	BR	X	AN		KL	X	GS	X	Z	X	W	
BR	X															
AN																
KL	X															
GS	X															
Z	X															
W																

BR = BRUT - BRUT - ROH - BRUT
AN (X) = ANODISATIE - ANODISE - ELOXIERT - ANODISED
AN (■) = GELAKT - LAQUE - LACKIERT - LACQUERED -- RAL9006M
KL = STANDAARDKLEUREN - COULEUR STANDARD - BASIS FARBEN - BASIC COLORS
GS = GEMOFFELD SPECIAAL - LAQUE SPECIAL - SPECIALFARBEN - SPECIAL COLOR
Z = ZWART - NOIR - SCHWARZ - BLACK
W = WIT - BLANC - WEISS - WHITE

GEREEDSCHAP - OUTILLAGE
WERKZEUG - TOOL
BEVESTIGING - FIXATION
BEFESTIGUNG - FIXATION



		Verp. per Emb. par Pack pr. Pack pr.	Einheid Unité Einheit Unit	Toepassing Application Anwendung Application	Kleur Couleur Farbe Color												
	ACMX541 -Boormal -Calibre -Bohrschablone -Boring jig set	1	Stuk Pièce Stück Pièce	ACMX540	<table border="1"> <tr><td>BR</td><td></td></tr> <tr><td>AN</td><td></td></tr> <tr><td>KL</td><td></td></tr> <tr><td>GS</td><td></td></tr> <tr><td>Z</td><td></td></tr> <tr><td>W</td><td></td></tr> </table>	BR		AN		KL		GS		Z		W	
BR																	
AN																	
KL																	
GS																	
Z																	
W																	
	ACMX587 -Regelbare openingsbegrenzer -Compas limiteur réglable -Öffnungsbegrenzer einstellbar -Adjustable limiting stay arm	1	Stuk Pièce Stück Pièce	VL10 VL11 VL18 VL20 VL21 VL120	<table border="1"> <tr><td>BR</td><td></td></tr> <tr><td>AN</td><td></td></tr> <tr><td>KL</td><td></td></tr> <tr><td>GS</td><td></td></tr> <tr><td>Z</td><td></td></tr> <tr><td>W</td><td></td></tr> </table>	BR		AN		KL		GS		Z		W	
BR																	
AN																	
KL																	
GS																	
Z																	
W																	
	ACMX641L -Kipschuifbeslag 1280/2630 zonder kruk -Ferrure coulissante à translation 1280/2630 sans poignée -Kipp-Schiebe Beschlage 1280/2630 ohne Griff -Tilt and slide fitting 1280/2630 without handle	1	Stuk Pièce Stück Pièce	VL11 VL21	<table border="1"> <tr><td>BR</td><td></td></tr> <tr><td>AN</td><td>X</td></tr> <tr><td>KL</td><td>X</td></tr> <tr><td>GS</td><td>X</td></tr> <tr><td>Z</td><td></td></tr> <tr><td>W</td><td></td></tr> </table>	BR		AN	X	KL	X	GS	X	Z		W	
BR																	
AN	X																
KL	X																
GS	X																
Z																	
W																	
	ACMX641R -Kipschuifbeslag 1280/2630 zonder kruk -Ferrure coulissante à translation 1280/2630 sans poignée -Kipp-Schiebe Beschlage 1280/2630 ohne Griff -Tilt and slide fitting 1280/2630 without handle	1	Stuk Pièce Stück Pièce	VL11 VL21	<table border="1"> <tr><td>BR</td><td></td></tr> <tr><td>AN</td><td>X</td></tr> <tr><td>KL</td><td>X</td></tr> <tr><td>GS</td><td>X</td></tr> <tr><td>Z</td><td></td></tr> <tr><td>W</td><td></td></tr> </table>	BR		AN	X	KL	X	GS	X	Z		W	
BR																	
AN	X																
KL	X																
GS	X																
Z																	
W																	
	ACMX642L -Kipschuifbeslag 1880/3830 zonder kruk -Ferrure coulissante à translation 1880/3830 sans poignée -Kipp-Schiebe Beschlage 1880/3830 ohne Griff -Tilt and slide fitting 1880/3830 without handle	1	Stuk Pièce Stück Pièce	VL11 VL21	<table border="1"> <tr><td>BR</td><td>X</td></tr> <tr><td>AN</td><td>X</td></tr> <tr><td>KL</td><td>X</td></tr> <tr><td>GS</td><td>X</td></tr> <tr><td>Z</td><td></td></tr> <tr><td>W</td><td></td></tr> </table>	BR	X	AN	X	KL	X	GS	X	Z		W	
BR	X																
AN	X																
KL	X																
GS	X																
Z																	
W																	

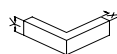
BR = BRUT - BRUT - ROH - BRUT
 AN (X) = ANODISATIE - ANODISE - ELOXIERT - ANODISED
 AN (■) = GELAKT - LAQUE - LACKIERT - LACQUERED -- RAL9006M
 KL = STANDAARDKLEUREN - COULEUR STANDARD - BASIS FARBEN - BASIC COLORS
 GS = GEMOFFELD SPECIAAL - LAQUE SPECIAL - SPECIALFARBE - SPECIAL COLOR
 Z = ZWART - NOIR - SCHWARZ - BLACK
 W = WIT - BLANC - WEISS - WHITE



GEREEDSCHAP - OUTILLAGE
 WERKZEUG - TOOL



BEVESTIGING - FIXATION
 BEFESTIGUNG - FIXATION



		Verp. per Emb. par Pack pr. Pack pr.	Eenheid Unité Einheit Unit	Toepassing Application Anwendung Application	Kleur Couleur Farbe Color												
	ACMX642R -Kipschuifbeslag 1880/3830 zonder kruk -Ferrure coulissante à translation 1880/3830 sans poignée -Kipp-Schiebe Beschlage 1880/3830 ohne Griff -Tilt and slide fitting 1880/3830 without handle	1	Stuk Pièce Stück Pièce	VL11 VL21	<table border="1"> <tr><td>BR</td><td></td></tr> <tr><td>AN</td><td>X</td></tr> <tr><td>KL</td><td>X</td></tr> <tr><td>GS</td><td>X</td></tr> <tr><td>Z</td><td></td></tr> <tr><td>W</td><td></td></tr> </table>	BR		AN	X	KL	X	GS	X	Z		W	
BR																	
AN	X																
KL	X																
GS	X																
Z																	
W																	
	ACMX643 -Kipschuif grotere vaste kader max 6m -Set rail + guide pour fixe large max 6m -Satz schiene + Führung breite festfeld max 6m -Set bottom + guidetrack for large fixed panel max 6m	1	Stuk Pièce Stück Pièce	VL11 VL21	<table border="1"> <tr><td>BR</td><td></td></tr> <tr><td>AN</td><td>X</td></tr> <tr><td>KL</td><td></td></tr> <tr><td>GS</td><td></td></tr> <tr><td>Z</td><td></td></tr> <tr><td>W</td><td></td></tr> </table>	BR		AN	X	KL		GS		Z		W	
BR																	
AN	X																
KL																	
GS																	
Z																	
W																	
	ACMX644L -Kruk links kipschuif -Cremone gauche pour coulissant à translation -Getriebe links für Kipp-Schiebe -Left handle for tilt-slide	1	Stuk Pièce Stück Pièce	ACMX641 ACMX642 ACMX643 ACMX647 ACMX648	<table border="1"> <tr><td>BR</td><td>X</td></tr> <tr><td>AN</td><td>X</td></tr> <tr><td>KL</td><td>X</td></tr> <tr><td>GS</td><td>X</td></tr> <tr><td>Z</td><td></td></tr> <tr><td>W</td><td></td></tr> </table>	BR	X	AN	X	KL	X	GS	X	Z		W	
BR	X																
AN	X																
KL	X																
GS	X																
Z																	
W																	
	ACMX644R -Kruk rechts kipschuif -Cremone droite pour coulissant à translation -Getriebe rechts für Kipp-Schiebe -Right handle for tilt-slide	1	Stuk Pièce Stück Pièce	ACMX641 ACMX642 ACMX643 ACMX647 ACMX648	<table border="1"> <tr><td>BR</td><td>X</td></tr> <tr><td>AN</td><td>X</td></tr> <tr><td>KL</td><td>X</td></tr> <tr><td>GS</td><td>X</td></tr> <tr><td>Z</td><td></td></tr> <tr><td>W</td><td></td></tr> </table>	BR	X	AN	X	KL	X	GS	X	Z		W	
BR	X																
AN	X																
KL	X																
GS	X																
Z																	
W																	
	ACMX646 -Afsluitbare kruk kipschuif -Cremone verouillable pour coulissant à translation -Getriebe abschließbar für Kipp-Schiebe -Handle lockable for tilt-slide	1	Stuk Pièce Stück Pièce	ACMX641 ACMX642 ACMX643 ACMX647 ACMX648	<table border="1"> <tr><td>BR</td><td></td></tr> <tr><td>AN</td><td>X</td></tr> <tr><td>KL</td><td></td></tr> <tr><td>GS</td><td></td></tr> <tr><td>Z</td><td></td></tr> <tr><td>W</td><td></td></tr> </table>	BR		AN	X	KL		GS		Z		W	
BR																	
AN	X																
KL																	
GS																	
Z																	
W																	

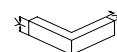
BR = BRUT - BRUT - ROH - BRUT
 AN (X) = ANODISATIE - ANODISE - ELOXIERT - ANODISED
 AN (■) = GELAKT - LAQUE - LACKIERT - LACQUERED -- RAL9006M
 KL = STANDAARDKLEUREN - COULEUR STANDARD - BASIS FARBEN - BASIC COLORS
 GS = GEMOFFELD SPECIAAL - LAQUE SPECIAL - SPECIALFARBE - SPECIAL COLOR
 Z = ZWART - NOIR - SCHWARZ - BLACK
 W = WIT - BLANC - WEISS - WHITE



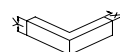
GEREEDSCHAP - OUTILLAGE
 WERKZEUG - TOOL



BEVESTIGING - FIXATION
 BEFESTIGUNG - FIXATION



	Verp. per Emb. par Pack pr. Pack pr.	Einheid Unit	Toepassing Application	Kleur Colour												
<p>ACMX647</p> <ul style="list-style-type: none"> -Kipschuifbeslag 4-delig 1280/2630 (stolpvl.) zonder kruk -Ferrure coulissante à transl. 4-parts 1280/2630 sans poignée -Kipp-Schiebe Beschlage 4-teilig 1280/2630 ohne Griff Stulpflügel -Tilt and slide fitting 4-parts 1280/2630 without handle 	1	Stuk Pièce Stück Pièce	VL11 VL21	<table border="1"> <tr><td>BR</td><td>X</td></tr> <tr><td>AN</td><td></td></tr> <tr><td>KL</td><td>X</td></tr> <tr><td>GS</td><td>X</td></tr> <tr><td>Z</td><td></td></tr> <tr><td>W</td><td></td></tr> </table>	BR	X	AN		KL	X	GS	X	Z		W	
BR	X															
AN																
KL	X															
GS	X															
Z																
W																
<p>ACMX648</p> <ul style="list-style-type: none"> -Kipschuif 4-delig 1880/3830 (stolpvl.) zonder kruk -Ferrure coulissante à transl. 4-parts 1880/3830 sans poignée -Kipp-Schiebe Beschlage 4-teilig 1880/3830 ohne Griff Stulpflügel -Tilt and slide fitting 4-parts 1880/3830 without handle 	1	Stuk Pièce Stück Pièce	VL11 VL21	<table border="1"> <tr><td>BR</td><td>X</td></tr> <tr><td>AN</td><td></td></tr> <tr><td>KL</td><td>X</td></tr> <tr><td>GS</td><td>X</td></tr> <tr><td>Z</td><td>X</td></tr> <tr><td>W</td><td></td></tr> </table>	BR	X	AN		KL	X	GS	X	Z	X	W	
BR	X															
AN																
KL	X															
GS	X															
Z	X															
W																
<p>ACMX851</p> <ul style="list-style-type: none"> -Konische pen 19mm -Goupille conique 19mm -Konische Stift 19mm -Conic pin 19mm 	48	Stuk Pièce Stück Pièce		<table border="1"> <tr><td>BR</td><td></td></tr> <tr><td>AN</td><td></td></tr> <tr><td>KL</td><td></td></tr> <tr><td>GS</td><td></td></tr> <tr><td>Z</td><td></td></tr> <tr><td>W</td><td></td></tr> </table>	BR		AN		KL		GS		Z		W	
BR																
AN																
KL																
GS																
Z																
W																
<p>ACMX852</p> <ul style="list-style-type: none"> -Schroef voor T-verbinders -Vis pour assemblage T -Schraube für T-Verbinder -Screw for connecting bracket 	48	Stuk Pièce Stück Pièce		<table border="1"> <tr><td>BR</td><td></td></tr> <tr><td>AN</td><td></td></tr> <tr><td>KL</td><td></td></tr> <tr><td>GS</td><td></td></tr> <tr><td>Z</td><td></td></tr> <tr><td>W</td><td></td></tr> </table>	BR		AN		KL		GS		Z		W	
BR																
AN																
KL																
GS																
Z																
W																
<p>ACMX853</p> <ul style="list-style-type: none"> -Schroefblokje 11mm -Clavet 11mm -Schraubeblock 11mm -Cleat tensioning block 11mm 	48	Stuk Pièce Stück Pièce		<table border="1"> <tr><td>BR</td><td></td></tr> <tr><td>AN</td><td></td></tr> <tr><td>KL</td><td></td></tr> <tr><td>GS</td><td></td></tr> <tr><td>Z</td><td></td></tr> <tr><td>W</td><td></td></tr> </table>	BR		AN		KL		GS		Z		W	
BR																
AN																
KL																
GS																
Z																
W																



		Verp. per Emb. par Pack pr. Pack pr.	Eenheid Unité Einheit Unit	Toepassing Application Anwendung Application	Kleur Couleur Farbe Color												
	ACMX860 -DIN965 M5X75 -DIN965 M5X75 -DIN965 M5X75 -DIN965 M5X75	1	Stuk Pièce Stück Pièce	ACFA120	<table border="1"> <tr><td>BR</td><td>X</td></tr> <tr><td>AN</td><td></td></tr> <tr><td>KL</td><td>X</td></tr> <tr><td>GS</td><td>X</td></tr> <tr><td>Z</td><td>X</td></tr> <tr><td>W</td><td></td></tr> </table>	BR	X	AN		KL	X	GS	X	Z	X	W	
BR	X																
AN																	
KL	X																
GS	X																
Z	X																
W																	
	ACMX900 -Basispakket kipraam min. H=400mm -Paquet de base tombant int. min. H=400mm -Pakket Kippflügel min. H=400mm -Set hopper window min. H=400mm	1	Stuk Pièce Stück Pièce	VL10 VL11	<table border="1"> <tr><td>BR</td><td></td></tr> <tr><td>AN</td><td></td></tr> <tr><td>KL</td><td></td></tr> <tr><td>GS</td><td></td></tr> <tr><td>Z</td><td>X</td></tr> <tr><td>W</td><td>X</td></tr> </table>	BR		AN		KL		GS		Z	X	W	X
BR																	
AN																	
KL																	
GS																	
Z	X																
W	X																
	ACMX901 -Boormal -Calibre -Bohrschablone -Boring jig set	1	Stuk Pièce Stück Pièce	ACMX900	<table border="1"> <tr><td>BR</td><td></td></tr> <tr><td>AN</td><td></td></tr> <tr><td>KL</td><td></td></tr> <tr><td>GS</td><td></td></tr> <tr><td>Z</td><td></td></tr> <tr><td>W</td><td></td></tr> </table>	BR		AN		KL		GS		Z		W	
BR																	
AN																	
KL																	
GS																	
Z																	
W																	
	ACMX01601 -Halve cilinder 30 -Demi cylindre 30 -Halbzylinder 30 -Half cylinder 30	1	Stuk Pièce Stück Pièce	VL21 VL22 VL24 VL25 ACMX208	<table border="1"> <tr><td>BR</td><td></td></tr> <tr><td>AN</td><td></td></tr> <tr><td>KL</td><td></td></tr> <tr><td>GS</td><td></td></tr> <tr><td>Z</td><td></td></tr> <tr><td>W</td><td></td></tr> </table>	BR		AN		KL		GS		Z		W	
BR																	
AN																	
KL																	
GS																	
Z																	
W																	
	ACMX01611 -Cilinder 30-40 -Cylindre 30-40 -Zylinder 30-40 -Cylinder 30-40	1	Stuk Pièce Stück Pièce	VL24 VL25 ACMX208	<table border="1"> <tr><td>BR</td><td></td></tr> <tr><td>AN</td><td></td></tr> <tr><td>KL</td><td></td></tr> <tr><td>GS</td><td></td></tr> <tr><td>Z</td><td></td></tr> <tr><td>W</td><td></td></tr> </table>	BR		AN		KL		GS		Z		W	
BR																	
AN																	
KL																	
GS																	
Z																	
W																	

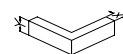
BR = BRUT - BRUT - ROH - BRUT
 AN (X) = ANODISATIE - ANODISE - ELOXIERT - ANODISED
 AN (■) = GELAKT - LAQUE - LACKIERT - LACQUERED -- RAL9006M
 KL = STANDAARDKLEUREN - COULEUR STANDARD - BASIS FARBEN - BASIC COLORS
 GS = GEMOFFELD SPECIAAL - LAQUE SPECIAL - SPECIALFARBE - SPECIAL COLOR
 Z = ZWART - NOIR - SCHWARZ - BLACK
 W = WIT - BLANC - WEISS - WHITE




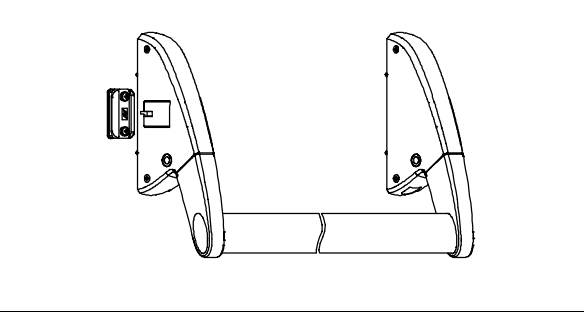
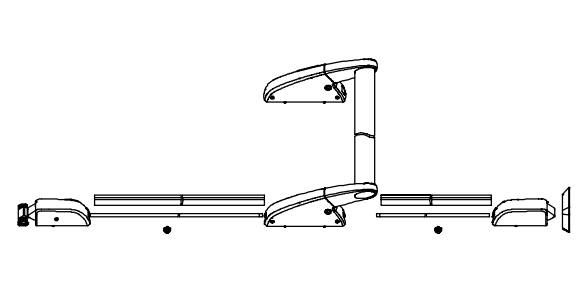


GEREEDSCHAP - OUTILLAGE
WERKZEUG - TOOL

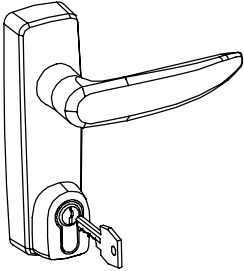
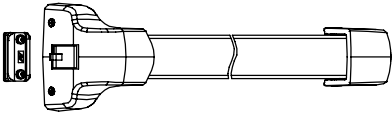
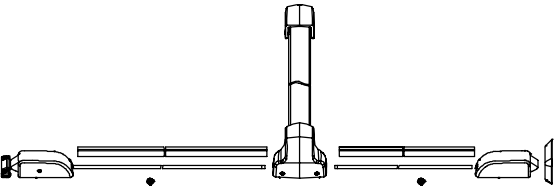




BEVESTIGING - FIXATION
BEFESTIGUNG - FIXATION



	Verp. per Emb. par Pack pr.	Einheid Unit	Toepassing Application Anwendung	Kleur Couleur Farbe Color												
 <p>ACMX01612 -Cilinder 30-45 -Cylindre 30-45 -Zylinder 30-45 -Cylinder 30-45</p>	1	Stuk Pièce Stück Piece	VL21 IN023 IN024 ACMX208	<table border="1"> <tr><td>BR</td><td></td></tr> <tr><td>AN</td><td></td></tr> <tr><td>KL</td><td></td></tr> <tr><td>GS</td><td></td></tr> <tr><td>Z</td><td></td></tr> <tr><td>W</td><td></td></tr> </table>	BR		AN		KL		GS		Z		W	
BR																
AN																
KL																
GS																
Z																
W																
 <p>ACMX01613 -Cilinder 30-55 -Cylindre 30-55 -Zylinder 30-55 -Cylinder 30-55</p>	1	Stuk Pièce Stück Piece	VL22 ACVL128 ACVL129	<table border="1"> <tr><td>BR</td><td></td></tr> <tr><td>AN</td><td></td></tr> <tr><td>KL</td><td></td></tr> <tr><td>GS</td><td></td></tr> <tr><td>Z</td><td></td></tr> <tr><td>W</td><td></td></tr> </table>	BR		AN		KL		GS		Z		W	
BR																
AN																
KL																
GS																
Z																
W																
 <p>ACMX01617 -Cilinder 35-45 -Cylindre 35-45 -Zylinder 35-45 -Cylinder 35-45</p>	1	Stuk Pièce Stück Piece	VL24 VL25 ACVL128 ACVL129	<table border="1"> <tr><td>BR</td><td></td></tr> <tr><td>AN</td><td></td></tr> <tr><td>KL</td><td></td></tr> <tr><td>GS</td><td></td></tr> <tr><td>Z</td><td></td></tr> <tr><td>W</td><td></td></tr> </table>	BR		AN		KL		GS		Z		W	
BR																
AN																
KL																
GS																
Z																
W																
 <p>ACMX0505 -Horizontaal paniekslot Bernini -Serrure anti-panique horizontale Bernini -Horizontales Panikschloss Bernini -Horizontal panic latch Bernini</p> <p>grijs - gris - grau - grey</p>	1	Stuk Pièce Stück Piece	VL14 VL25 links of rechts gauche ou droite links oder rechts left or right	<table border="1"> <tr><td>BR</td><td></td></tr> <tr><td>AN</td><td></td></tr> <tr><td>KL</td><td></td></tr> <tr><td>GS</td><td></td></tr> <tr><td>Z</td><td></td></tr> <tr><td>W</td><td></td></tr> </table>	BR		AN		KL		GS		Z		W	
BR																
AN																
KL																
GS																
Z																
W																
 <p>ACMX05052 -Vertikaal paniekslot Bernini -Serrure anti-panique verticale Bernini -Vertikales Panikschloss Bernini -Vertical panic latch Bernini</p> <p>grijs - gris - grau - grey</p>	1	Stuk Pièce Stück Piece	VL14 VL25 links of rechts gauche ou droite links oder rechts left or right	<table border="1"> <tr><td>BR</td><td></td></tr> <tr><td>AN</td><td></td></tr> <tr><td>KL</td><td></td></tr> <tr><td>GS</td><td></td></tr> <tr><td>Z</td><td></td></tr> <tr><td>W</td><td></td></tr> </table>	BR		AN		KL		GS		Z		W	
BR																
AN																
KL																
GS																
Z																
W																



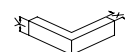
	Verp. per Emb. par Pack pr. Pack pr.	Eenheid Unité Einheit Unit	Toepassing Application Anwendung Application	Kleur Couleur Farbe Color												
 <p>ACMX05054</p> <p>-Kruk antipaniekslot met cilinder -Bequille pour serrure anti-panique avec cylindre -Griff mit Zylinder für Panikschloss -Doorhandle for panic exit device with cylinder</p> <p>grijs - gris - grau - grey</p>	1	Stuk Pièce Stück Piece	ACMX05050 ACMX05052 ACMX05060 ACMX05062 links of gauche ou droite links oder rechts left or right	<table border="1"> <tr><td>BR</td><td></td></tr> <tr><td>AN</td><td></td></tr> <tr><td>KL</td><td></td></tr> <tr><td>GS</td><td></td></tr> <tr><td>Z</td><td></td></tr> <tr><td>W</td><td></td></tr> </table>	BR		AN		KL		GS		Z		W	
BR																
AN																
KL																
GS																
Z																
W																
 <p>ACMX05060</p> <p>-Horizontaal paniekslot Cellini -Serrure anti-panique horizontale Cellini -Horizontales Panikschloss Cellini -Horizontal panic latch Cellini</p> <p>grijs - gris - grau - grey</p>	1	Stuk Pièce Stück Piece	VL14 VL25 links of rechts gauche ou droite links oder rechts left or right	<table border="1"> <tr><td>BR</td><td></td></tr> <tr><td>AN</td><td></td></tr> <tr><td>KL</td><td></td></tr> <tr><td>GS</td><td></td></tr> <tr><td>Z</td><td></td></tr> <tr><td>W</td><td></td></tr> </table>	BR		AN		KL		GS		Z		W	
BR																
AN																
KL																
GS																
Z																
W																
 <p>ACMX05062</p> <p>-Vertikaal paniekslot Cellini -Serrure anti-panique verticale Cellini -Vertikales Panikschloss Cellini -Vertical panic latch Cellini</p> <p>grijs - gris - grau - grey</p>	1	Stuk Pièce Stück Piece	VL14 VL25 links of rechts gauche ou droite links oder rechts left or right	<table border="1"> <tr><td>BR</td><td></td></tr> <tr><td>AN</td><td></td></tr> <tr><td>KL</td><td></td></tr> <tr><td>GS</td><td></td></tr> <tr><td>Z</td><td></td></tr> <tr><td>W</td><td></td></tr> </table>	BR		AN		KL		GS		Z		W	
BR																
AN																
KL																
GS																
Z																
W																
 <p>ACMX08205</p> <p>-Zeskantsleutel 2mm -Clé à six pans 2mm -Sechskantschlüssel 2mm -T-handle hexagon-key 2mm</p>	1	Stuk Pièce Stück Piece		<table border="1"> <tr><td>BR</td><td></td></tr> <tr><td>AN</td><td></td></tr> <tr><td>KL</td><td></td></tr> <tr><td>GS</td><td></td></tr> <tr><td>Z</td><td></td></tr> <tr><td>W</td><td></td></tr> </table>	BR		AN		KL		GS		Z		W	
BR																
AN																
KL																
GS																
Z																
W																
 <p>ACMX09700</p> <p>-Alu-polish -Alu-polish -Alu-polish -Alu-polish</p> <p>750ml</p>	1	Stuk Pièce Stück Piece		<table border="1"> <tr><td>BR</td><td></td></tr> <tr><td>AN</td><td></td></tr> <tr><td>KL</td><td></td></tr> <tr><td>GS</td><td></td></tr> <tr><td>Z</td><td></td></tr> <tr><td>W</td><td></td></tr> </table>	BR		AN		KL		GS		Z		W	
BR																
AN																
KL																
GS																
Z																
W																

BR = BRUT - BRUT - ROH - BRUT
AN (X) = ANODISATIE - ANODISE - ELOXIERT - ANODISED
AN (■) = GELAKT - LAQUE - LACKIERT - LACQUERED -- RAL9006M
KL = STANDAARDKLEUREN - COULEUR STANDARD - BASIS FARBEN - BASIC COLORS
GS = GEMOFFELD SPECIAAL - LAQUE SPECIAL - SPECIALFARBE - SPECIAL COLOR
Z = ZWART - NOIR - SCHWARZ - BLACK
W = WIT - BLANC - WEISS - WHITE

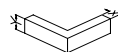


GEREEDSCHAP - OUTILLAGE
WERKZEUG - TOOL

BEVESTIGING - FIXATION
BEFESTIGUNG - FIXATION



	Verp. per Emb. par Pack pr.	Einheid Unité Einheit Unit	Toepassing Application Anwendung Application	Kleur Couleur Farbe Color												
 <p>ACMX09761 -Maxi-gloss -Maxi-gloss -Maxi-gloss -Maxi-gloss 500ml</p>	1	Stuk Pièce Stück Pièce		<table border="1"> <tr><td>BR</td><td></td></tr> <tr><td>AN</td><td></td></tr> <tr><td>KL</td><td></td></tr> <tr><td>GS</td><td></td></tr> <tr><td>Z</td><td></td></tr> <tr><td>W</td><td></td></tr> </table>	BR		AN		KL		GS		Z		W	
BR																
AN																
KL																
GS																
Z																
W																
 <p>ACMX09762 -Periodi-clean -Periodi-clean -Periodi-clean -Periodi-clean 500ml</p>	1	Stuk Pièce Stück Pièce		<table border="1"> <tr><td>BR</td><td></td></tr> <tr><td>AN</td><td></td></tr> <tr><td>KL</td><td></td></tr> <tr><td>GS</td><td></td></tr> <tr><td>Z</td><td></td></tr> <tr><td>W</td><td></td></tr> </table>	BR		AN		KL		GS		Z		W	
BR																
AN																
KL																
GS																
Z																
W																
 <p>ACMX09763 -Teflon spray -Teflon spray -Teflon spray -Teflon spray 400ml</p>	1	Stuk Pièce Stück Pièce		<table border="1"> <tr><td>BR</td><td></td></tr> <tr><td>AN</td><td></td></tr> <tr><td>KL</td><td></td></tr> <tr><td>GS</td><td></td></tr> <tr><td>Z</td><td></td></tr> <tr><td>W</td><td></td></tr> </table>	BR		AN		KL		GS		Z		W	
BR																
AN																
KL																
GS																
Z																
W																
 <p>ACMX09764 -Maxi-cleaner -Maxi-cleaner -Maxi-cleaner -Maxi-cleaner 500ml</p>	1	Stuk Pièce Stück Pièce		<table border="1"> <tr><td>BR</td><td></td></tr> <tr><td>AN</td><td></td></tr> <tr><td>KL</td><td></td></tr> <tr><td>GS</td><td></td></tr> <tr><td>Z</td><td></td></tr> <tr><td>W</td><td></td></tr> </table>	BR		AN		KL		GS		Z		W	
BR																
AN																
KL																
GS																
Z																
W																
 <p>ACMX09765 -Glue-cleaner -Glue-cleaner -Glue-cleaner -Glue-cleaner 500ml</p>	1	Stuk Pièce Stück Pièce		<table border="1"> <tr><td>BR</td><td></td></tr> <tr><td>AN</td><td></td></tr> <tr><td>KL</td><td></td></tr> <tr><td>GS</td><td></td></tr> <tr><td>Z</td><td></td></tr> <tr><td>W</td><td></td></tr> </table>	BR		AN		KL		GS		Z		W	
BR																
AN																
KL																
GS																
Z																
W																



		Verp. per Emb. par Pack pr. Pack pr.	Eenheid Unité Einheit Unit	Toepassing Application Anwendung Application	Kleur Couleur Farbe Color												
	ACMX09766 -Surface activator -Surface activator -Surface activator -Surface activator 1l	1	Stuk Pièce Stück Pièce		<table border="1"> <tr><td>BR</td><td></td></tr> <tr><td>AN</td><td></td></tr> <tr><td>KL</td><td></td></tr> <tr><td>GS</td><td></td></tr> <tr><td>Z</td><td></td></tr> <tr><td>W</td><td></td></tr> </table>	BR		AN		KL		GS		Z		W	
BR																	
AN																	
KL																	
GS																	
Z																	
W																	
	ACMX09767 -Anti-stone opgepast voor natuursteen en metselwerk attention pour pierre de taille et maçonnerie achtung für Naturstein und Mauerwerk attention for natural stone and bricklaying 500ml	1	Stuk Pièce Stück Pièce		<table border="1"> <tr><td>BR</td><td></td></tr> <tr><td>AN</td><td></td></tr> <tr><td>KL</td><td></td></tr> <tr><td>GS</td><td></td></tr> <tr><td>Z</td><td></td></tr> <tr><td>W</td><td></td></tr> </table>	BR		AN		KL		GS		Z		W	
BR																	
AN																	
KL																	
GS																	
Z																	
W																	
	ACMX09770 -Rol andywrap 100mm -Rouleau andywrap 100mm -Rolle andywrap 100mm -Roll andywrap 100mm	150	m		<table border="1"> <tr><td>BR</td><td></td></tr> <tr><td>AN</td><td></td></tr> <tr><td>KL</td><td></td></tr> <tr><td>GS</td><td></td></tr> <tr><td>Z</td><td></td></tr> <tr><td>W</td><td></td></tr> </table>	BR		AN		KL		GS		Z		W	
BR																	
AN																	
KL																	
GS																	
Z																	
W																	
	ACMX09775 -Houder andywrap -Manche andywrap -Halter andywrap -Grip andywrap	1	Stuk Pièce Stück Pièce		<table border="1"> <tr><td>BR</td><td></td></tr> <tr><td>AN</td><td></td></tr> <tr><td>KL</td><td></td></tr> <tr><td>GS</td><td></td></tr> <tr><td>Z</td><td></td></tr> <tr><td>W</td><td></td></tr> </table>	BR		AN		KL		GS		Z		W	
BR																	
AN																	
KL																	
GS																	
Z																	
W																	
	ACMX09801 -Beschermtape 50mm (500m) -Tape de protection 50mm (500m) -Schutz klebeband 50mm (500m) -Protective tape 50mm (500m)	1	Stuk Pièce Stück Pièce		<table border="1"> <tr><td>BR</td><td></td></tr> <tr><td>AN</td><td></td></tr> <tr><td>KL</td><td></td></tr> <tr><td>GS</td><td></td></tr> <tr><td>Z</td><td></td></tr> <tr><td>W</td><td></td></tr> </table>	BR		AN		KL		GS		Z		W	
BR																	
AN																	
KL																	
GS																	
Z																	
W																	

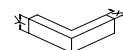
BR = BRUT - BRUT - ROH - BRUT
AN (X) = ANODISATIE - ANODISE - ELOXIERT - ANODISED
AN (■) = GELAKT - LAQUE - LACKIERT - LACQUERED -- RAL9006M
KL = STANDAARDKLEUREN - COULEUR STANDARD - BASIS FARBEN - BASIC COLORS
GS = GEMOFFELD SPECIAAL - LAQUE SPECIAL - SPECIALFARBE - SPECIAL COLOR
Z = ZWART - NOIR - SCHWARZ - BLACK
W = WIT - BLANC - WEISS - WHITE


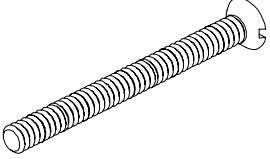


GEREEDSCHAP - OUTILLAGE
WERKZEUG - TOOL



BEVESTIGING - FIXATION
BEFESTIGUNG - FIXATION





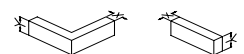
	Verp. per Emb. par Pack pr. Pack pr.	Einheid Unit	Toepassing Application	Kleur Couleur												
 <p>ACMX09802 -Beschermtape 70mm (500m) -Tape de protection 70mm (500m) -Schutz klebeband 70mm (500m) -Protective tape 70mm (500m)</p>	1	Stuk Pièce Stück Pièce		<table border="1"> <tr><td>BR</td><td></td></tr> <tr><td>AN</td><td></td></tr> <tr><td>KL</td><td></td></tr> <tr><td>GS</td><td></td></tr> <tr><td>Z</td><td></td></tr> <tr><td>W</td><td></td></tr> </table>	BR		AN		KL		GS		Z		W	
BR																
AN																
KL																
GS																
Z																
W																
 <p>ACMX09803 -Beschermtape 100mm (500m) -Tape de protection 100mm (500m) -Schutz klebeband 100mm (500m) -Protective tape 100mm (500m)</p>	1	Stuk Pièce Stück Pièce		<table border="1"> <tr><td>BR</td><td></td></tr> <tr><td>AN</td><td></td></tr> <tr><td>KL</td><td></td></tr> <tr><td>GS</td><td></td></tr> <tr><td>Z</td><td></td></tr> <tr><td>W</td><td></td></tr> </table>	BR		AN		KL		GS		Z		W	
BR																
AN																
KL																
GS																
Z																
W																
 <p>ACMX09804 -Beschermtape 35mm (500m) -Tape de protection 35mm (500m) -Schutz klebeband 35mm (500m) -Protective tape 35mm (500m)</p>	1	Stuk Pièce Stück Pièce		<table border="1"> <tr><td>BR</td><td></td></tr> <tr><td>AN</td><td></td></tr> <tr><td>KL</td><td></td></tr> <tr><td>GS</td><td></td></tr> <tr><td>Z</td><td></td></tr> <tr><td>W</td><td></td></tr> </table>	BR		AN		KL		GS		Z		W	
BR																
AN																
KL																
GS																
Z																
W																
 <p>ACMX09830 -Kleefstof voor EPDM-rubbers -Colle pour EPDM-caoutchouc -Dichtmasse + klebestoff EPDM gummi -Gum for EPDM-rubber</p>	1	Stuk Pièce Stück Pièce		<table border="1"> <tr><td>BR</td><td></td></tr> <tr><td>AN</td><td></td></tr> <tr><td>KL</td><td></td></tr> <tr><td>GS</td><td></td></tr> <tr><td>Z</td><td>X</td></tr> <tr><td>W</td><td></td></tr> </table>	BR		AN		KL		GS		Z	X	W	
BR																
AN																
KL																
GS																
Z	X															
W																
 <p>ACSG070 -Schroef DIN 965 M5X65 INOX A2 -VIS DIN 965 M5X65 INOX A2 -SCHRAUBE DIN 965 M5X65 INOX A2 -SCREW DIN 965 M5X65 INOX A2</p>	1	Stuk Pièce Stück Pièce		<table border="1"> <tr><td>BR</td><td></td></tr> <tr><td>AN</td><td></td></tr> <tr><td>KL</td><td></td></tr> <tr><td>GS</td><td></td></tr> <tr><td>Z</td><td></td></tr> <tr><td>W</td><td></td></tr> </table>	BR		AN		KL		GS		Z		W	
BR																
AN																
KL																
GS																
Z																
W																

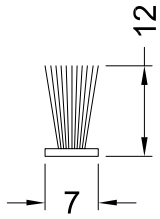
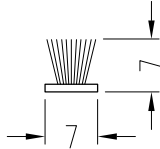
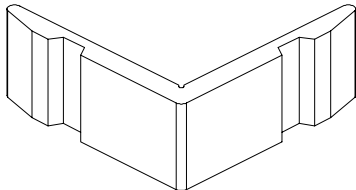
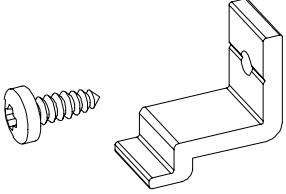
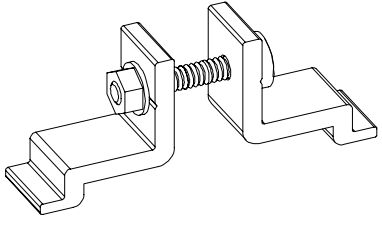


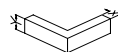
		Verp. per Emb. par Pack pr. Pack pr.	Eenheid Unité Einheit Unit	Toepassing Application Anwendung Application	Kleur Couleur Farbe Color												
	ACSG517 -Cilinder inbraakwerend 35/45 -Cylindre pour anti effraction 35/45 -Zylinder für einbruchhemmend 35/45 -Cylinder for burglary proof 35/45	1	Stuk Pièce Stück Pièce	ACVL515	<table border="1"> <tr><td>BR</td><td></td></tr> <tr><td>AN</td><td></td></tr> <tr><td>KL</td><td></td></tr> <tr><td>GS</td><td></td></tr> <tr><td>Z</td><td></td></tr> <tr><td>W</td><td></td></tr> </table>	BR		AN		KL		GS		Z		W	
BR																	
AN																	
KL																	
GS																	
Z																	
W																	
	ACSIL04 -Afdichtingslijmkit voor versteknaden -Joint d'étanchéité pour onglets -Leim für abdichtung -Sealingglue	1	Stuk Pièce Stück Pièce		<table border="1"> <tr><td>BR</td><td></td></tr> <tr><td>AN</td><td></td></tr> <tr><td>KL</td><td></td></tr> <tr><td>GS</td><td></td></tr> <tr><td>Z</td><td>X</td></tr> <tr><td>W</td><td>X</td></tr> </table>	BR		AN		KL		GS		Z	X	W	X
BR																	
AN																	
KL																	
GS																	
Z	X																
W	X																
	ACSIL08 -Siliconenpomp -Pistolet doseur pour les tubes silicones -Handkartuschenpistole für die verarbeitung von silikone und leime -Silicone gun	1	Stuk Pièce Stück Pièce		<table border="1"> <tr><td>BR</td><td></td></tr> <tr><td>AN</td><td></td></tr> <tr><td>KL</td><td></td></tr> <tr><td>GS</td><td></td></tr> <tr><td>Z</td><td></td></tr> <tr><td>W</td><td></td></tr> </table>	BR		AN		KL		GS		Z		W	
BR																	
AN																	
KL																	
GS																	
Z																	
W																	
	ACSIL013 -Lijm voor verstekhoek -Colle pour onglet -Kleber für gehrung -Glue for mitre	1	Stuk Pièce Stück Pièce		<table border="1"> <tr><td>BR</td><td></td></tr> <tr><td>AN</td><td></td></tr> <tr><td>KL</td><td></td></tr> <tr><td>GS</td><td></td></tr> <tr><td>Z</td><td></td></tr> <tr><td>W</td><td></td></tr> </table>	BR		AN		KL		GS		Z		W	
BR																	
AN																	
KL																	
GS																	
Z																	
W																	
	ACSIL014 -Anticorro - beschermingsproduct -Anticorro - produit de protection -Anticorro - schutzprodukt -Anticorro - protection product 500ml	1	Stuk Pièce Stück Pièce		<table border="1"> <tr><td>BR</td><td></td></tr> <tr><td>AN</td><td></td></tr> <tr><td>KL</td><td></td></tr> <tr><td>GS</td><td></td></tr> <tr><td>Z</td><td></td></tr> <tr><td>W</td><td></td></tr> </table>	BR		AN		KL		GS		Z		W	
BR																	
AN																	
KL																	
GS																	
Z																	
W																	

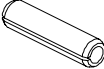

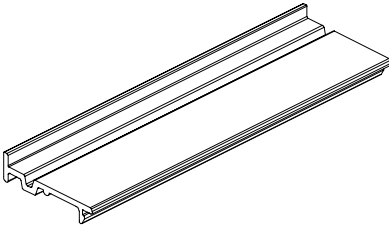
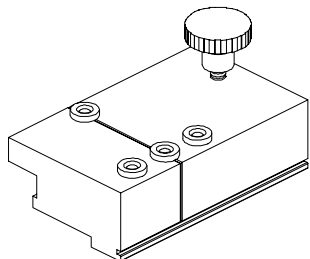
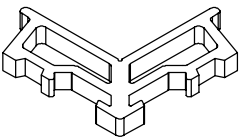
BR = BRUT - BRUT - ROH - BRUT
AN (X) = ANODISATIE - ANODISE - ELOXIERT - ANODISED
AN (■) = GELAKT - LAQUE - LACKIERT - LACQUERED -- RAL9006M
KL = STANDAARDKLEUREN - COULEUR STANDARD - BASIS FARBEN - BASIC COLORS
GS = GEMOFFELD SPECIAAL - LAQUE SPECIAL - SPECIALFARBEN - SPECIAL COLOR
Z = ZWART - NOIR - SCHWARZ - BLACK
W = WIT - BLANC - WEISS - WHITE

 GEREEDSCHAP - OUTILLAGE
WERKZEUG - TOOL
 BEVESTIGING - FIXATION
BEFESTIGUNG - FIXATION



		Verp. per Emb. par Pack pr.	Einheid Unité Einheit Unit	Toepassing Application Anwendung Application	Kleur Couleur Farbe Color												
	<p>ACSR011</p> <ul style="list-style-type: none"> -Borstel -Brosse -Bürste -Brush 	100	m	IN074	<table border="1"> <tr><td>BR</td><td></td></tr> <tr><td>AN</td><td></td></tr> <tr><td>KL</td><td></td></tr> <tr><td>GS</td><td></td></tr> <tr><td>Z</td><td></td></tr> <tr><td>W</td><td></td></tr> </table>	BR		AN		KL		GS		Z		W	
BR																	
AN																	
KL																	
GS																	
Z																	
W																	
	<p>ACSR012A</p> <ul style="list-style-type: none"> -Borstel voor profiel -Brosse pour profil -Bürst für profil -Brush for profile 	100	m		<table border="1"> <tr><td>BR</td><td>X</td></tr> <tr><td>AN</td><td></td></tr> <tr><td>KL</td><td></td></tr> <tr><td>GS</td><td></td></tr> <tr><td>Z</td><td></td></tr> <tr><td>W</td><td></td></tr> </table>	BR	X	AN		KL		GS		Z		W	
BR	X																
AN																	
KL																	
GS																	
Z																	
W																	
 <p>X=7mm Y=27mm</p>	<p>ACST010B</p> <ul style="list-style-type: none"> -Pershoek voor binnenste kamer -Clame à presser pour chambre intérieure -Eckverbinder Stanzbar für innere kammer -Clamping corner for inside chamber 	1	Stuk Pièce Stück Pièce	ST130 ST330	<table border="1"> <tr><td>BR</td><td></td></tr> <tr><td>AN</td><td></td></tr> <tr><td>KL</td><td></td></tr> <tr><td>GS</td><td></td></tr> <tr><td>Z</td><td></td></tr> <tr><td>W</td><td></td></tr> </table>	BR		AN		KL		GS		Z		W	
BR																	
AN																	
KL																	
GS																	
Z																	
W																	
	<p>ACST030</p> <ul style="list-style-type: none"> -T-verbinding -Assemblage T -T-Verbinder -Connection bracket 	10	Stuk Pièce Stück Pièce	ST030 ST130 ST330	<table border="1"> <tr><td>BR</td><td></td></tr> <tr><td>AN</td><td></td></tr> <tr><td>KL</td><td></td></tr> <tr><td>GS</td><td></td></tr> <tr><td>Z</td><td></td></tr> <tr><td>W</td><td></td></tr> </table>	BR		AN		KL		GS		Z		W	
BR																	
AN																	
KL																	
GS																	
Z																	
W																	
	<p>ACST031</p> <ul style="list-style-type: none"> -T-verbinding -Assemblage T -T-Verbinder -Connection bracket 	10	Stuk Pièce Stück Pièce	ST030 ST130 ST330	<table border="1"> <tr><td>BR</td><td></td></tr> <tr><td>AN</td><td></td></tr> <tr><td>KL</td><td></td></tr> <tr><td>GS</td><td></td></tr> <tr><td>Z</td><td></td></tr> <tr><td>W</td><td></td></tr> </table>	BR		AN		KL		GS		Z		W	
BR																	
AN																	
KL																	
GS																	
Z																	
W																	



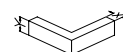
		Verp. per Emb. par Pack pr. Pack pr.	Eenheid Unité Einheit Unit	Toepassing Application Anwendung Application	Kleur Couleur Farbe Color												
	ACST032 -Spanbus -Goupille élastique -Spannstifte -Spring type straight pin slotted	100	Stuk Pièce Stück Pièce	ST030 ST130 ST330	<table border="1"> <tr><td>BR</td><td></td></tr> <tr><td>AN</td><td></td></tr> <tr><td>KL</td><td></td></tr> <tr><td>GS</td><td></td></tr> <tr><td>Z</td><td></td></tr> <tr><td>W</td><td></td></tr> </table>	BR		AN		KL		GS		Z		W	
BR																	
AN																	
KL																	
GS																	
Z																	
W																	
	ACST057 -Glassteun -Support cale de vitrage -Klotz-Auflage -Glazing support	1	Stuk Pièce Stück Pièce	ST030 ST130	<table border="1"> <tr><td>BR</td><td></td></tr> <tr><td>AN</td><td></td></tr> <tr><td>KL</td><td></td></tr> <tr><td>GS</td><td></td></tr> <tr><td>Z</td><td></td></tr> <tr><td>W</td><td></td></tr> </table>	BR		AN		KL		GS		Z		W	
BR																	
AN																	
KL																	
GS																	
Z																	
W																	
	ACST058 -Glassteun -Support cale de vitrage -Klotz-Auflage -Glazing support	1	Stuk Pièce Stück Pièce	ST330	<table border="1"> <tr><td>BR</td><td></td></tr> <tr><td>AN</td><td></td></tr> <tr><td>KL</td><td></td></tr> <tr><td>GS</td><td></td></tr> <tr><td>Z</td><td></td></tr> <tr><td>W</td><td></td></tr> </table>	BR		AN		KL		GS		Z		W	
BR																	
AN																	
KL																	
GS																	
Z																	
W																	
	ACST900 -Boormal -Calibre -Bohrschablone -Boring jig set	1	Stuk Pièce Stück Pièce	ST030 ST330	<table border="1"> <tr><td>BR</td><td></td></tr> <tr><td>AN</td><td></td></tr> <tr><td>KL</td><td></td></tr> <tr><td>GS</td><td></td></tr> <tr><td>Z</td><td></td></tr> <tr><td>W</td><td></td></tr> </table>	BR		AN		KL		GS		Z		W	
BR																	
AN																	
KL																	
GS																	
Z																	
W																	
 X=25mm Y=7mm	ACTL012A -Pershoek voor buitenste kamer -Clame à presser pour chambre extérieure -Eckverbinder Stanzbar für aussere Kammer -Clamping corner for outside chamber	1 48	Stuk Pièce Stück Pièce	TL023	<table border="1"> <tr><td>BR</td><td></td></tr> <tr><td>AN</td><td></td></tr> <tr><td>KL</td><td></td></tr> <tr><td>GS</td><td></td></tr> <tr><td>Z</td><td></td></tr> <tr><td>W</td><td></td></tr> </table>	BR		AN		KL		GS		Z		W	
BR																	
AN																	
KL																	
GS																	
Z																	
W																	

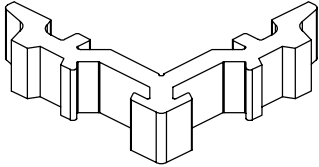
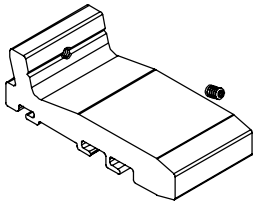
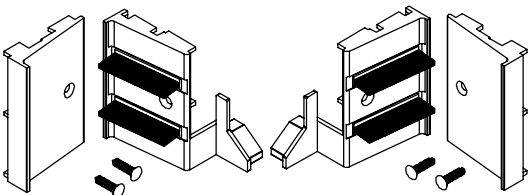



BR = BRUT - BRUT - ROH - BRUT
 AN (X) = ANODISATIE - ANODISE - ELOXIERT - ANODISED
 AN (■) = GELAKT - LAQUE - LACKIERT - LACQUERED -- RAL9006M
 KL = STANDAARDKLEUREN - COULEUR STANDARD - BASIS FARBEN - BASIC COLORS
 GS = GEMOFFELD SPECIAAL - LAQUE SPECIAL - SPECIALFARBE - SPECIAL COLOR
 Z = ZWART - NOIR - SCHWARZ - BLACK
 W = WIT - BLANC - WEISS - WHITE

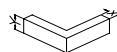







GEREEDSCHAP - OUTILLAGE
WERKZEUG - TOOL

BEVESTIGING - FIXATION
BEFESTIGUNG - FIXATION



		Verp. per Emb. par Pack pr.	Einheid Unité Einheit Unit	Toepassing Application Anwendung Application	Kleur Couleur Farbe Color											
 <p>ACTL023</p> <ul style="list-style-type: none"> -Pershoek voor buitenste kamer -Clame à presser pour chambre extérieure -Eckverbinder Stanzbar für aussere kammer -Clamping corner for outside chamber <p>X=15mm Y=15mm</p>	1	Stuk Pièce Stück Piece	TL044	<table border="1"> <tr><td>BR</td><td></td></tr> <tr><td>AN</td><td></td></tr> <tr><td>KL</td><td></td></tr> <tr><td>GS</td><td></td></tr> <tr><td>Z</td><td></td></tr> <tr><td>W</td><td></td></tr> </table>	BR		AN		KL		GS		Z		W	
BR																
AN																
KL																
GS																
Z																
W																
 <p>ACTL027A</p> <ul style="list-style-type: none"> -T-verbinding voor buitenste kamer -Assemblage T pour chambre extérieure -T-Verbinder für aussere Kammer -Connection bracket for outside chamber <p>X=37mm Y=8mm</p>	1	Stuk Pièce Stück Piece	TL032	<table border="1"> <tr><td>BR</td><td></td></tr> <tr><td>AN</td><td></td></tr> <tr><td>KL</td><td></td></tr> <tr><td>GS</td><td></td></tr> <tr><td>Z</td><td></td></tr> <tr><td>W</td><td></td></tr> </table>	BR		AN		KL		GS		Z		W	
BR																
AN																
KL																
GS																
Z																
W																
 <p>ACTL443</p> <ul style="list-style-type: none"> -Sluitstukje voor enkele deur -Pièce d'étanchéité pour porte simple -Türabschluss für 1 Flügel -Closer section for single door <p> ACVG65 / ACVL150</p>	1	Set	TL023	<table border="1"> <tr><td>BR</td><td></td></tr> <tr><td>AN</td><td></td></tr> <tr><td>KL</td><td></td></tr> <tr><td>GS</td><td></td></tr> <tr><td>Z</td><td></td></tr> <tr><td>W</td><td></td></tr> </table>	BR		AN		KL		GS		Z		W	
BR																
AN																
KL																
GS																
Z																
W																
 <p>ACUN020</p> <ul style="list-style-type: none"> -Klembaar verstekhoekje -Equerre avec fonction de serrage -Eckverbinding mit sperrfunktion -Alignment corner with locking function 	10	Stuk Pièce Stück Piece	VL10 VL11 VL17 VL18 VL19	<table border="1"> <tr><td>BR</td><td></td></tr> <tr><td>AN</td><td></td></tr> <tr><td>KL</td><td></td></tr> <tr><td>GS</td><td></td></tr> <tr><td>Z</td><td></td></tr> <tr><td>W</td><td></td></tr> </table>	BR		AN		KL		GS		Z		W	
BR																
AN																
KL																
GS																
Z																
W																
 <p>ACUN060</p> <ul style="list-style-type: none"> -Afgerond alu glaslathoekje -Angle pour parclose arrondi en aluminium -Afgerundete bördelnde glasecke in aluminium -Aluminium rounded glass beading corner 	20	Stuk Pièce Stück Piece	VL161 VL163 VL164 VL166 VL66 IP066	<table border="1"> <tr><td>BR</td><td>X</td></tr> <tr><td>AN</td><td></td></tr> <tr><td>KL</td><td></td></tr> <tr><td>GS</td><td>X</td></tr> <tr><td>Z</td><td></td></tr> <tr><td>W</td><td>X</td></tr> </table>	BR	X	AN		KL		GS	X	Z		W	X
BR	X															
AN																
KL																
GS	X															
Z																
W	X															



		Verp. per Emb. par Pack pr. Pack pr.	Eenheid Unité Einheit Unit	Toepassing Application Anwendung Application	Kleur Couleur Farbe Color												
	ACUN402 -Deurscharnier 70.5mm -Paumelle de porte 70.5mm -Türband 70.5mm -Door hinge 70.5mm	1	Stuk Pièce Stück Piece	VL15 + VL24 VL14 + VL25	<table border="1"> <tr><td>BR</td><td></td></tr> <tr><td>AN</td><td>X</td></tr> <tr><td>KL</td><td>X</td></tr> <tr><td>GS</td><td>X</td></tr> <tr><td>Z</td><td></td></tr> <tr><td>W</td><td></td></tr> </table>	BR		AN	X	KL	X	GS	X	Z		W	
BR																	
AN	X																
KL	X																
GS	X																
Z																	
W																	
	ACUN412 -Boormal -gabarit de perage -Bohrschablone -Drilling jig	1	Stuk Pièce Stück Piece	ACUN402	<table border="1"> <tr><td>BR</td><td></td></tr> <tr><td>AN</td><td></td></tr> <tr><td>KL</td><td></td></tr> <tr><td>GS</td><td></td></tr> <tr><td>Z</td><td></td></tr> <tr><td>W</td><td></td></tr> </table>	BR		AN		KL		GS		Z		W	
BR																	
AN																	
KL																	
GS																	
Z																	
W																	
	ACVG31 -Beglazingsrubber buiten 3mm -Joint de vitrage extérieur 3mm -Glasanlage-dichtung 3mm -Glazing gasket outside 3mm	200	m	VL10 VL11 VL20 VL21 VL22 VL23 VL24 VL30 VL31 VL34 VL40	<table border="1"> <tr><td>BR</td><td></td></tr> <tr><td>AN</td><td></td></tr> <tr><td>KL</td><td></td></tr> <tr><td>GS</td><td></td></tr> <tr><td>Z</td><td></td></tr> <tr><td>W</td><td></td></tr> </table>	BR		AN		KL		GS		Z		W	
BR																	
AN																	
KL																	
GS																	
Z																	
W																	
	ACVG31N -Beglazingsrubber buiten 3mm ronddraaiend -Joint de vitrage extérieur 3mm tournant -Glasanlage-dichtung 3mm herumdrehend -Glazing gasket outside 3mm rotated	200	m	VL10 VL11 VL20 VL21 VL22 VL23 VL24 VL30 VL31 VL34 VL40	<table border="1"> <tr><td>BR</td><td></td></tr> <tr><td>AN</td><td></td></tr> <tr><td>KL</td><td></td></tr> <tr><td>GS</td><td></td></tr> <tr><td>Z</td><td></td></tr> <tr><td>W</td><td></td></tr> </table>	BR		AN		KL		GS		Z		W	
BR																	
AN																	
KL																	
GS																	
Z																	
W																	
	ACVG32 -Beglazingsrubber 3mm -Joint de vitrage 3mm -Glasdichtung 3mm -Glazing gasket 3mm	100	m	VL61 VL62 VL63 VL64 VL65 VL66 VL610 VL611 VL640	<table border="1"> <tr><td>BR</td><td></td></tr> <tr><td>AN</td><td></td></tr> <tr><td>KL</td><td></td></tr> <tr><td>GS</td><td></td></tr> <tr><td>Z</td><td></td></tr> <tr><td>W</td><td></td></tr> </table>	BR		AN		KL		GS		Z		W	
BR																	
AN																	
KL																	
GS																	
Z																	
W																	

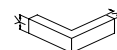
BR = BRUT - BRUT - ROH - BRUT
AN (X) = ANODISATIE - ANODISE - ELOXIERT - ANODISED
AN (■) = GELAKT - LAQUE - LACKIERT - LACQUERED -- RAL9006M
KL = STANDAARDKLEUREN - COULEUR STANDARD - BASIS FARBEN - BASIC COLORS
GS = GEMOFFELD SPECIAAL - LAQUE SPECIAL - SPECIALFARBE - SPECIAL COLOR
Z = ZWART - NOIR - SCHWARZ - BLACK
W = WIT - BLANC - WEISS - WHITE








GEREEDSCHAP - OUTILLAGE
WERKZEUG - TOOL



BEVESTIGING - FIXATION
BEFESTIGUNG - FIXATION



		Verp. per Emb. par Pack pr. Pack pr.	Eenheid Unité Einheit Unit	Toepassing Application Anwendung Application	Kleur Couleur Farbe Color												
	ACVG32N -Beglazingsrubber 3mm ronddraaiend -Joint de vitrage 3mm tournant -Glasdichtung 3mm herumdrehend -Glazing gasket 3mm rotated	100	m	VL61 VL62 VL63 VL64 VL65 VL66 VL610 VL611 VL640	<table border="1"> <tr><td>BR</td><td></td></tr> <tr><td>AN</td><td></td></tr> <tr><td>KL</td><td></td></tr> <tr><td>GS</td><td></td></tr> <tr><td>Z</td><td></td></tr> <tr><td>W</td><td></td></tr> </table>	BR		AN		KL		GS		Z		W	
BR																	
AN																	
KL																	
GS																	
Z																	
W																	
	ACVG33 -Beglazingsrubber 4mm -Joint de vitrage 4mm -Glasdichtung 4mm -Glazing gasket 4mm	100	m	VL61 VL62 VL63 VL64 VL65 VL66 VL610 VL611 VL640	<table border="1"> <tr><td>BR</td><td></td></tr> <tr><td>AN</td><td></td></tr> <tr><td>KL</td><td></td></tr> <tr><td>GS</td><td></td></tr> <tr><td>Z</td><td></td></tr> <tr><td>W</td><td></td></tr> </table>	BR		AN		KL		GS		Z		W	
BR																	
AN																	
KL																	
GS																	
Z																	
W																	
	ACVG33N -Beglazingsrubber 4mm ronddraaiend -Joint de vitrage 4mm tournant -Glasdichtung 4mm herumdrehend -Glazing gasket 4mm rotated	100	m	VL61 VL62 VL63 VL64 VL65 VL66 VL610 VL611 VL640	<table border="1"> <tr><td>BR</td><td></td></tr> <tr><td>AN</td><td></td></tr> <tr><td>KL</td><td></td></tr> <tr><td>GS</td><td></td></tr> <tr><td>Z</td><td></td></tr> <tr><td>W</td><td></td></tr> </table>	BR		AN		KL		GS		Z		W	
BR																	
AN																	
KL																	
GS																	
Z																	
W																	
	ACVG34 -Beglazingsrubber 5mm -Joint de vitrage 5mm -Glasdichtung 5mm -Glazing gasket 5mm	100	m	VL61 VL62 VL63 VL64 VL65 VL66 VL610 VL611 VL640	<table border="1"> <tr><td>BR</td><td></td></tr> <tr><td>AN</td><td></td></tr> <tr><td>KL</td><td></td></tr> <tr><td>GS</td><td></td></tr> <tr><td>Z</td><td></td></tr> <tr><td>W</td><td></td></tr> </table>	BR		AN		KL		GS		Z		W	
BR																	
AN																	
KL																	
GS																	
Z																	
W																	
	ACVG34N -Beglazingsrubber 5mm ronddraaiend -Joint de vitrage 5mm tournant -Glasdichtung 5mm herumdrehend -Glazing gasket 5mm rotated	100	m	VL61 VL62 VL63 VL64 VL65 VL66 VL610 VL611 VL640	<table border="1"> <tr><td>BR</td><td></td></tr> <tr><td>AN</td><td></td></tr> <tr><td>KL</td><td></td></tr> <tr><td>GS</td><td></td></tr> <tr><td>Z</td><td></td></tr> <tr><td>W</td><td></td></tr> </table>	BR		AN		KL		GS		Z		W	
BR																	
AN																	
KL																	
GS																	
Z																	
W																	

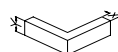
BR = BRUT - BRUT - ROH - BRUT
 AN (X) = ANODISATIE - ANODISE - ELOXIERT - ANODISED
 AN (■) = GELAKT - LAQUE - LACKIERT - LACQUERED -- RAL9006M
 KL = STANDAARDKLEUREN - COULEUR STANDARD - BASIS FARBEN - BASIC COLORS
 GS = GEMOFFELD SPECIAAL - LAQUE SPECIAL - SPECIALFARBE - SPECIAL COLOR
 Z = ZWART - NOIR - SCHWARZ - BLACK
 W = WIT - BLANC - WEISS - WHITE







GEREEDSCHAP - OUTILLAGE
WERKZEUG - TOOL



BEVESTIGING - FIXATION
BEFESTIGUNG - FIXATION



		Verp. per Emb. par Pack pr. Pack pr.	Eenheid Unité Einheit Unit	Toepassing Application Anwendung Application	Kleur Couleur Farbe Color												
	ACVG45 -Afdekkapje waterafvoer -Capuchon écoulement d'eau -Abdeckkappe entwässerung -Drain hole cover	1	Stuk Pièce Stück Pièce	VL10 VL11 VL12 VL13 VL14 VL15 VL30 VL31 VL34	<table border="1"> <tr><td>BR</td><td></td></tr> <tr><td>AN</td><td></td></tr> <tr><td>KL</td><td>X</td></tr> <tr><td>GS</td><td></td></tr> <tr><td>Z</td><td>X</td></tr> <tr><td>W</td><td>X</td></tr> </table>	BR		AN		KL	X	GS		Z	X	W	X
BR																	
AN																	
KL	X																
GS																	
Z	X																
W	X																
	ACVG49 -Beglazingsrubber 6-8mm -Joint de vitrage 6-8mm -Glasdichtung 6-8mm -Glazing gasket 6-8mm	100	m	VL61 VL62 VL63 VL64 VL65 VL66 VL610 VL611 VL640	<table border="1"> <tr><td>BR</td><td></td></tr> <tr><td>AN</td><td></td></tr> <tr><td>KL</td><td></td></tr> <tr><td>GS</td><td></td></tr> <tr><td>Z</td><td></td></tr> <tr><td>W</td><td></td></tr> </table>	BR		AN		KL		GS		Z		W	
BR																	
AN																	
KL																	
GS																	
Z																	
W																	
	ACVG65 -Zeskantsleutel 2.5mm -Clé à six pans 2.5mm -Sechskantschlüssel 2.5mm -T-handle hexagon-key 2.5mm	1	Stuk Pièce Stück Pièce		<table border="1"> <tr><td>BR</td><td></td></tr> <tr><td>AN</td><td></td></tr> <tr><td>KL</td><td></td></tr> <tr><td>GS</td><td></td></tr> <tr><td>Z</td><td></td></tr> <tr><td>W</td><td></td></tr> </table>	BR		AN		KL		GS		Z		W	
BR																	
AN																	
KL																	
GS																	
Z																	
W																	
	ACVG66 -Zeskantsleutel 3mm -Clé à six pans 3mm -Sechskantschlüssel 3mm -T-handle hexagon-key 3mm	1	Stuk Pièce Stück Pièce		<table border="1"> <tr><td>BR</td><td></td></tr> <tr><td>AN</td><td></td></tr> <tr><td>KL</td><td></td></tr> <tr><td>GS</td><td></td></tr> <tr><td>Z</td><td></td></tr> <tr><td>W</td><td></td></tr> </table>	BR		AN		KL		GS		Z		W	
BR																	
AN																	
KL																	
GS																	
Z																	
W																	
	ACVG131 -Beglazingsrubber buiten 4mm -Joint de vitrage extérieur 4mm -Glasanlage-dichtung 4mm -Glazing gasket outside 4mm	100	m	VL10 VL11 VL20 VL21 VL22 VL23 VL24 VL30 VL31 VL34 VL40	<table border="1"> <tr><td>BR</td><td></td></tr> <tr><td>AN</td><td></td></tr> <tr><td>KL</td><td></td></tr> <tr><td>GS</td><td></td></tr> <tr><td>Z</td><td></td></tr> <tr><td>W</td><td></td></tr> </table>	BR		AN		KL		GS		Z		W	
BR																	
AN																	
KL																	
GS																	
Z																	
W																	

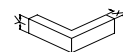
BR = BRUT - BRUT - ROH - BRUT
AN (X) = ANODISATIE - ANODISE - ELOXIERT - ANODISED
AN (■) = GELAKT - LAQUE - LACKIERT - LACQUERED -- RAL9006M
KL = STANDAARDKLEUREN - COULEUR STANDARD - BASIS FARBEN - BASIC COLORS
GS = GEMOFFELD SPECIAAL - LAQUE SPECIAL - SPECIALFARBE - SPECIAL COLOR
Z = ZWART - NOIR - SCHWARZ - BLACK
W = WIT - BLANC - WEISS - WHITE






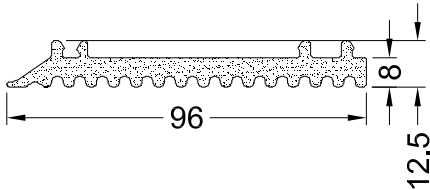


GEREEDSCHAP - OUTILLAGE
WERKZEUG - TOOL



BEVESTIGING - FIXATION
BEFESTIGUNG - FIXATION



		Verp. per Emb. par Pack pr.	Eenheid Unité Einheit Unit	Toepassing Application Anwendung Application	Kleur Couleur Farbe Color												
	ACVG131N -Beglazingsrubber buiten 4mm ronddraaiend -Joint de vitrage extérieur 4mm tournant -Glasanlage-dichtung 4mm herumdrehend -Glazing gasket outside 4mm rotated	100	m	VL10 VL11 VL20 VL21 VL22 VL23 VL24 VL30 VL31 VL34 VL40	<table border="1"> <tr><td>BR</td><td></td></tr> <tr><td>AN</td><td></td></tr> <tr><td>KL</td><td></td></tr> <tr><td>GS</td><td></td></tr> <tr><td>Z</td><td></td></tr> <tr><td>W</td><td></td></tr> </table>	BR		AN		KL		GS		Z		W	
BR																	
AN																	
KL																	
GS																	
Z																	
W																	
	ACVG231 -Beglazingsrubber buiten 2mm -Joint de vitrage extérieur 2mm -Glasanlage-dichtung 2mm -Glazing gasket outside 2mm	200	m	VL10 VL11 VL20 VL21 VL22 VL23 VL24 VL30 VL31 VL34 VL40	<table border="1"> <tr><td>BR</td><td></td></tr> <tr><td>AN</td><td></td></tr> <tr><td>KL</td><td></td></tr> <tr><td>GS</td><td></td></tr> <tr><td>Z</td><td></td></tr> <tr><td>W</td><td></td></tr> </table>	BR		AN		KL		GS		Z		W	
BR																	
AN																	
KL																	
GS																	
Z																	
W																	
	ACVG231N -Beglazingsrubber buiten 2mm ronddraaiend -Joint de vitrage extérieur 2mm tournant -Glasanlage-dichtung 2mm herumdrehend -Glazing gasket outside 2mm rotated	200	m	VL10 VL11 VL20 VL21 VL22 VL23 VL24 VL30 VL31 VL34 VL40	<table border="1"> <tr><td>BR</td><td></td></tr> <tr><td>AN</td><td></td></tr> <tr><td>KL</td><td></td></tr> <tr><td>GS</td><td></td></tr> <tr><td>Z</td><td></td></tr> <tr><td>W</td><td></td></tr> </table>	BR		AN		KL		GS		Z		W	
BR																	
AN																	
KL																	
GS																	
Z																	
W																	
	ACVG246 -Speciale zelftappende inbusvijs -Vis spéciale -Schraube speziell -Special screw  DIN912 4.8x50 INOX A2	1	Stuk Pièce Stück Pièce		<table border="1"> <tr><td>BR</td><td></td></tr> <tr><td>AN</td><td></td></tr> <tr><td>KL</td><td></td></tr> <tr><td>GS</td><td></td></tr> <tr><td>Z</td><td></td></tr> <tr><td>W</td><td></td></tr> </table>	BR		AN		KL		GS		Z		W	
BR																	
AN																	
KL																	
GS																	
Z																	
W																	
	ACVG300 -Basisrubber -Base gache -Basisgummi -Spacer	25	m	VL19	<table border="1"> <tr><td>BR</td><td></td></tr> <tr><td>AN</td><td></td></tr> <tr><td>KL</td><td></td></tr> <tr><td>GS</td><td></td></tr> <tr><td>Z</td><td></td></tr> <tr><td>W</td><td></td></tr> </table>	BR		AN		KL		GS		Z		W	
BR																	
AN																	
KL																	
GS																	
Z																	
W																	

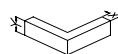
BR = BRUT - BRUT - ROH - BRUT
 AN (X) = ANODISATIE - ANODISE - ELOXIERT - ANODISED
 AN (■) = GELAKT - LAQUE - LACKIERT - LACQUERED -- RAL9006M
 KL = STANDAARDKLEUREN - COULEUR STANDARD - BASIS FARBEN - BASIC COLORS
 GS = GEMOFFELD SPECIAAL - LAQUE SPECIAL - SPECIALFARBE - SPECIAL COLOR
 Z = ZWART - NOIR - SCHWARZ - BLACK
 W = WIT - BLANC - WEISS - WHITE

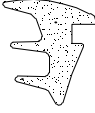

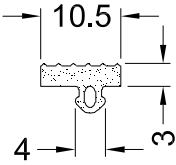
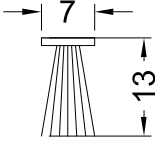



GEREEDSCHAP - OUTILLAGE
WERKZEUG - TOOL



BEVESTIGING - FIXATION
BEFESTIGUNG - FIXATION



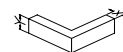
		Verp. per Emb. par Pack pr. Pack pr.	Eenheid Unité Einheit Unit	Toepassing Application Anwendung Application	Kleur Couleur Farbe Color												
	ACVG340 -Beglazingsrubber 6mm -Joint de vitrage 6mm -Glasdichtung 6mm -Glazing gasket 6mm	200	m	VL61 VL62 VL63 VL64 VL65 VL66 VL610 VL611 VL640	<table border="1"> <tr><td>BR</td><td></td></tr> <tr><td>AN</td><td></td></tr> <tr><td>KL</td><td></td></tr> <tr><td>GS</td><td></td></tr> <tr><td>Z</td><td></td></tr> <tr><td>W</td><td></td></tr> </table>	BR		AN		KL		GS		Z		W	
BR																	
AN																	
KL																	
GS																	
Z																	
W																	
	ACVG340N -Beglazingsrubber 6mm ronddraaiend -Joint de vitrage 6mm tournant -Glasdichtung 6mm herumdrehend -Glazing gasket 6mm rotated	100	m	VL61 VL62 VL63 VL64 VL65 VL66 VL610 VL611 VL640	<table border="1"> <tr><td>BR</td><td></td></tr> <tr><td>AN</td><td></td></tr> <tr><td>KL</td><td></td></tr> <tr><td>GS</td><td></td></tr> <tr><td>Z</td><td></td></tr> <tr><td>W</td><td></td></tr> </table>	BR		AN		KL		GS		Z		W	
BR																	
AN																	
KL																	
GS																	
Z																	
W																	
	ACVR201A -Dichtingsstrip -Joint d'étanchéité -Abdichtungsgummi -Gasket	100	m	TL095	<table border="1"> <tr><td>BR</td><td></td></tr> <tr><td>AN</td><td></td></tr> <tr><td>KL</td><td></td></tr> <tr><td>GS</td><td></td></tr> <tr><td>Z</td><td></td></tr> <tr><td>W</td><td></td></tr> </table>	BR		AN		KL		GS		Z		W	
BR																	
AN																	
KL																	
GS																	
Z																	
W																	
	ACVS012-11 -Kleefborstel 13mm -Brosse collante 13mm -Kleebürste 13mm -Adhesive brush 13mm	50	m	VL92	<table border="1"> <tr><td>BR</td><td></td></tr> <tr><td>AN</td><td></td></tr> <tr><td>KL</td><td></td></tr> <tr><td>GS</td><td></td></tr> <tr><td>Z</td><td></td></tr> <tr><td>W</td><td></td></tr> </table>	BR		AN		KL		GS		Z		W	
BR																	
AN																	
KL																	
GS																	
Z																	
W																	
	MA025 -Vervalboor dia. 11-15 -Meche dia. 11-15 -Zappensenker dia. 11-15 -Reduced twist bit dia. 11-15	1	Stuk Pièce Stück Piece	ACVL404 ACVL405	<table border="1"> <tr><td>BR</td><td></td></tr> <tr><td>AN</td><td></td></tr> <tr><td>KL</td><td></td></tr> <tr><td>GS</td><td></td></tr> <tr><td>Z</td><td></td></tr> <tr><td>W</td><td></td></tr> </table>	BR		AN		KL		GS		Z		W	
BR																	
AN																	
KL																	
GS																	
Z																	
W																	

BR = BRUT - BRUT - ROH - BRUT
AN (X) = ANODISATIE - ANODISE - ELOXIERT - ANODISED
AN (■) = GELAKT - LAQUE - LACKIERT - LACQUERED -- RAL9006M
KL = STANDAARDKLEUREN - COULEUR STANDARD - BASIS FARBEN - BASIC COLORS
GS = GEMOFFELD SPECIAAL - LAQUE SPECIAL - SPECIALFARBE - SPECIAL COLOR
Z = ZWART - NOIR - SCHWARZ - BLACK
W = WIT - BLANC - WEISS - WHITE



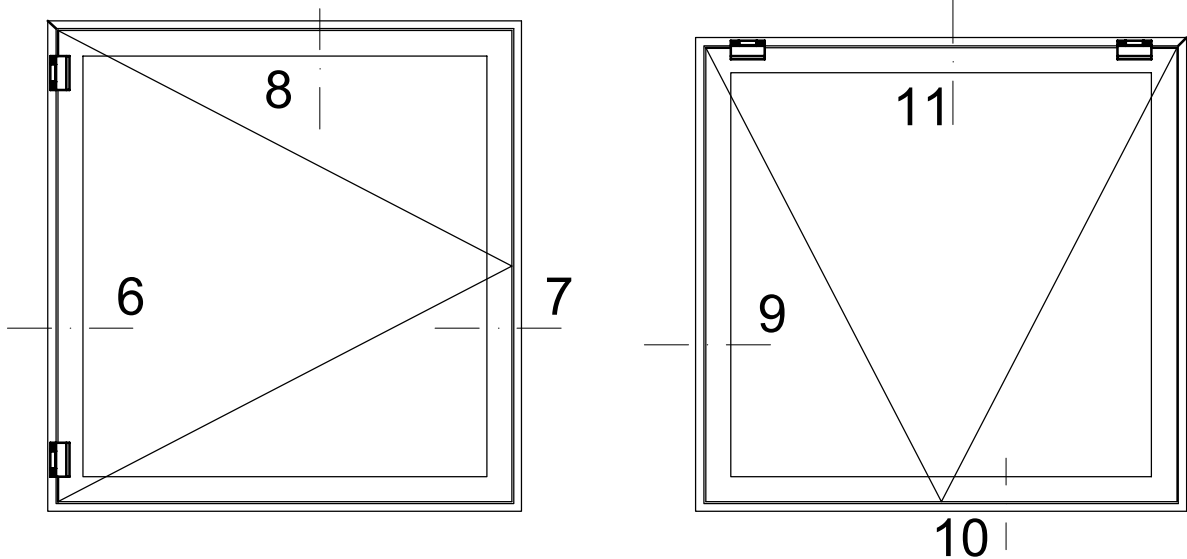
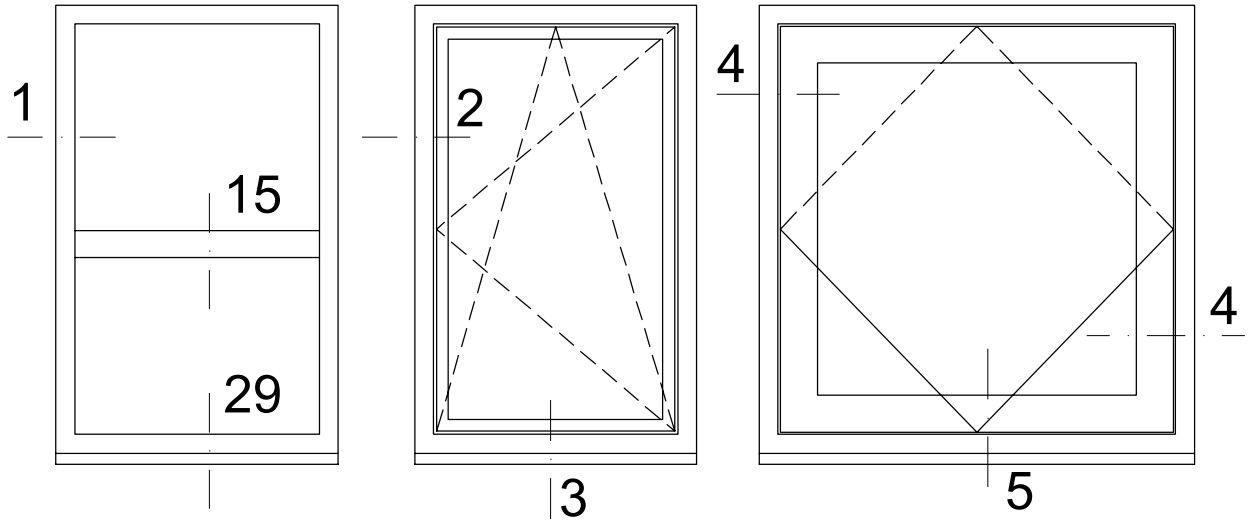
GEREEDSCHAP - OUTILLAGE
WERKZEUG - TOOL

BEVESTIGING - FIXATION
BEFESTIGUNG - FIXATION



RAMEN
FENETRES
RAHMEN
WINDOWS

DOORSNEDE - COUPE - SCHNITT - SECTION

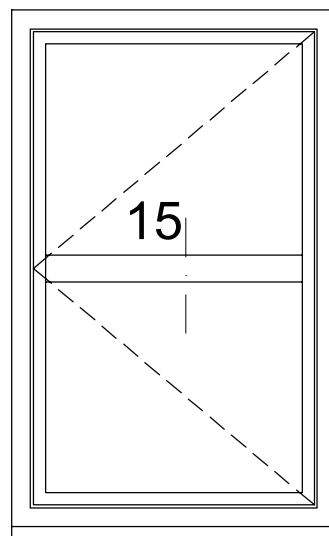
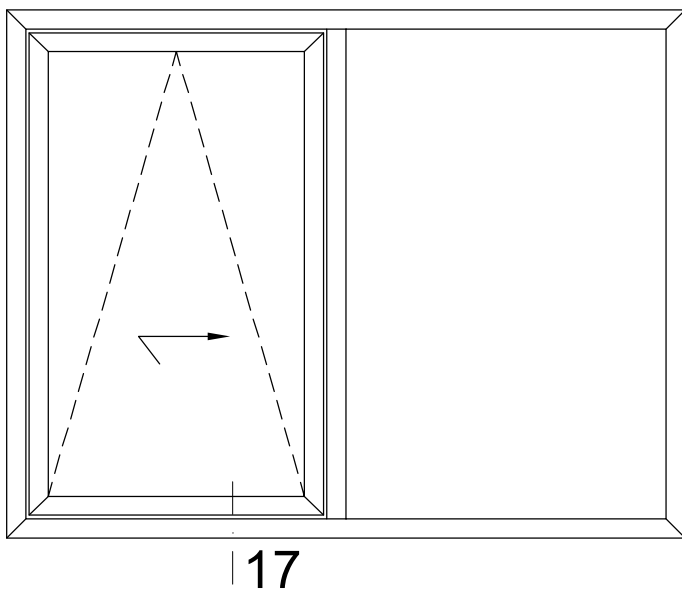
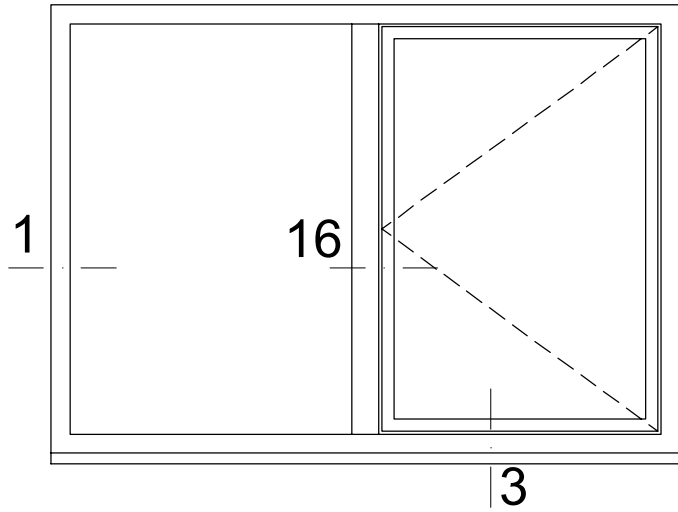
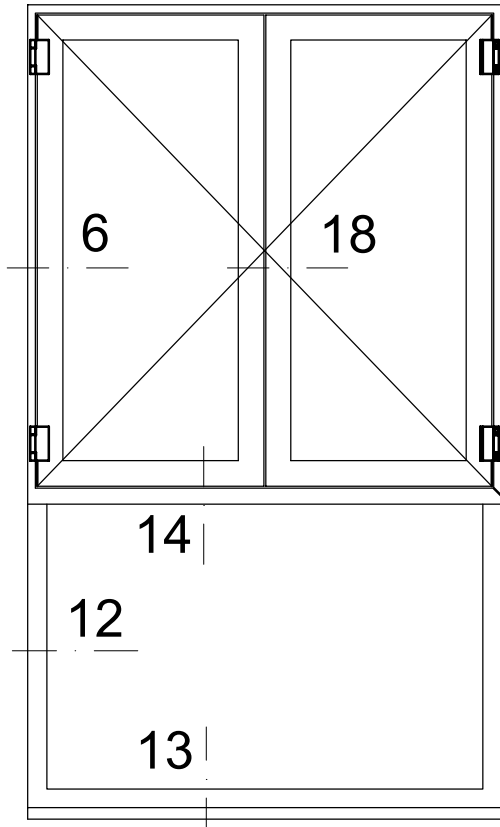


VLEUGELAFMETING
DIMENSIONS DU VANTAIL
AUSDEHNUNG DER FLUGEL
DIMENSION OF THE CASEMENT $\geq 380\text{mm}$

type1

RAMEN
FENETRES
RAHMEN
WINDOW

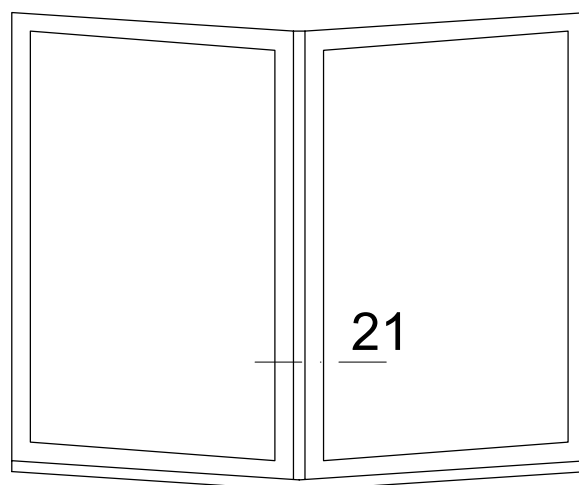
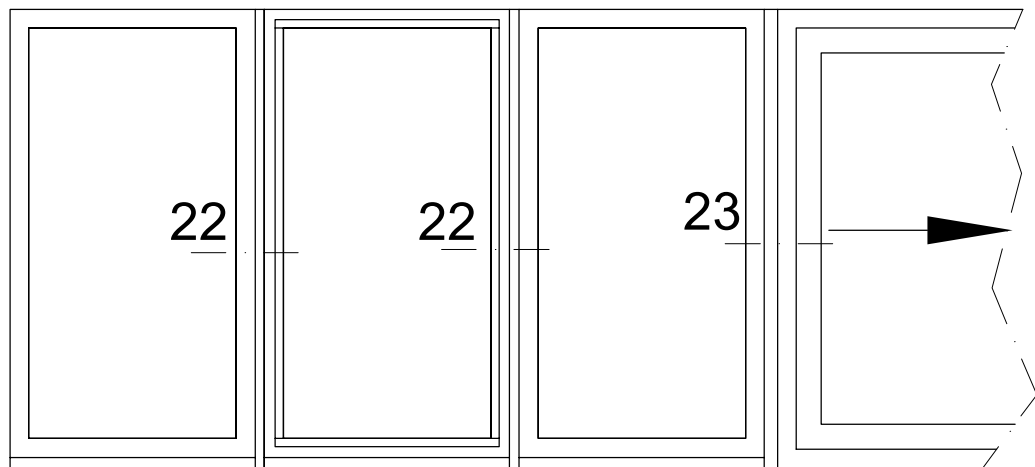
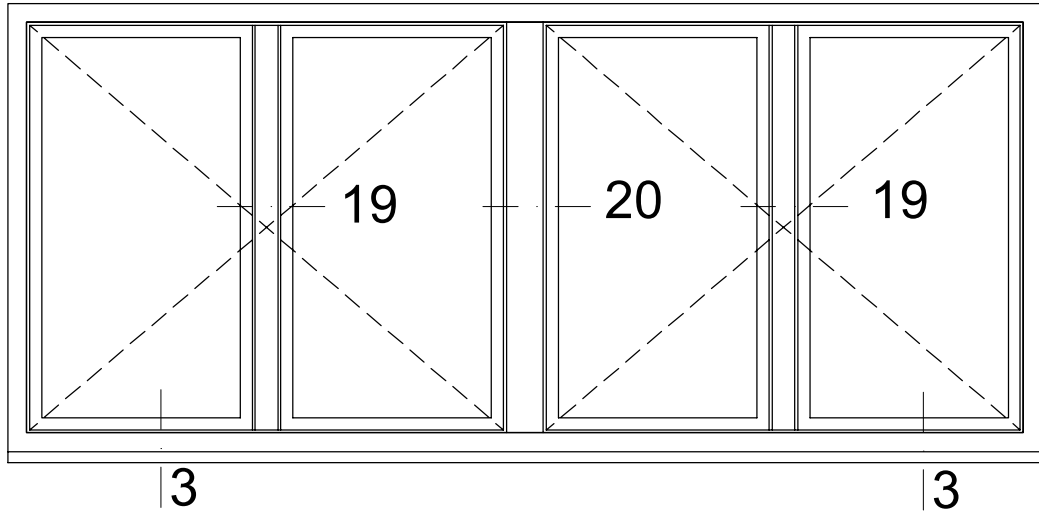
DOORSNEDE - COUPE - SCHNITT - SECTION



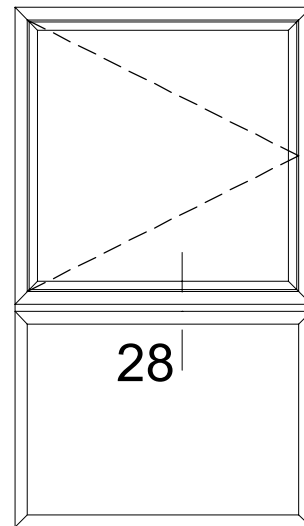
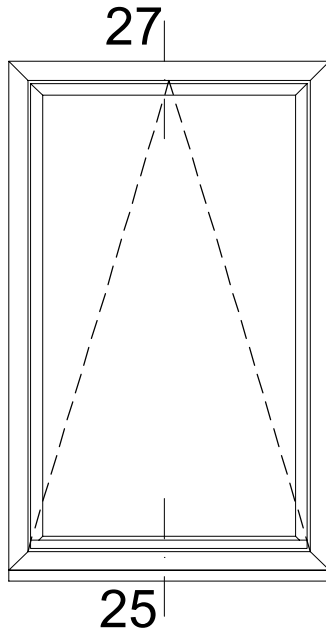
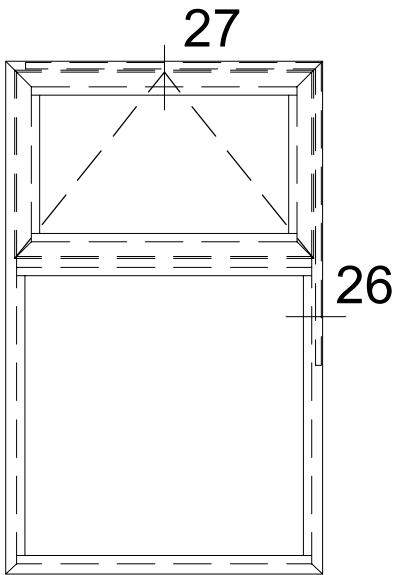
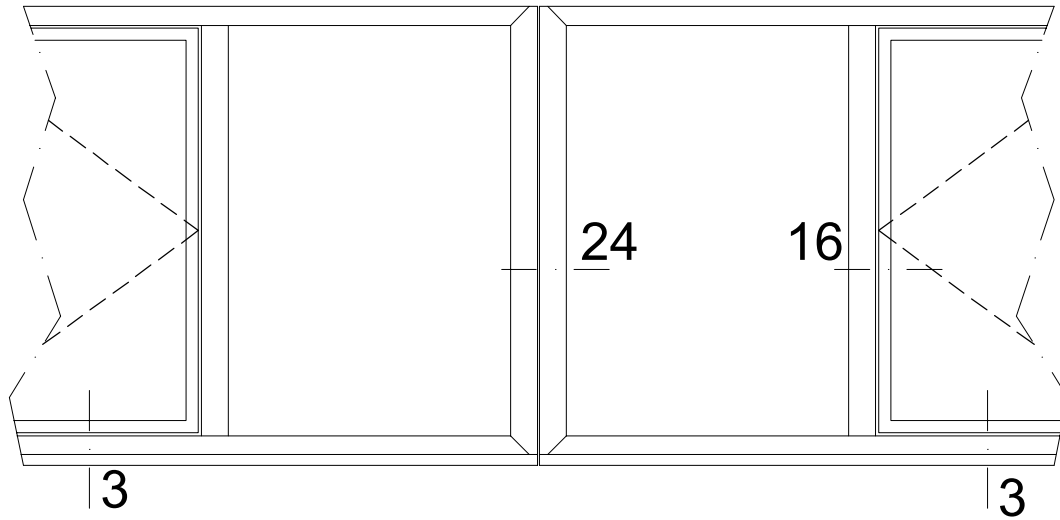
type2

RAMEN
FENETRES
RAHMEN
WINDOW

DOORSNEDE - COUPE - SCHNITT - SECTION



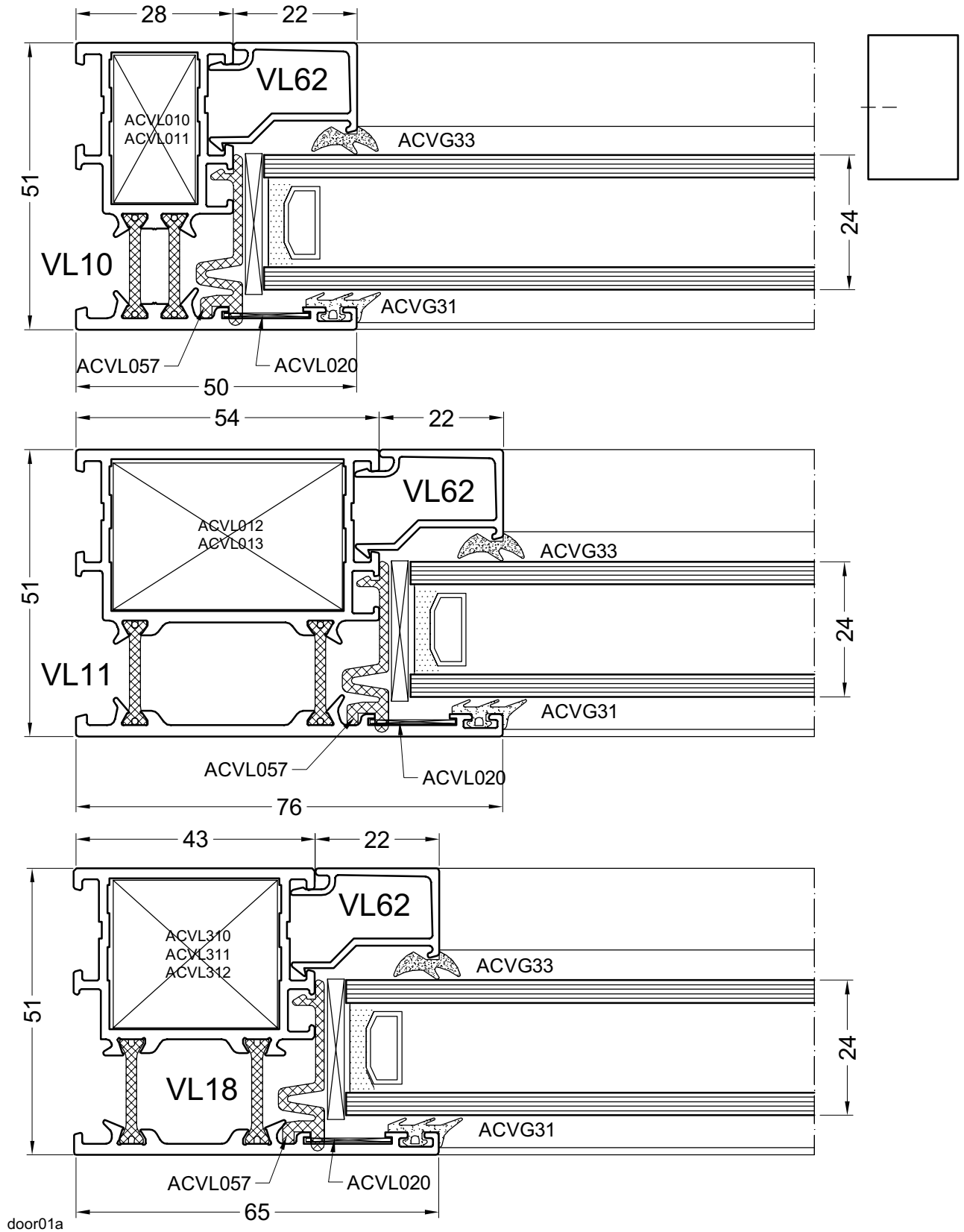
type3



type4

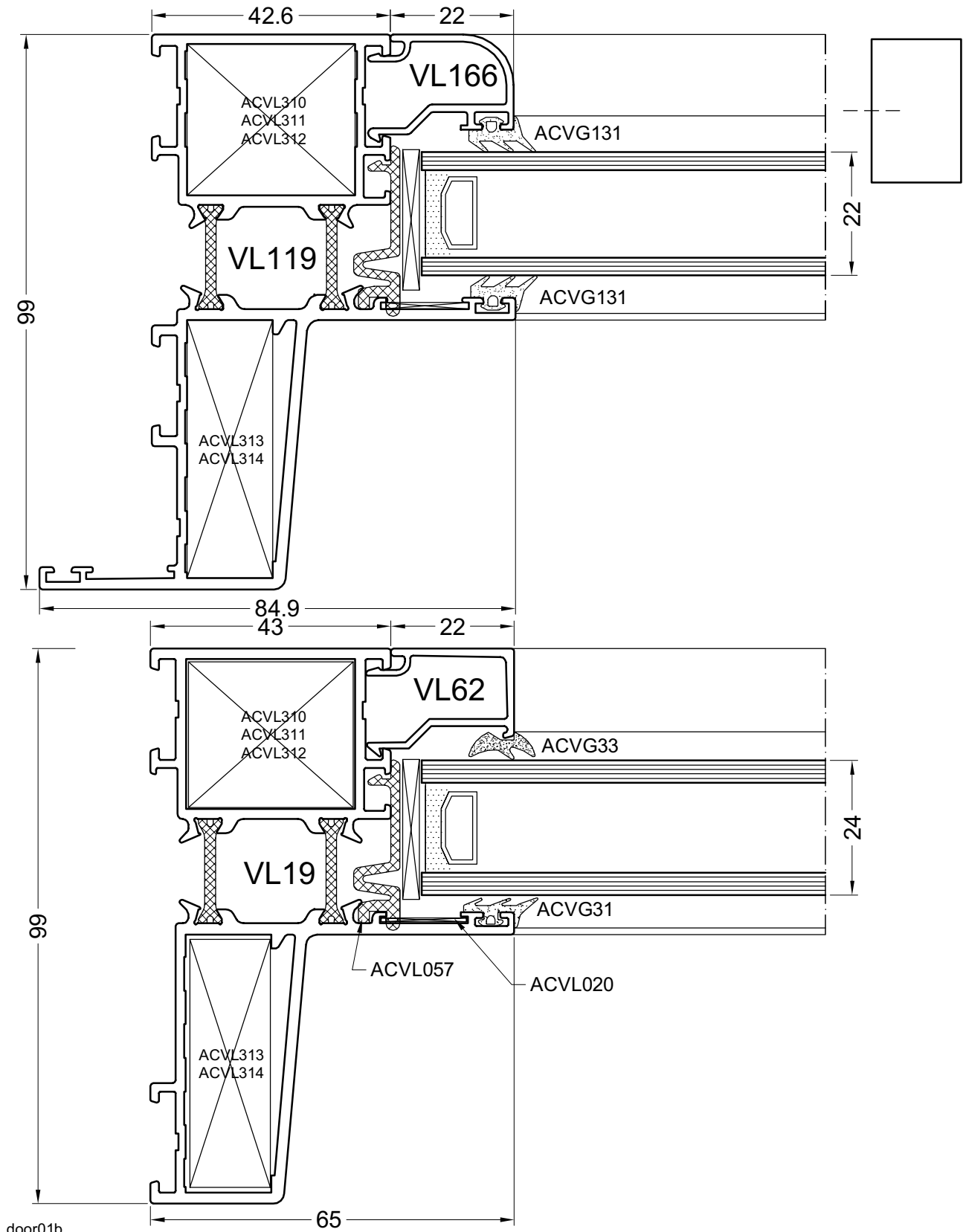
1A

DOORSNEDE - COUPE - SCHNITT - SECTION



1B

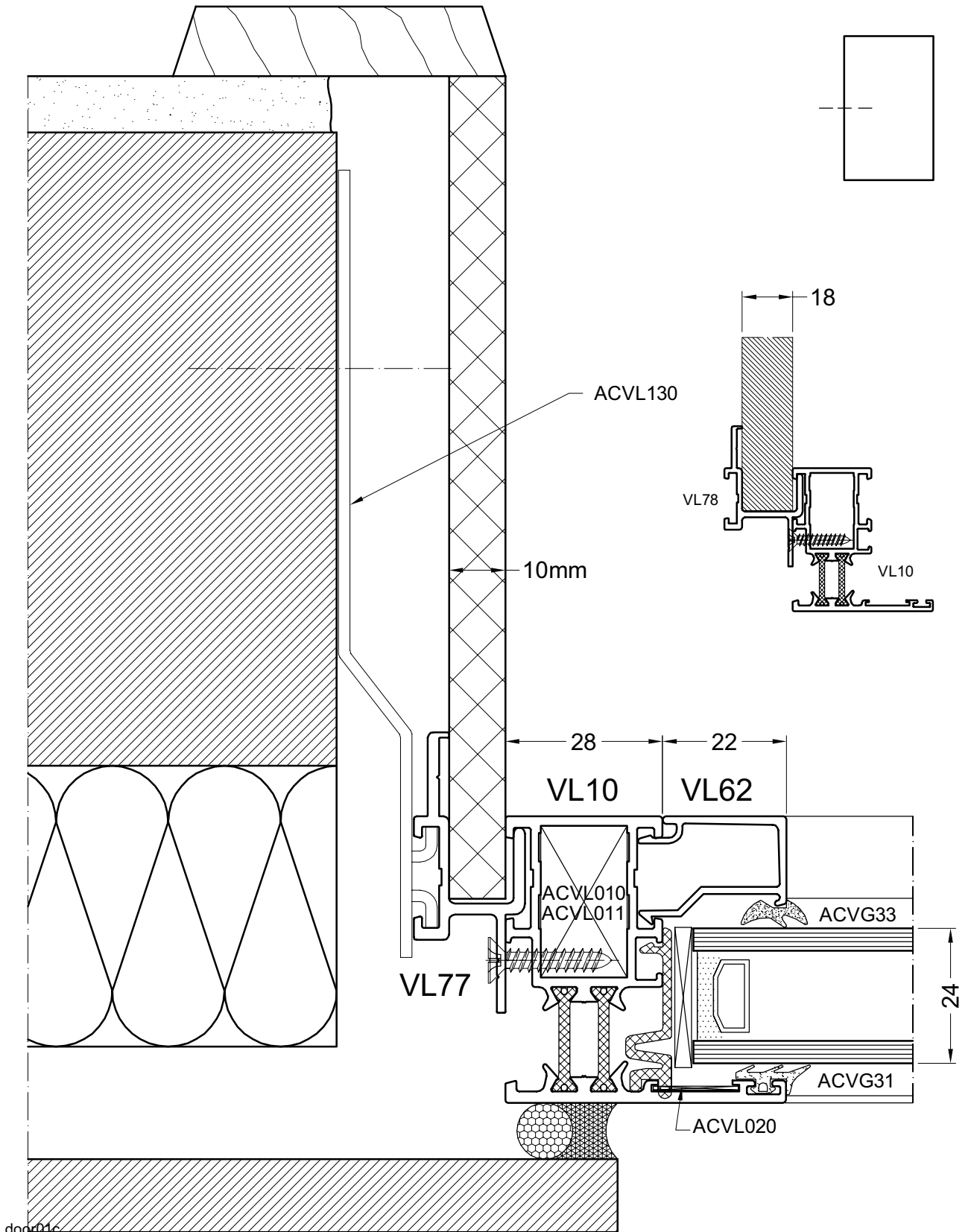
DOORSNEDE - COUPE - SCHNITT - SECTION



door01b

1C

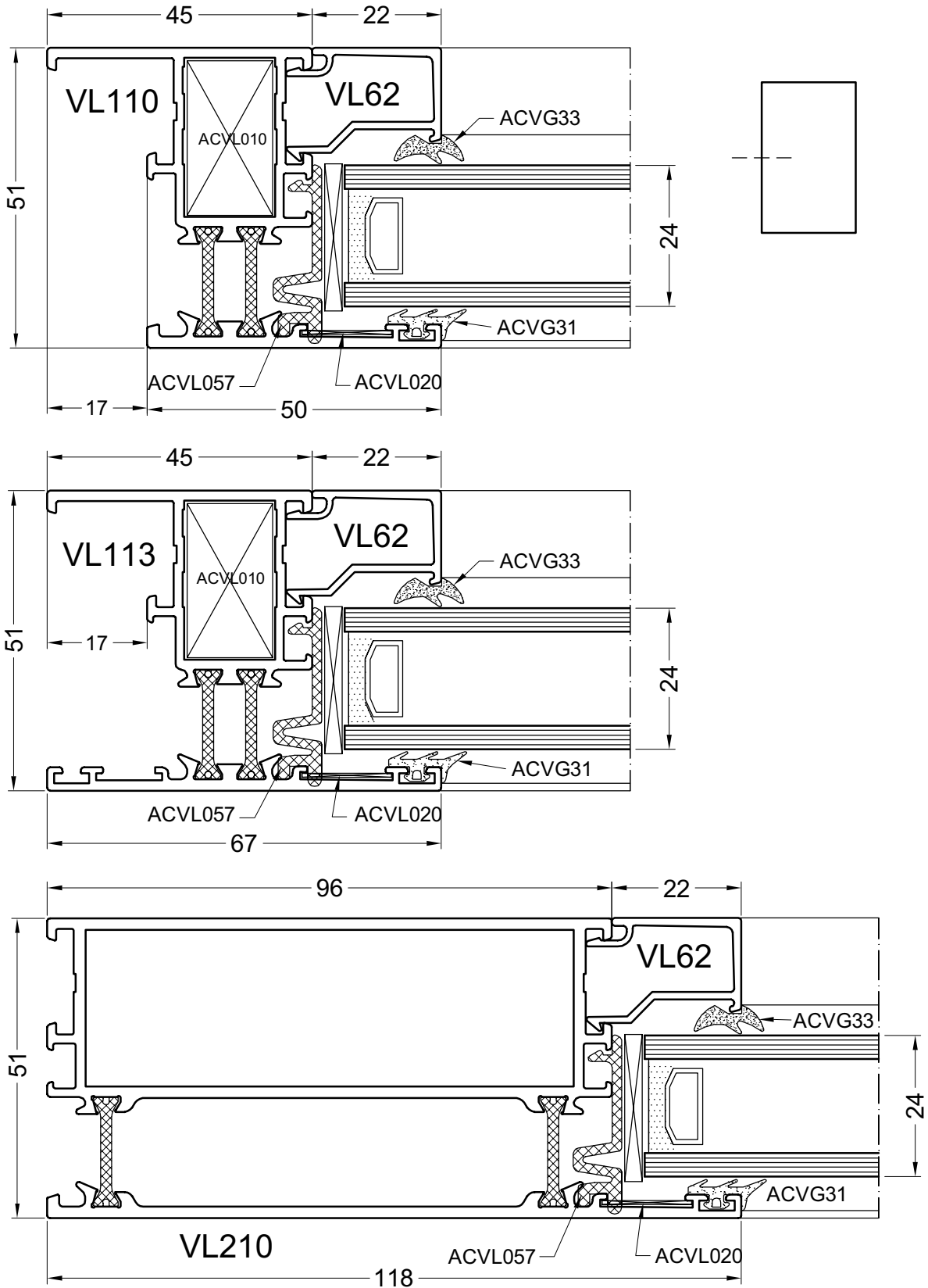
DOORSNEDE - COUPE - SCHNITT - SECTION



door01c

1D

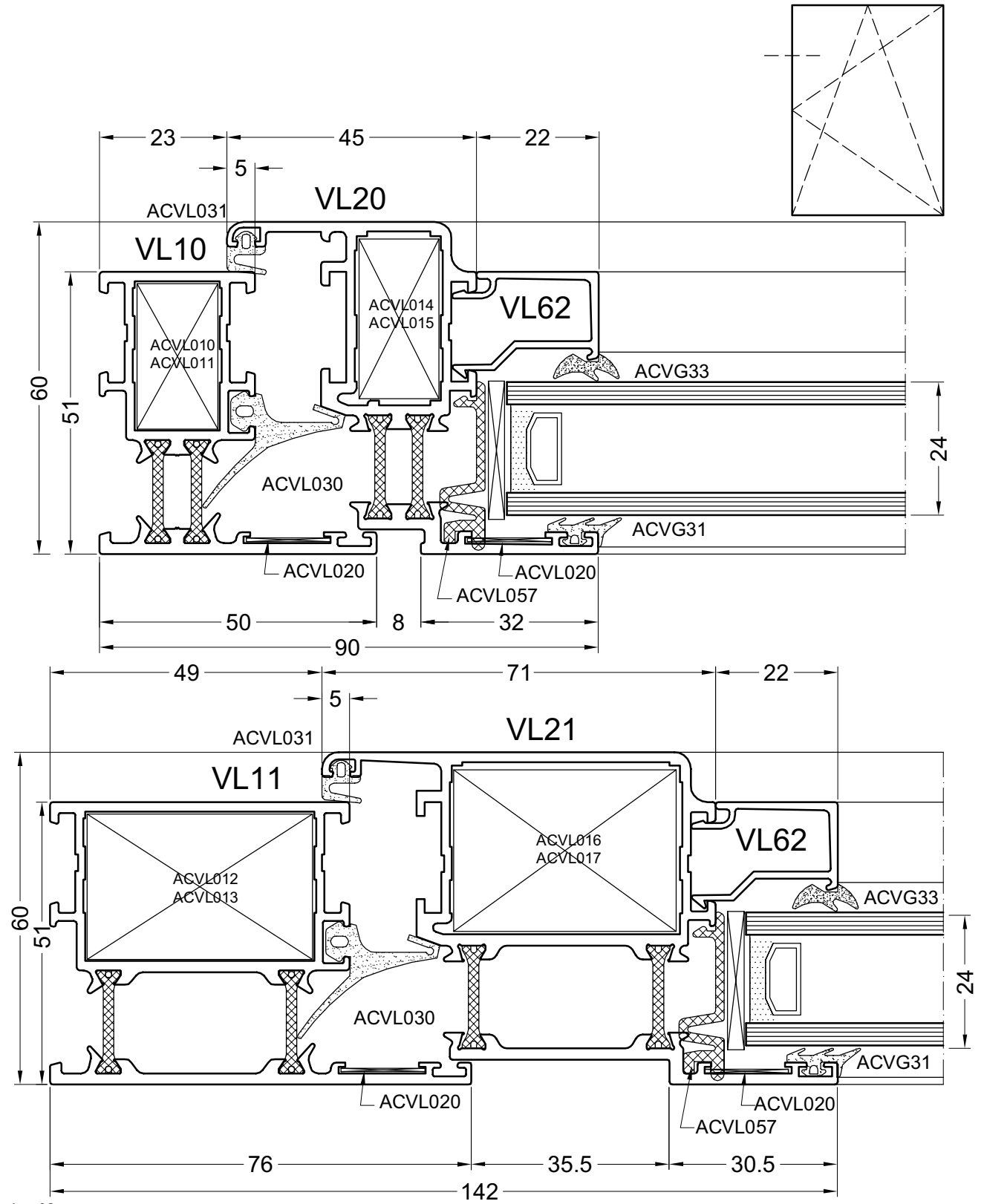
DOORSNEDE - COUPE - SCHNITT - SECTION



door01d

2A

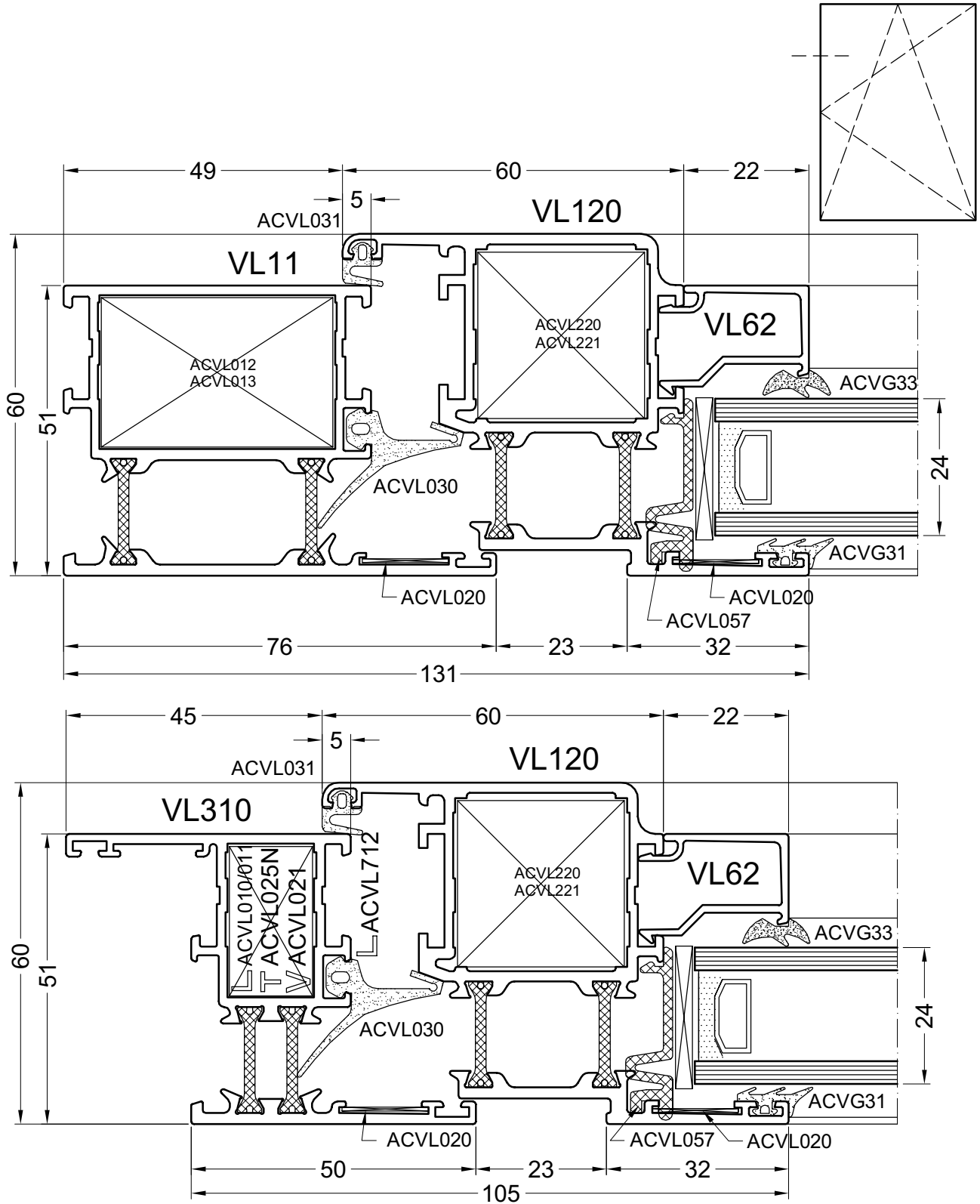
DOORSNEDE - COUPE - SCHNITT - SECTION



door02a

2B

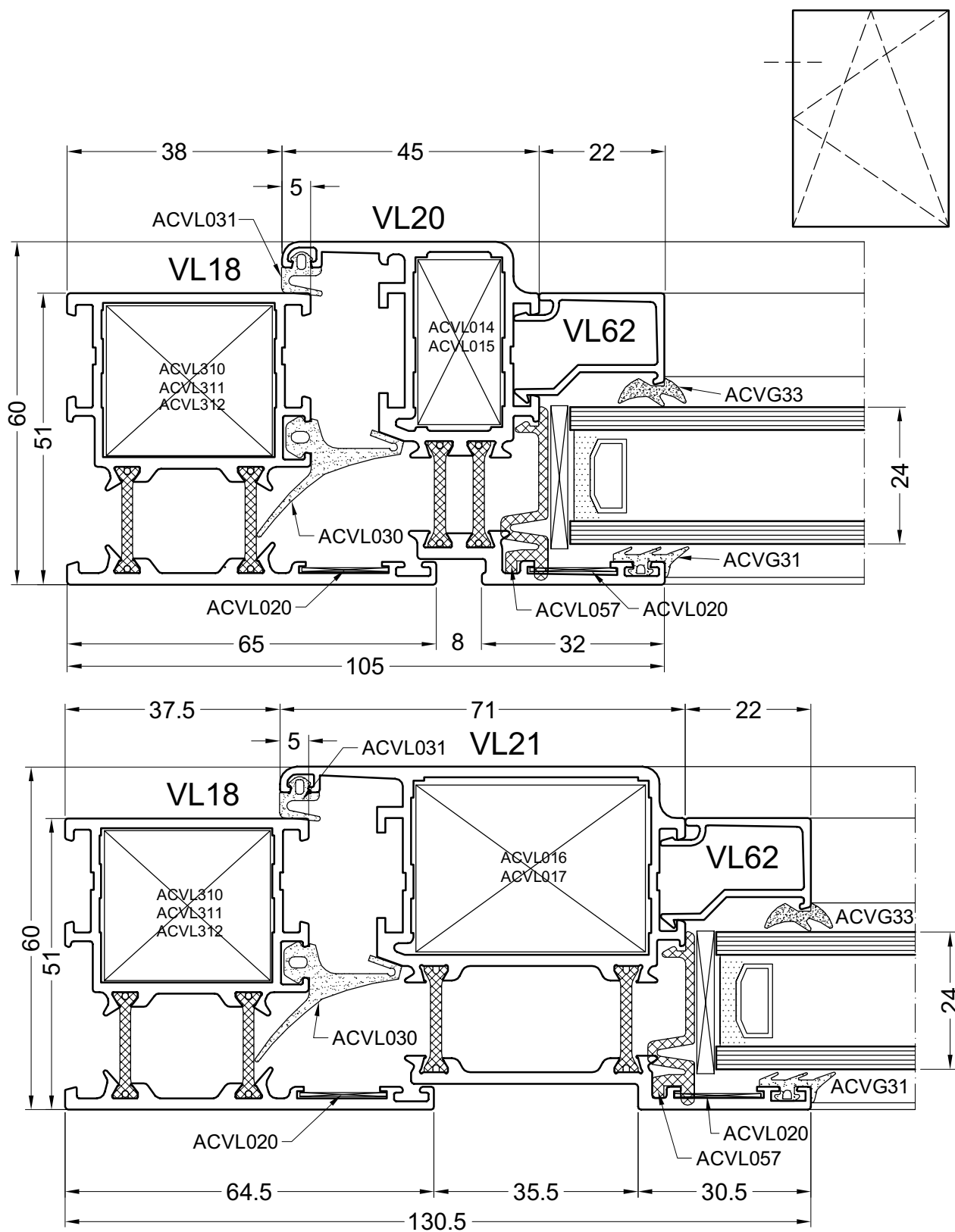
DOORSNEDE - COUPE - SCHNITT - SECTION



door02c

2C

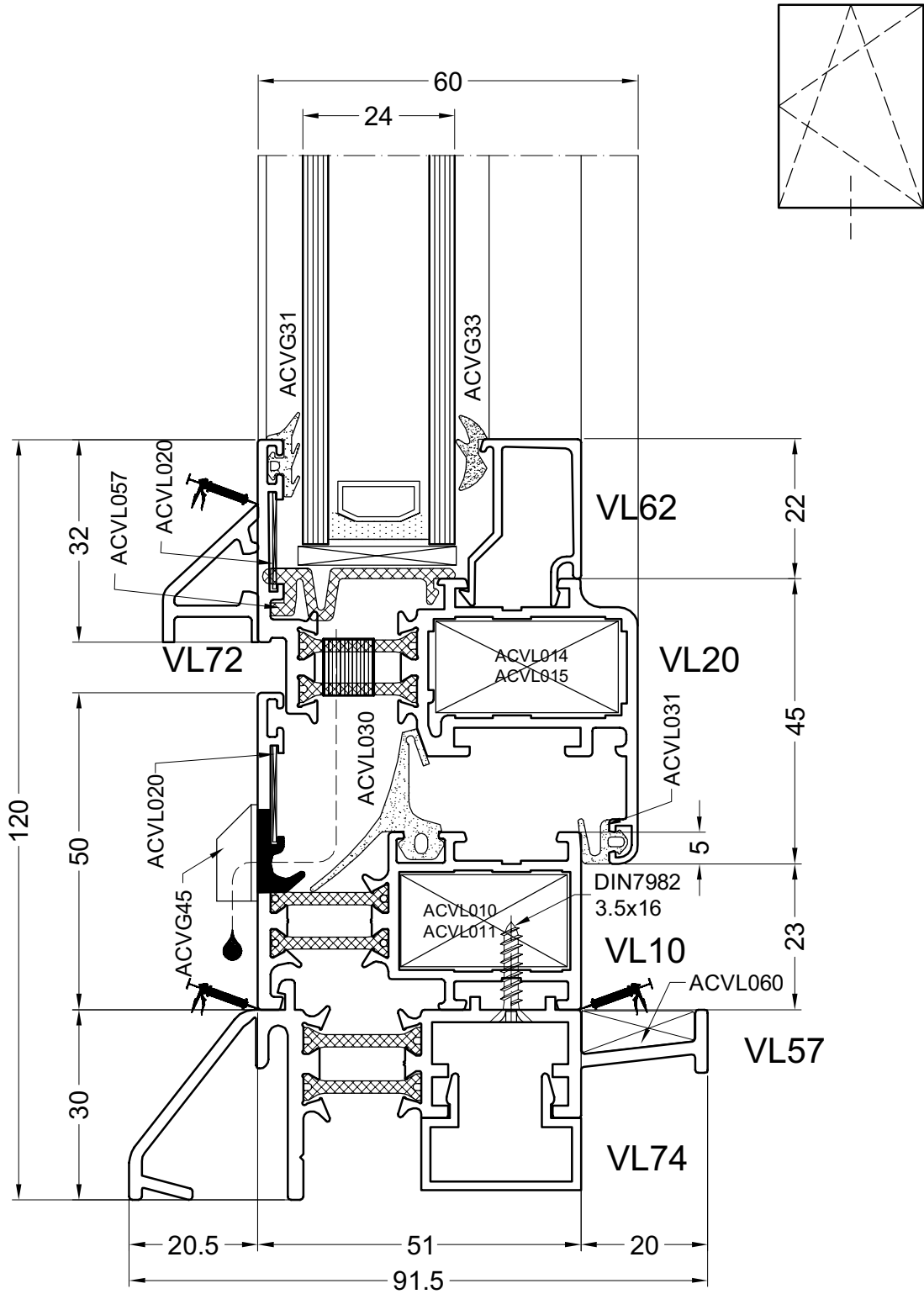
DOORSNEDE - COUPE - SCHNITT - SECTION



door02b

3A

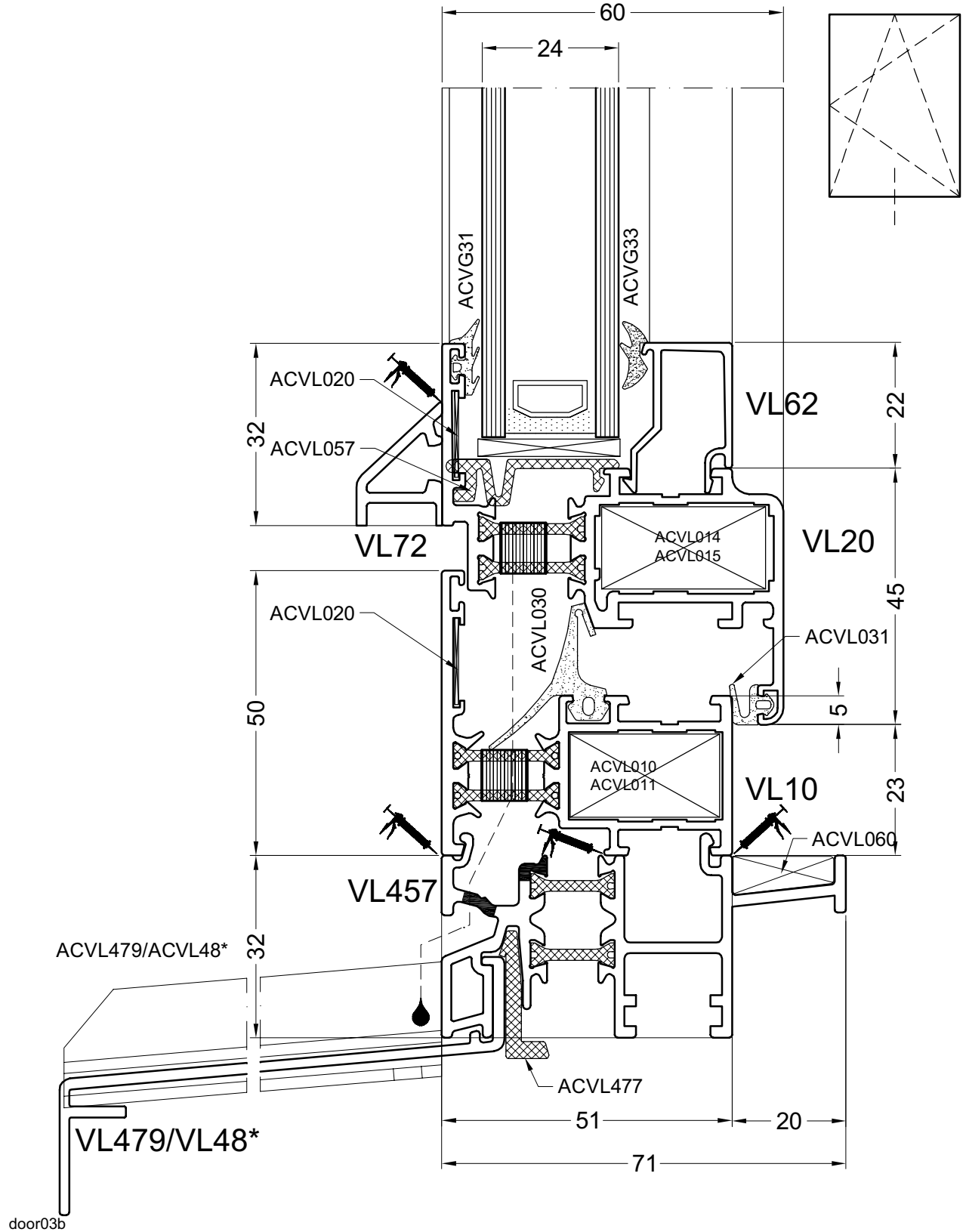
DOORSNEDE - COUPE - SCHNITT - SECTION



door03a

3B

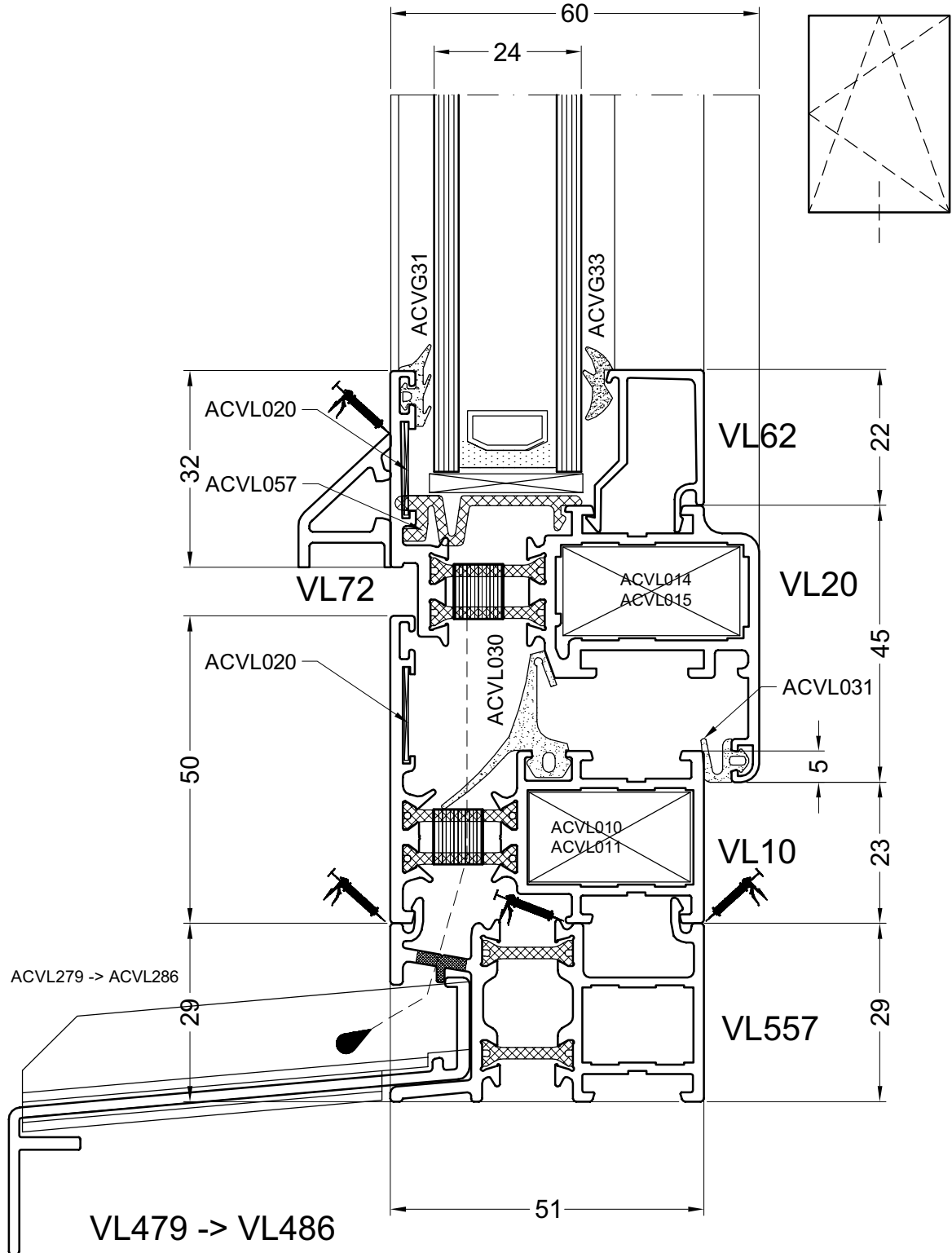
DOORSNEDE - COUPE - SCHNITT - SECTION



door03b

3C

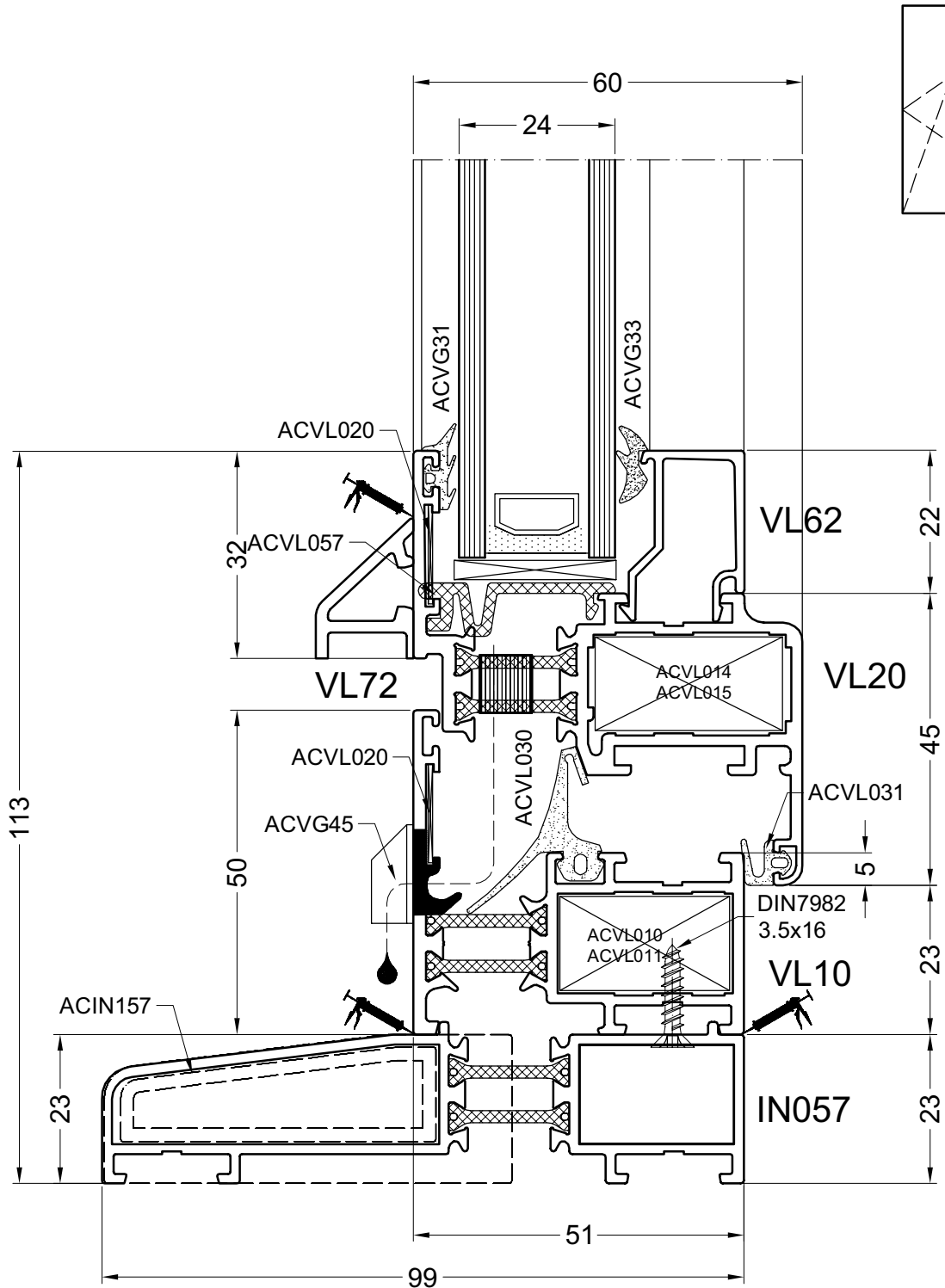
DOORSNEDE - COUPE - SCHNITT - SECTION



door03d

3D

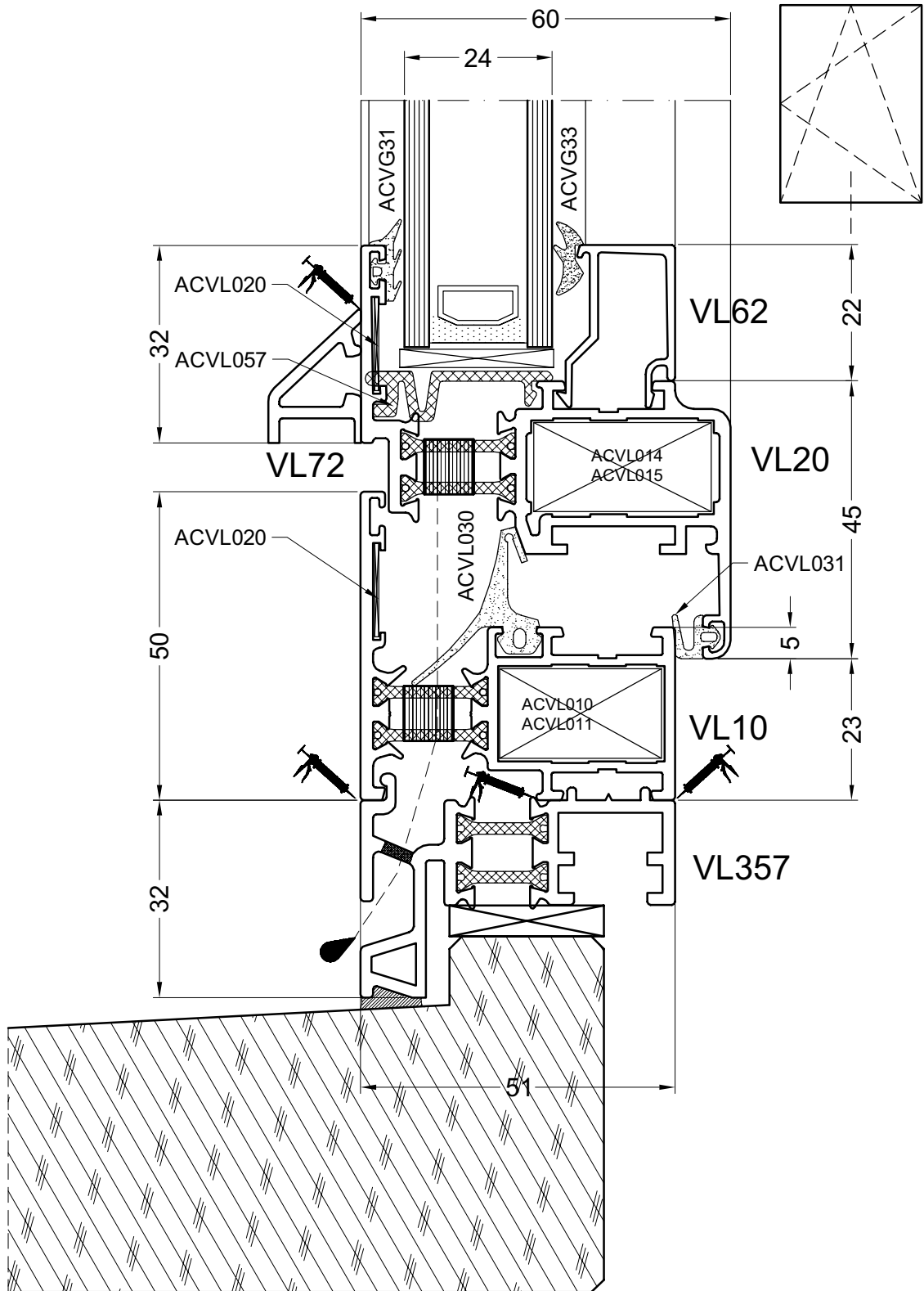
DOORSNEDE - COUPE - SCHNITT - SECTION



door03c

3E

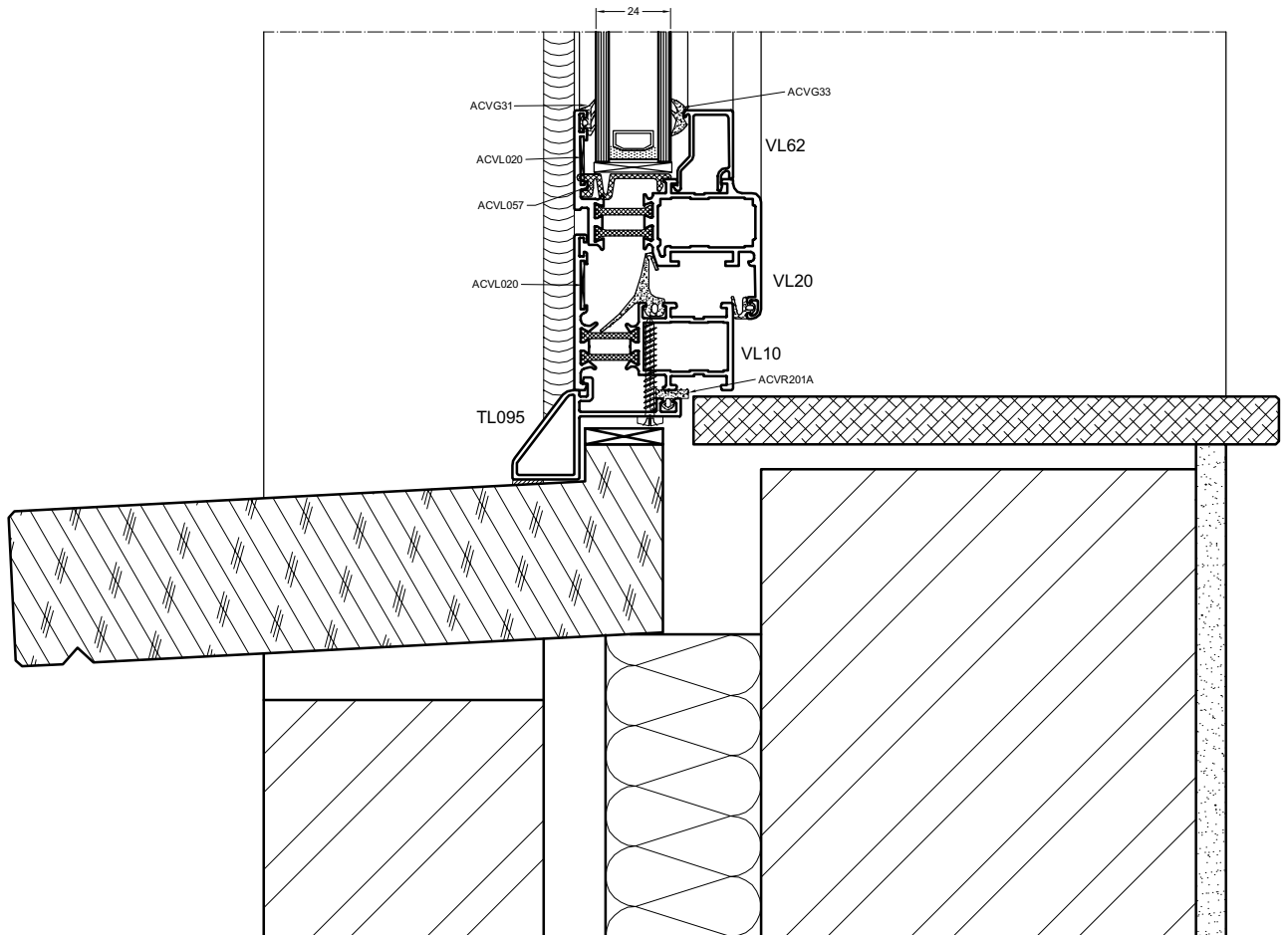
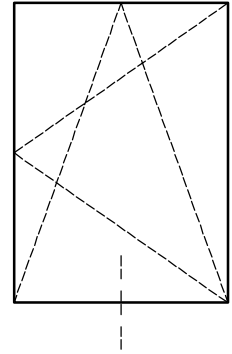
DOORSNEDE - COUPE - SCHNITT - SECTION



door03e

3F

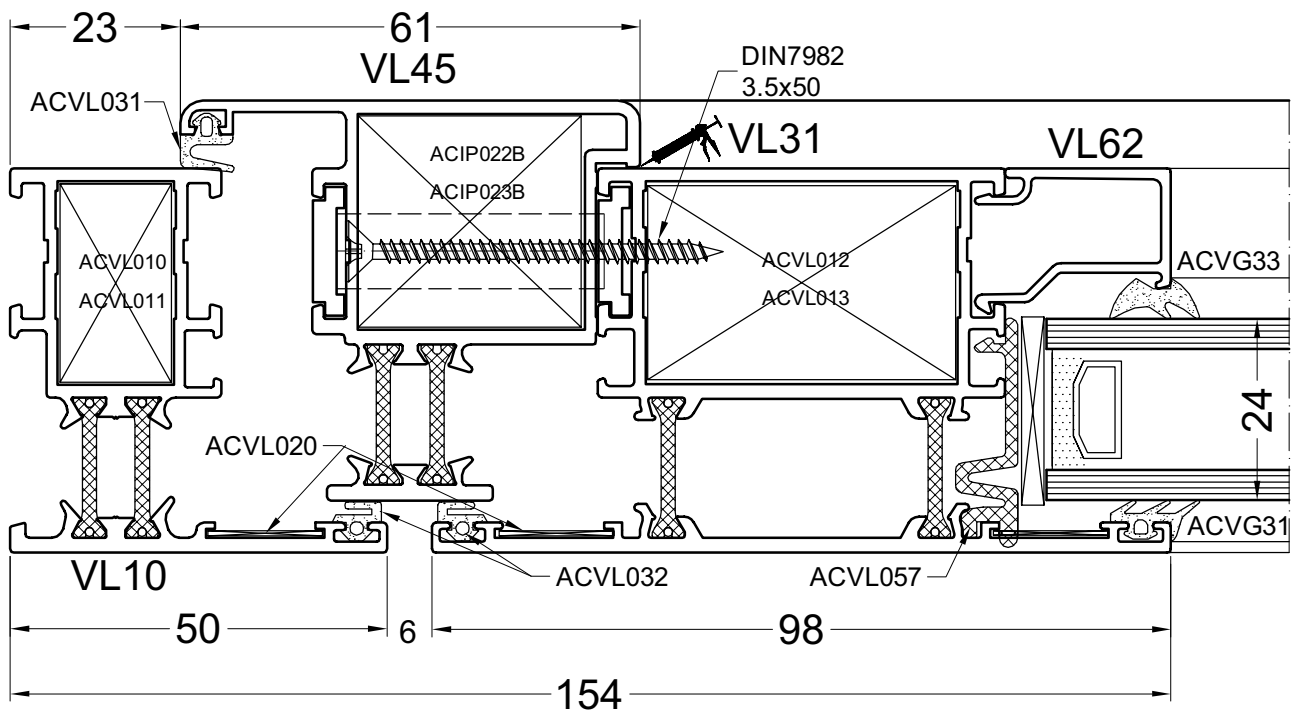
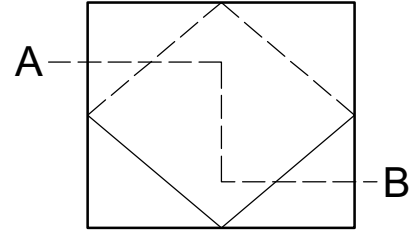
DOORSNEDE - COUPE - SCHNITT - SECTION



door03f

4A

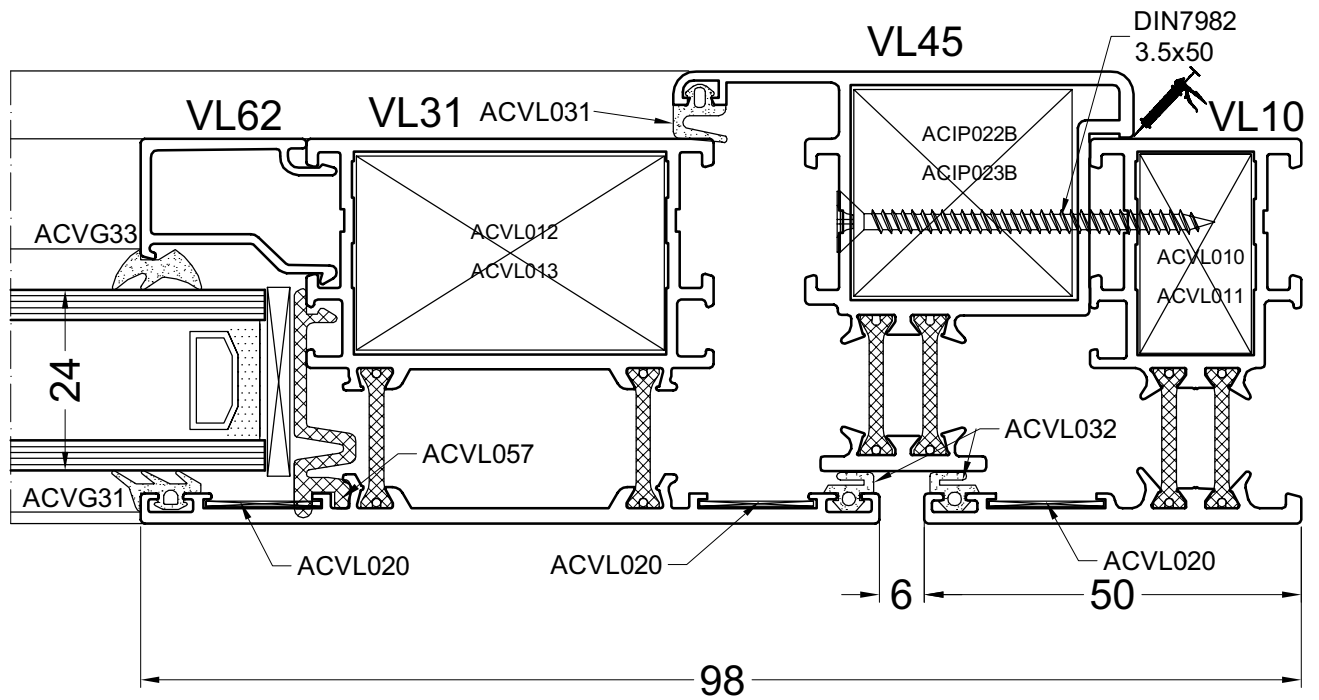
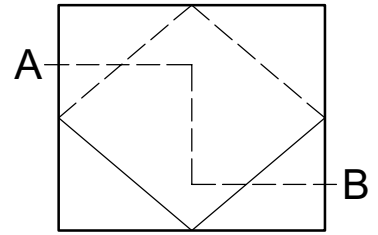
DOORSNEDE - COUPE - SCHNITT - SECTION



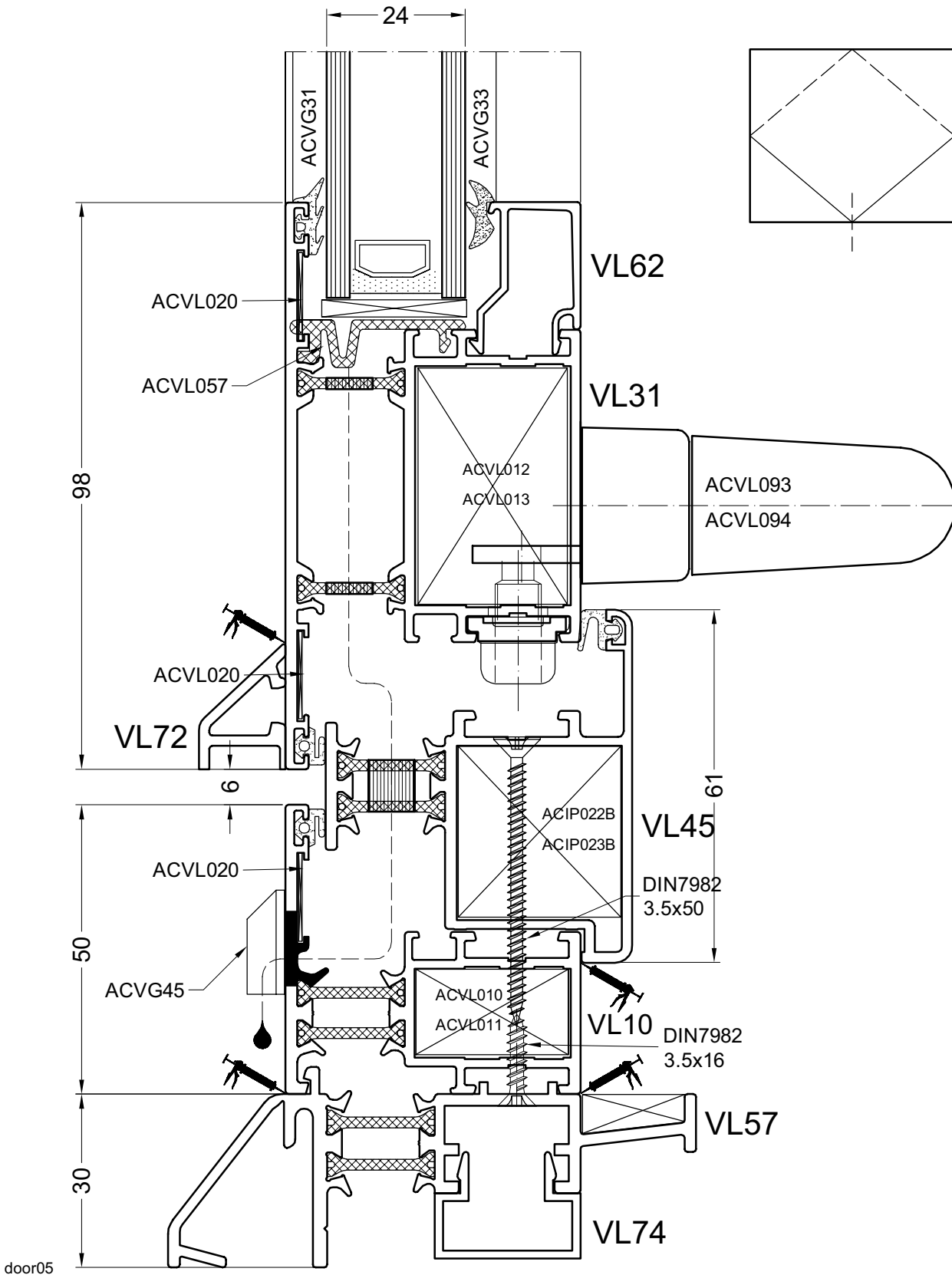
door04a

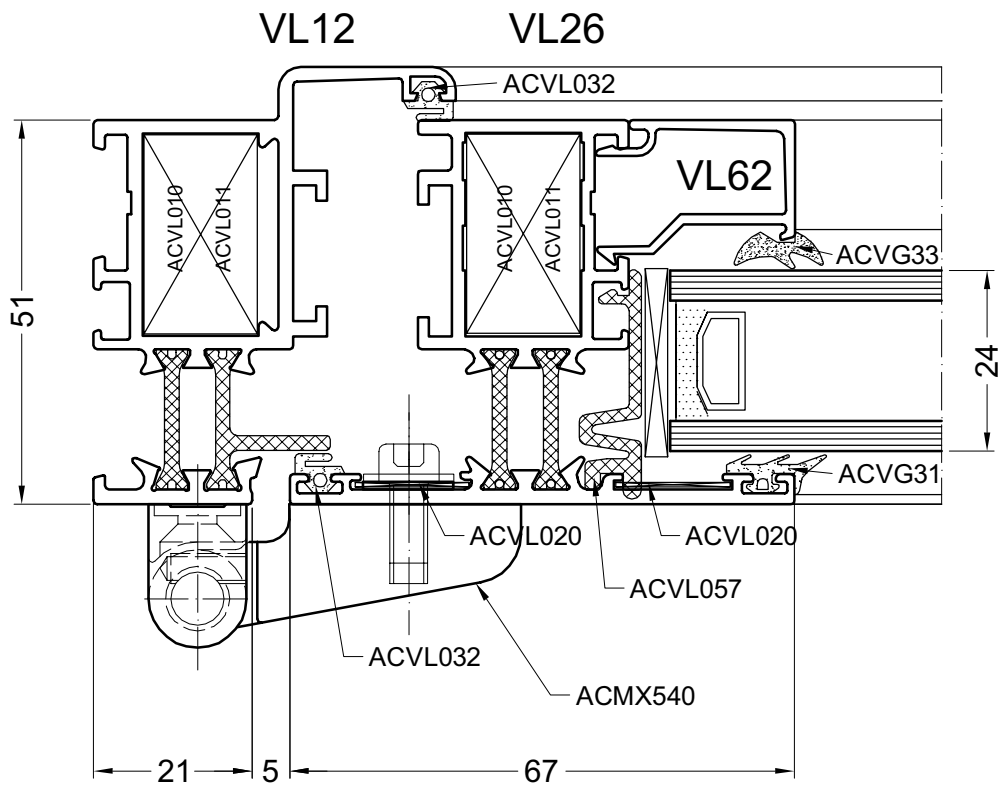
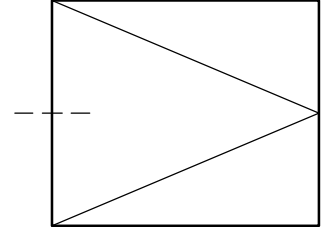
4B

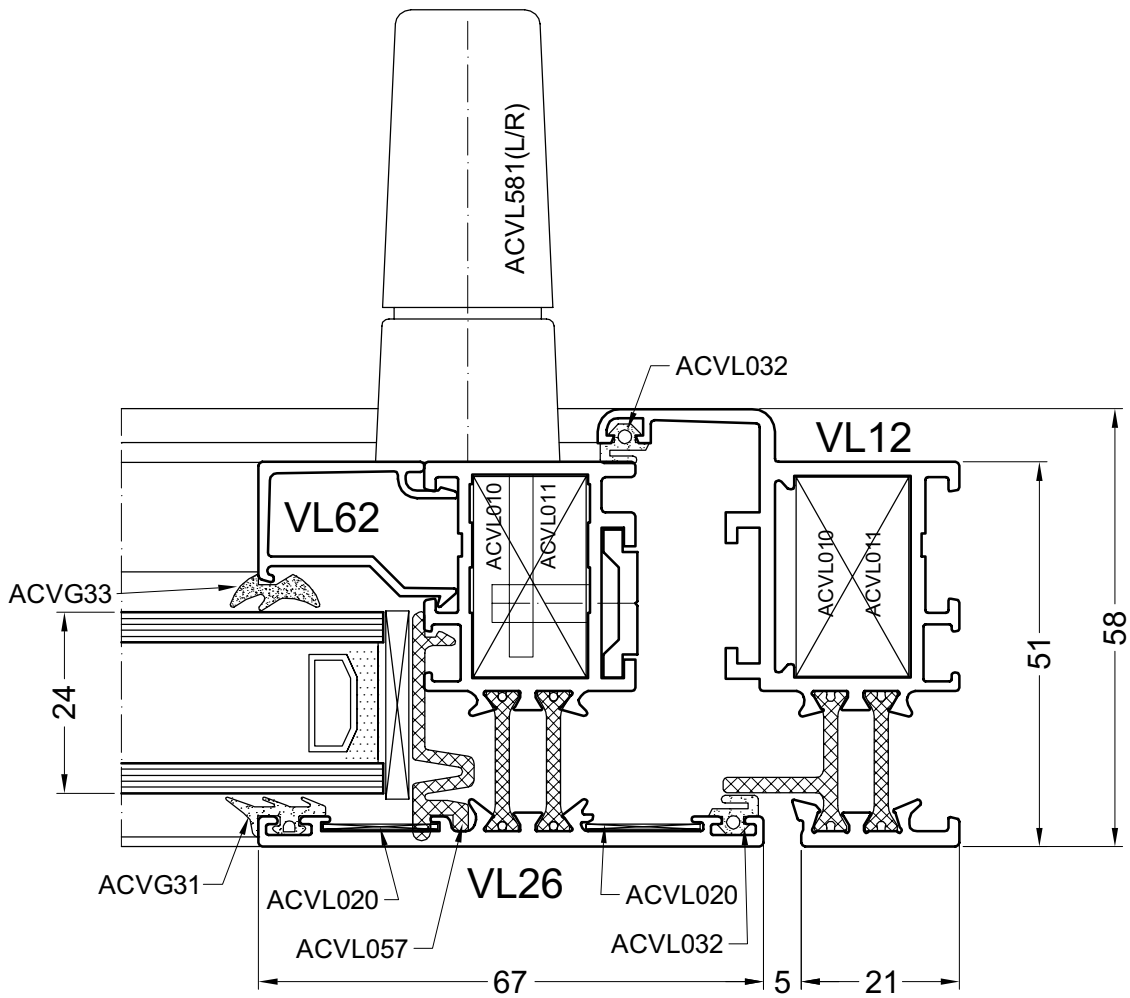
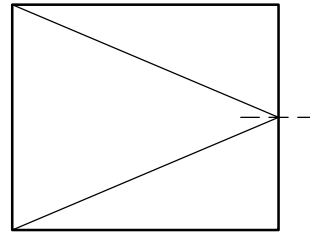
DOORSNEDE - COUPE - SCHNITT - SECTION



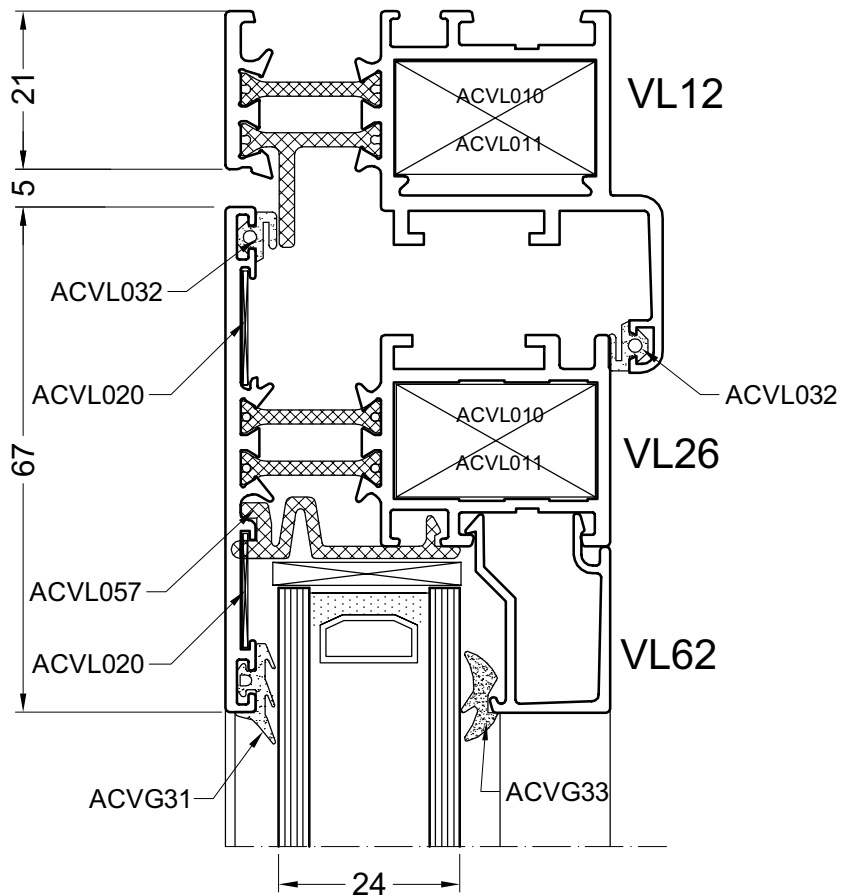
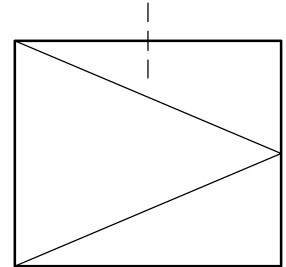
door04b

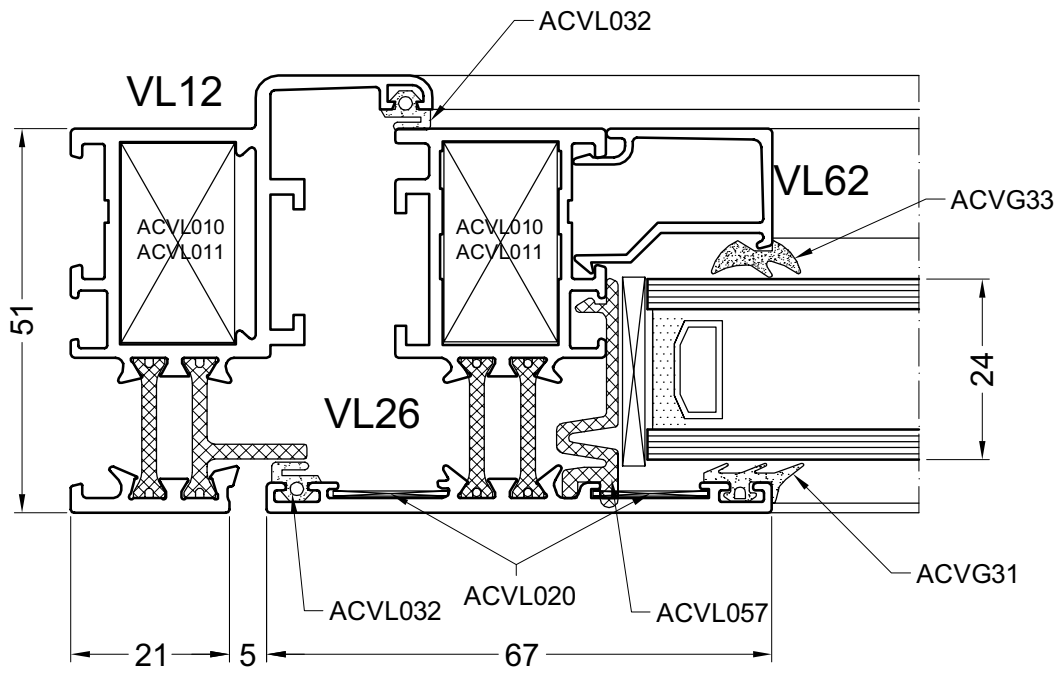
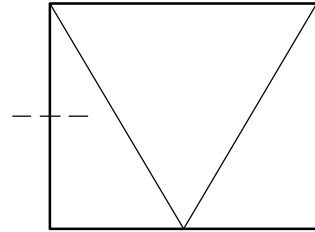






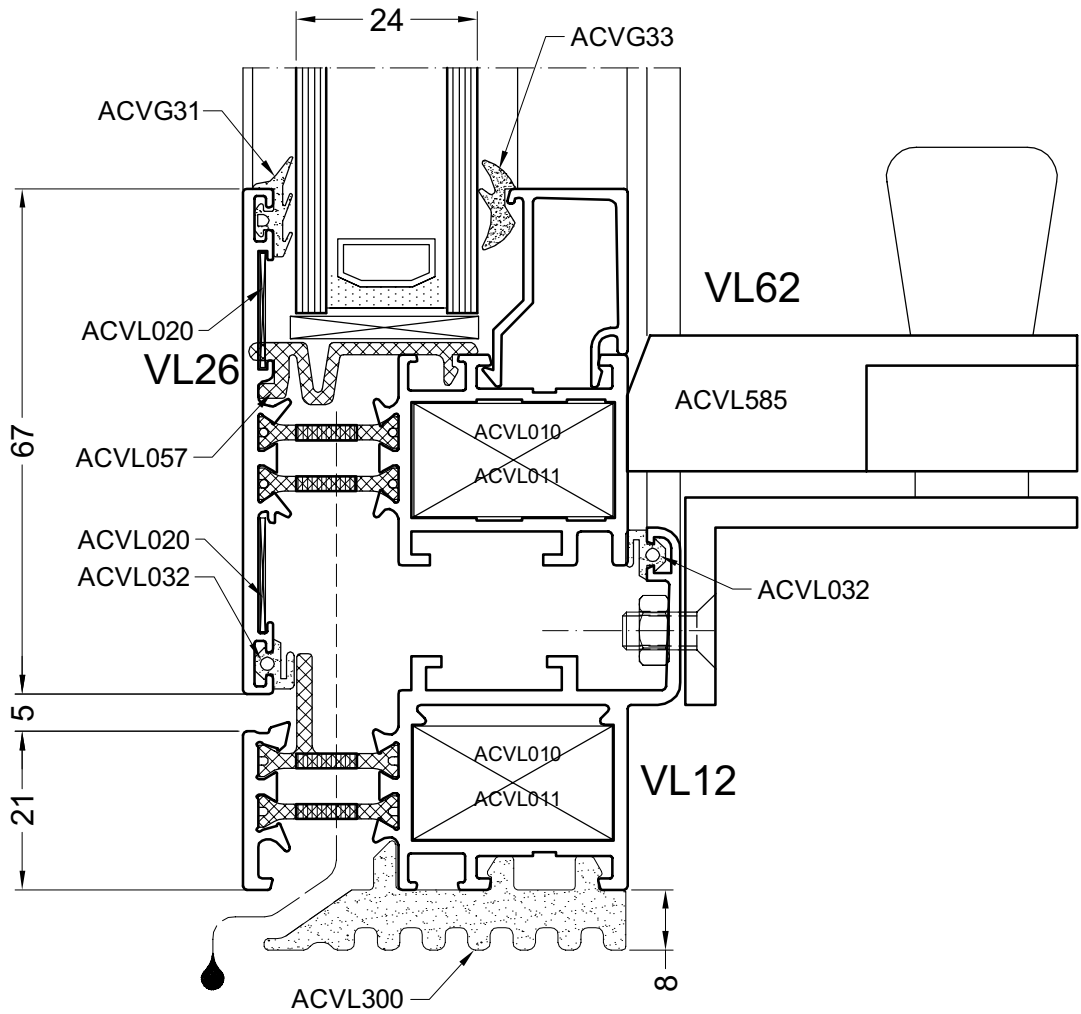
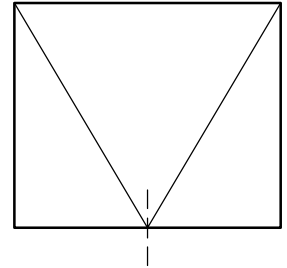
door07



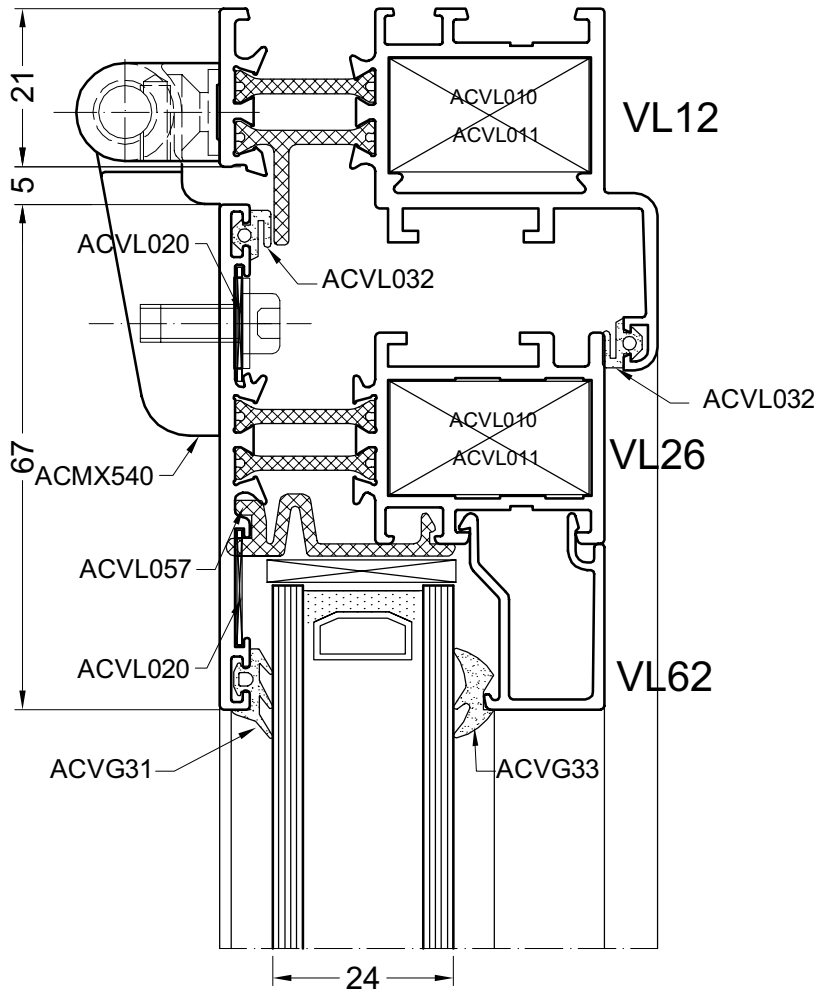
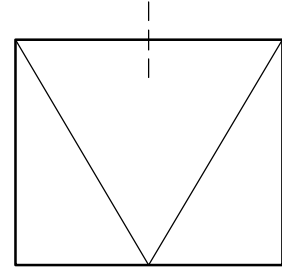


10

DOORSNEDE - COUPE - SCHNITT - SECTION



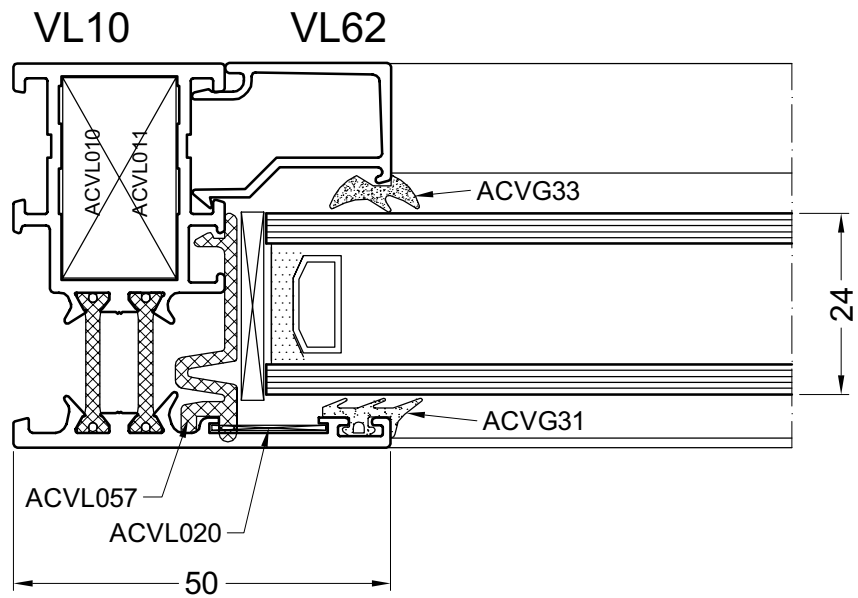
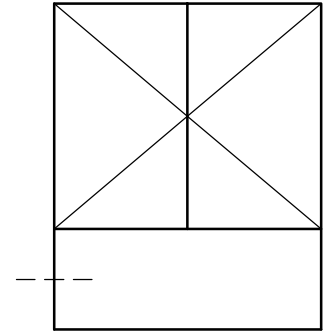
door10



door11

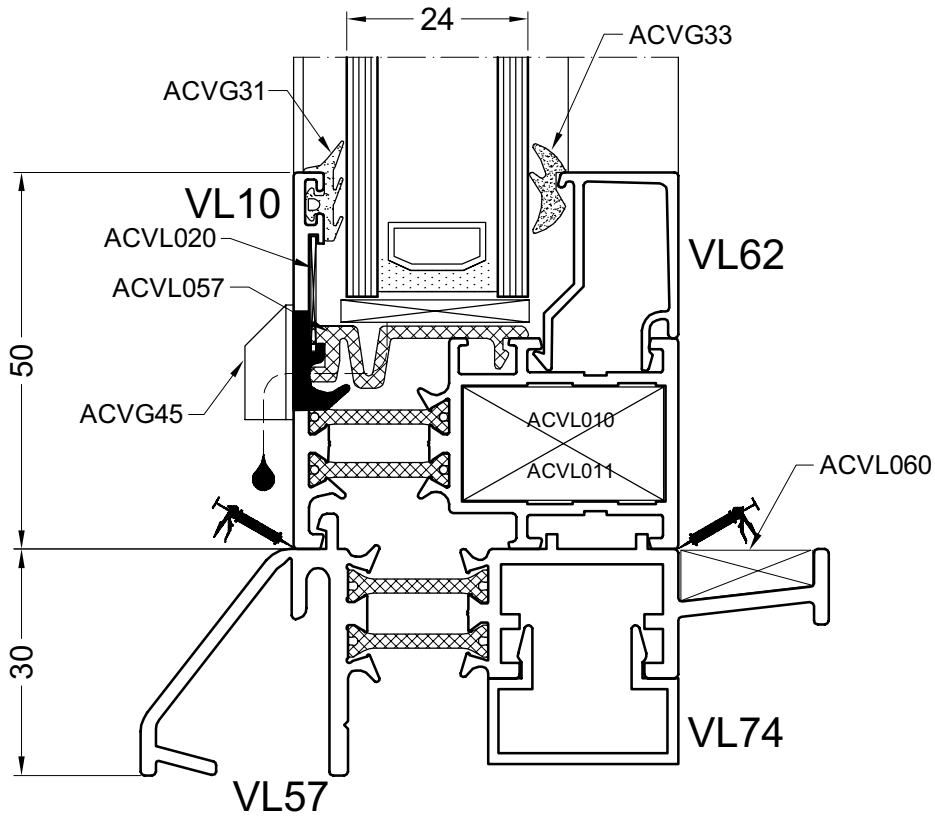
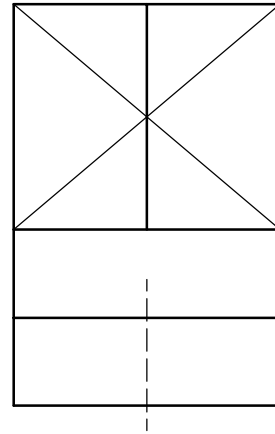
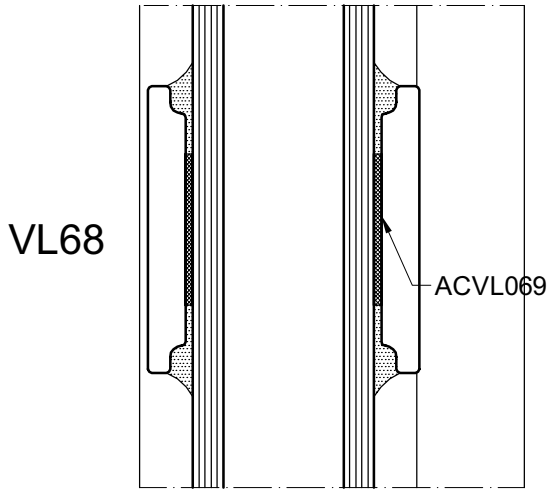
12

DOORSNEDE - COUPE - SCHNITT - SECTION



13A

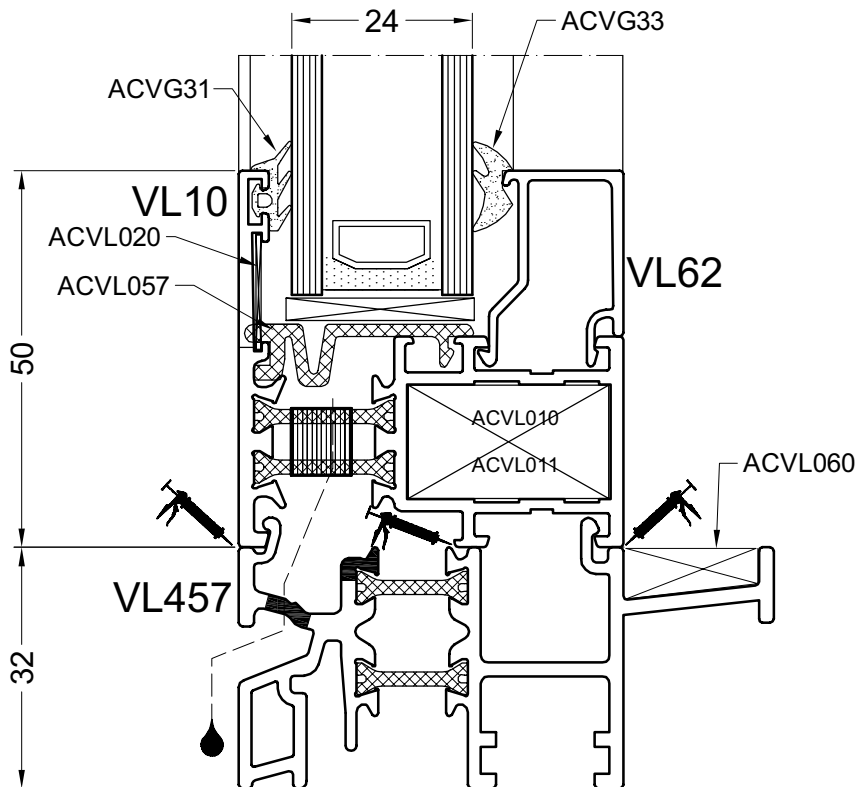
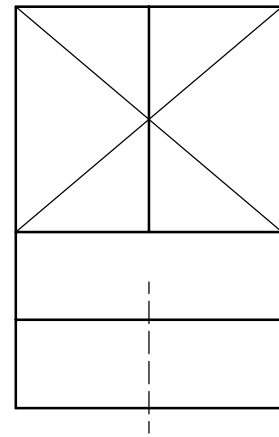
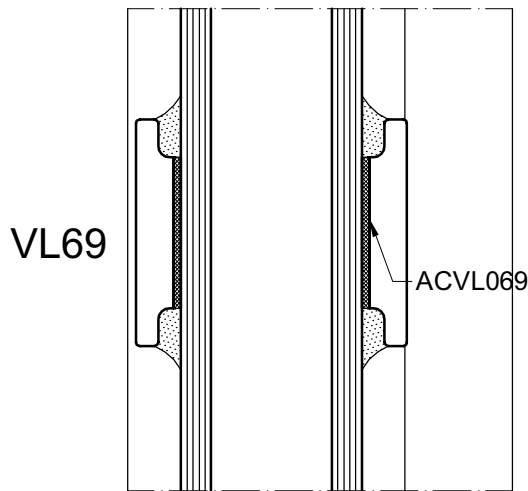
DOORSNEDE - COUPE - SCHNITT - SECTION



door13

13B

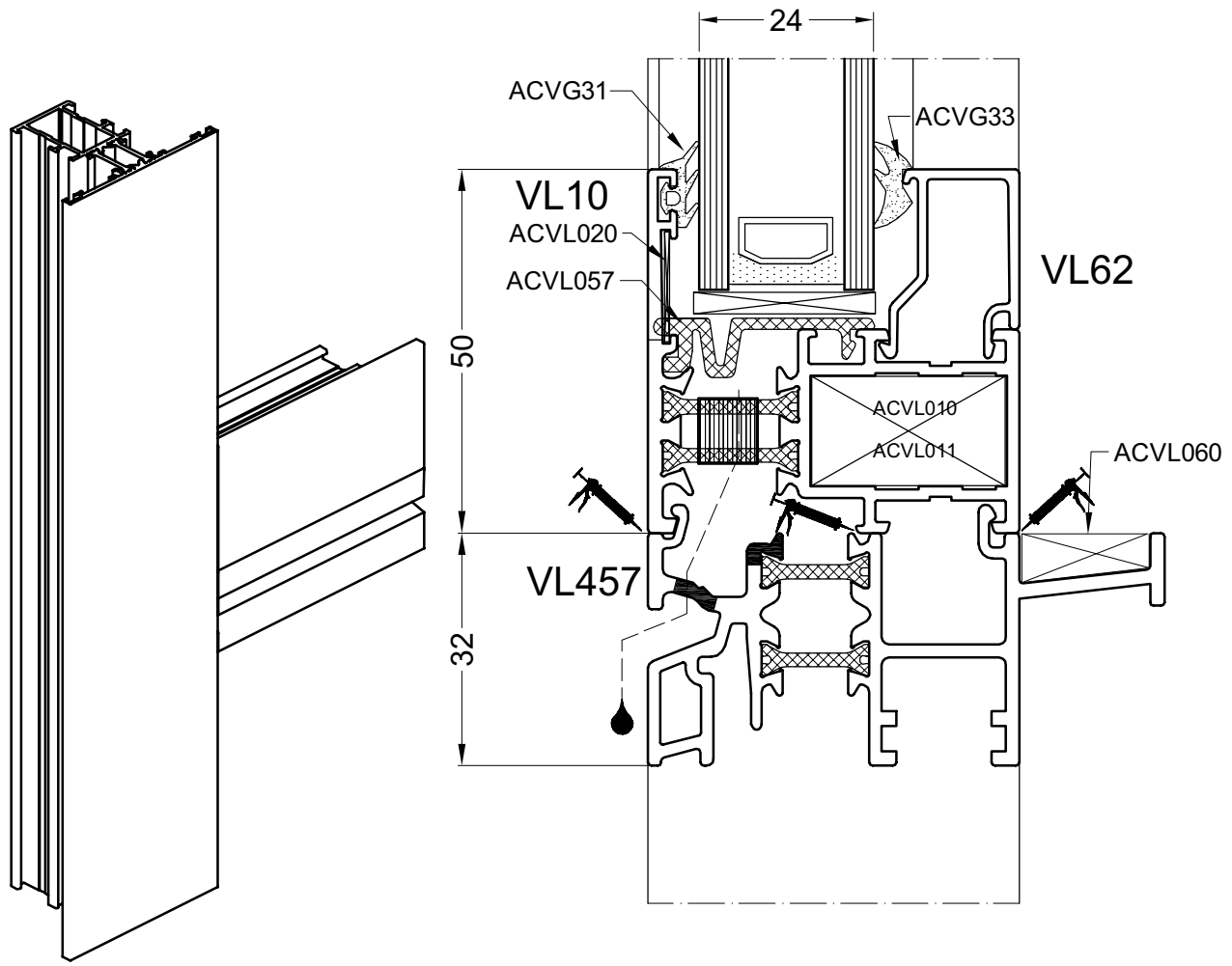
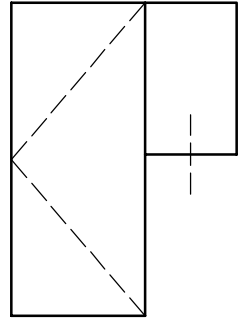
DOORSNEDE - COUPE - SCHNITT - SECTION



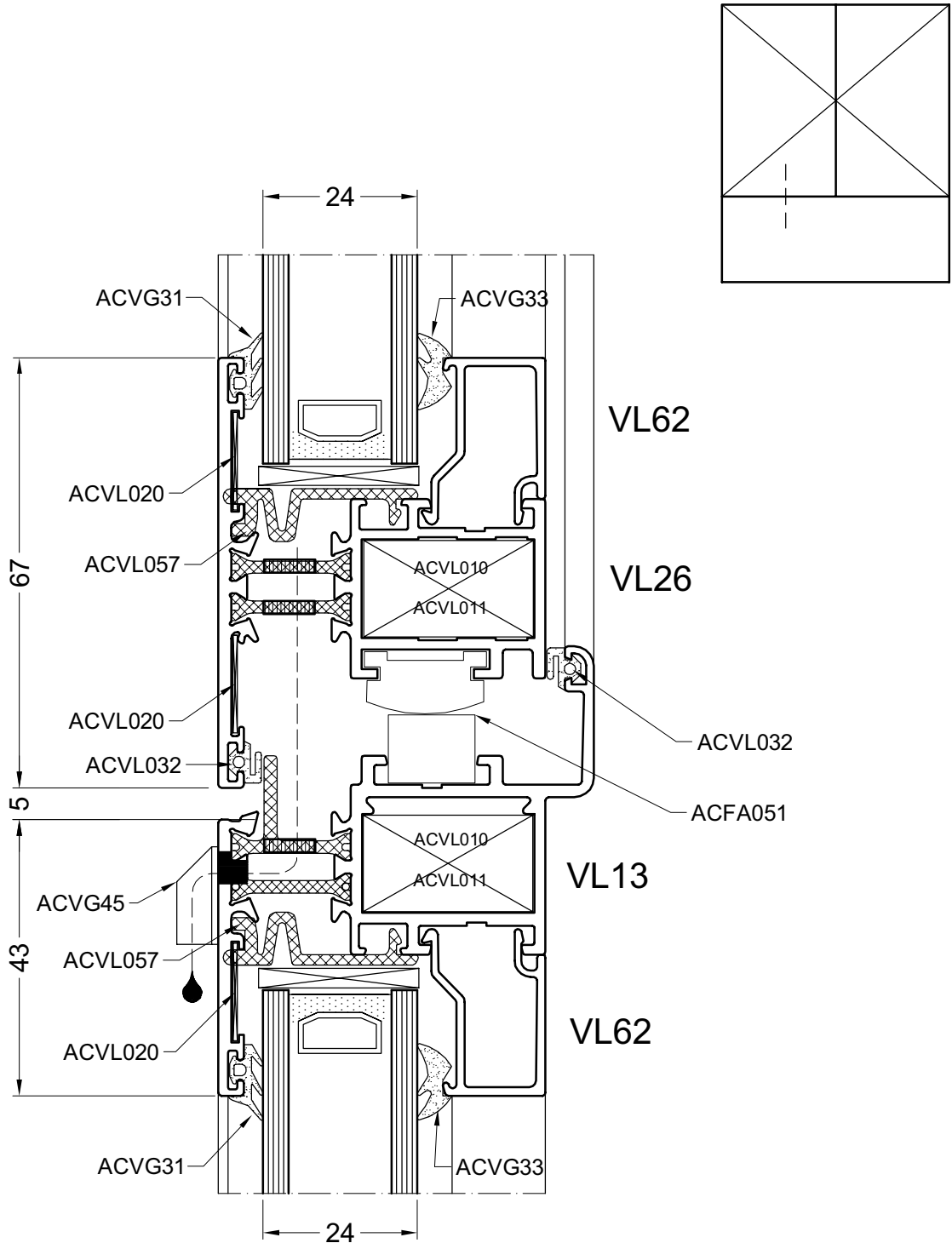
door13b

13C

DOORSNEDE - COUPE - SCHNITT - SECTION

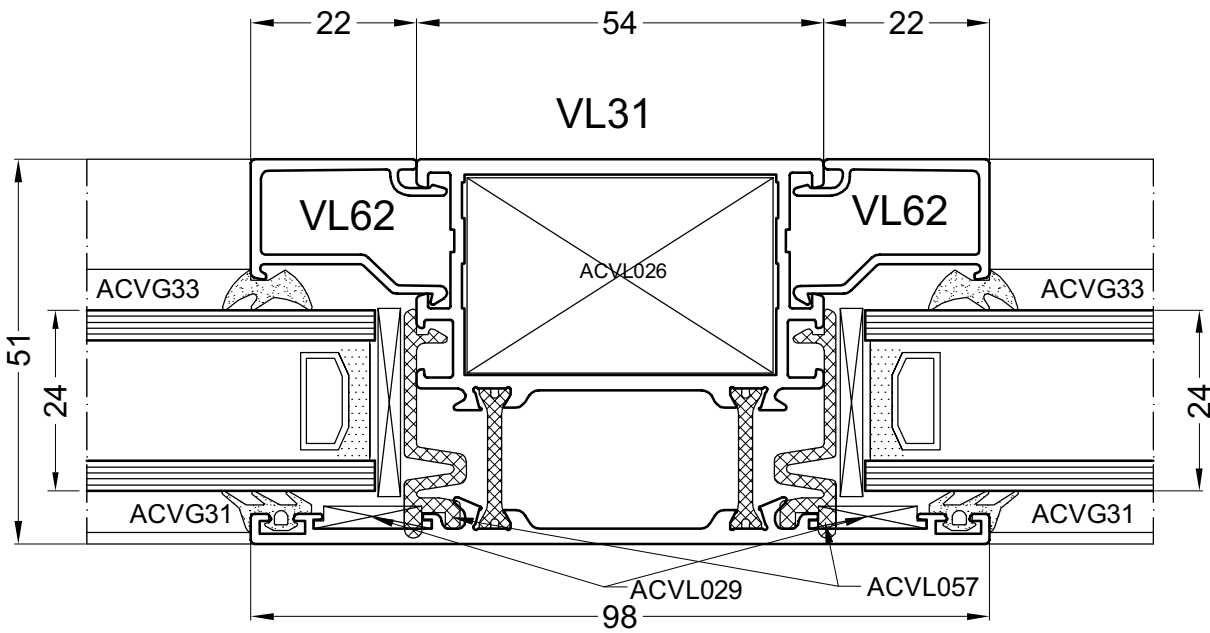
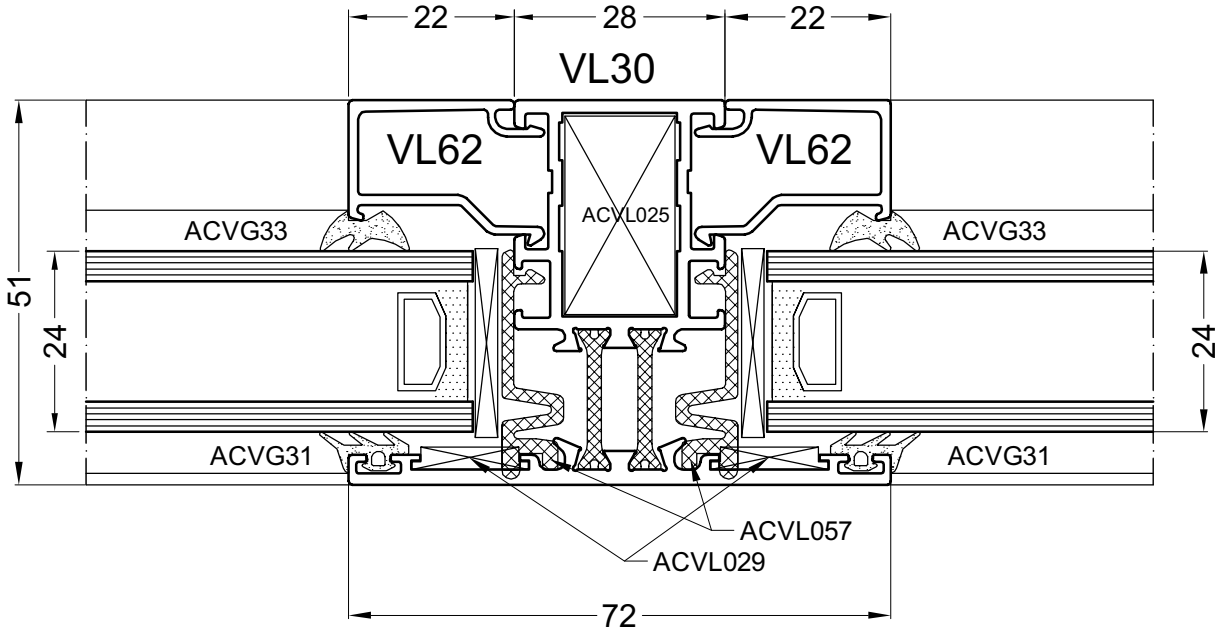
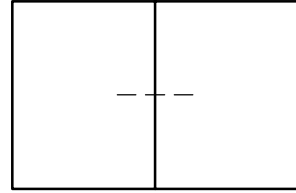


door13c



15A

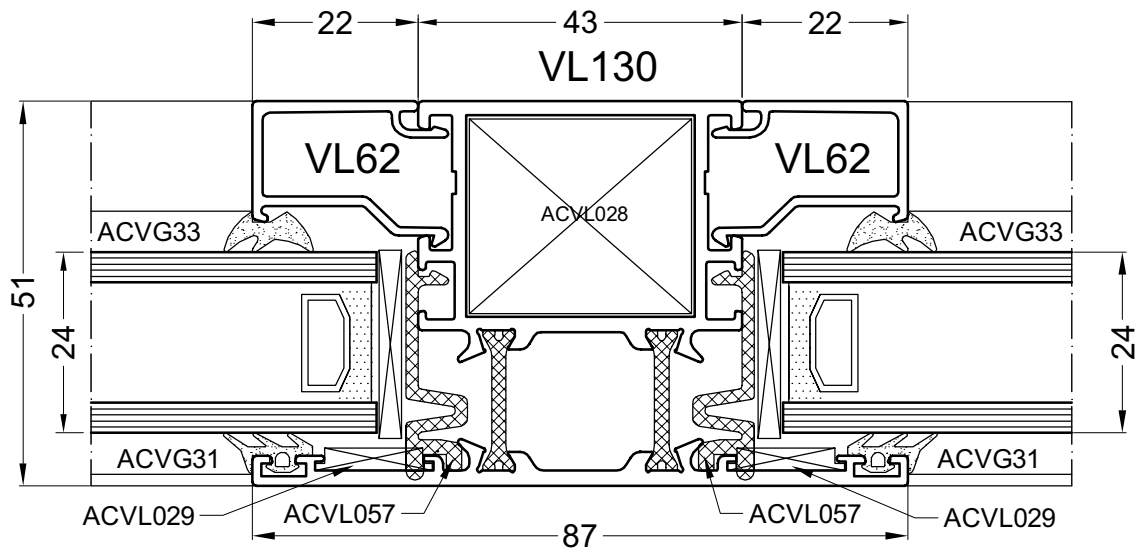
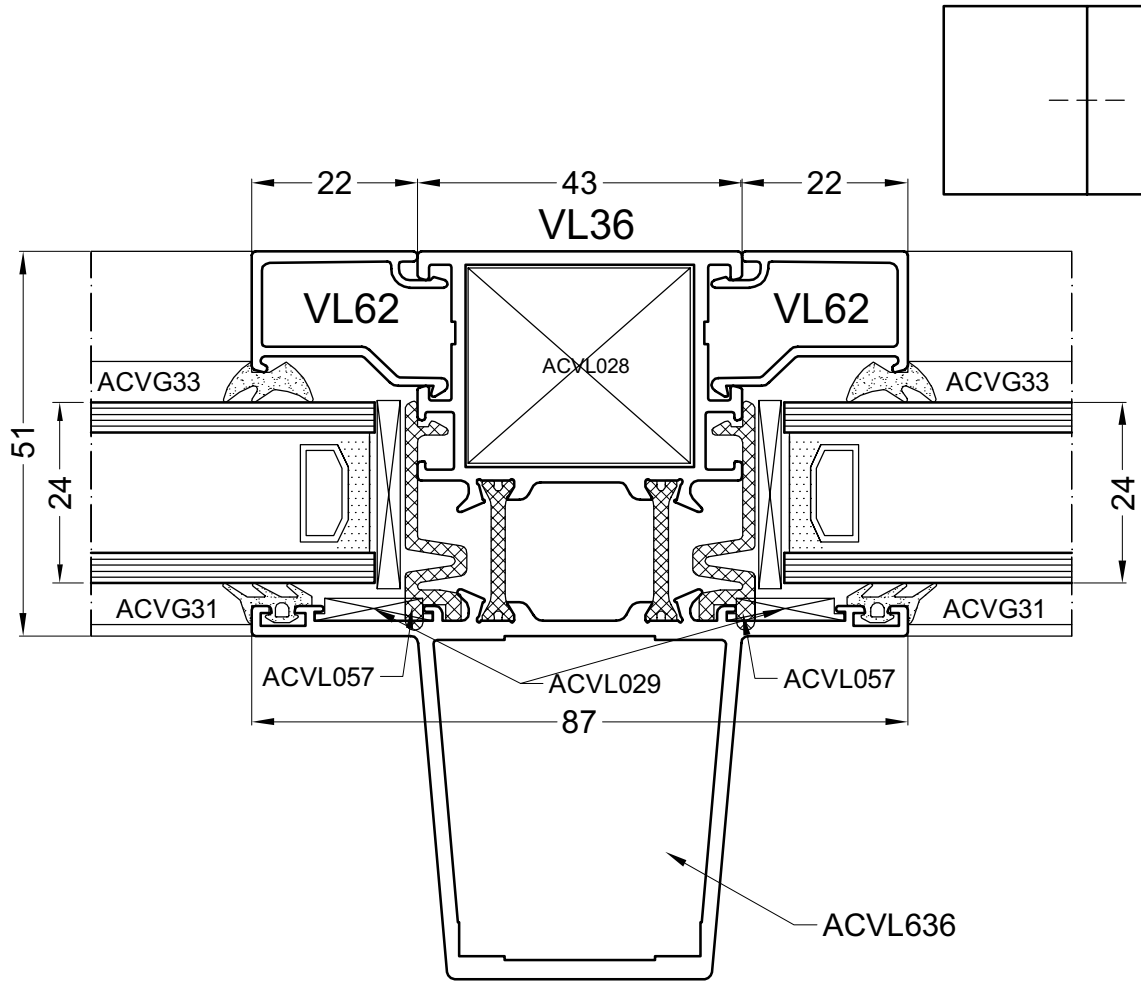
DOORSNEDE - COUPE - SCHNITT - SECTION



door15a

15B

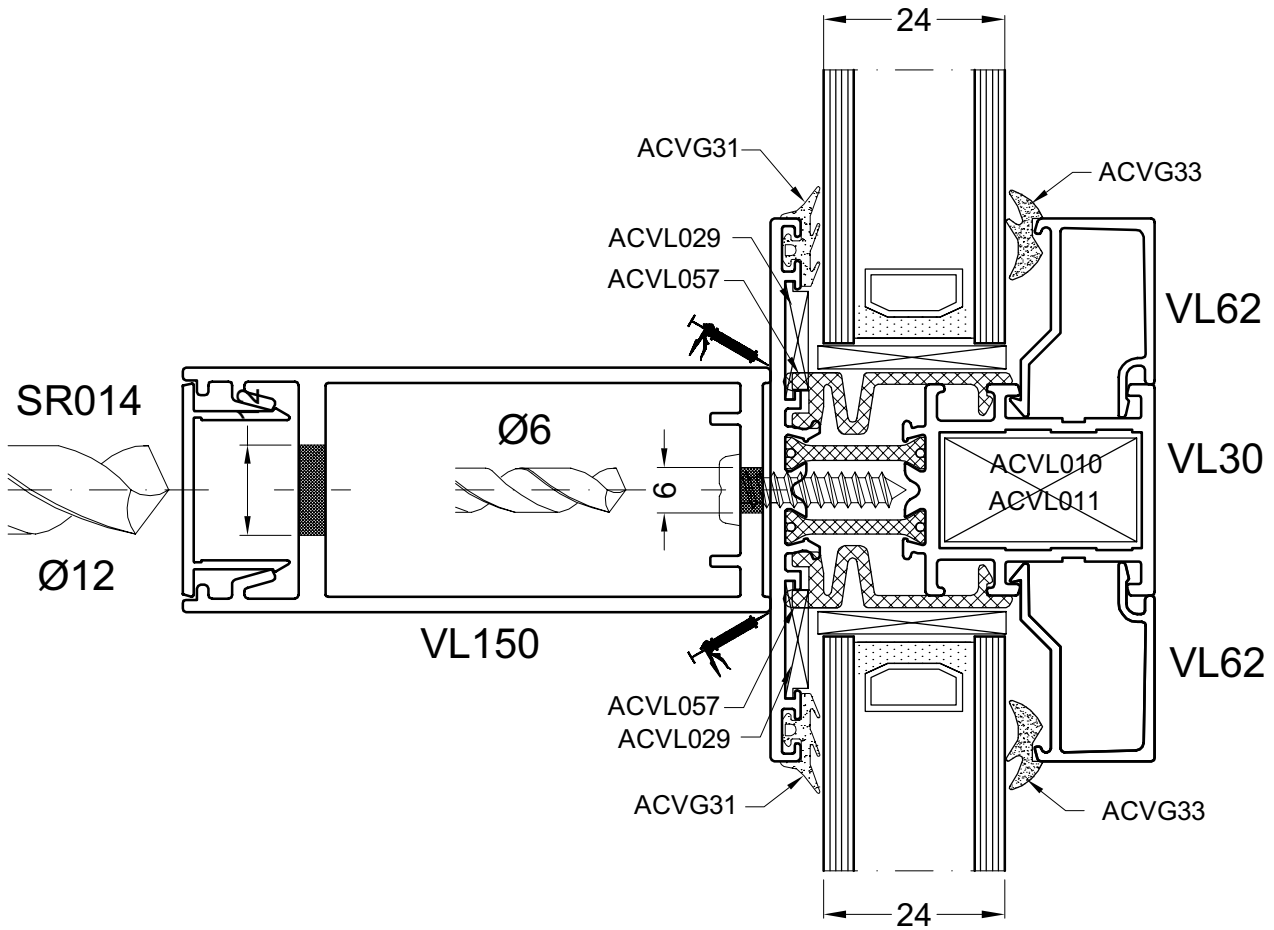
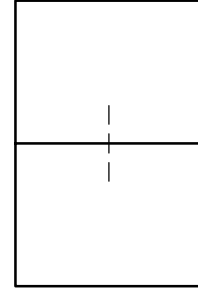
DOORSNEDE - COUPE - SCHNITT - SECTION



door15b

15C

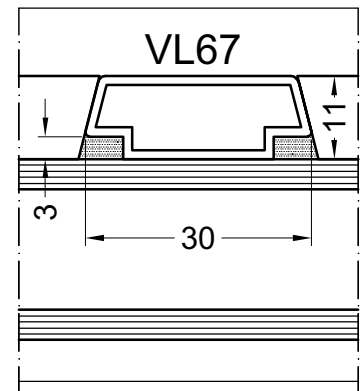
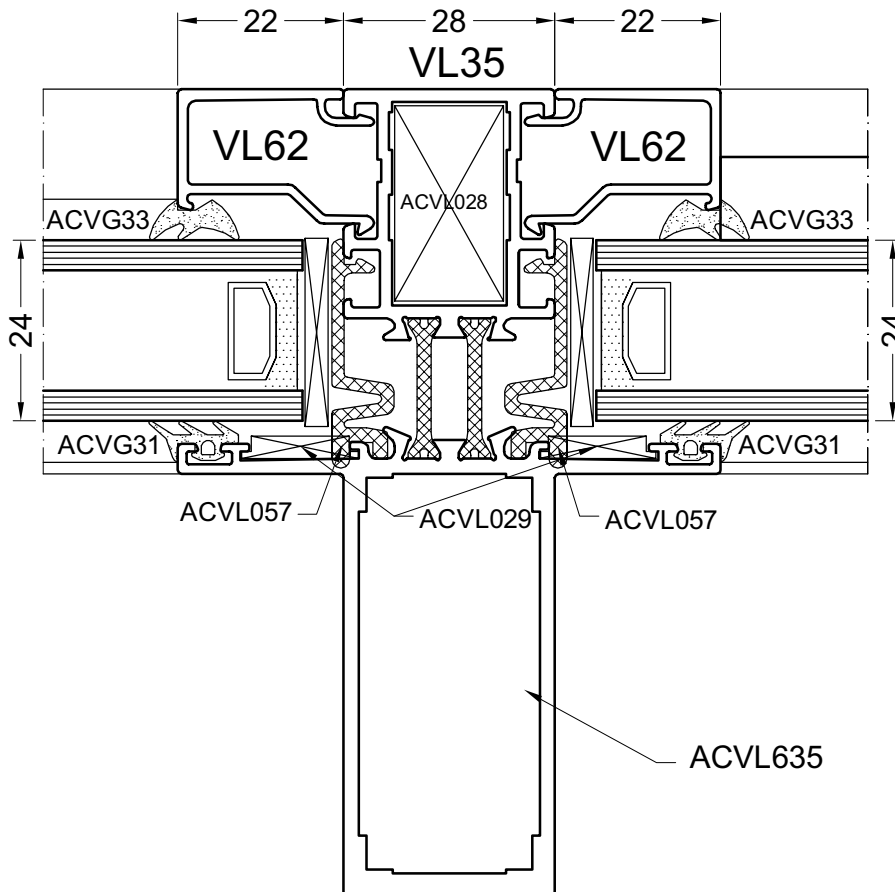
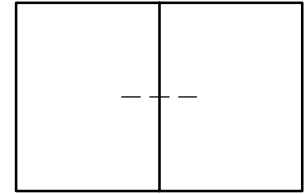
DOORSNEDE - COUPE - SCHNITT - SECTION



door15c

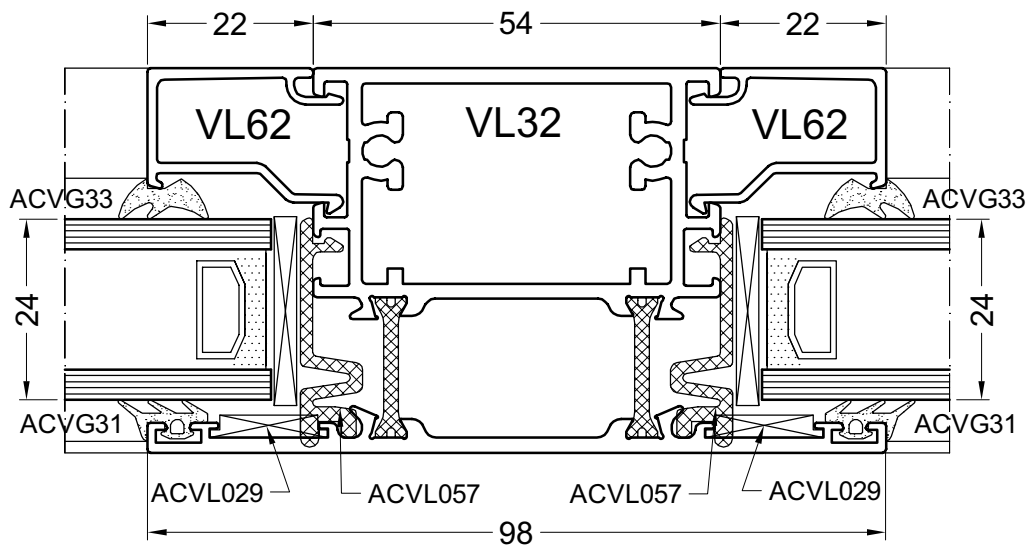
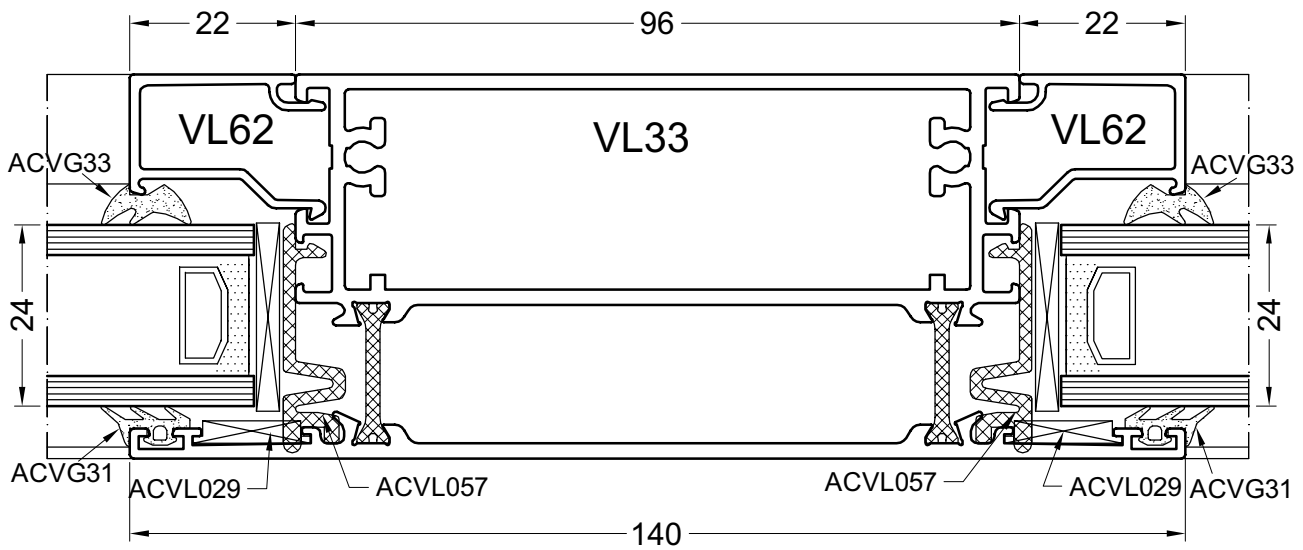
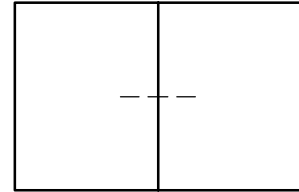
15D

DOORSNEDE - COUPE - SCHNITT - SECTION

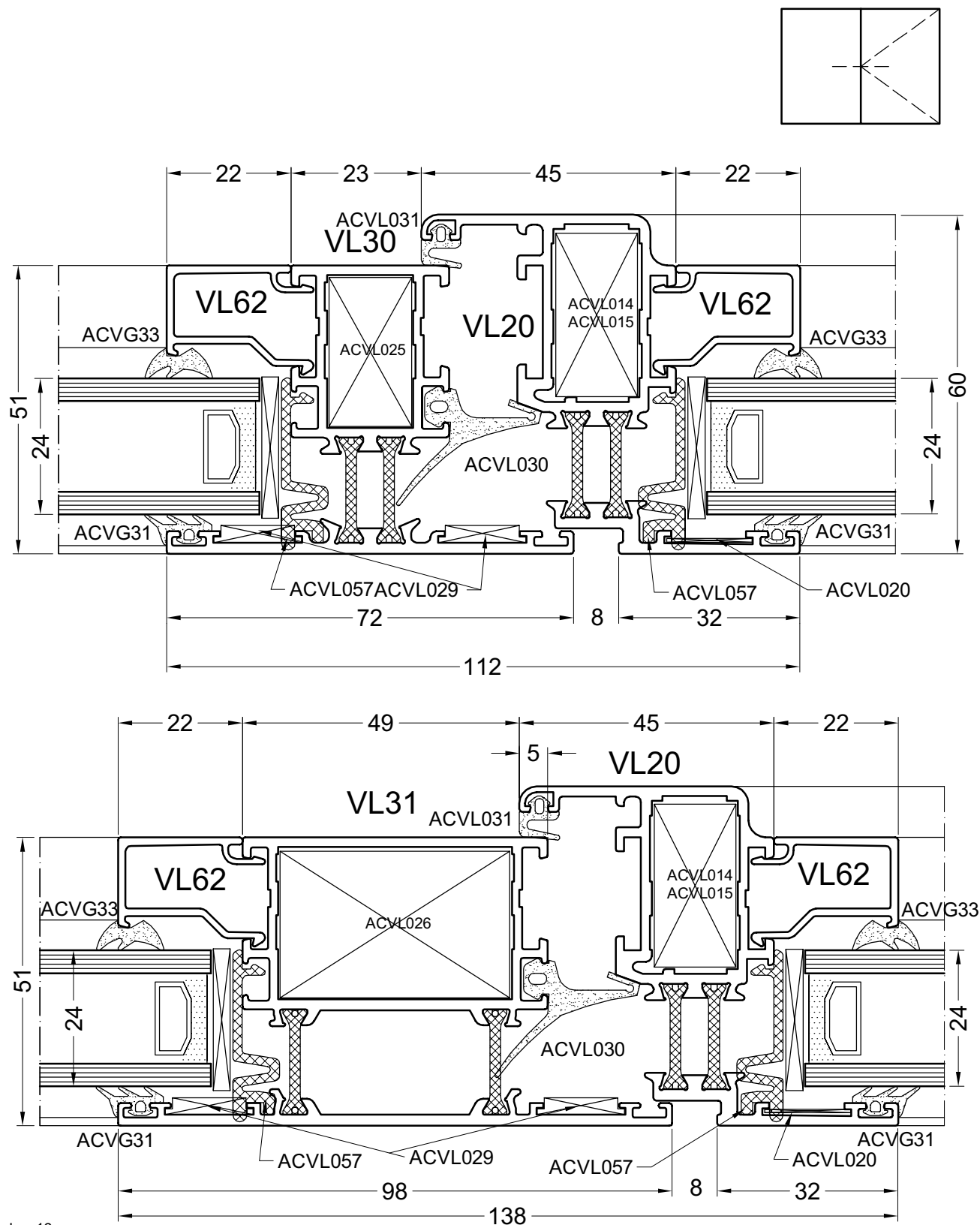


15E

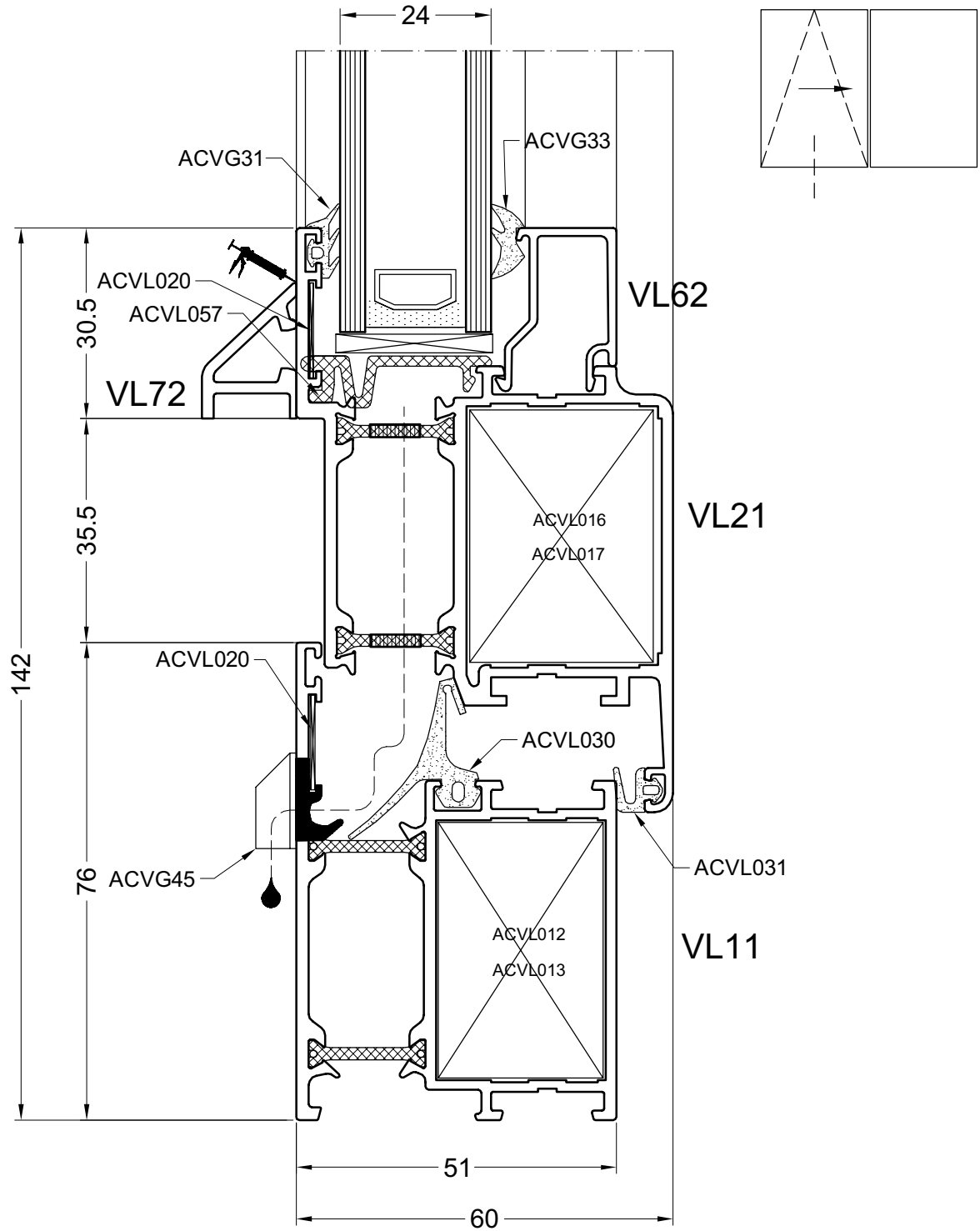
DOORSNEDE - COUPE - SCHNITT - SECTION



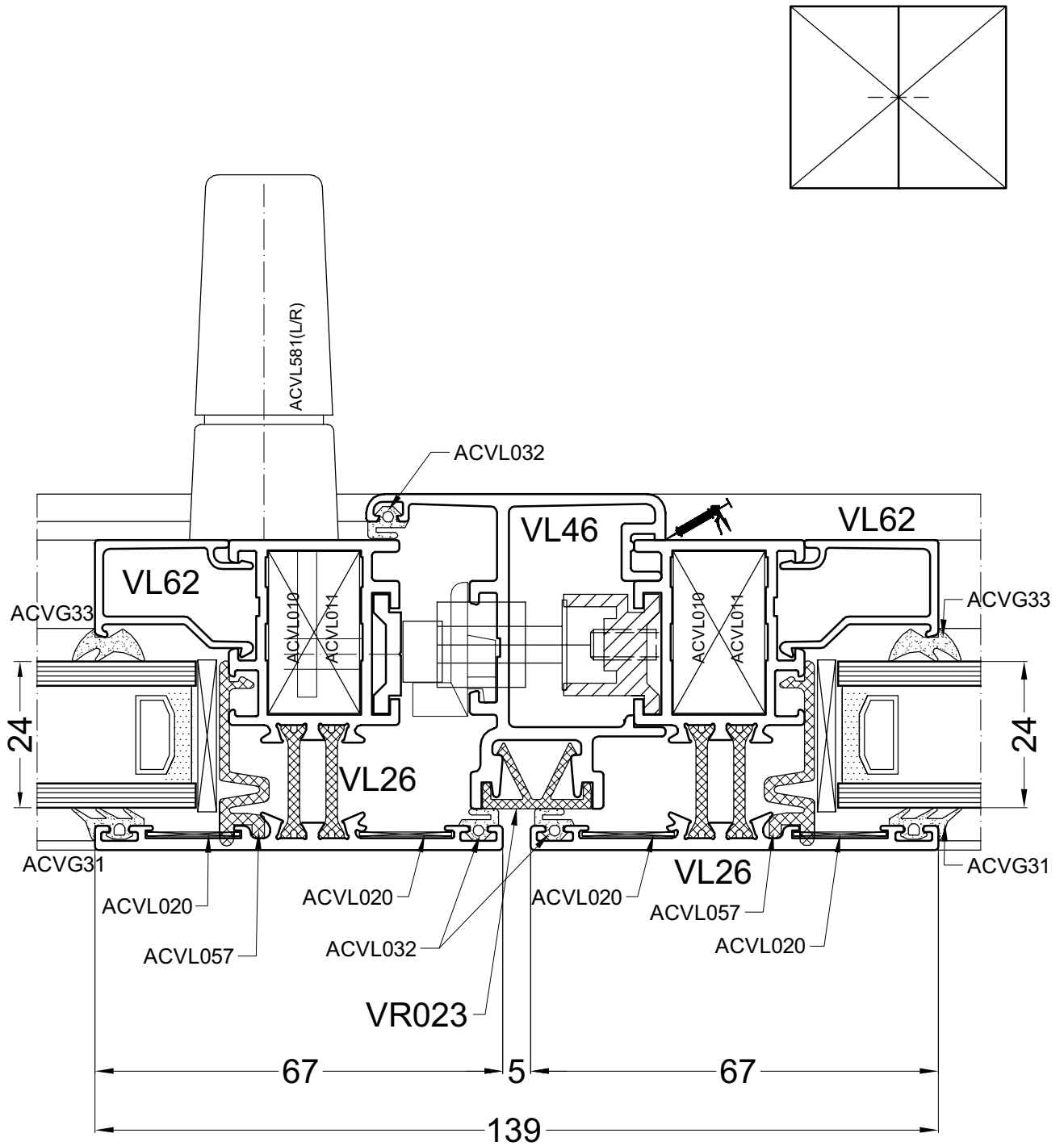
door15e



door16

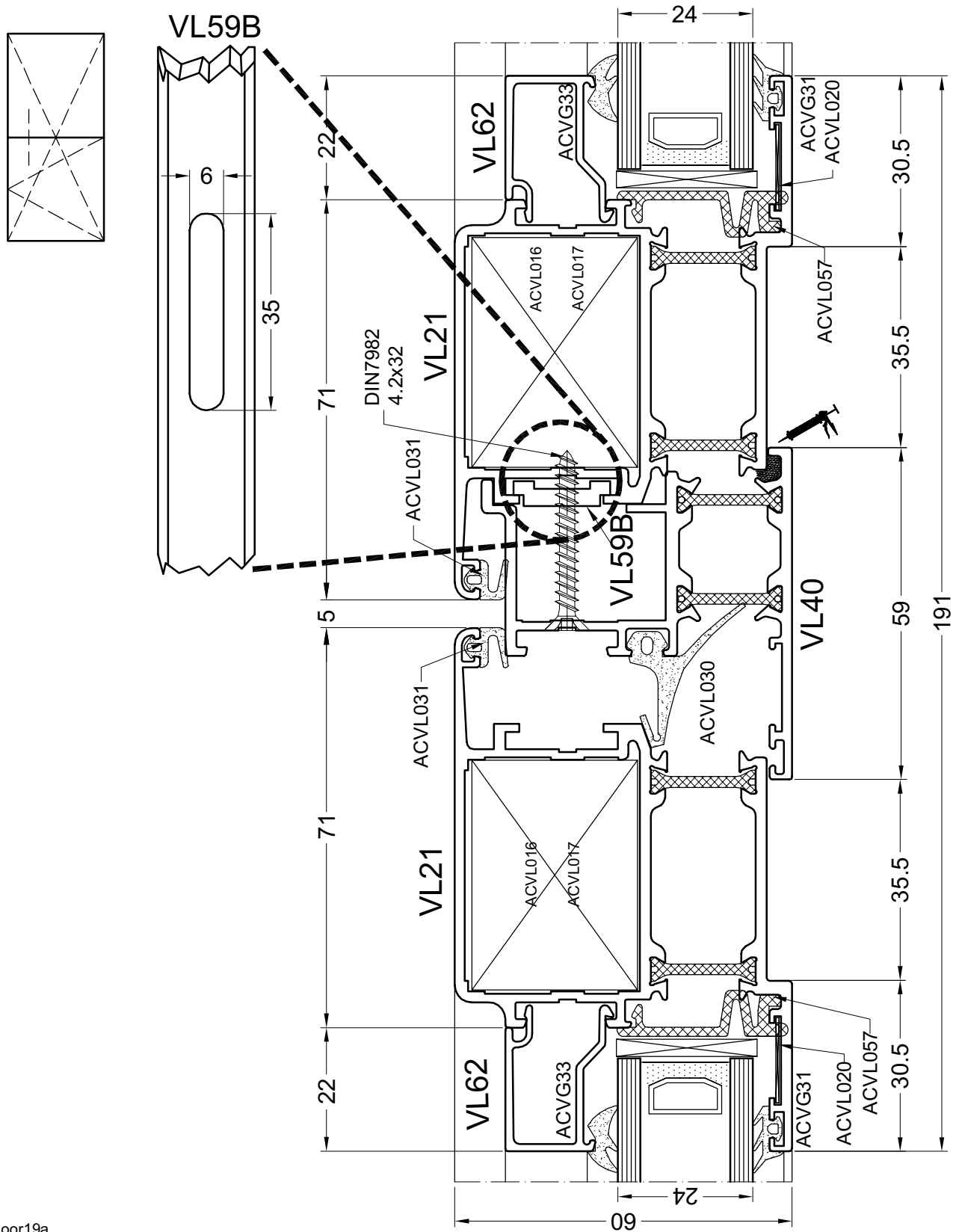


door17



19A

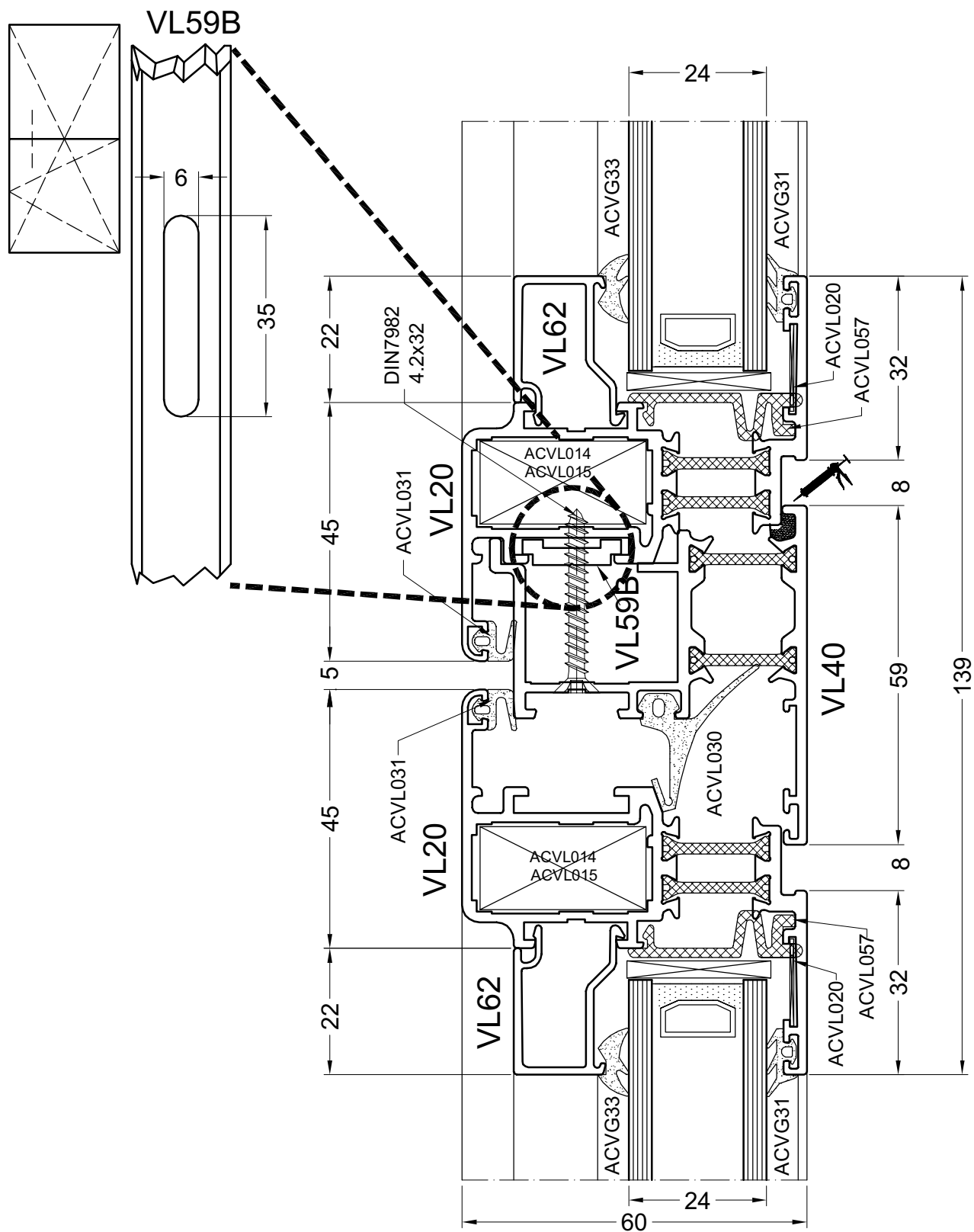
DOORSNEDE - COUPE - SCHNITT - SECTION



door19a

19B

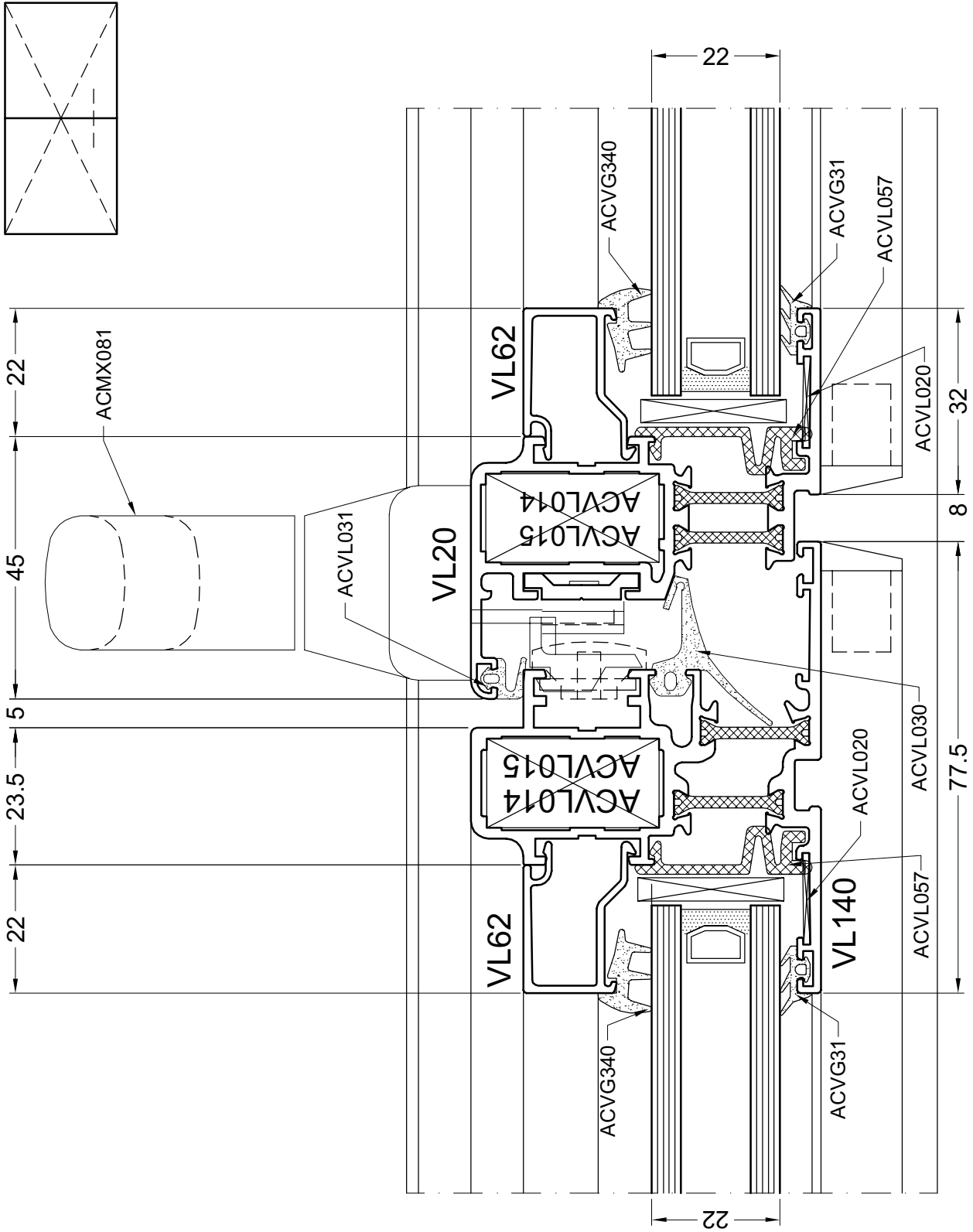
DOORSNEDE - COUPE - SCHNITT - SECTION



door19b

19C

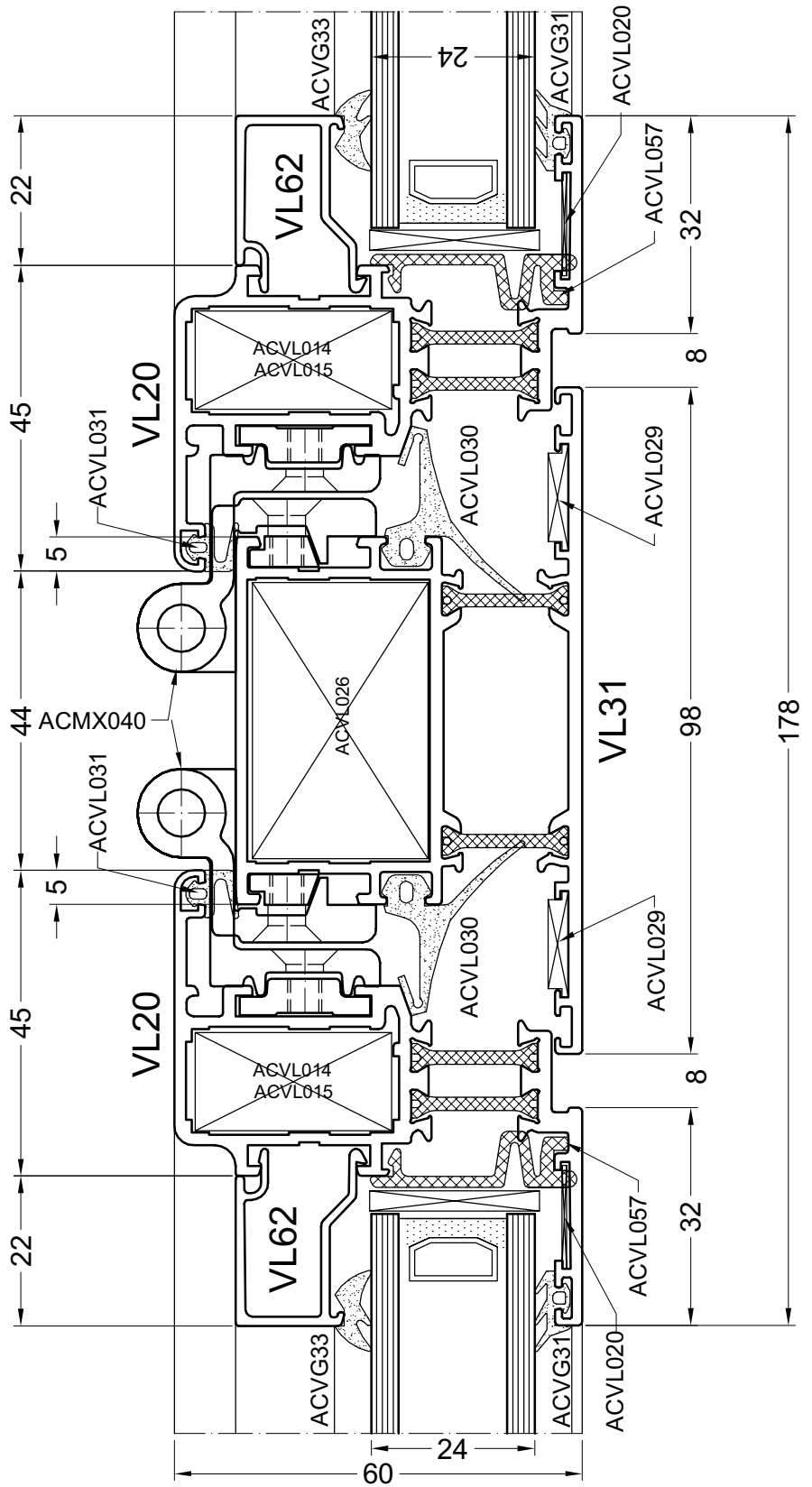
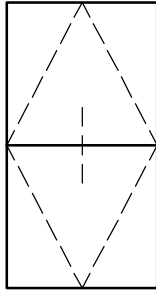
DOORSNEDE - COUPE - SCHNITT - SECTION



door19c

20

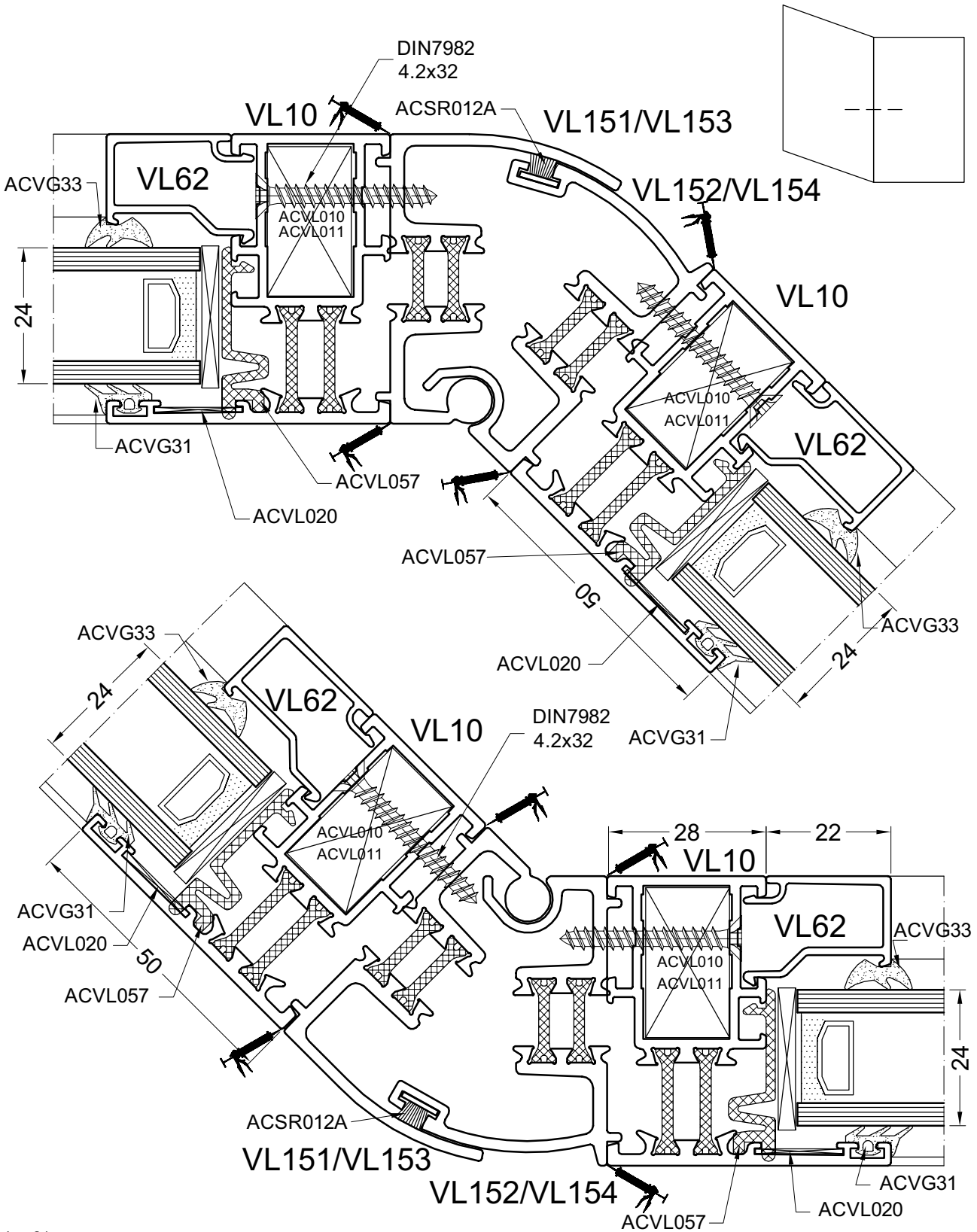
DOORSNEDE - COUPE - SCHNITT - SECTION



door20

21A

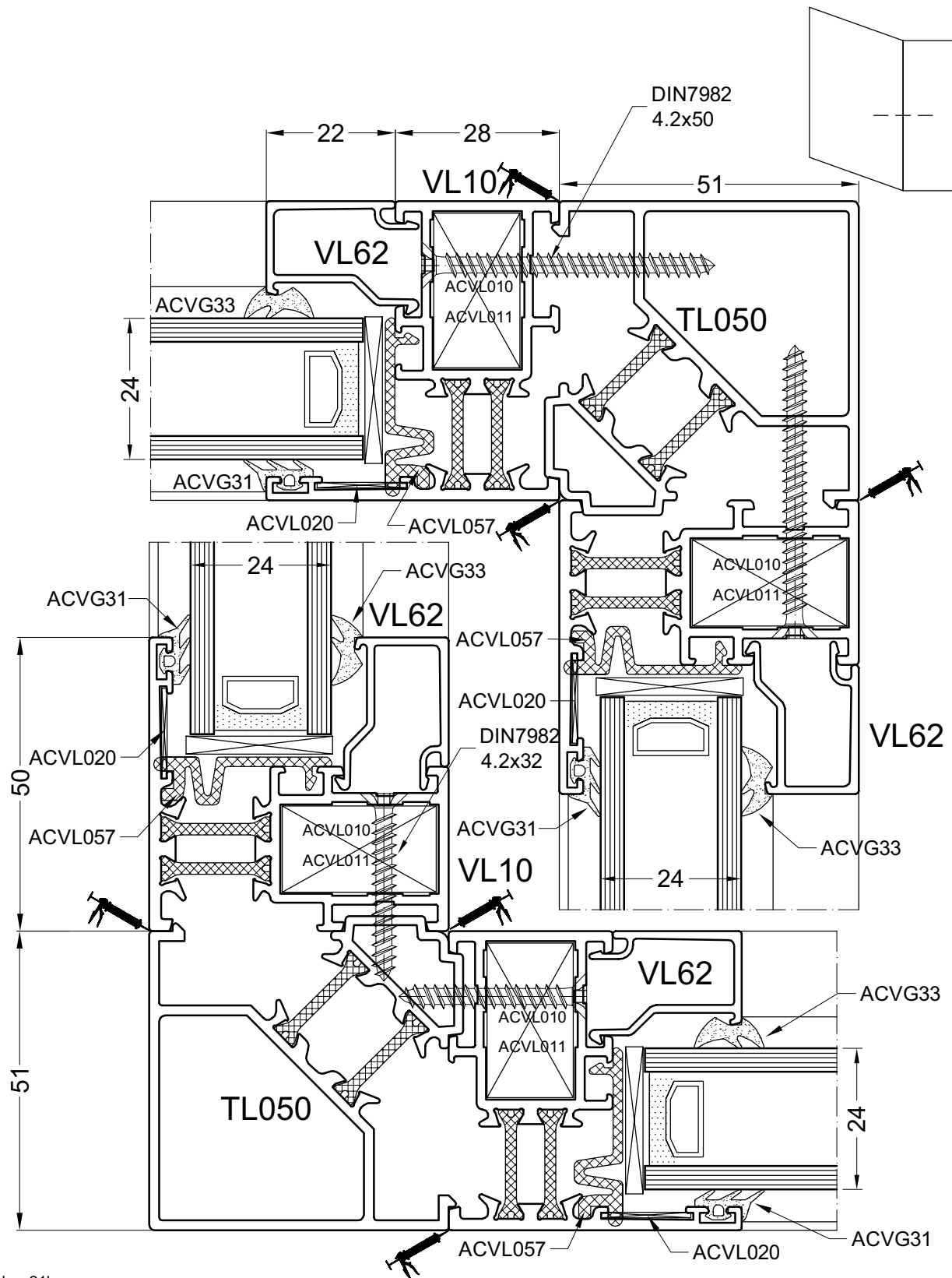
DOORSNEDE - COUPE - SCHNITT - SECTION



door21a

21B

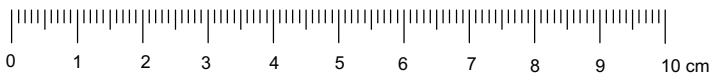
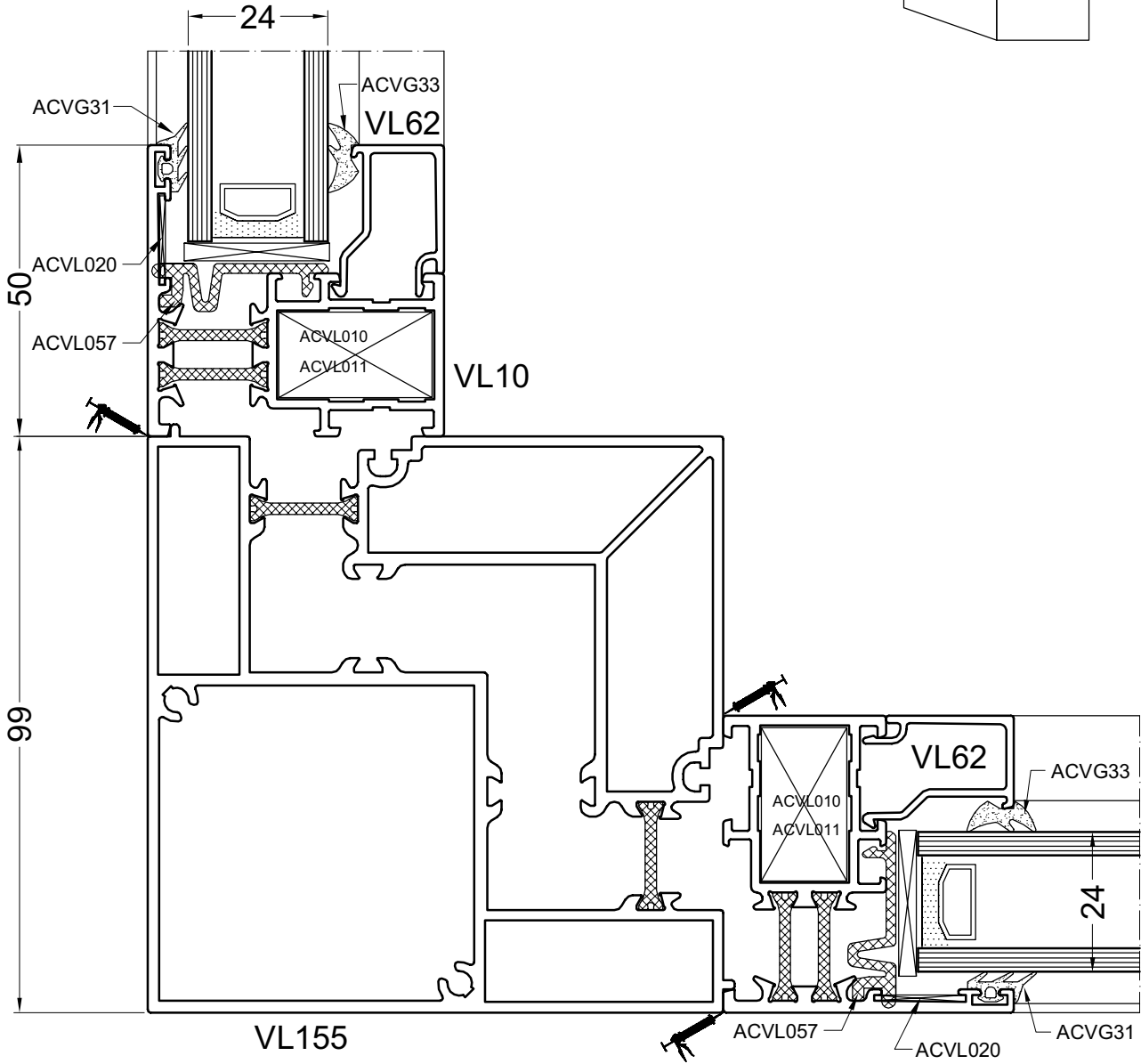
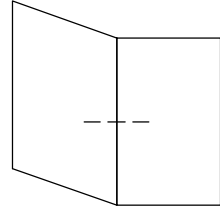
DOORSNEDE - COUPE - SCHNITT - SECTION



door21b

21C

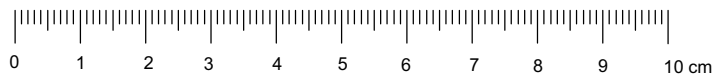
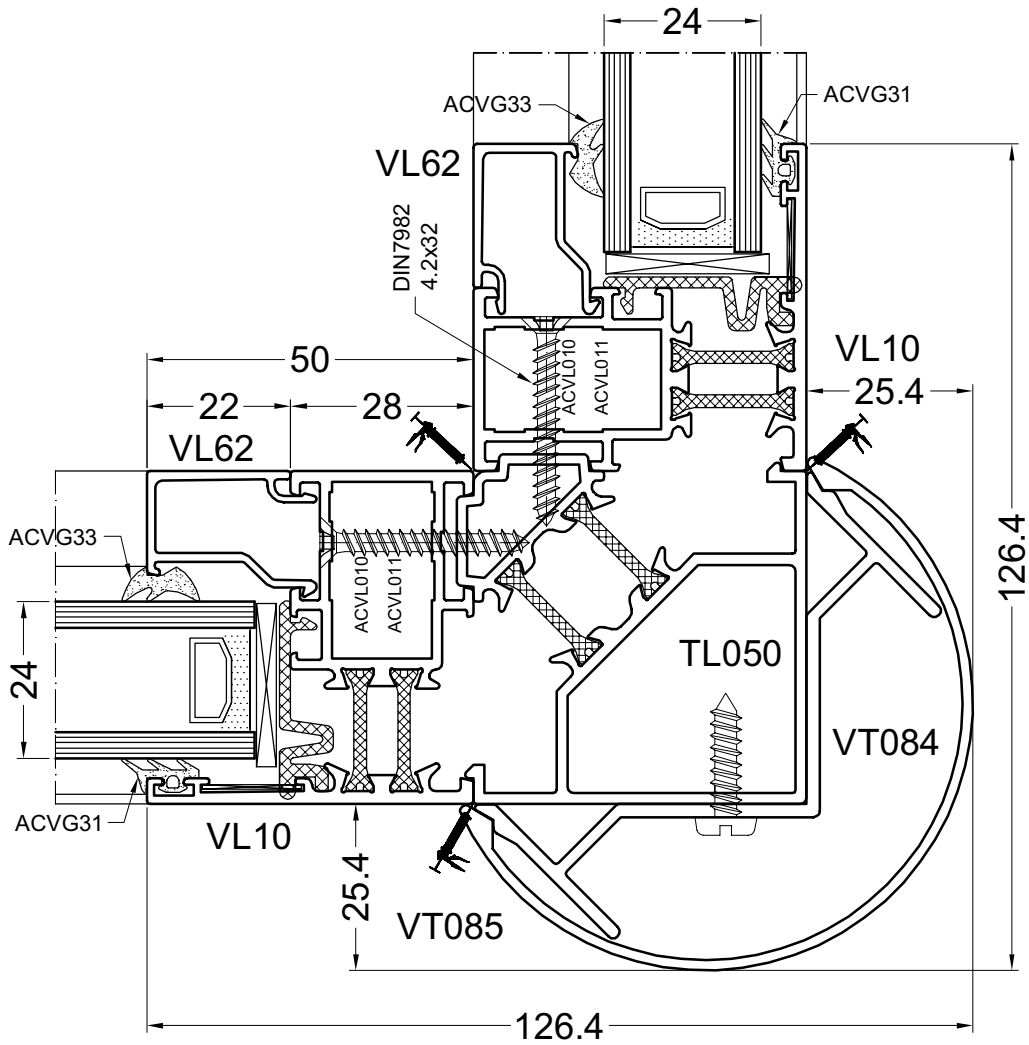
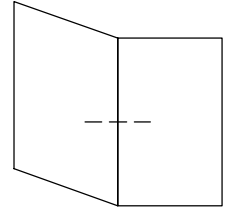
DOORSNEDE - COUPE - SCHNITT - SECTION



door21f

21D

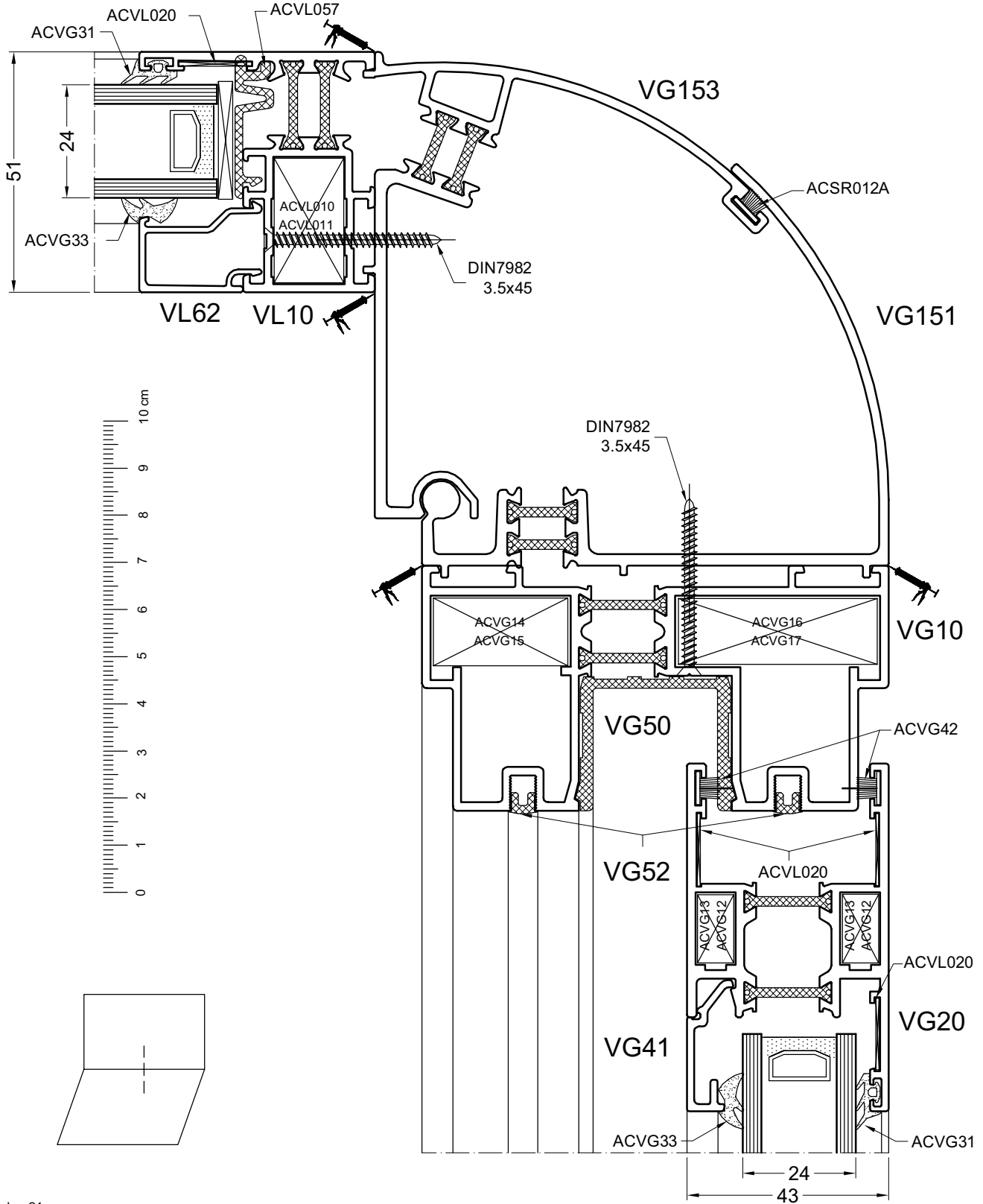
DOORSNEDE - COUPE - SCHNITT - SECTION



door21g

21E

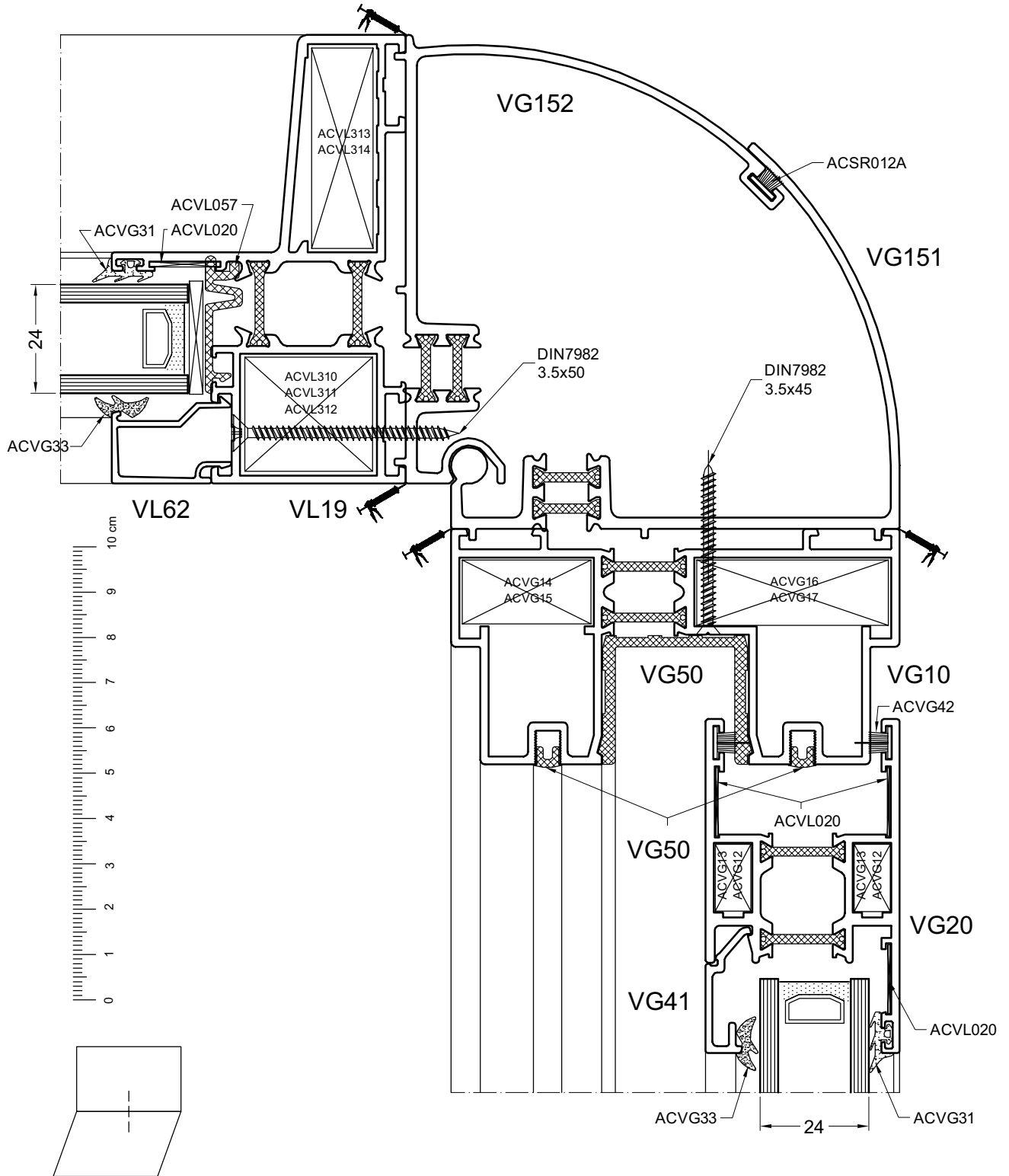
DOORSNEDE - COUPE - SCHNITT - SECTION



door21c

21F

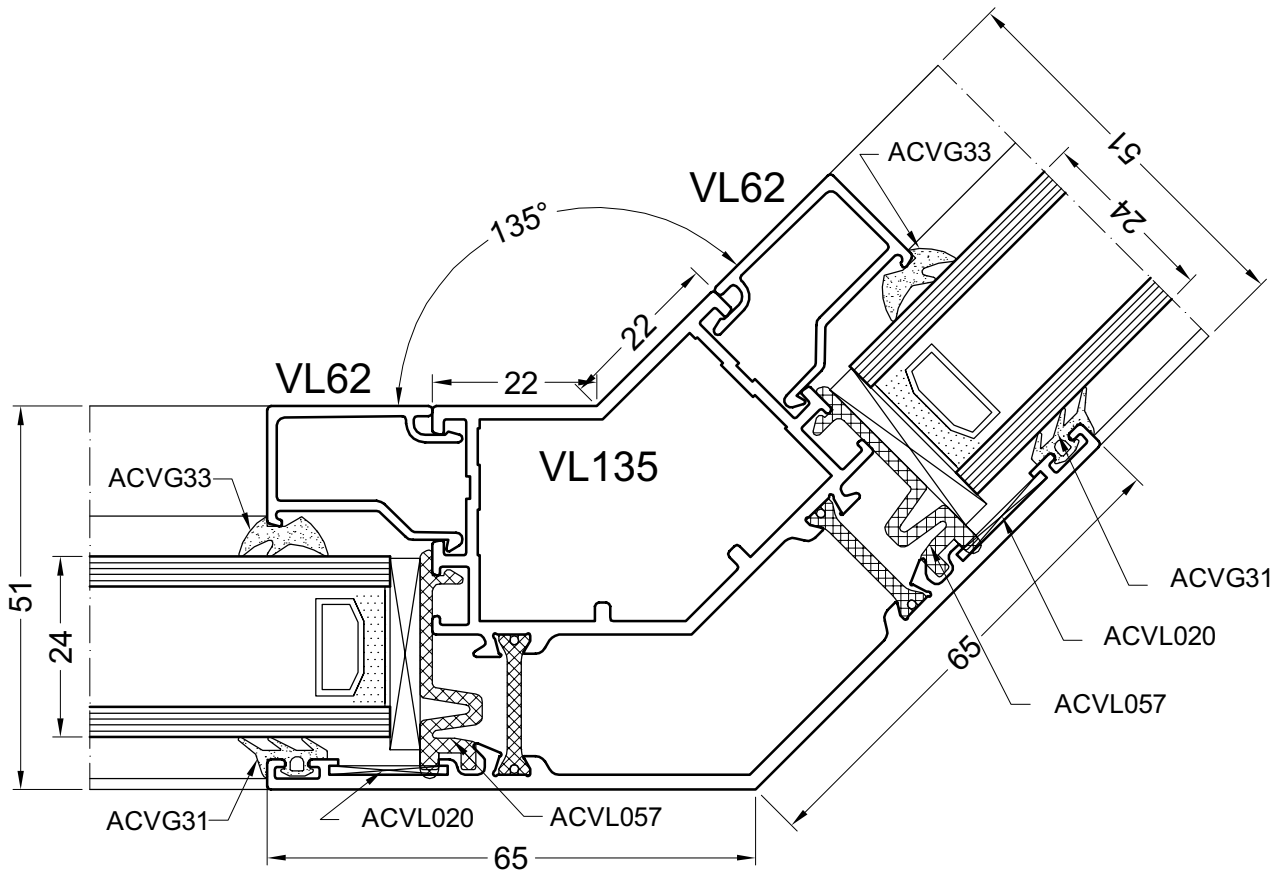
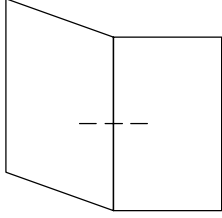
DOORSNEDE - COUPE - SCHNITT - SECTION



door21d

21G

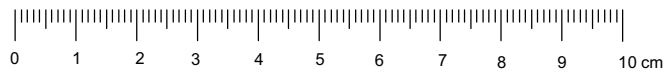
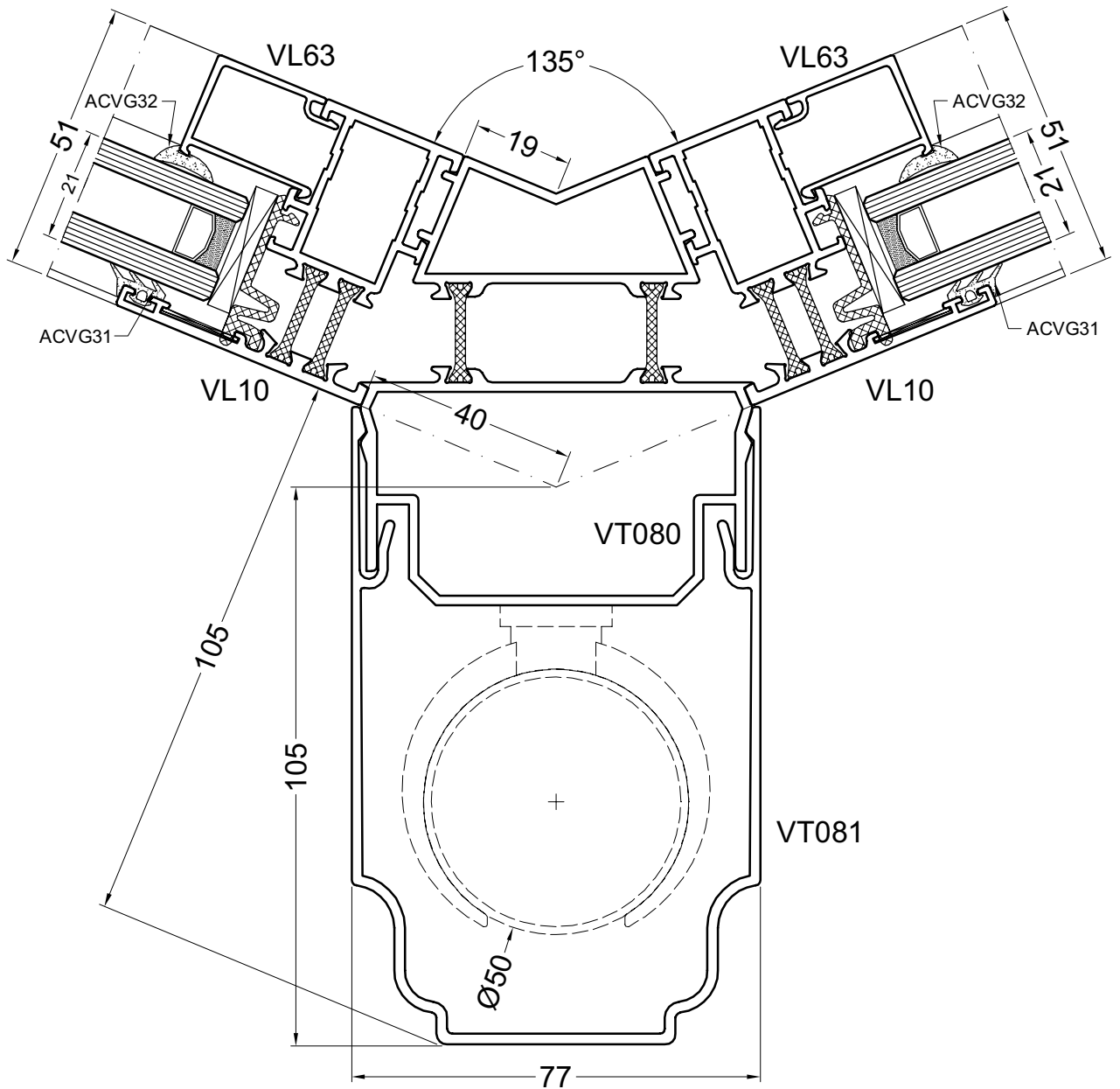
DOORSNEDE - COUPE - SCHNITT - SECTION



door21e

21H

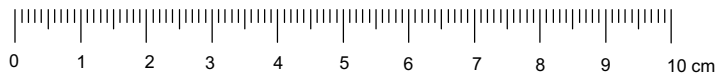
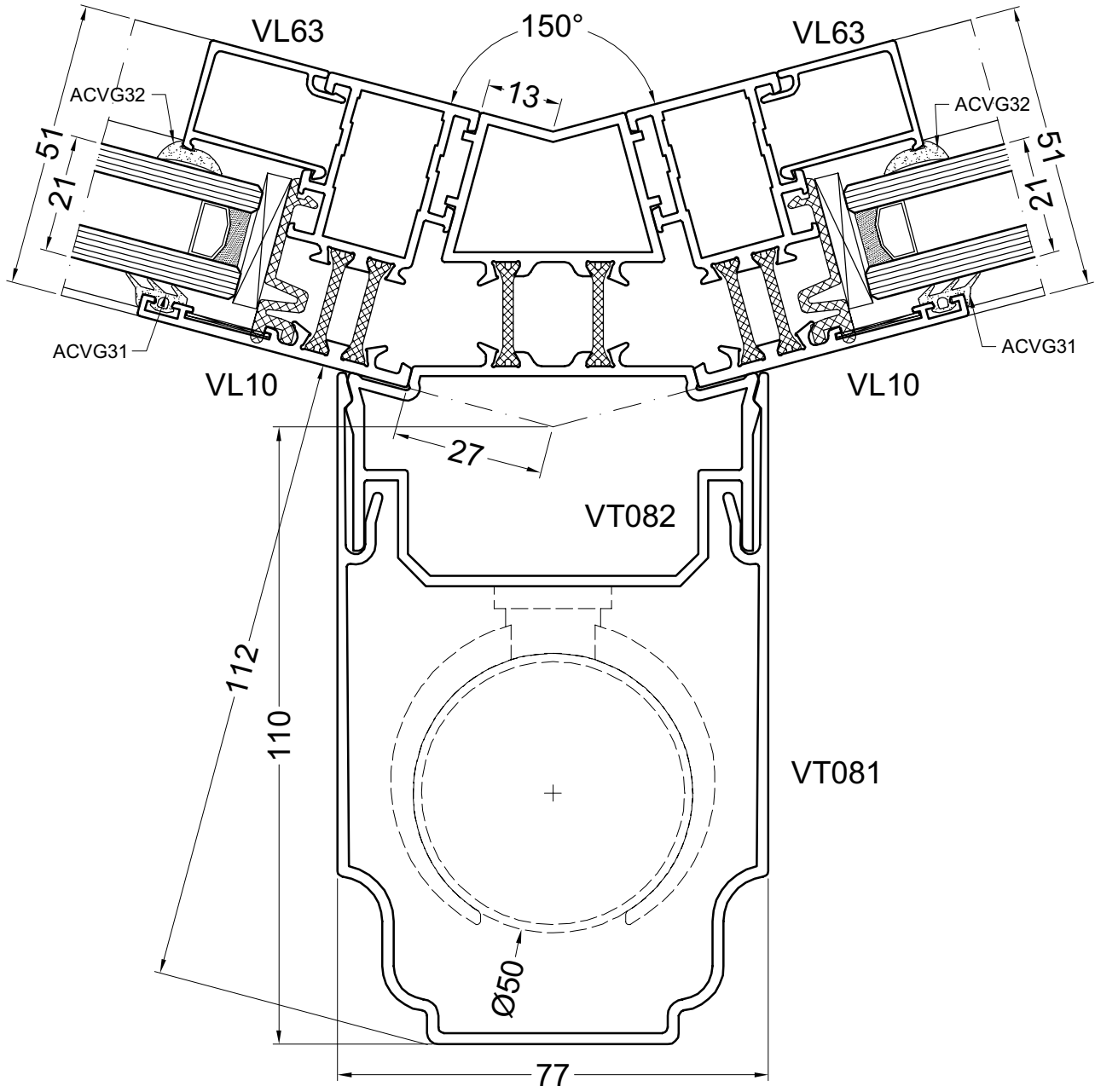
DOORSNEDE - COUPE - SCHNITT - SECTION



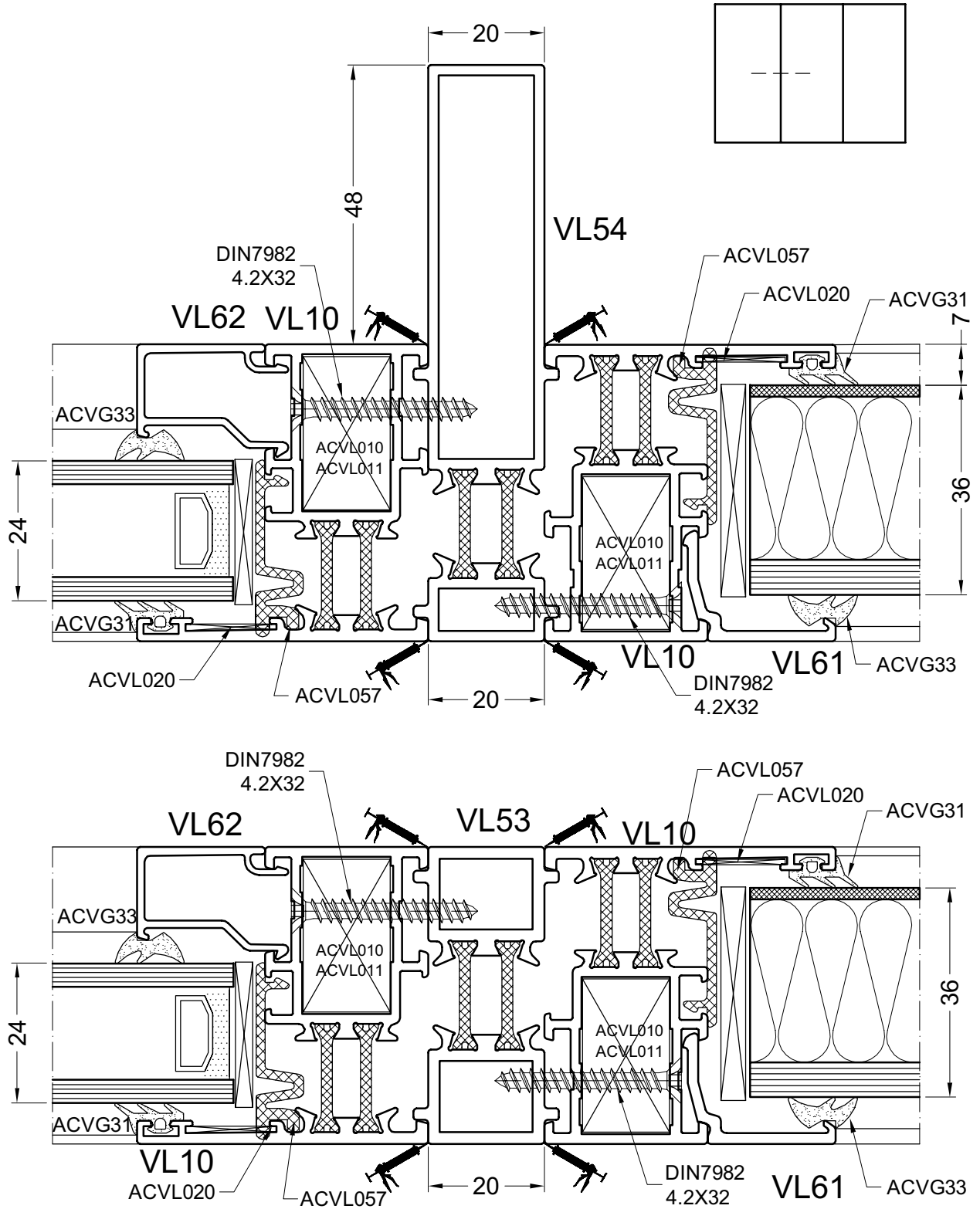
door21h

211

DOORSNEDE - COUPE - SCHNITT - SECTION



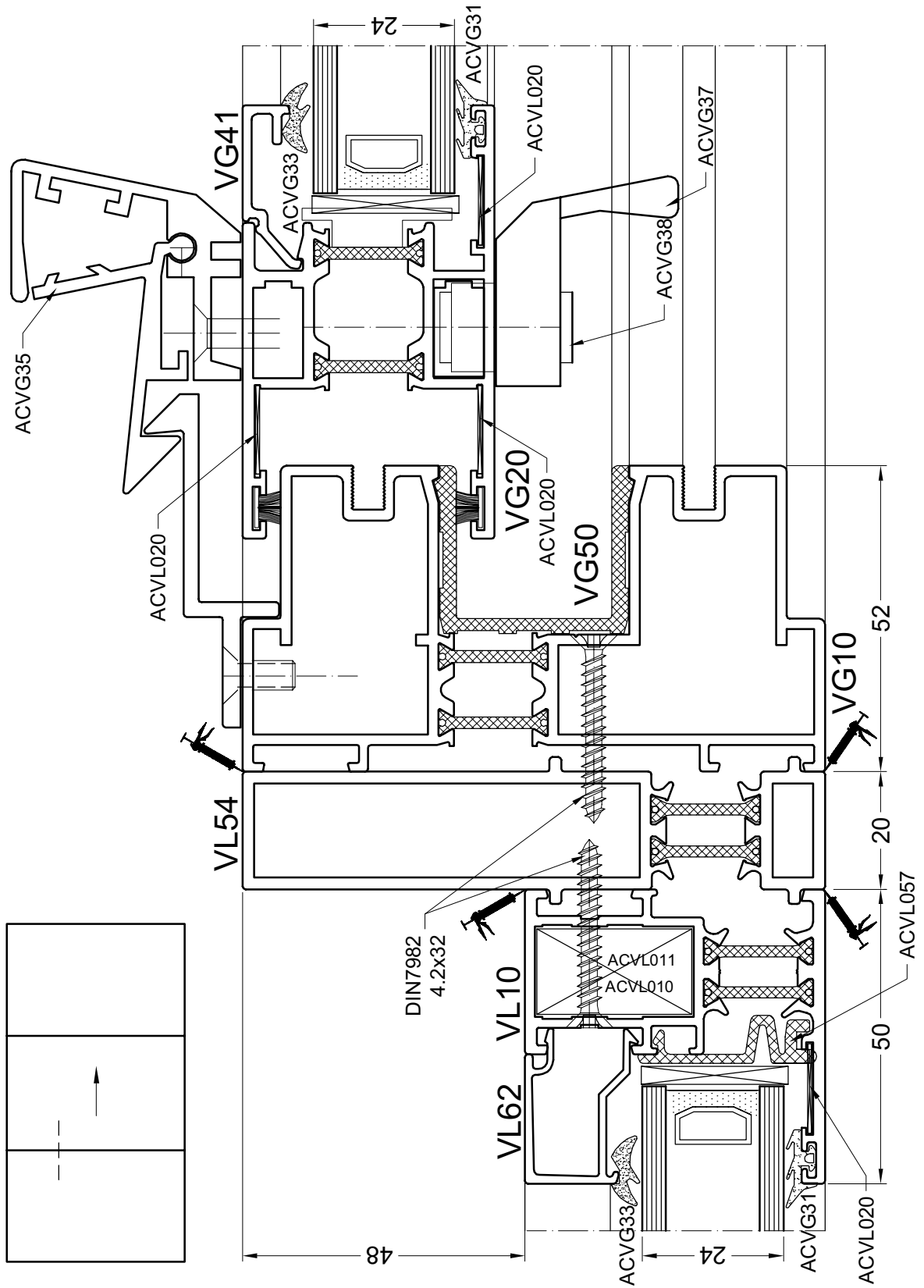
door21i



door22

23A

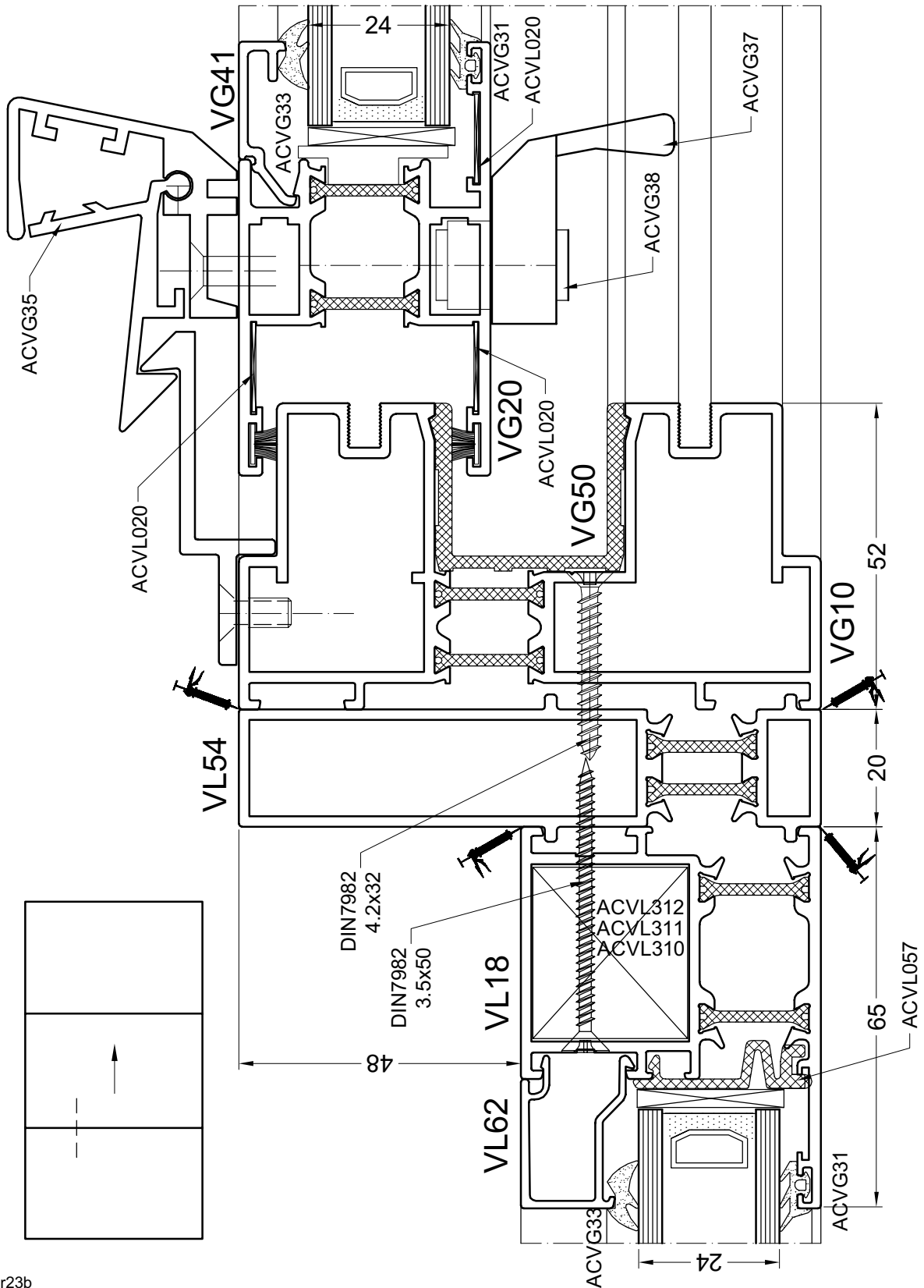
DOORSNEDE - COUPE - SCHNITT - SECTION



door23a

23B

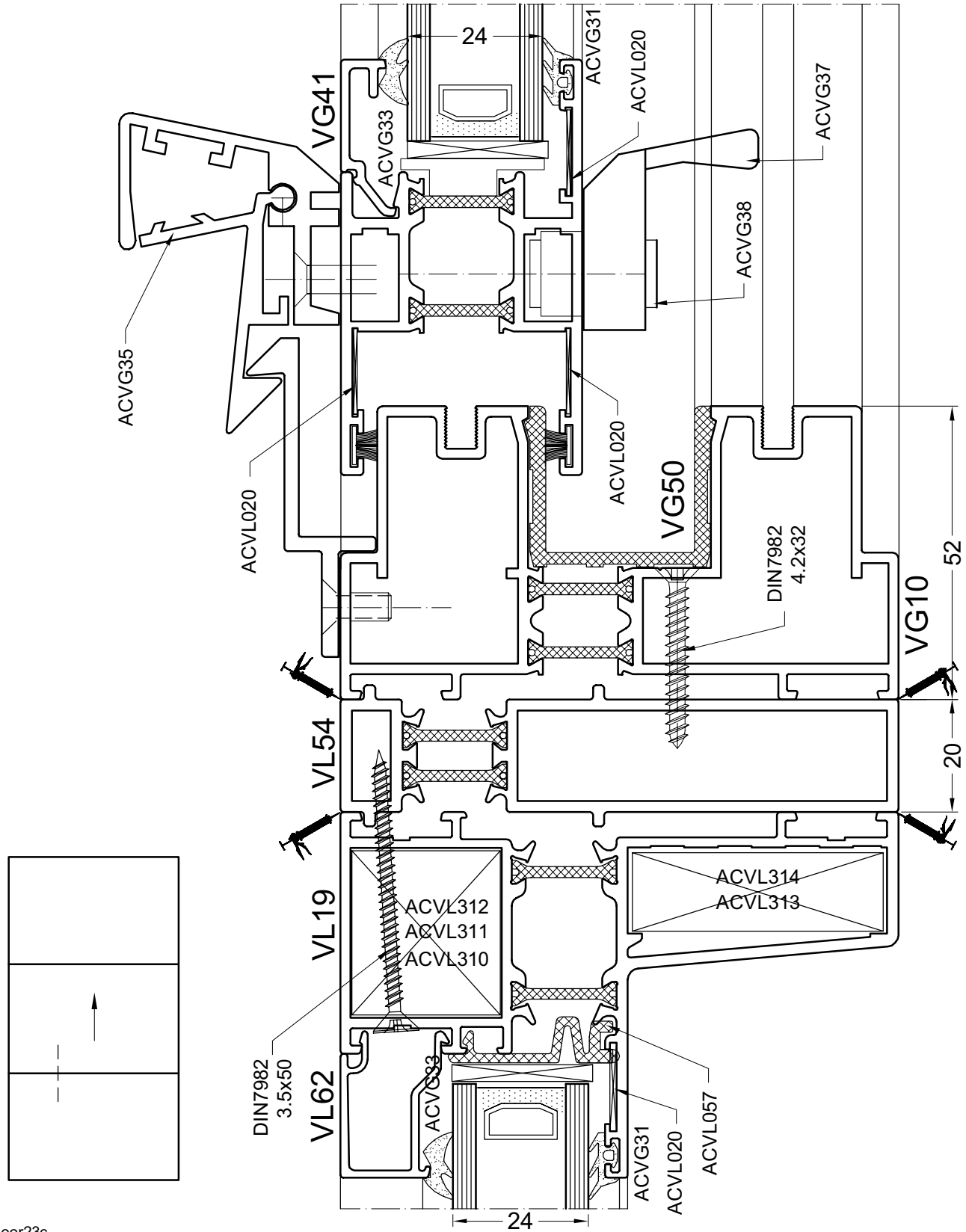
DOORSNEDE - COUPE - SCHNITT - SECTION



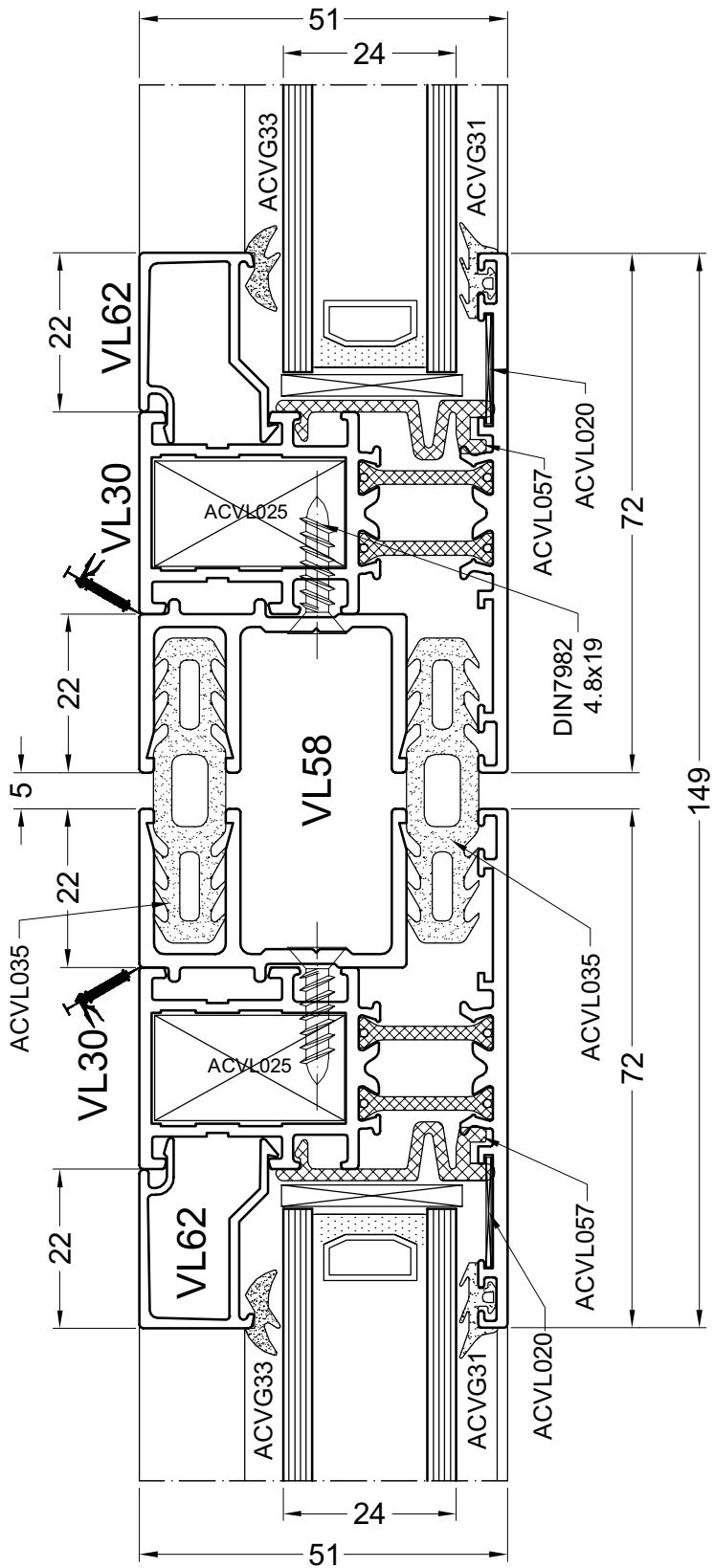
door23b

23C

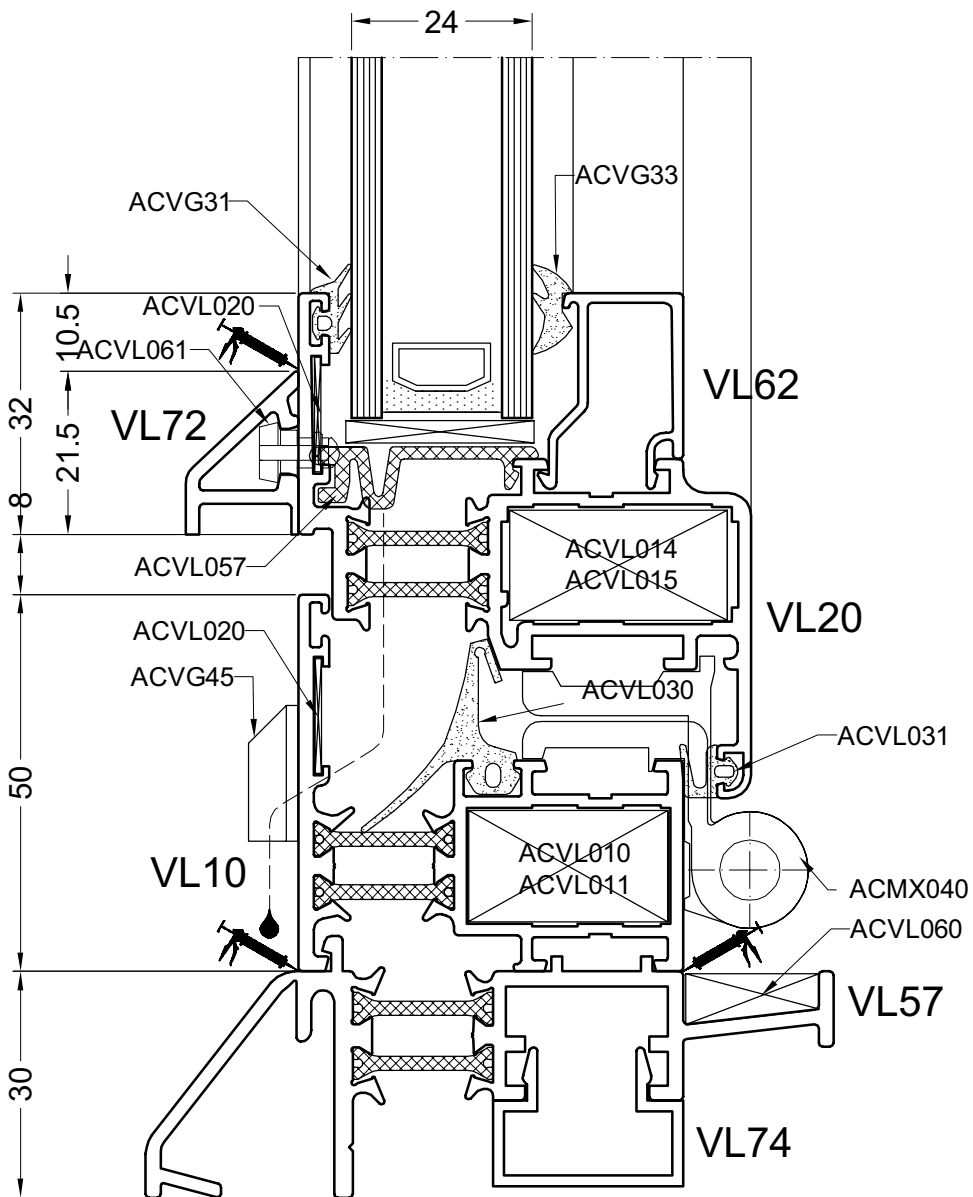
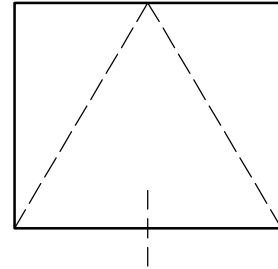
DOORSNEDE - COUPE - SCHNITT - SECTION



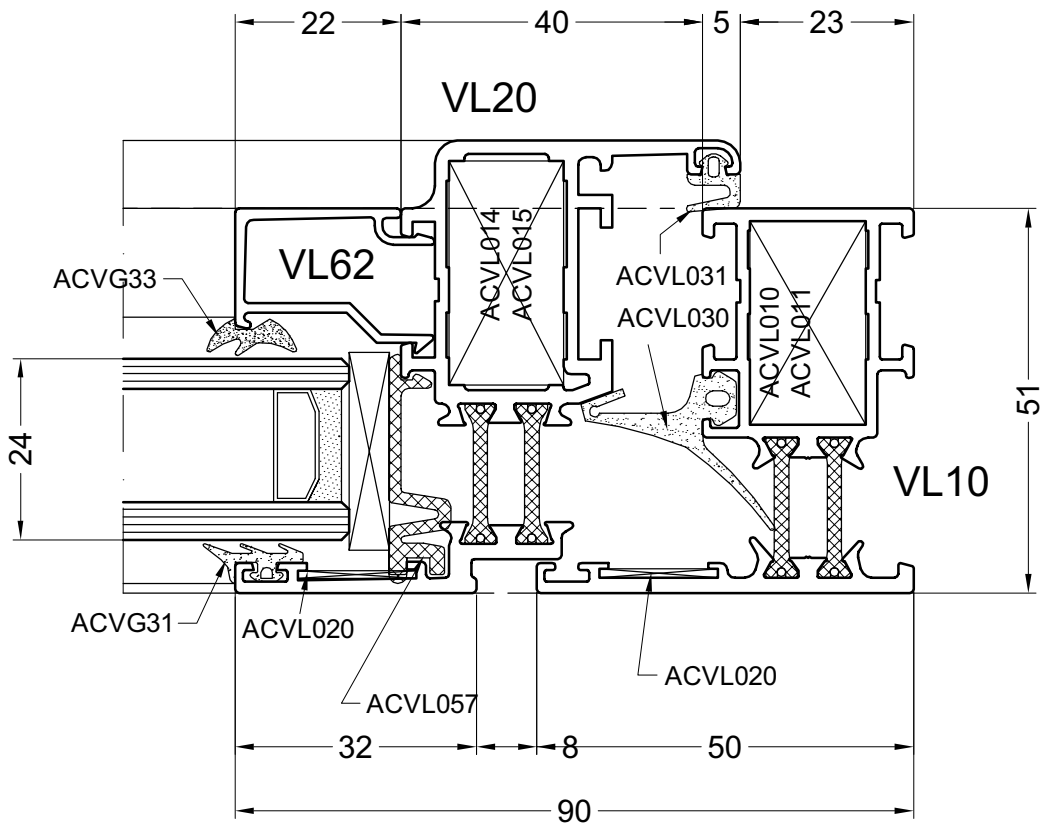
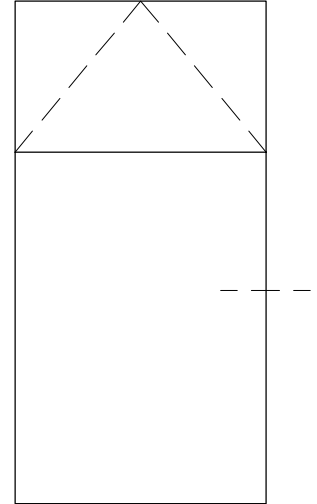
door23c



door24



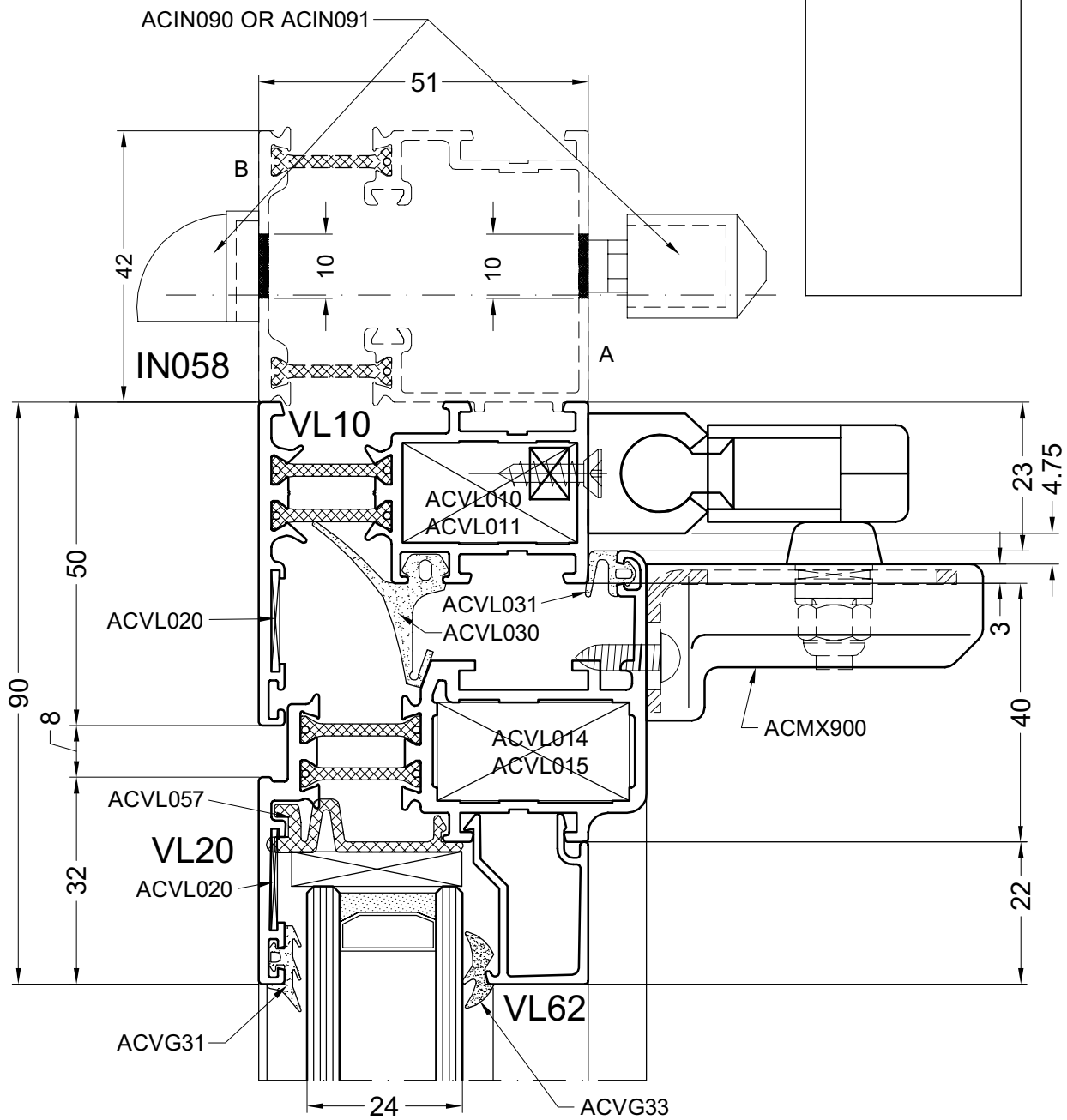
door59



27A

DOORSNEDE - COUPE - SCHNITT - SECTION

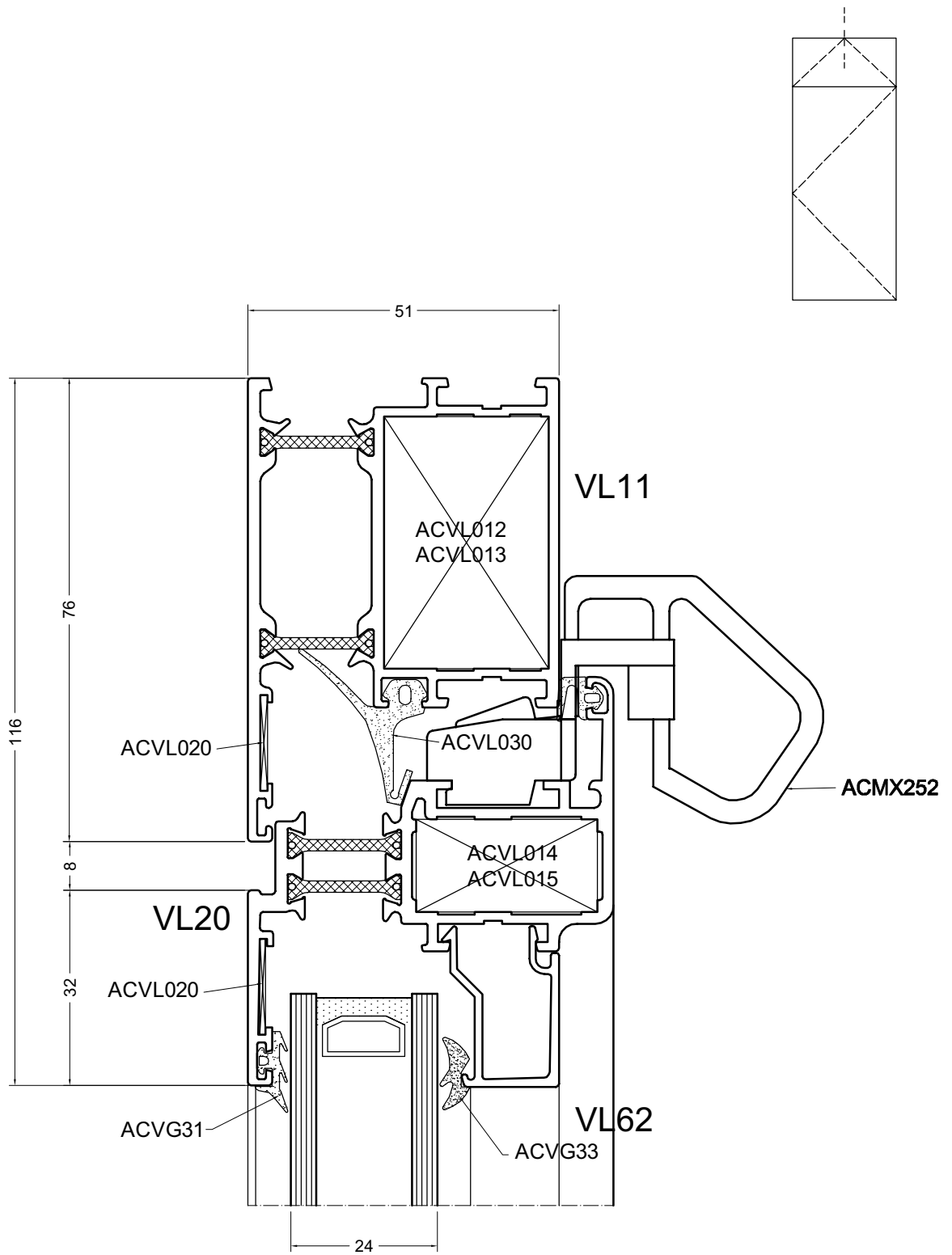
IN058
Let op bij bi-color : kleurzijde !
Attention avec bi-color : cote de couleur !
AuBgepaBt mit bi-color : Farbe Seite !
Attention with bi-color : colorside !

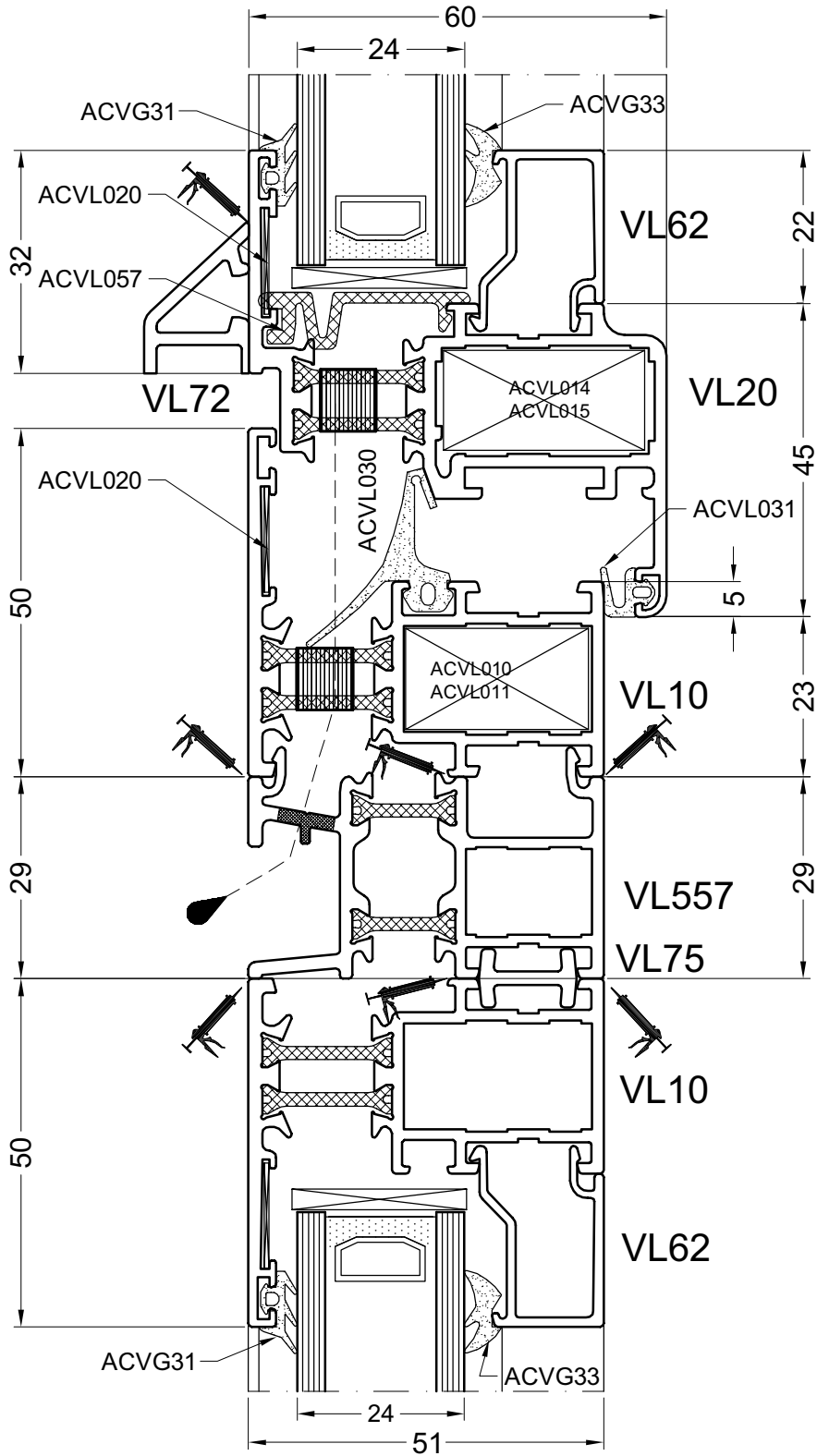


door51

27B

DOORSNEDE - COUPE - SCHNITT - SECTION

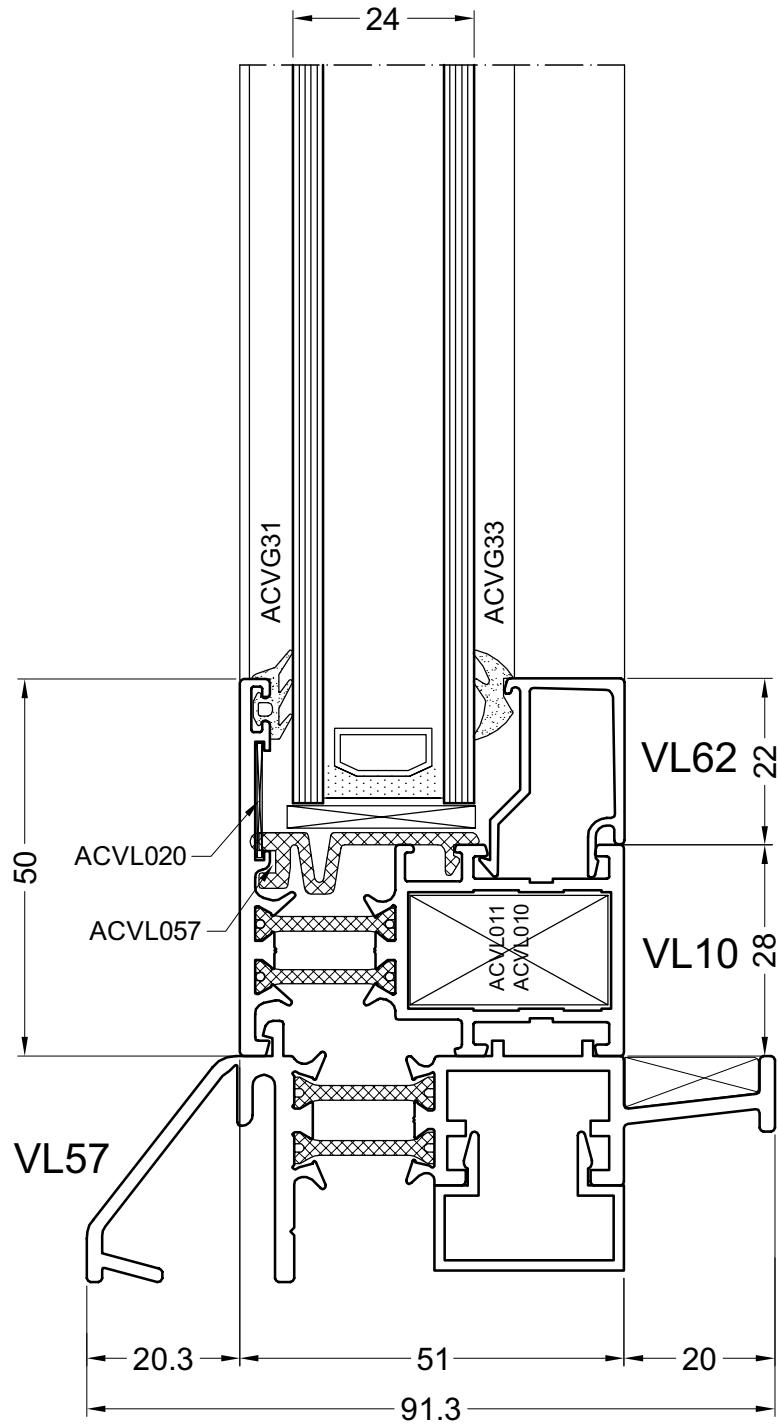




opzetramen

29A

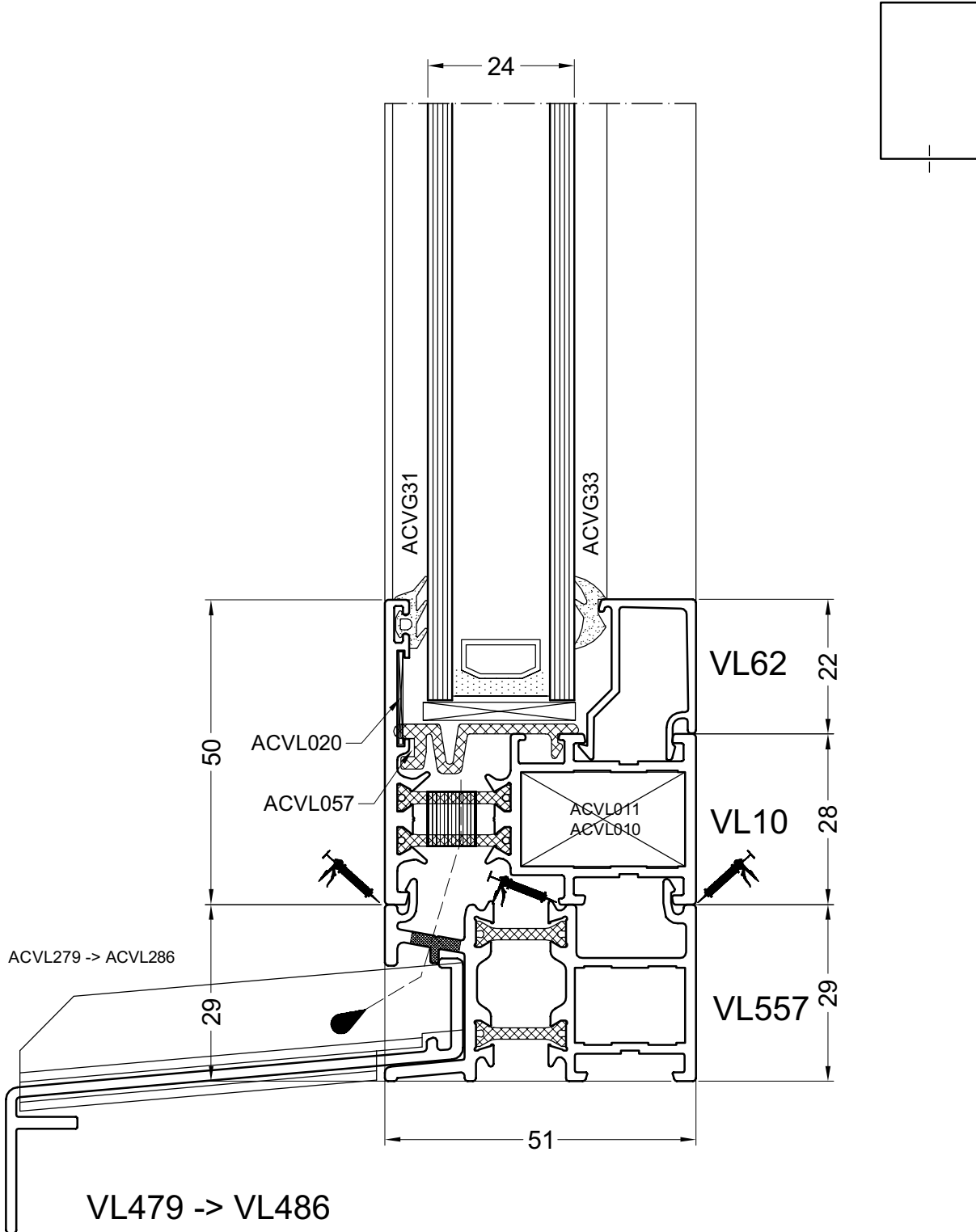
DOORSNEDE - COUPE - SCHNITT - SECTION



door29

29B

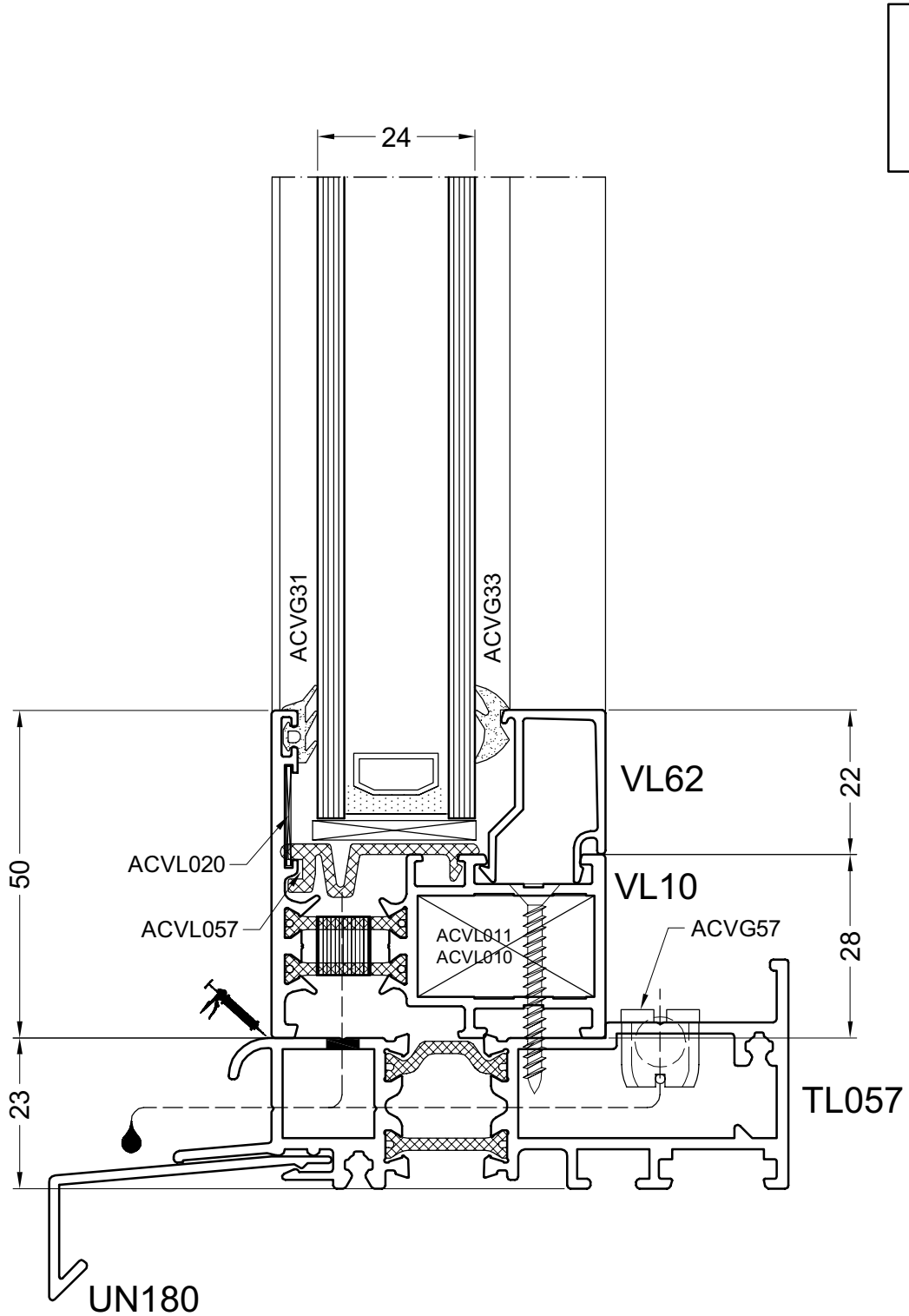
DOORSNEDE - COUPE - SCHNITT - SECTION



door29D

29C

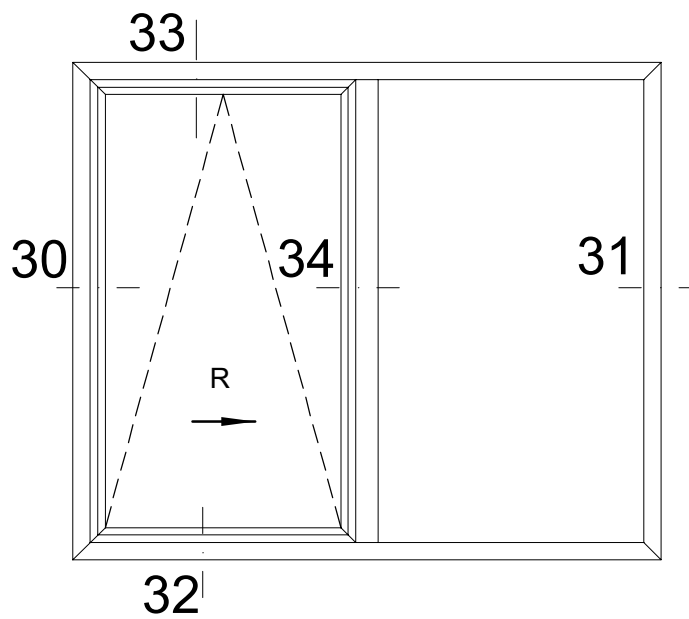
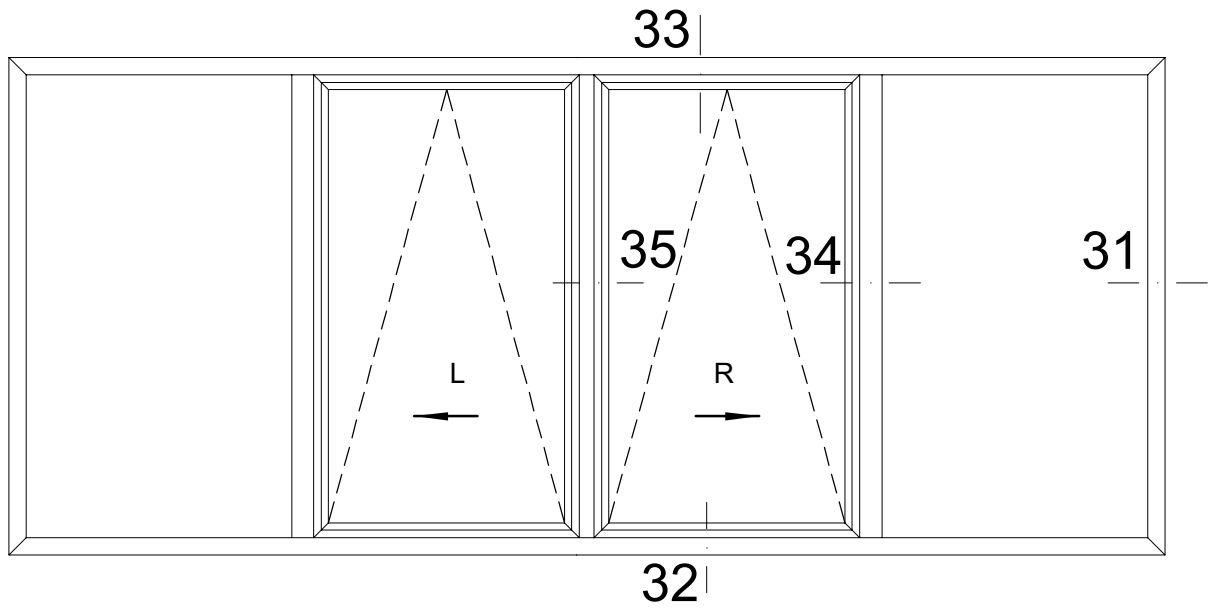
DOORSNEDE - COUPE - SCHNITT - SECTION



door29E

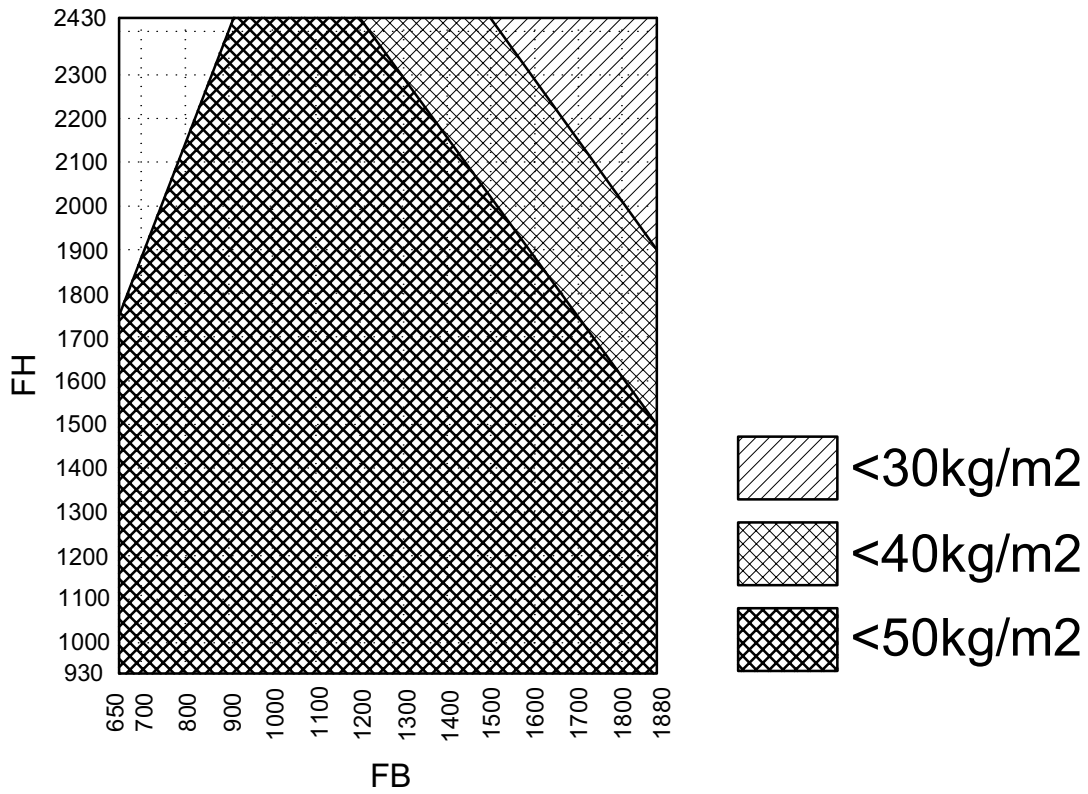
KIPSCHUIF
COULISSANT A TRANSLATION
KIPP-SCHIEBE
TILT-SLIDE

DOORSNEDE - COUPE - SCHNITT - SECTION



type12

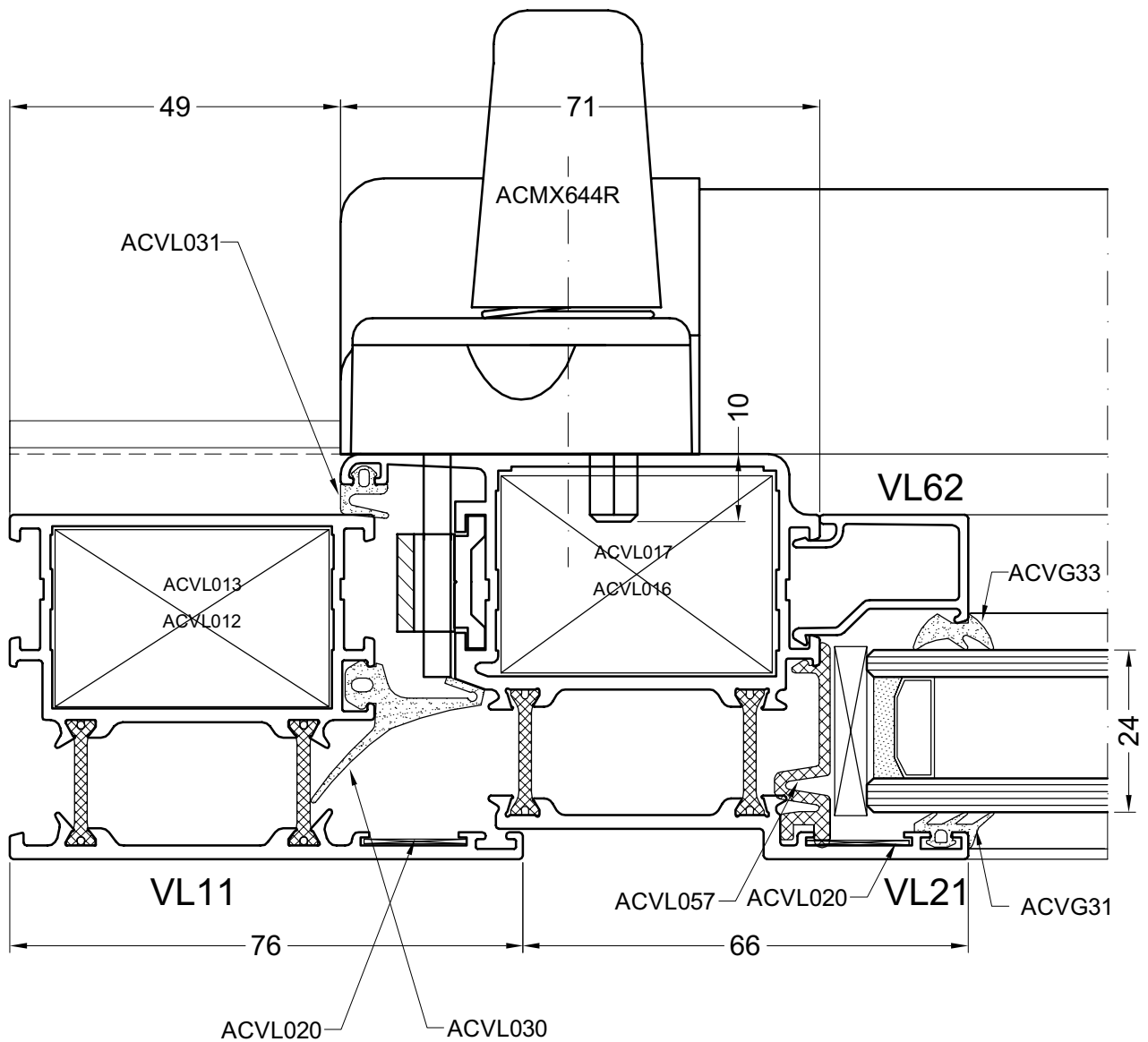
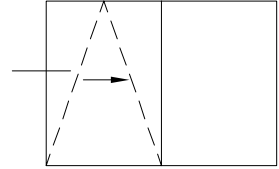
DOORSNEDE - COUPE - SCHNITT - SECTION



bereik

30A

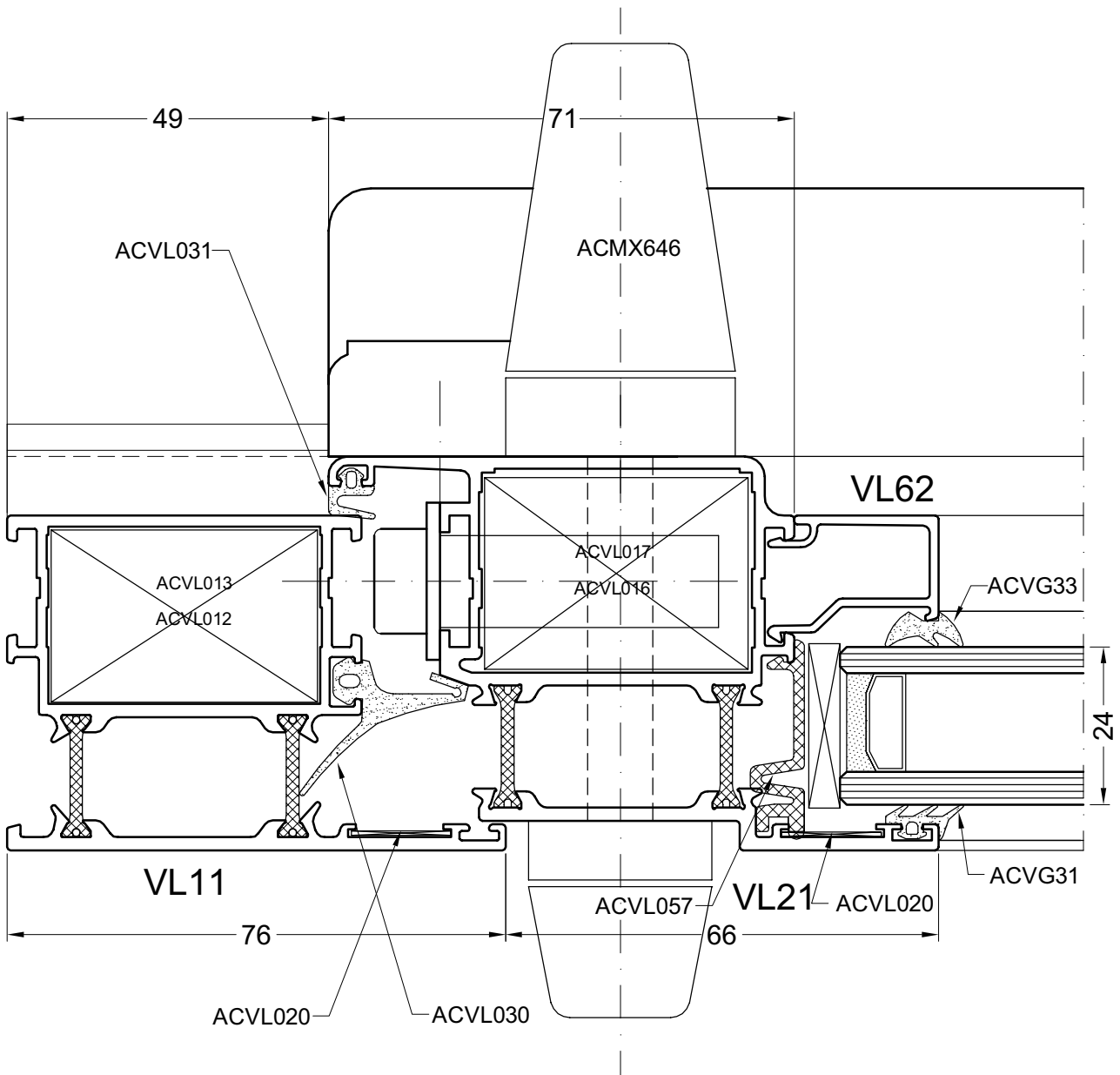
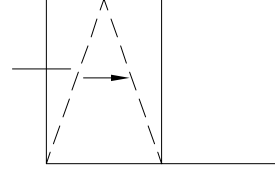
DOORSNEDE - COUPE - SCHNITT - SECTION



door52a

30B

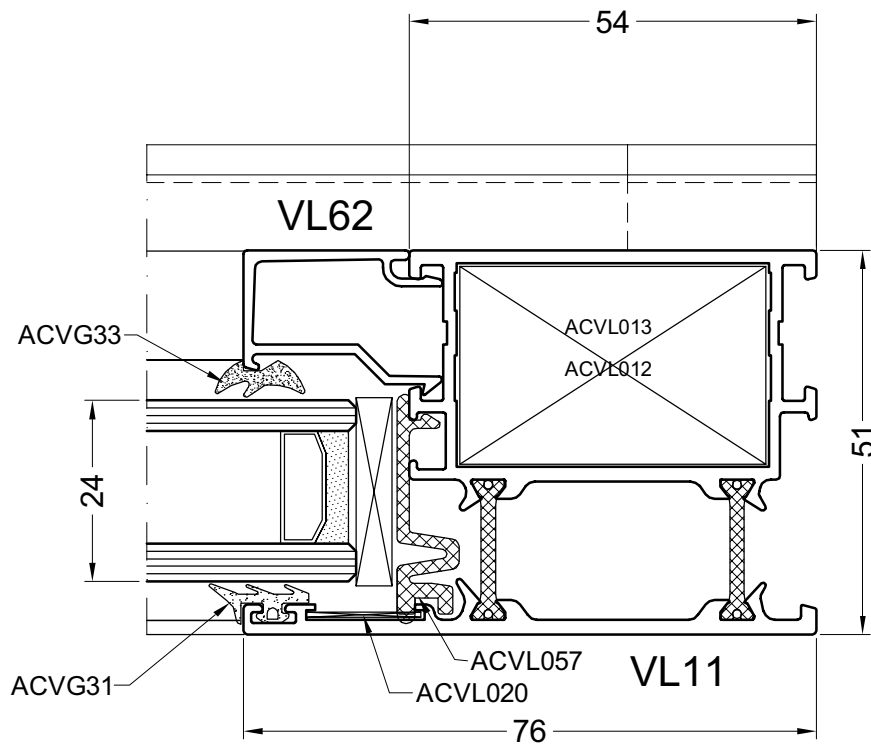
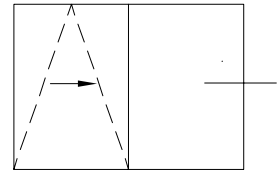
DOORSNEDE - COUPE - SCHNITT - SECTION



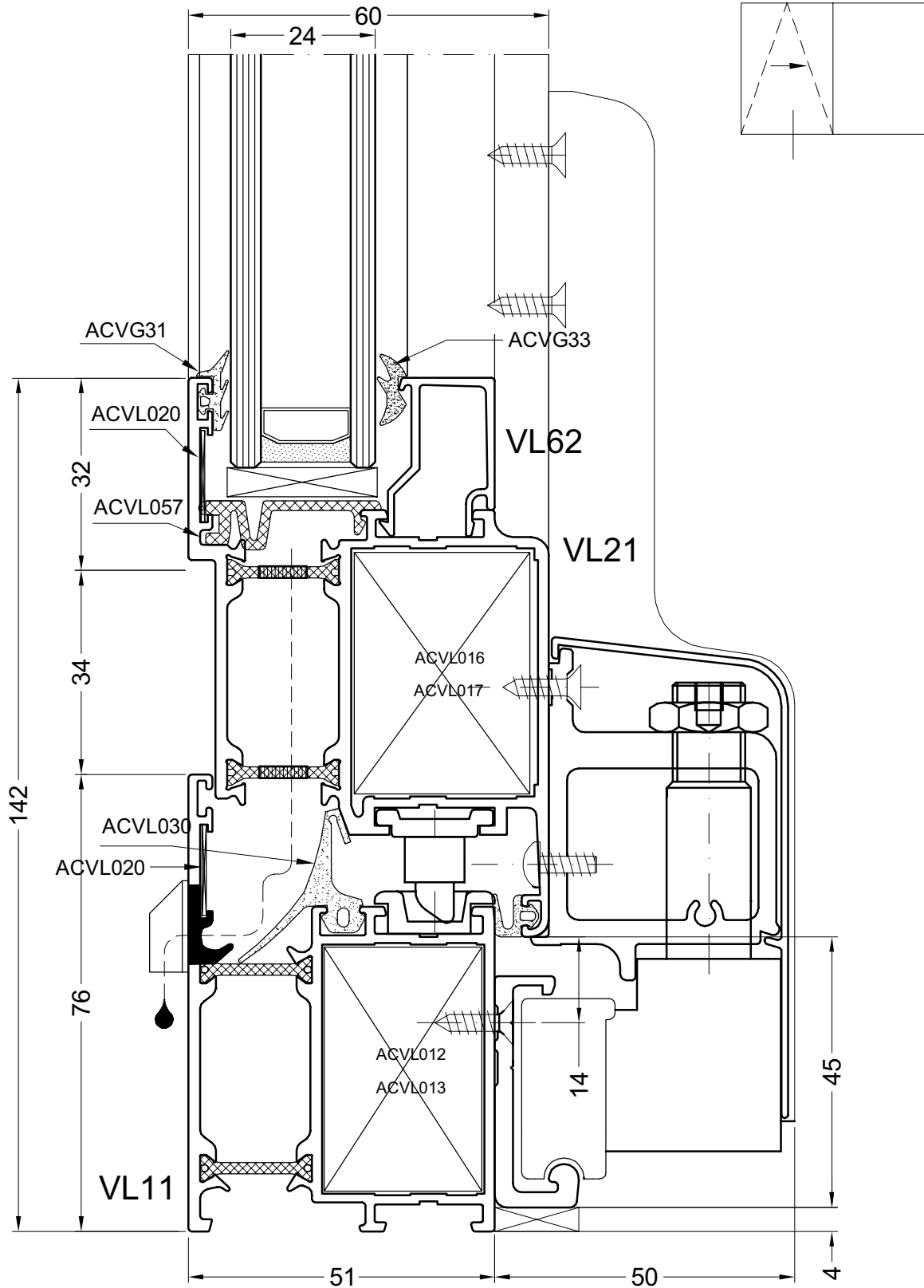
door52b

31

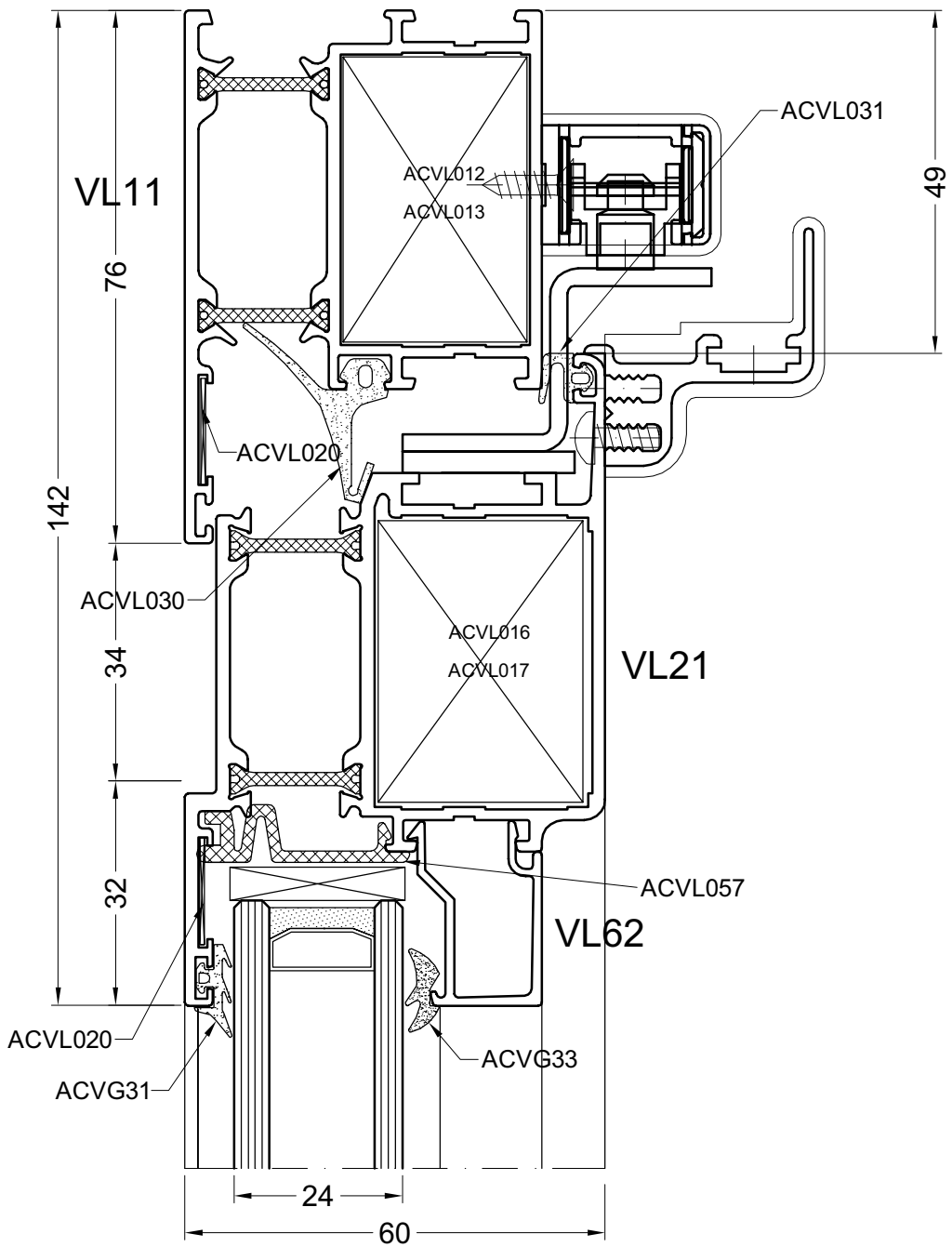
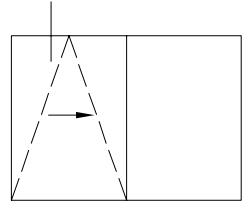
DOORSNEDE - COUPE - SCHNITT - SECTION



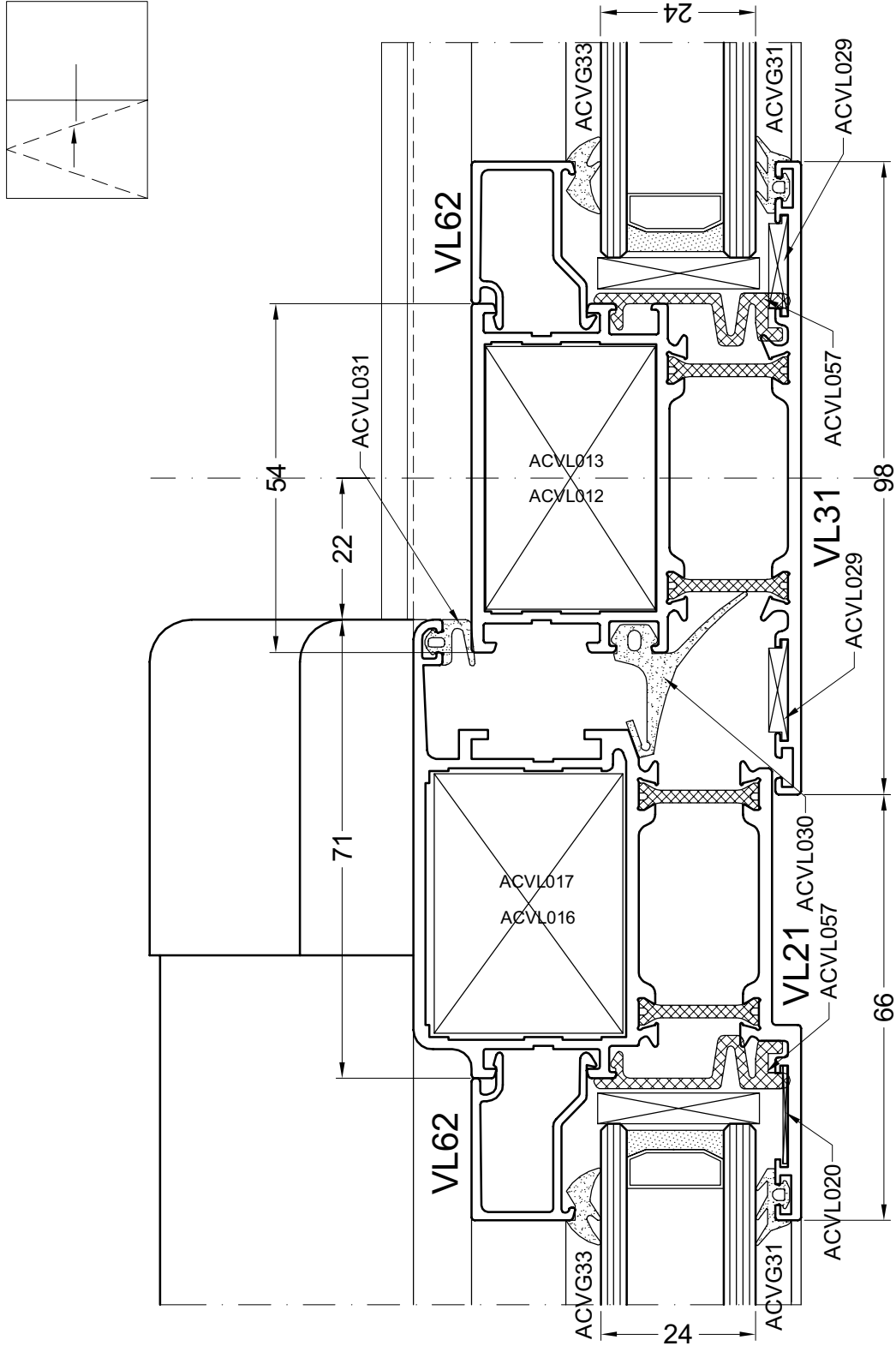
door53



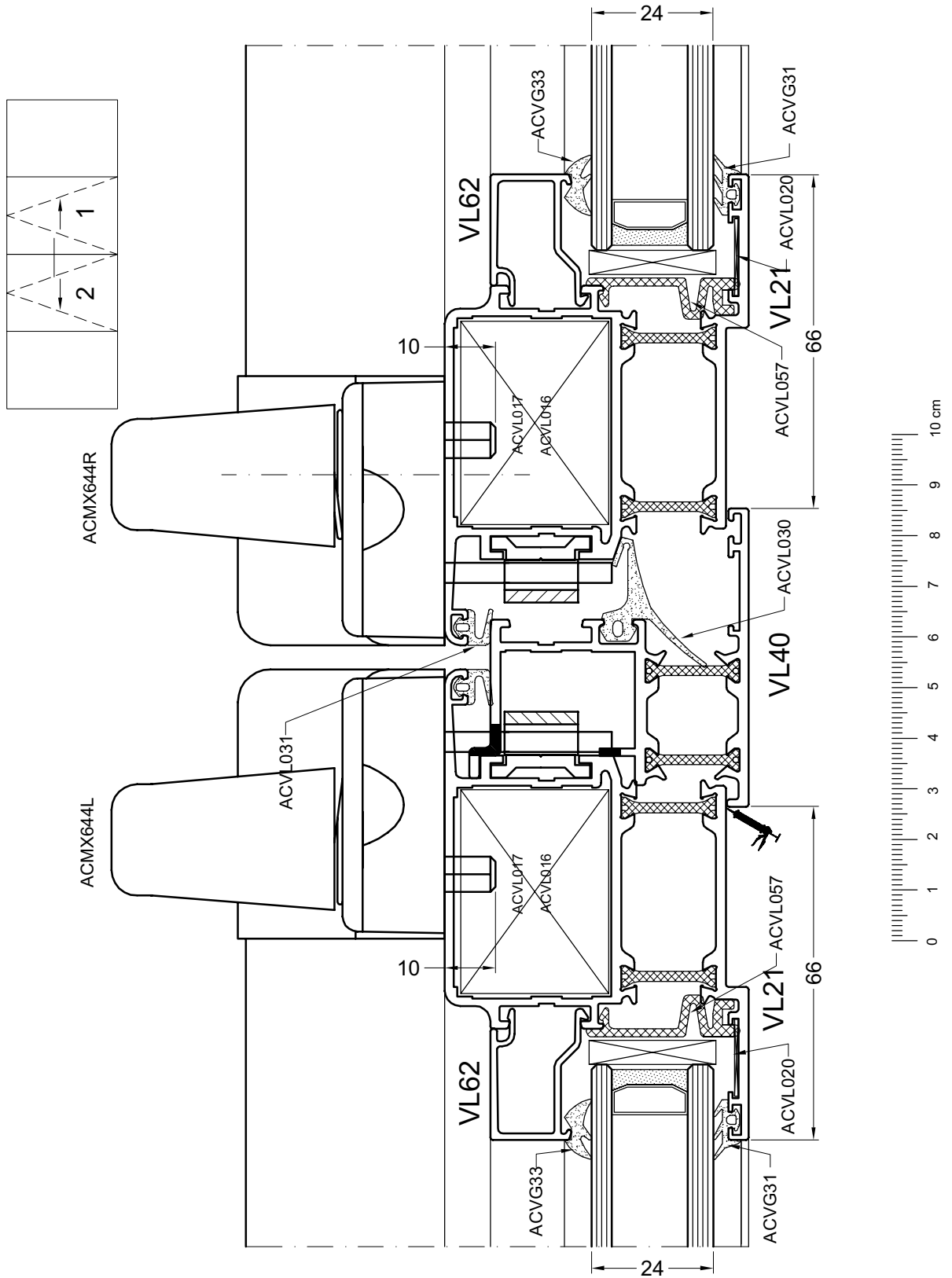
door54



door55



door56

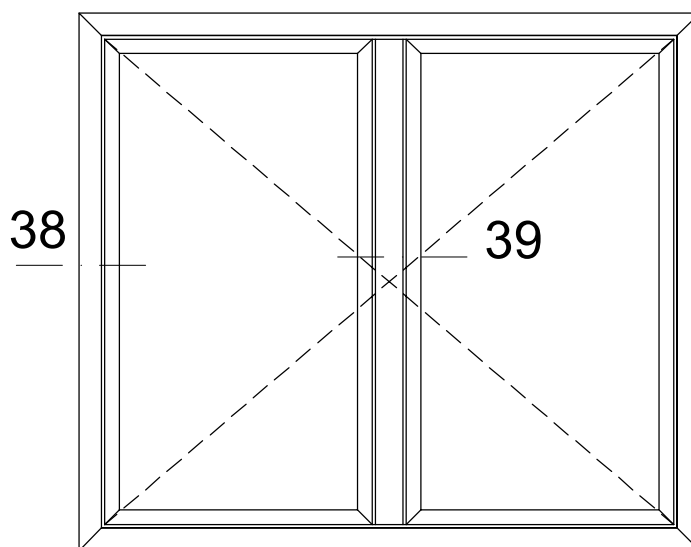
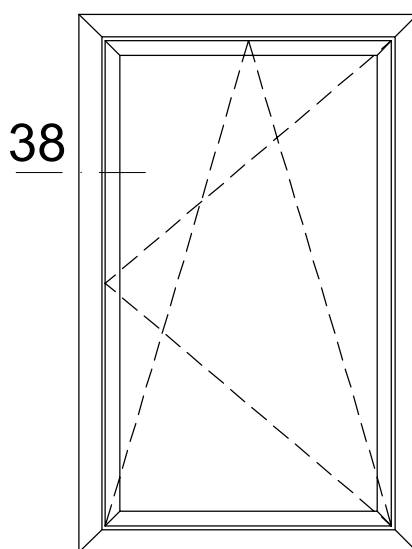


door57

RAMEN VOOR PVC BESLAG
FENETRES POUR QUINCAILLERIE PVC
RAHMEN FÜR PVC BESCHLAG
WINDOW FOR PVC HARDWARE

GEEN BESLAG LEVERBAAR
PAS DE QUINCAILLERIE LIVRABLE
KEIN BESCHLAGE LIEFERBAR
NO HARDWARE AVAILABLE

DOORSNEDE - COUPE - SCHNITT - SECTION

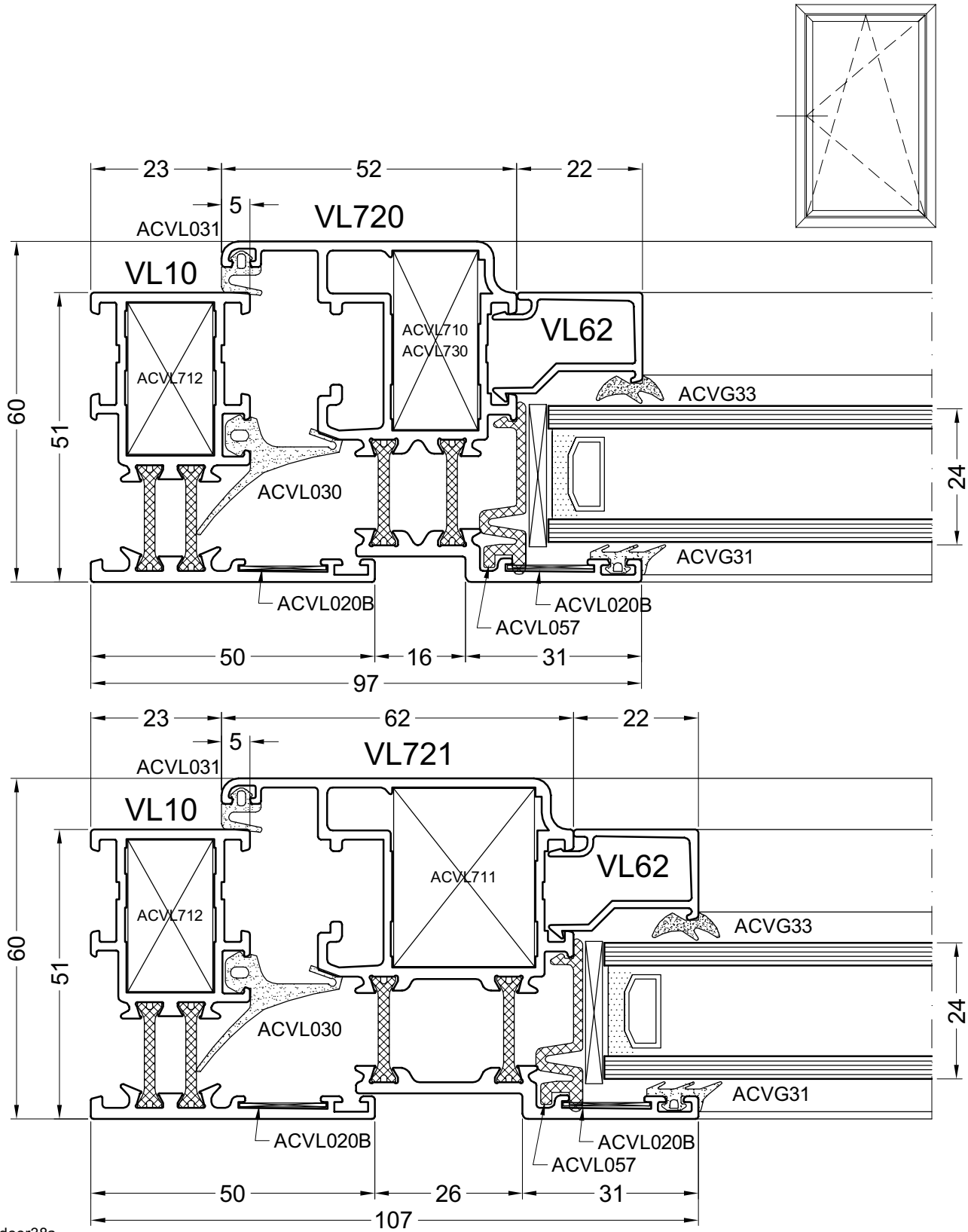


doortyppvc

38A

GEEN BESLAG LEVERBAAR
PAS DE QUINCAILLERIE LIVRABLE
KEIN BESCHLAGE LIEFERBAR
NO HARDWARE AVAILABLE

DOORSNEDE - COUPE - SCHNITT - SECTION

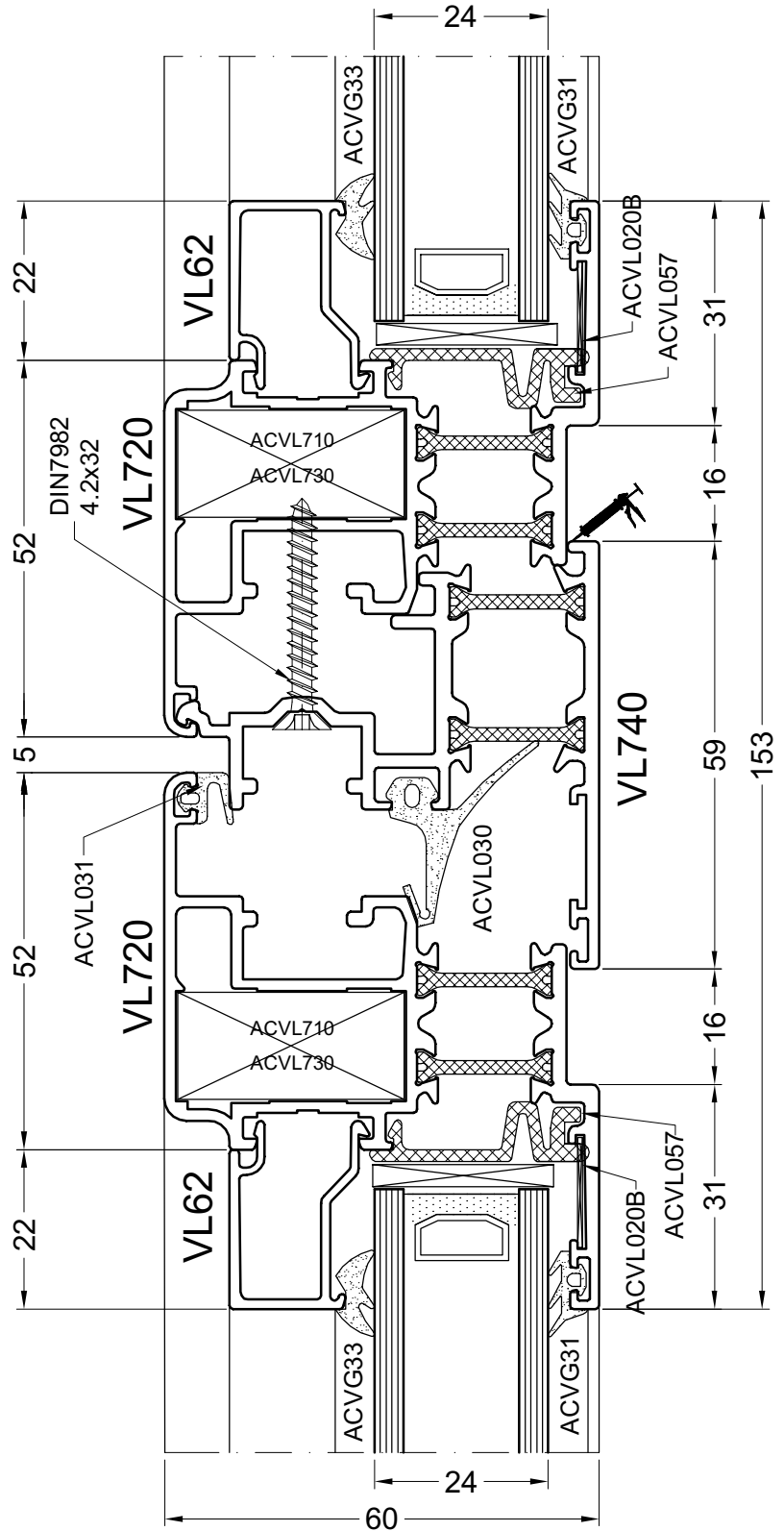
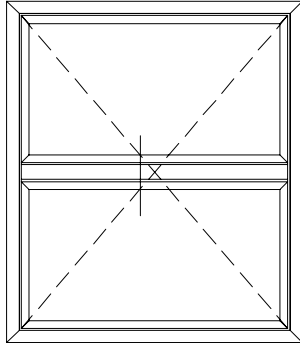


door38a

39

GEEN BESLAG LEVERBAAR
PAS DE QUINCAILLERIE LIVRABLE
KEIN BESCHLAGE LIEFERBAR
NO HARDWARE AVAILABLE

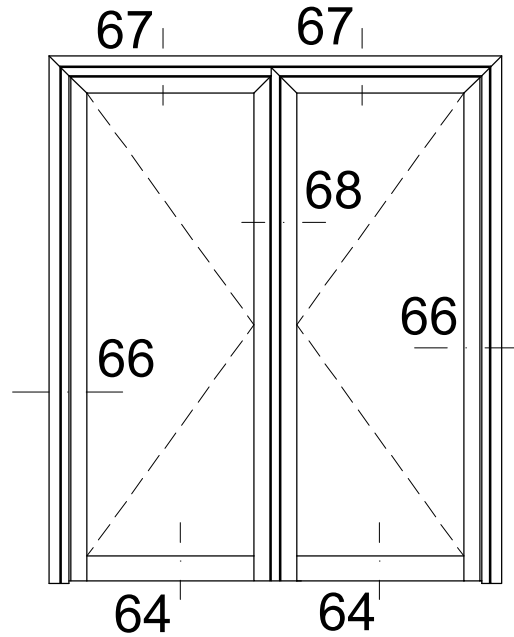
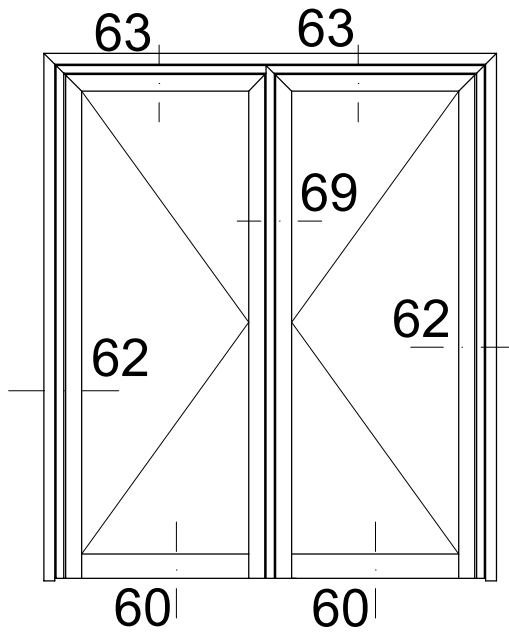
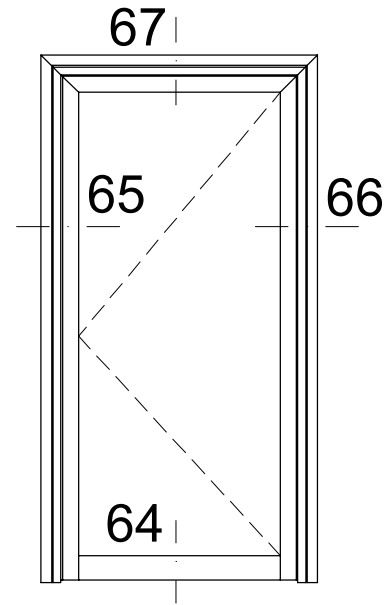
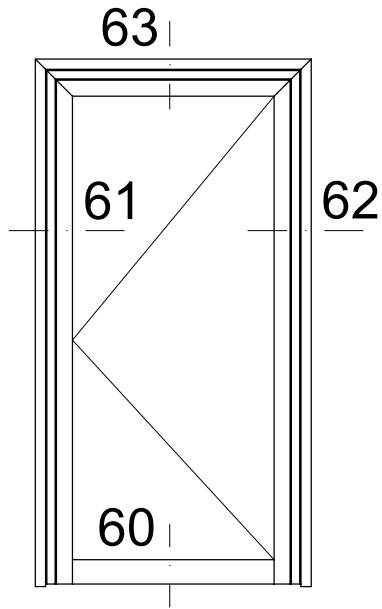
DOORSNEDE - COUPE - SCHNITT - SECTION



door39

VLAKKE DEUR
PORTE PLANE
FLACH TUR
FLAT DOOR

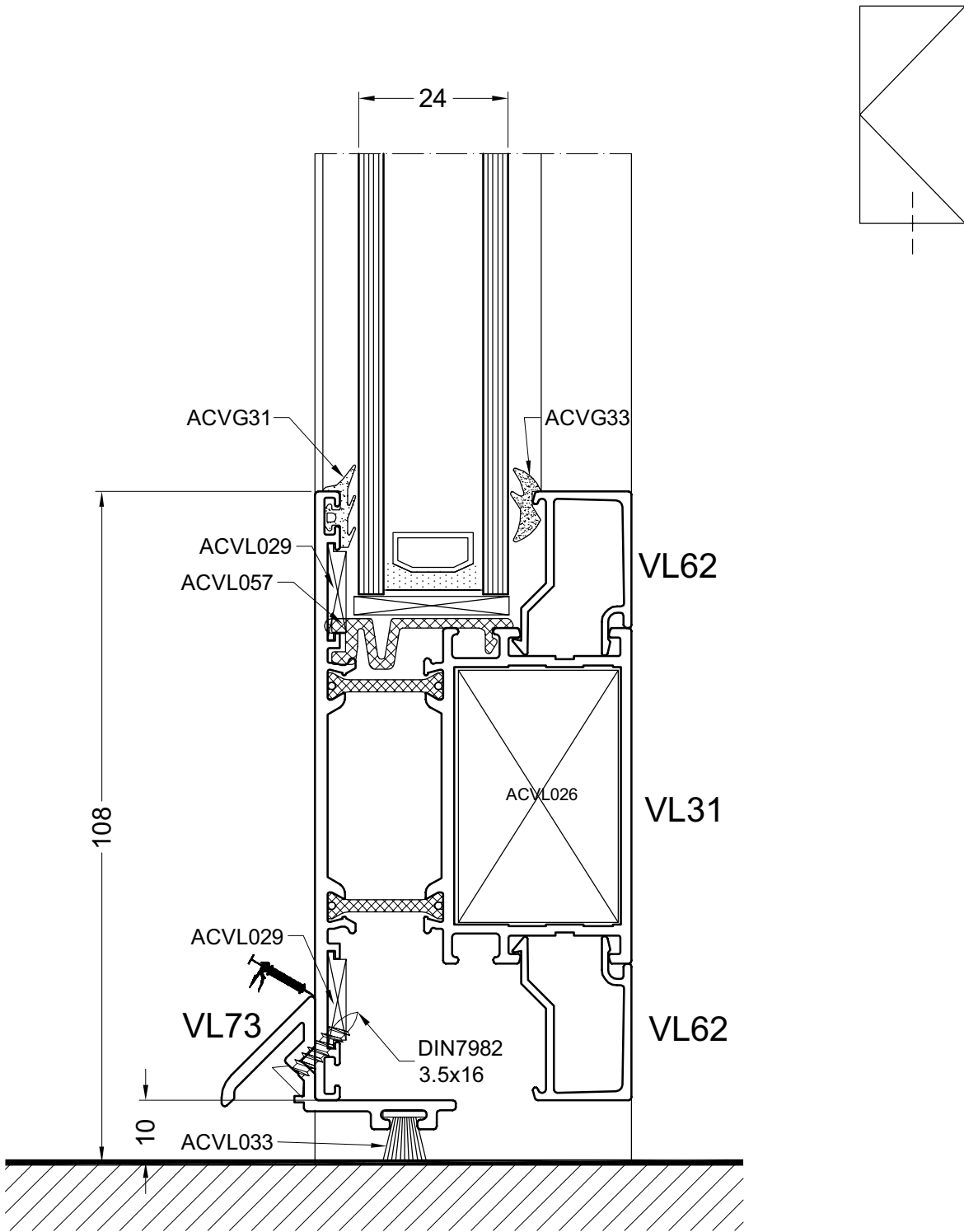
DOORSNEDE - COUPE - SCHNITT - SECTION



type5

60A

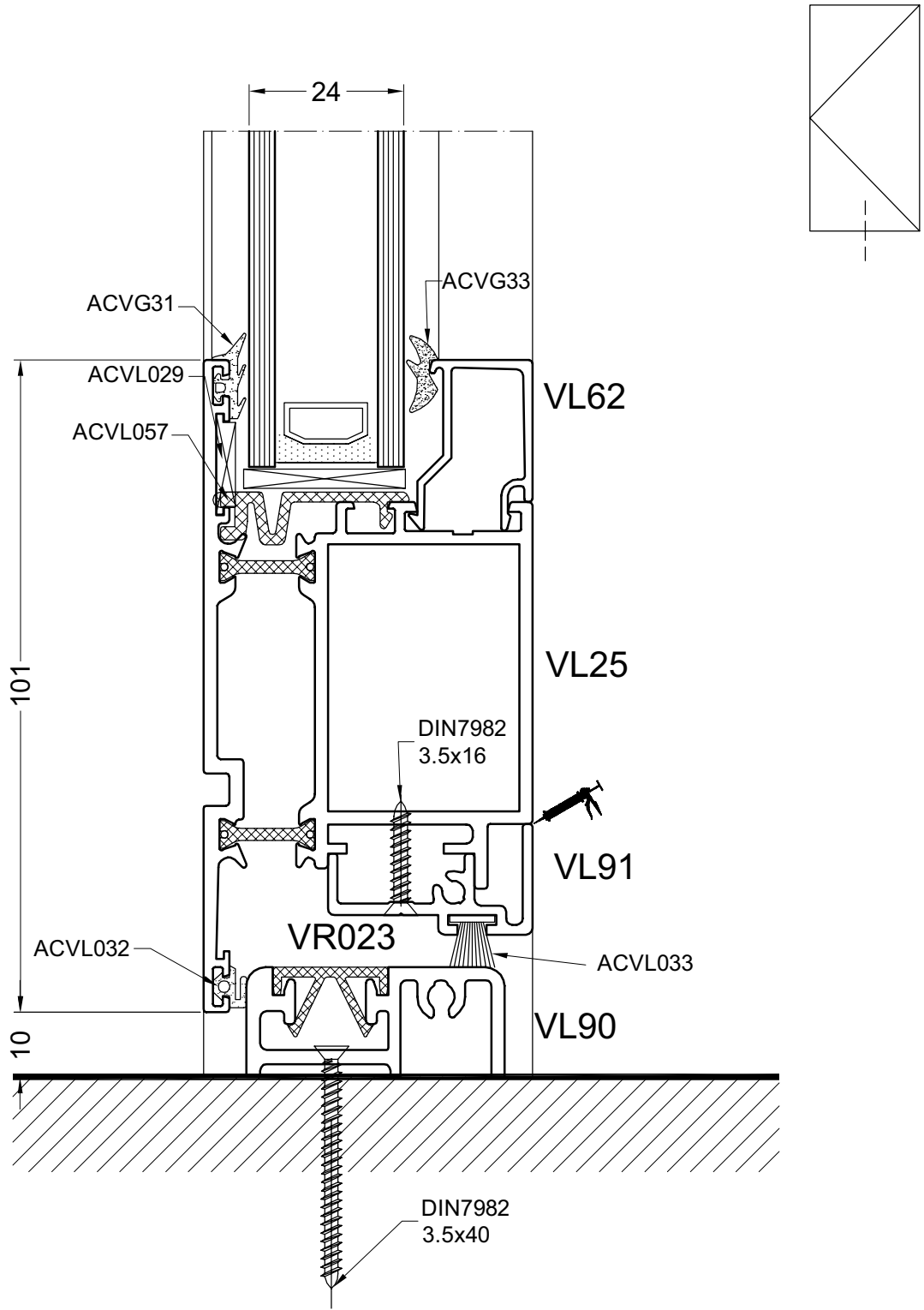
DOORSNEDE - COUPE - SCHNITT - SECTION



door25a

60B

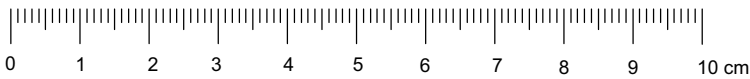
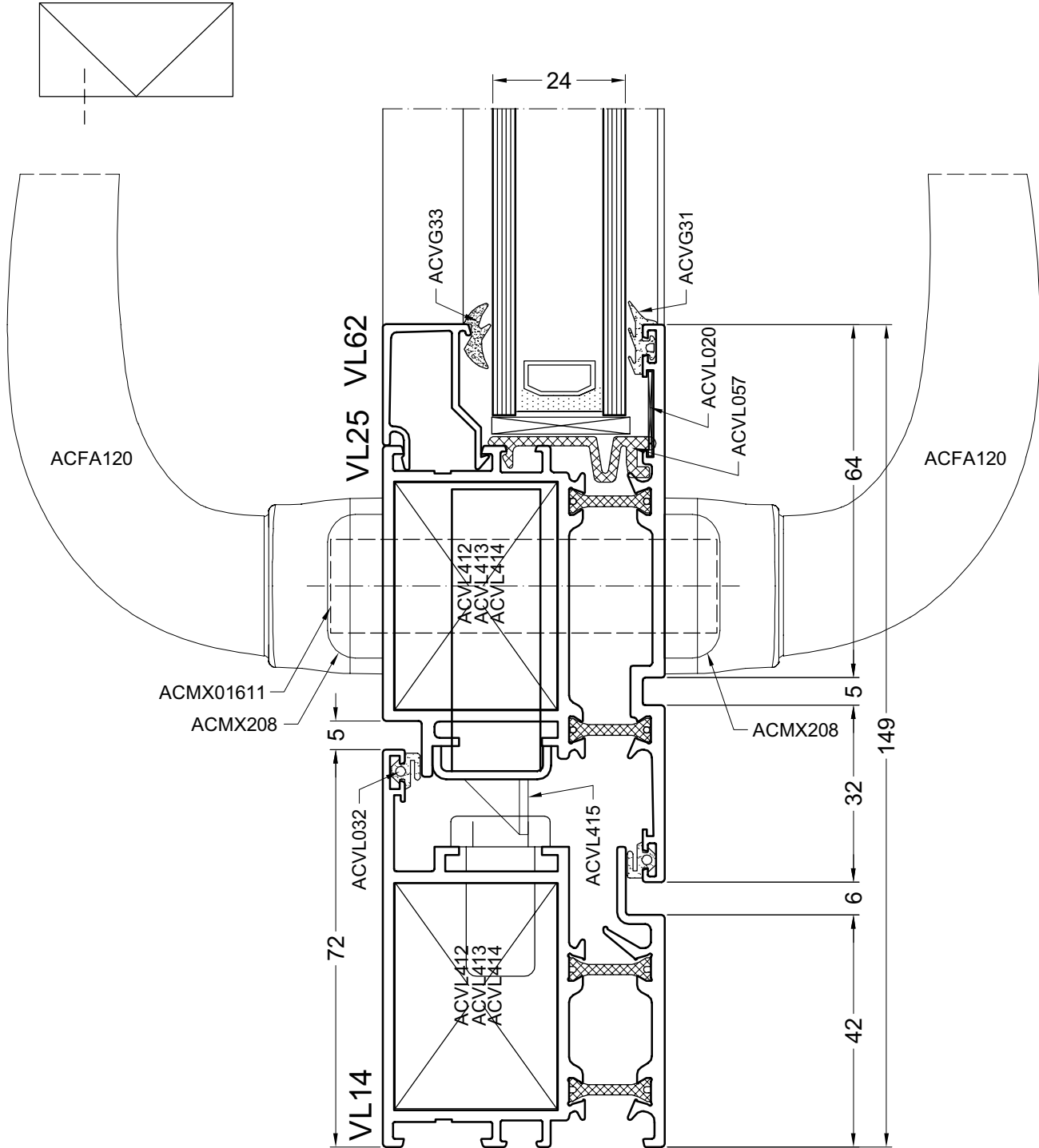
DOORSNEDE - COUPE - SCHNITT - SECTION



door25b

61A

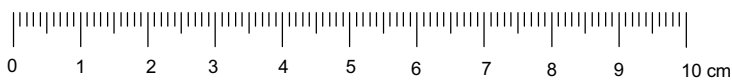
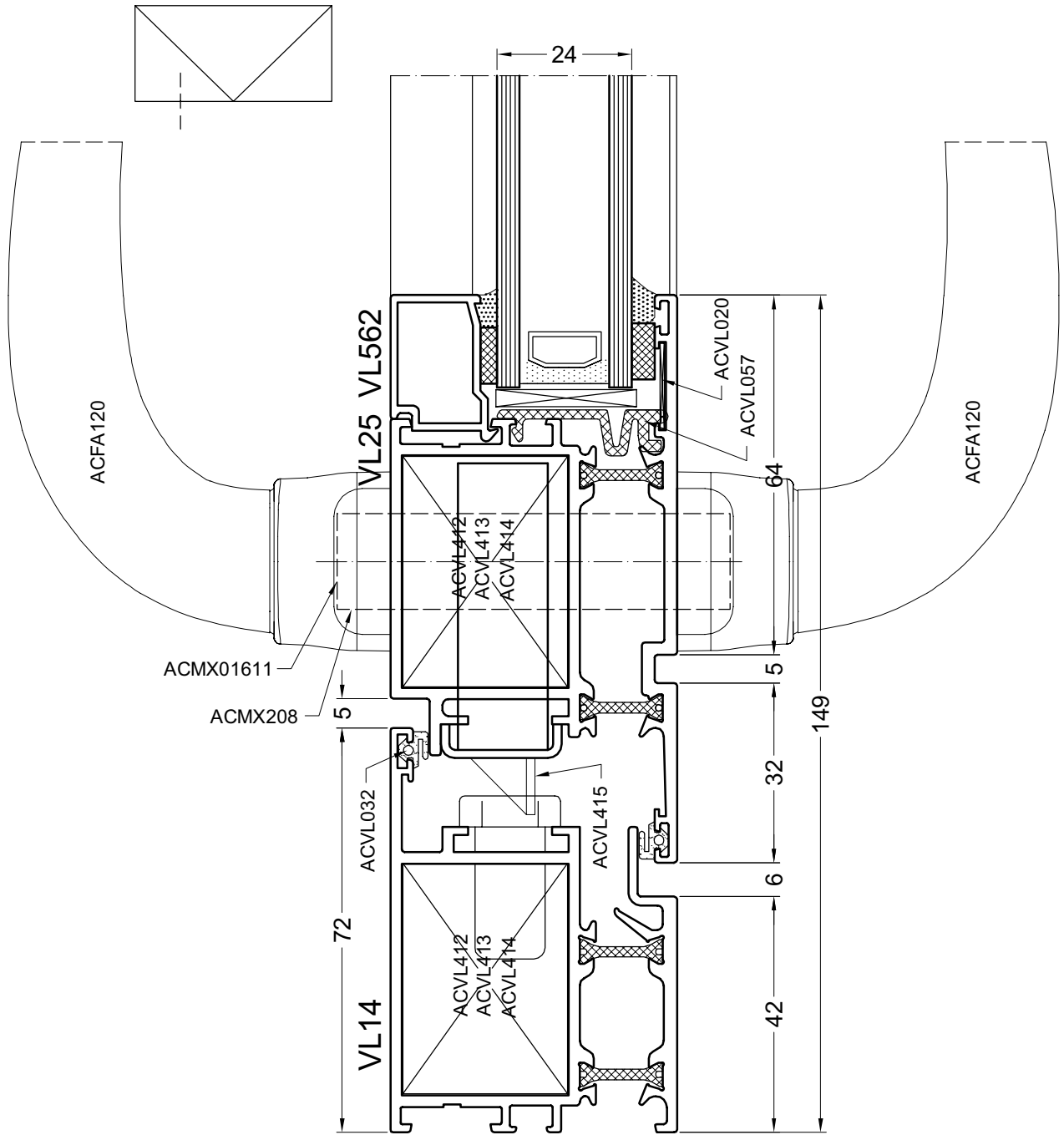
DOORSNEDE - COUPE - SCHNITT - SECTION



door26

61B

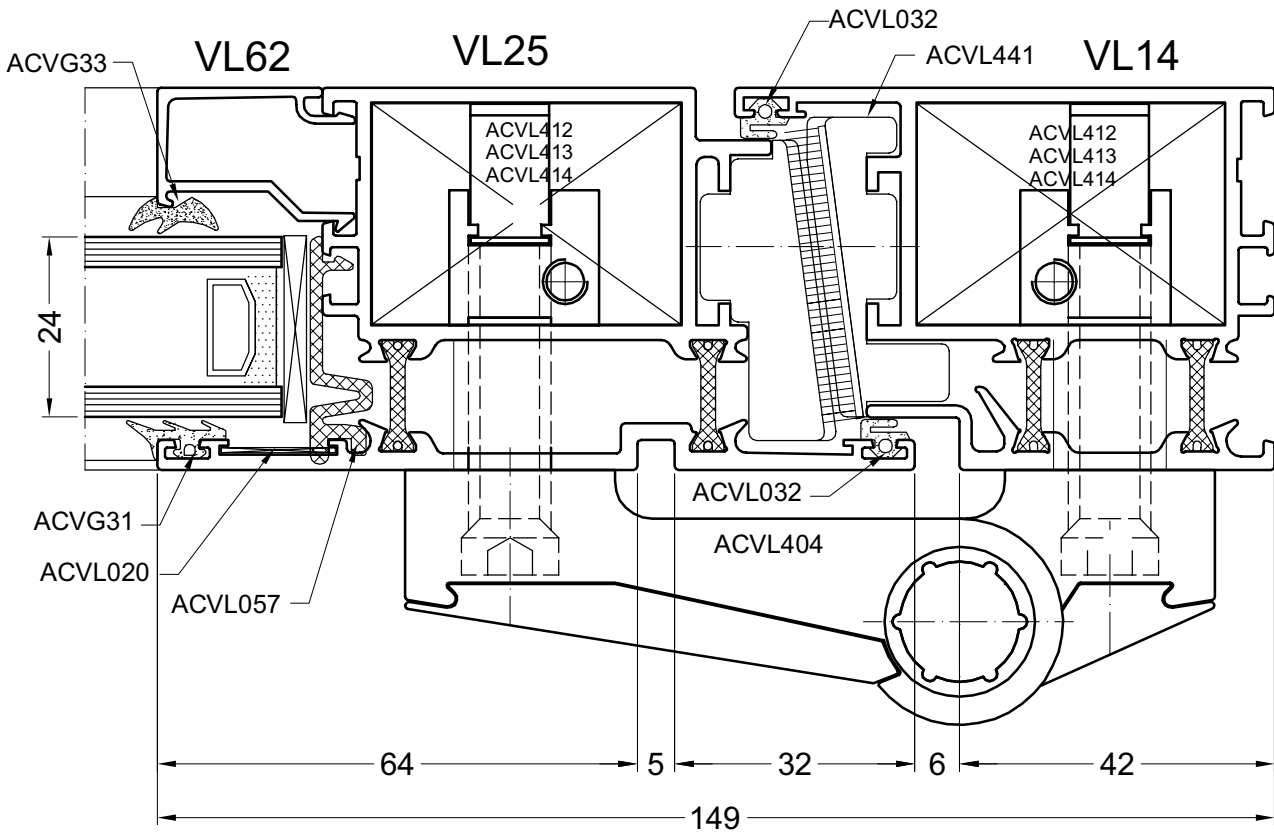
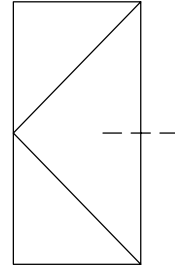
DOORSNEDE - COUPE - SCHNITT - SECTION



door26b

62A

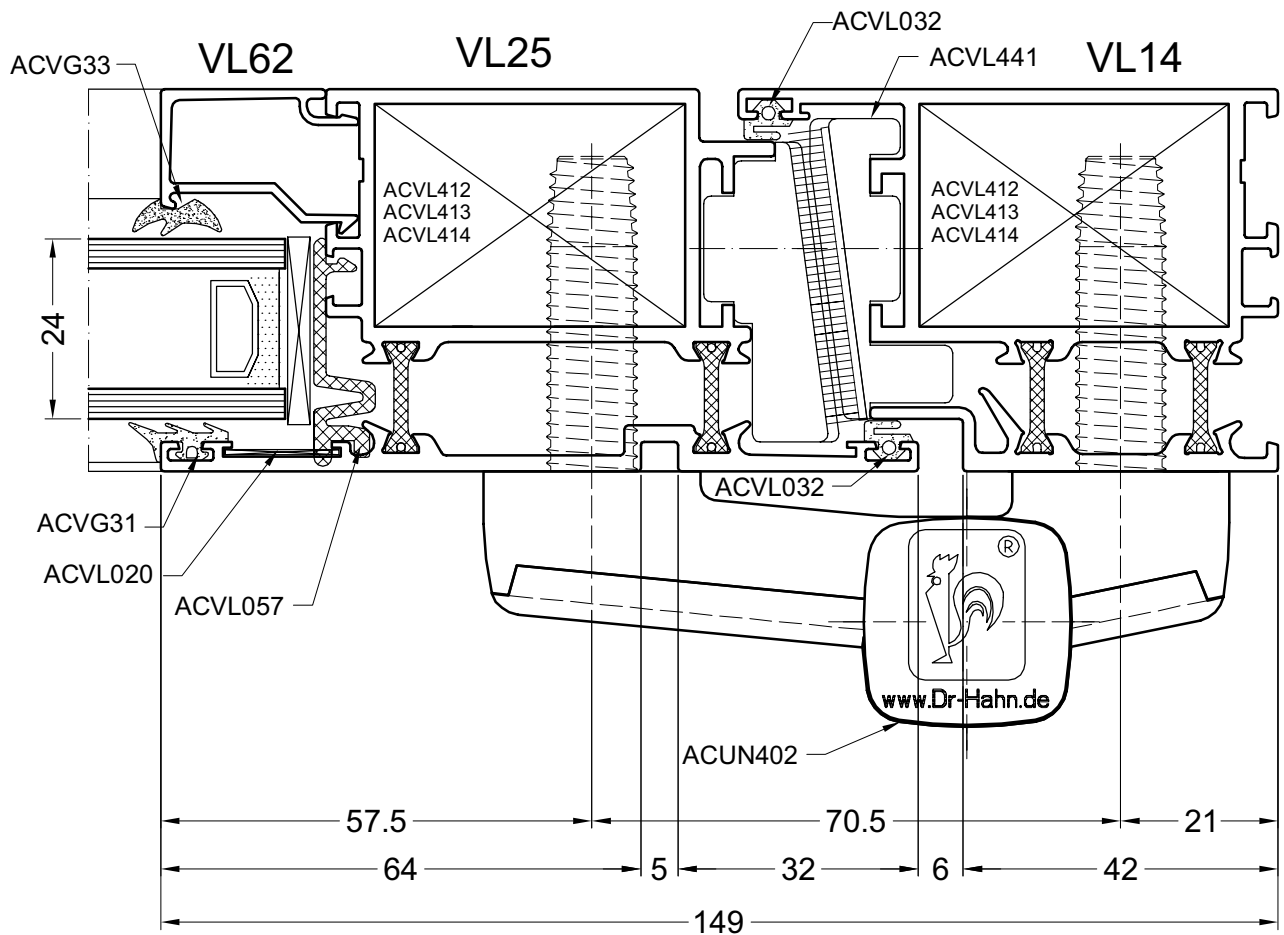
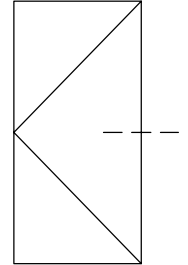
DOORSNEDE - COUPE - SCHNITT - SECTION



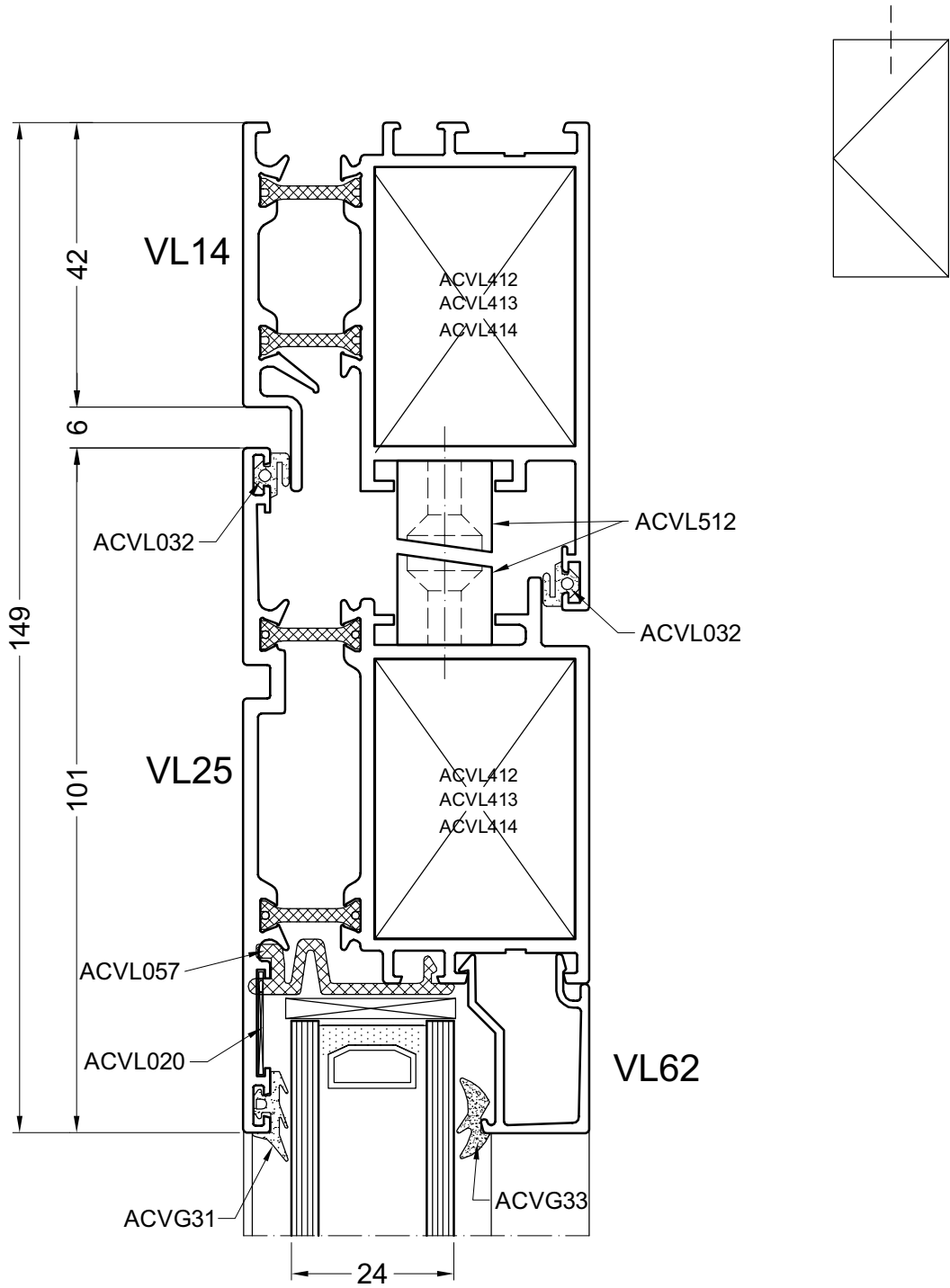
door27

62B

DOORSNEDE - COUPE - SCHNITT - SECTION



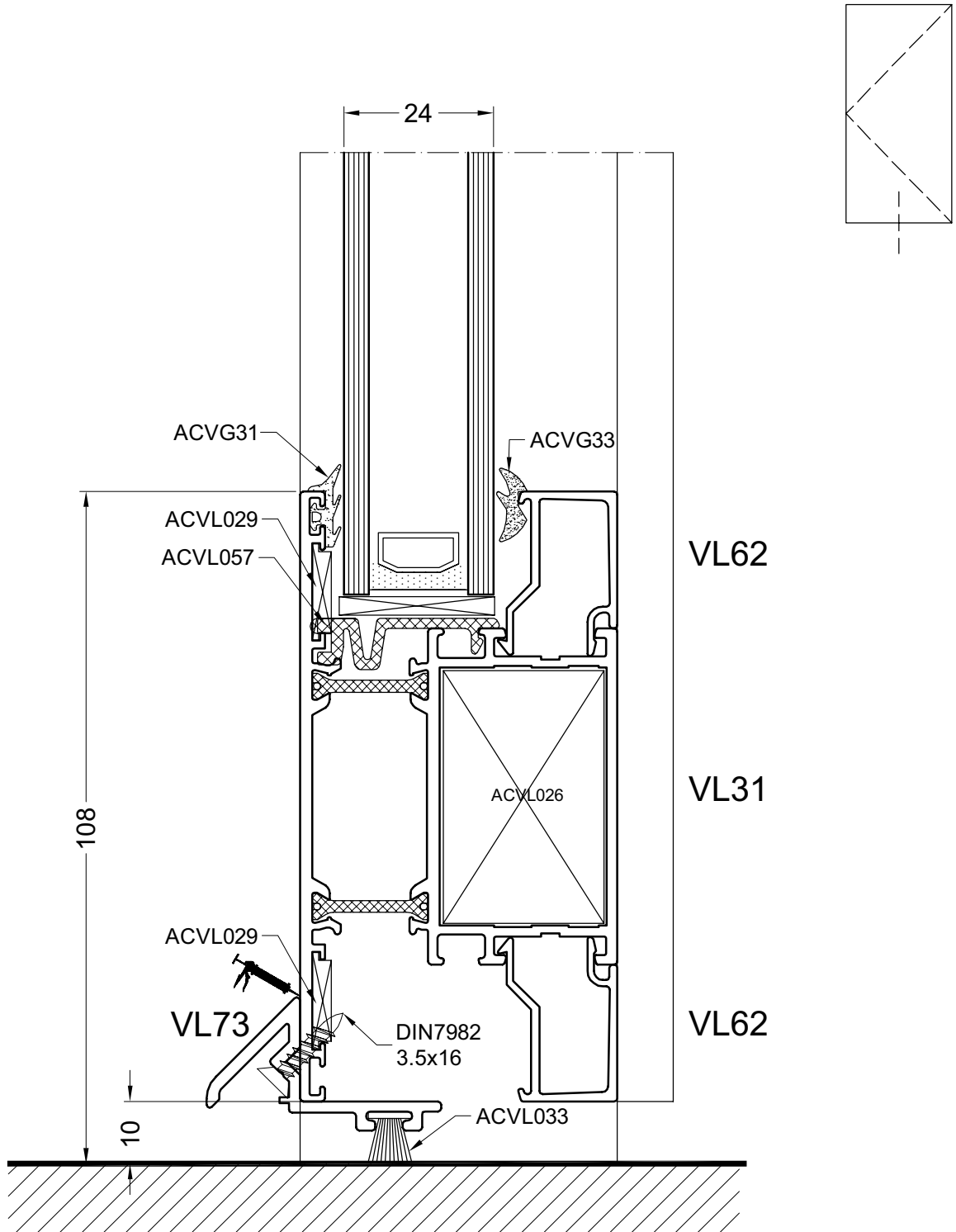
door62b



door28

64A

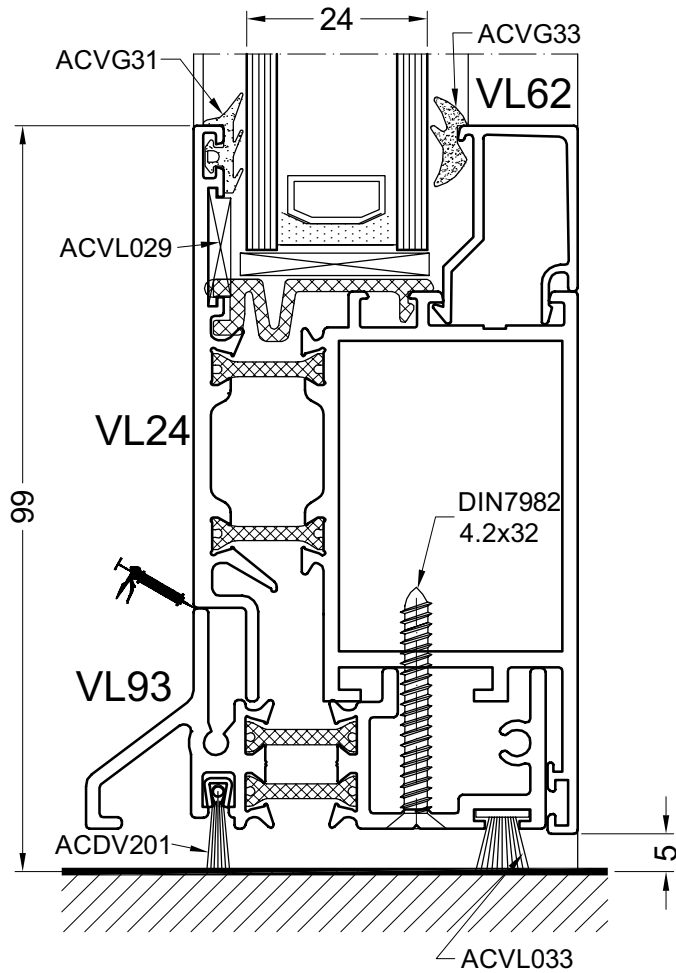
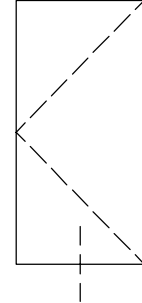
DOORSNEDE - COUPE - SCHNITT - SECTION



door29a

64B

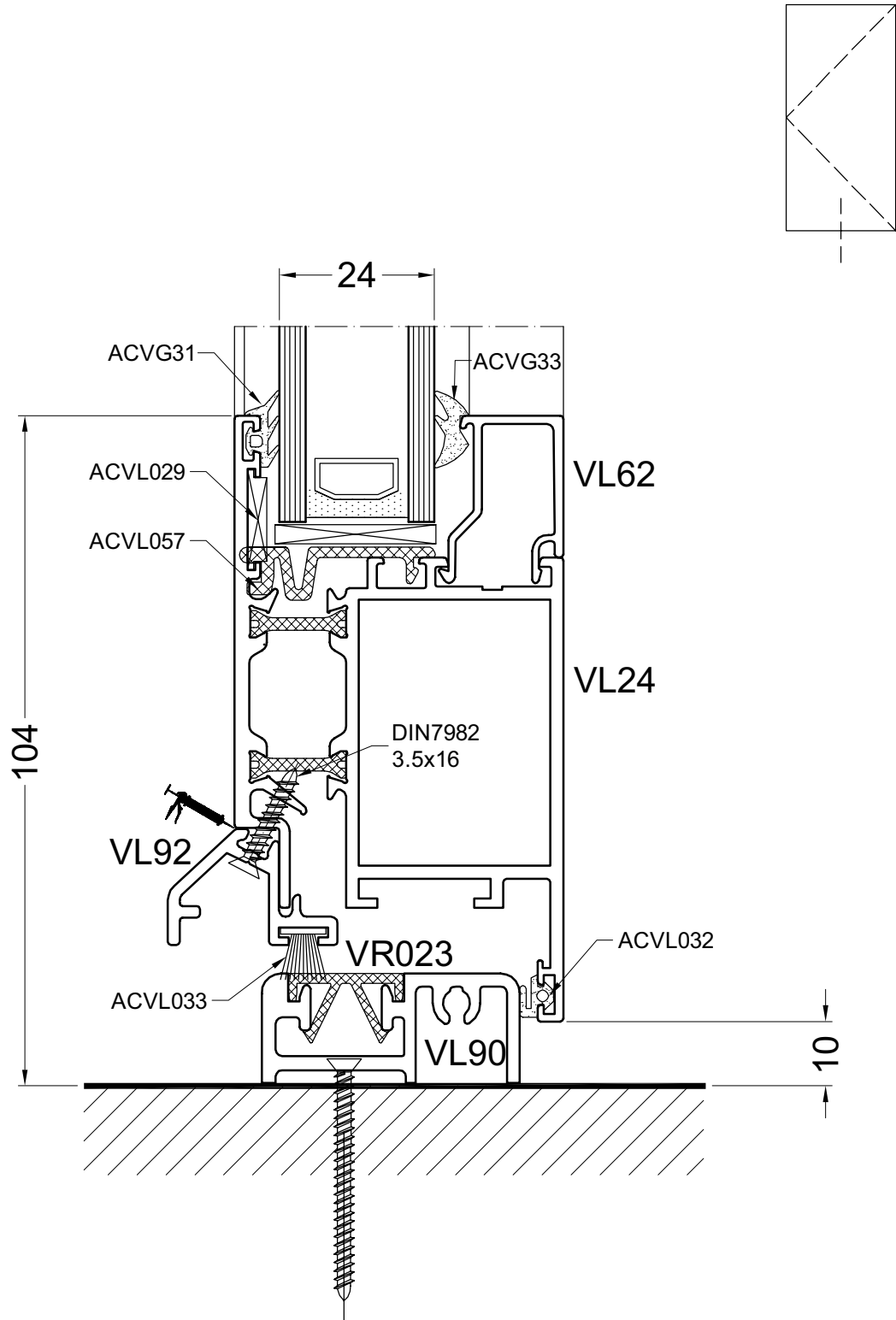
DOORSNEDE - COUPE - SCHNITT - SECTION



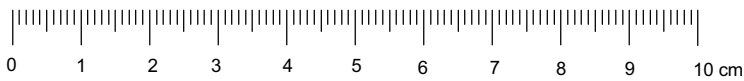
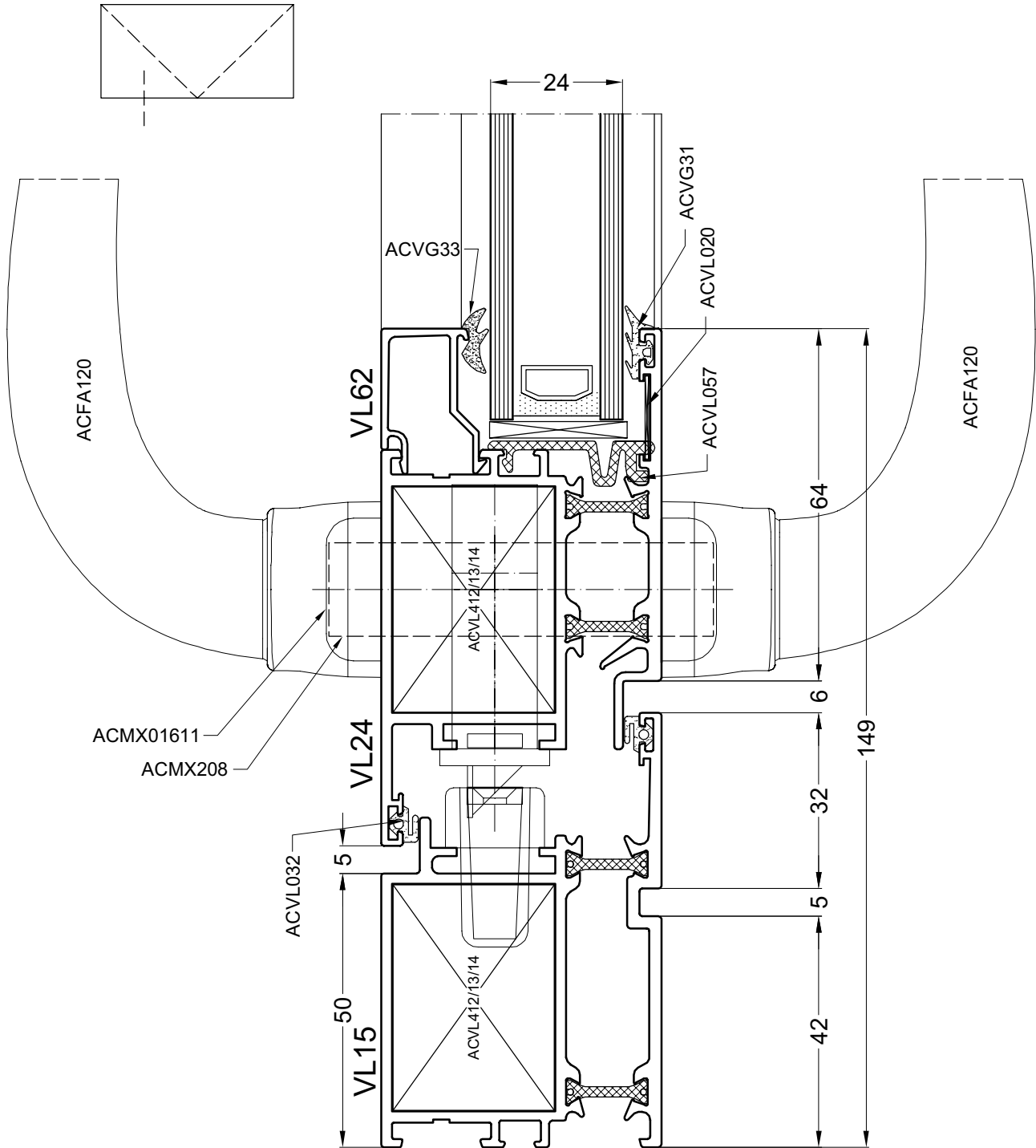
door29b

64C

DOORSNEDE - COUPE - SCHNITT - SECTION



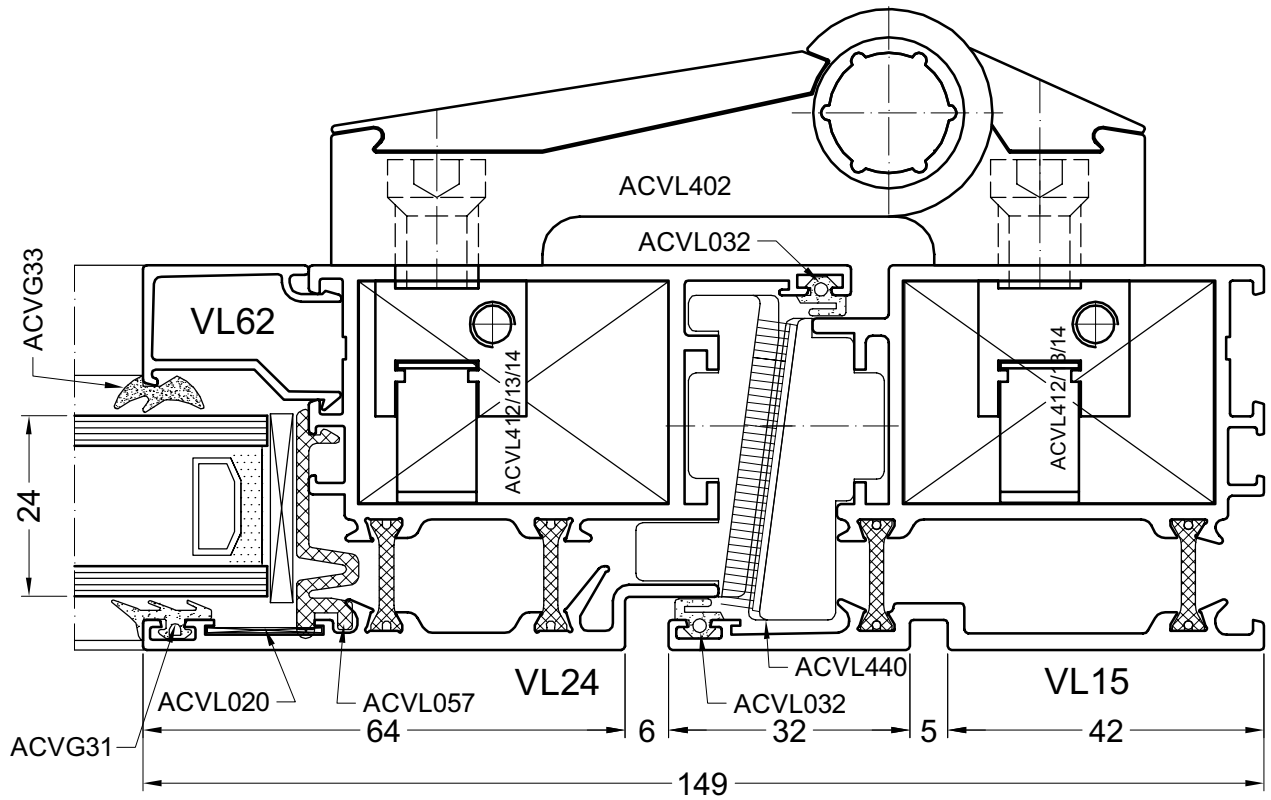
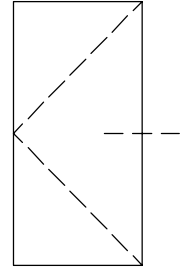
door29c



door30

66A

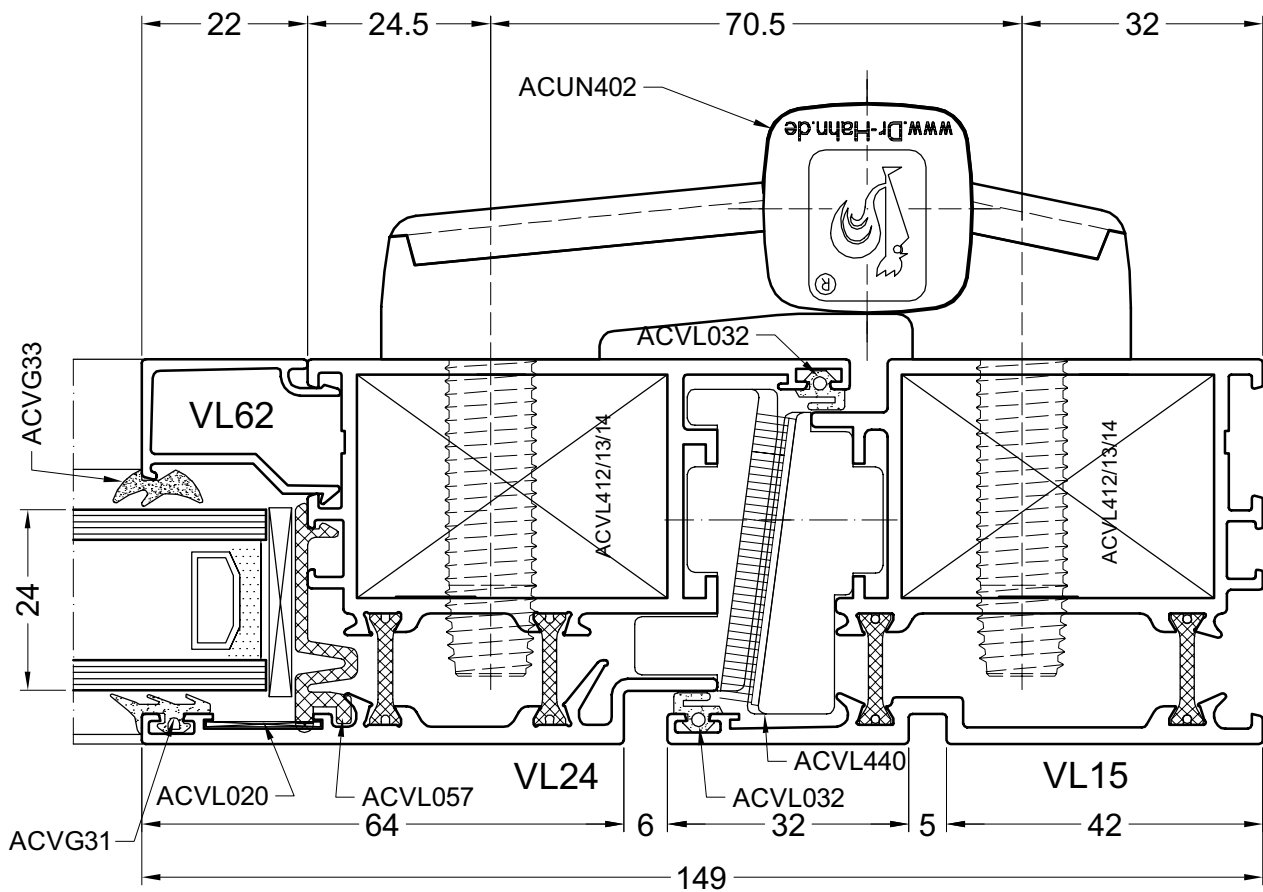
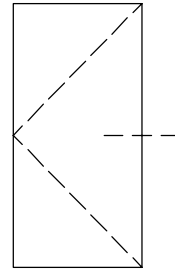
DOORSNEDE - COUPE - SCHNITT - SECTION



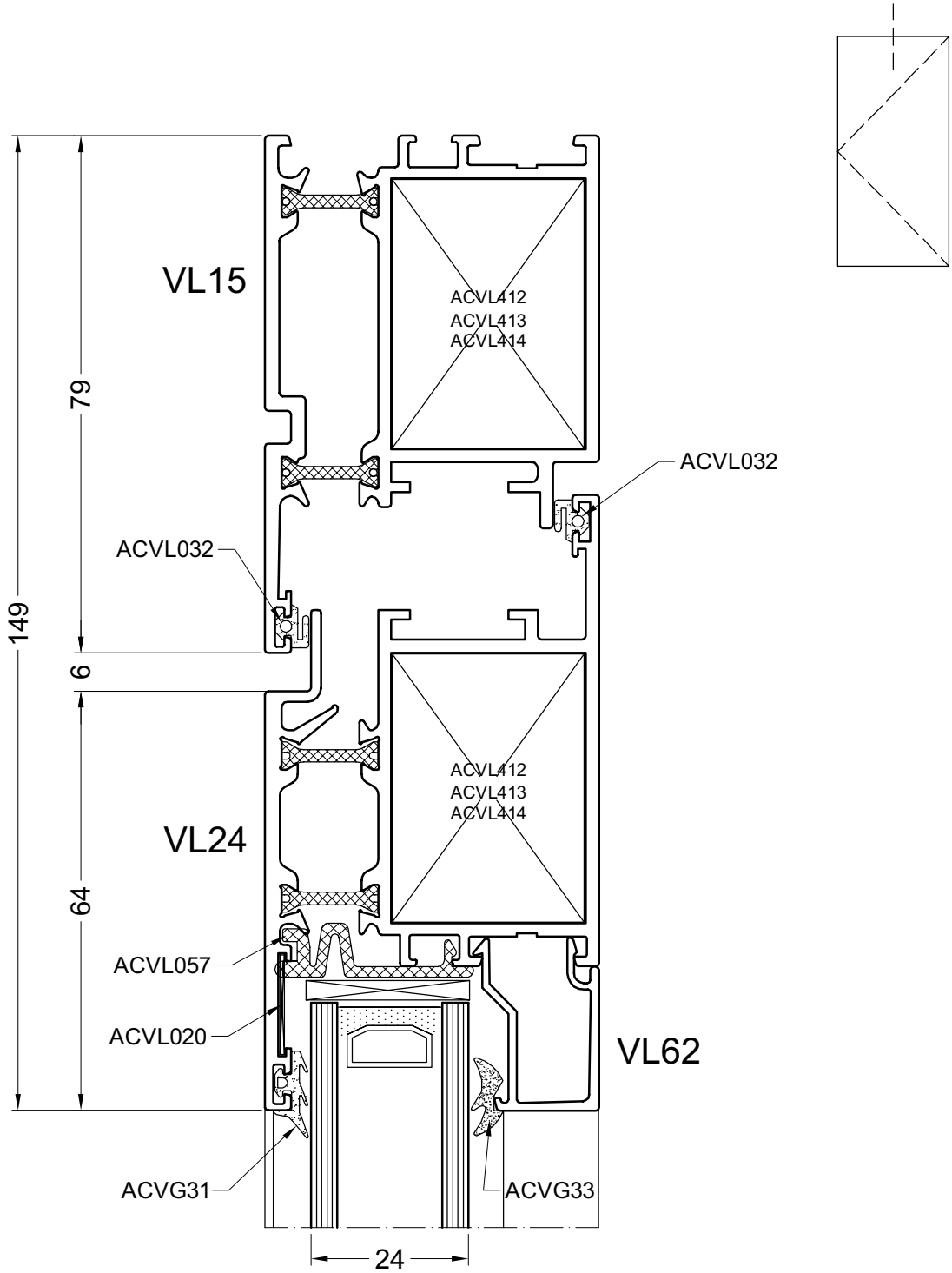
door31a

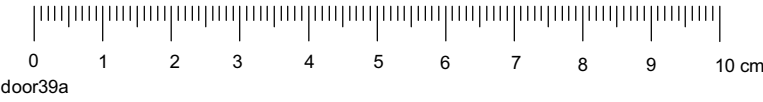
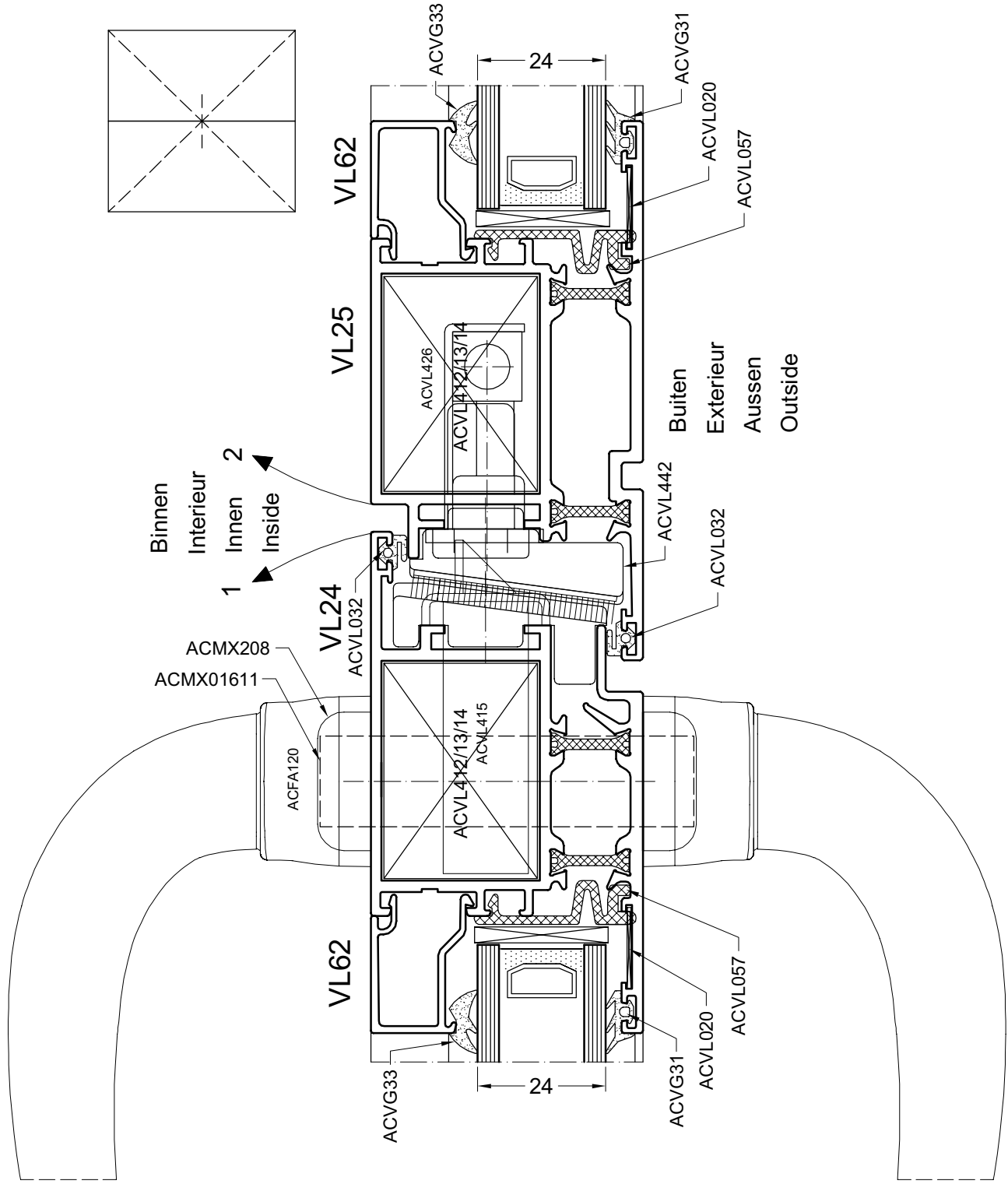
66B

DOORSNEDE - COUPE - SCHNITT - SECTION

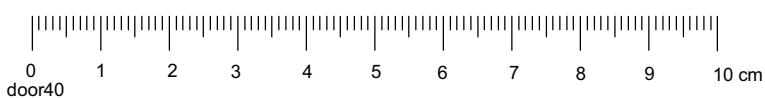
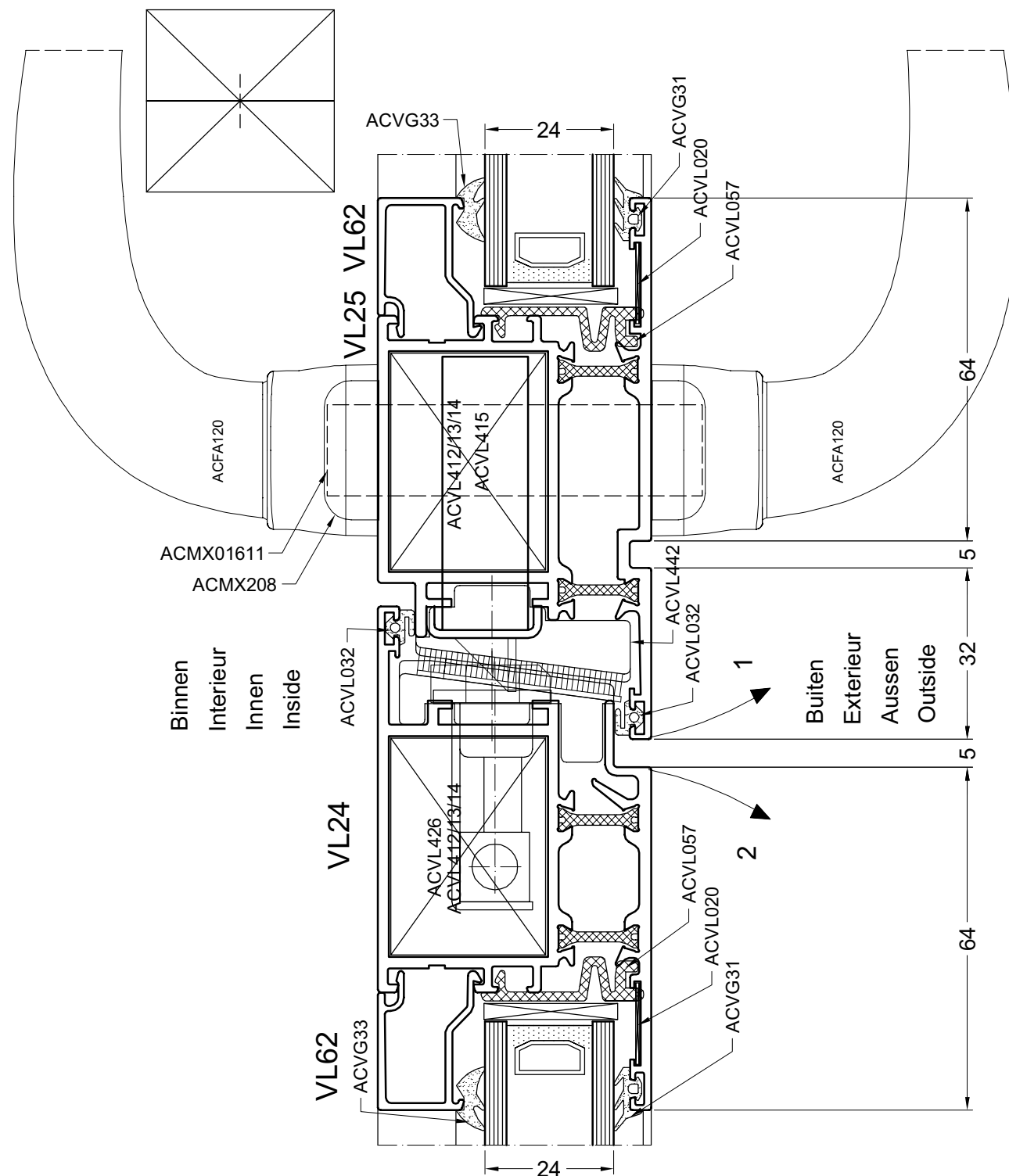


door66b



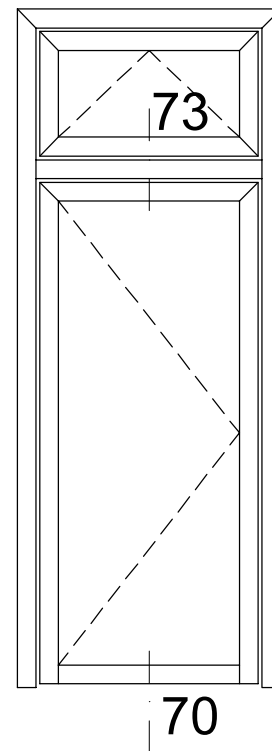
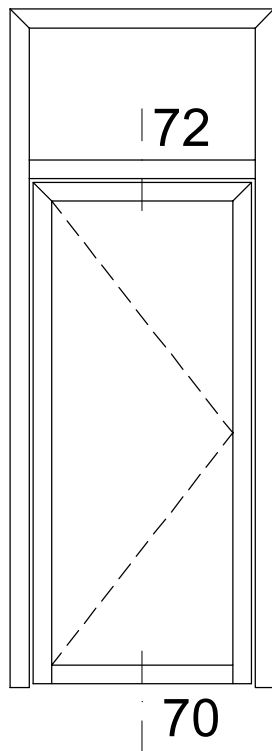
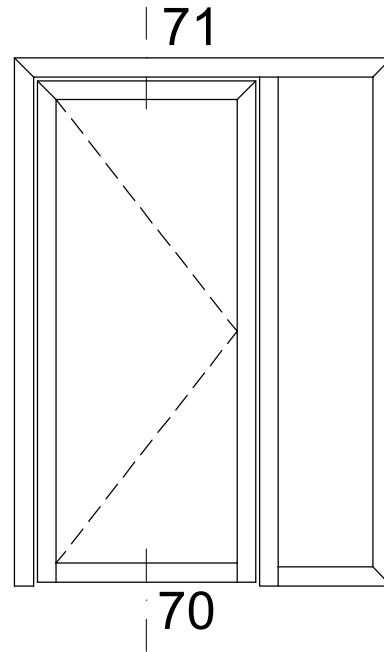
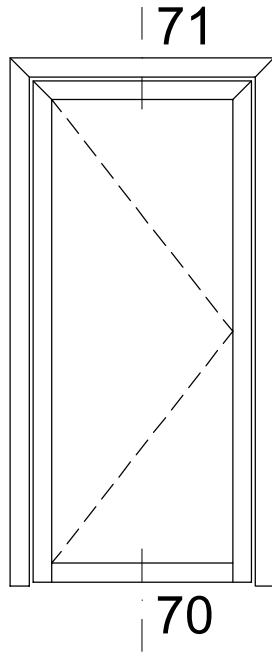


door39a



OPDEK DEUR
PORTE A FRAPPE
ANSCHLAG TUR
TOUCH DOOR

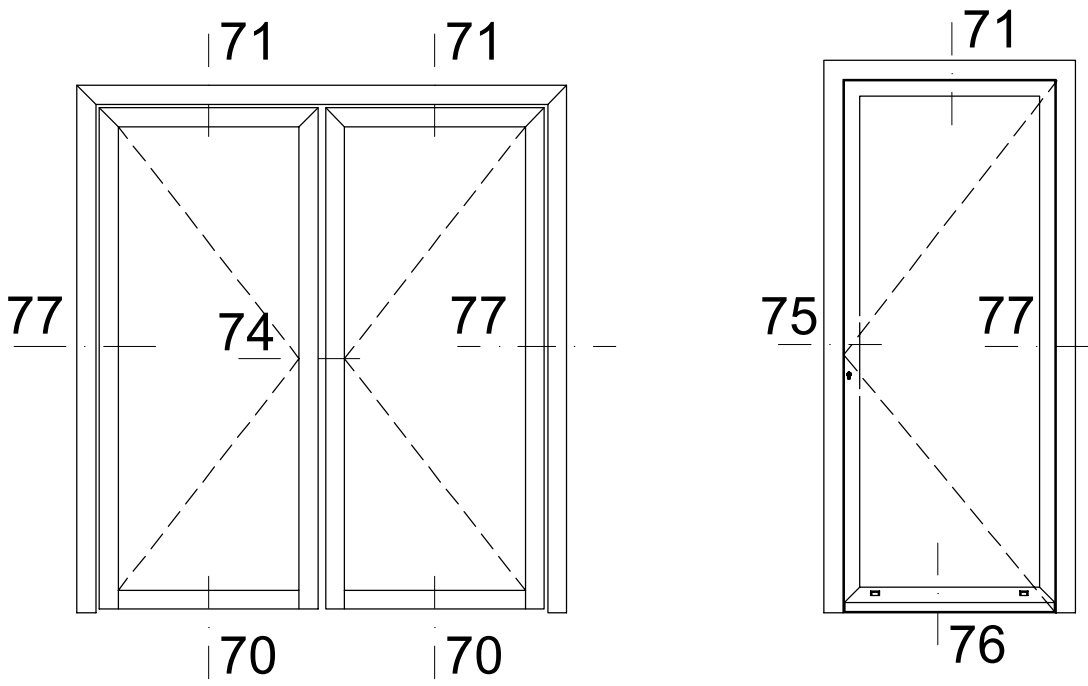
DOORSNEDE - COUPE - SCHNITT - SECTION



type6

OPDEK DEUR
PORTE A FRAPPE
ANSCHLAG TUR
TOUCH DOOR

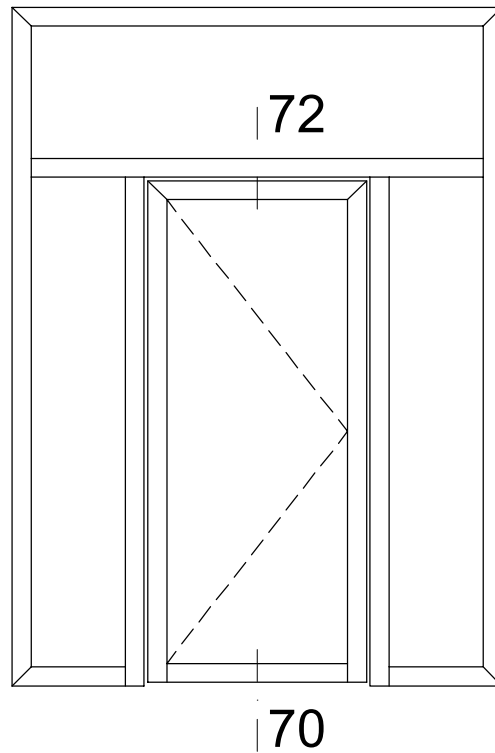
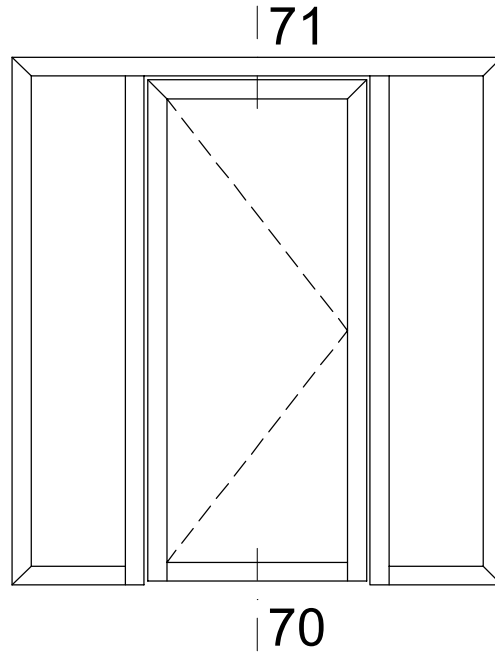
DOORSNEDE - COUPE - SCHNITT - SECTION



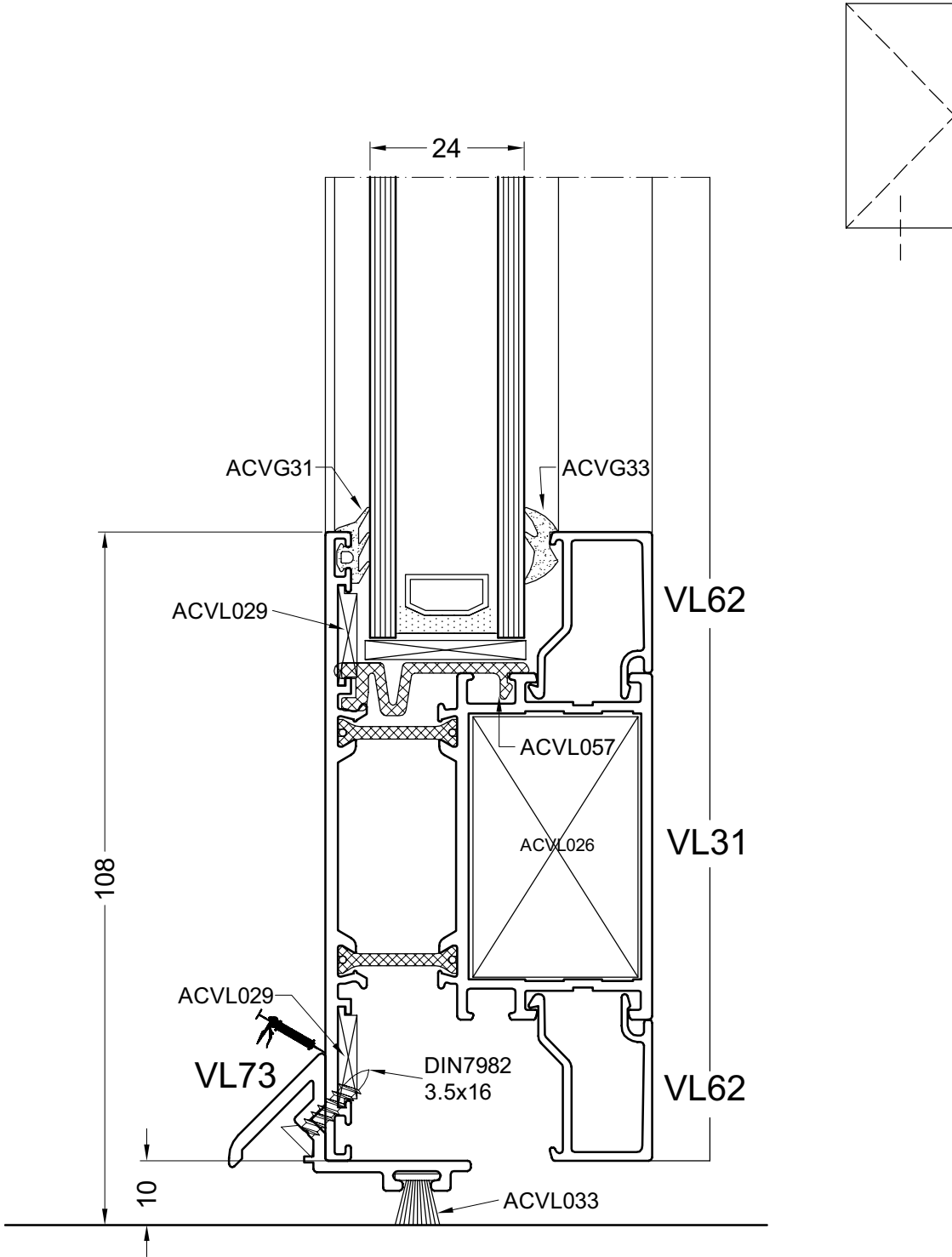
type7

OPDEK DEUR
PORTE A FRAPPE
ANSCHLAG TUR
TOUCH DOOR

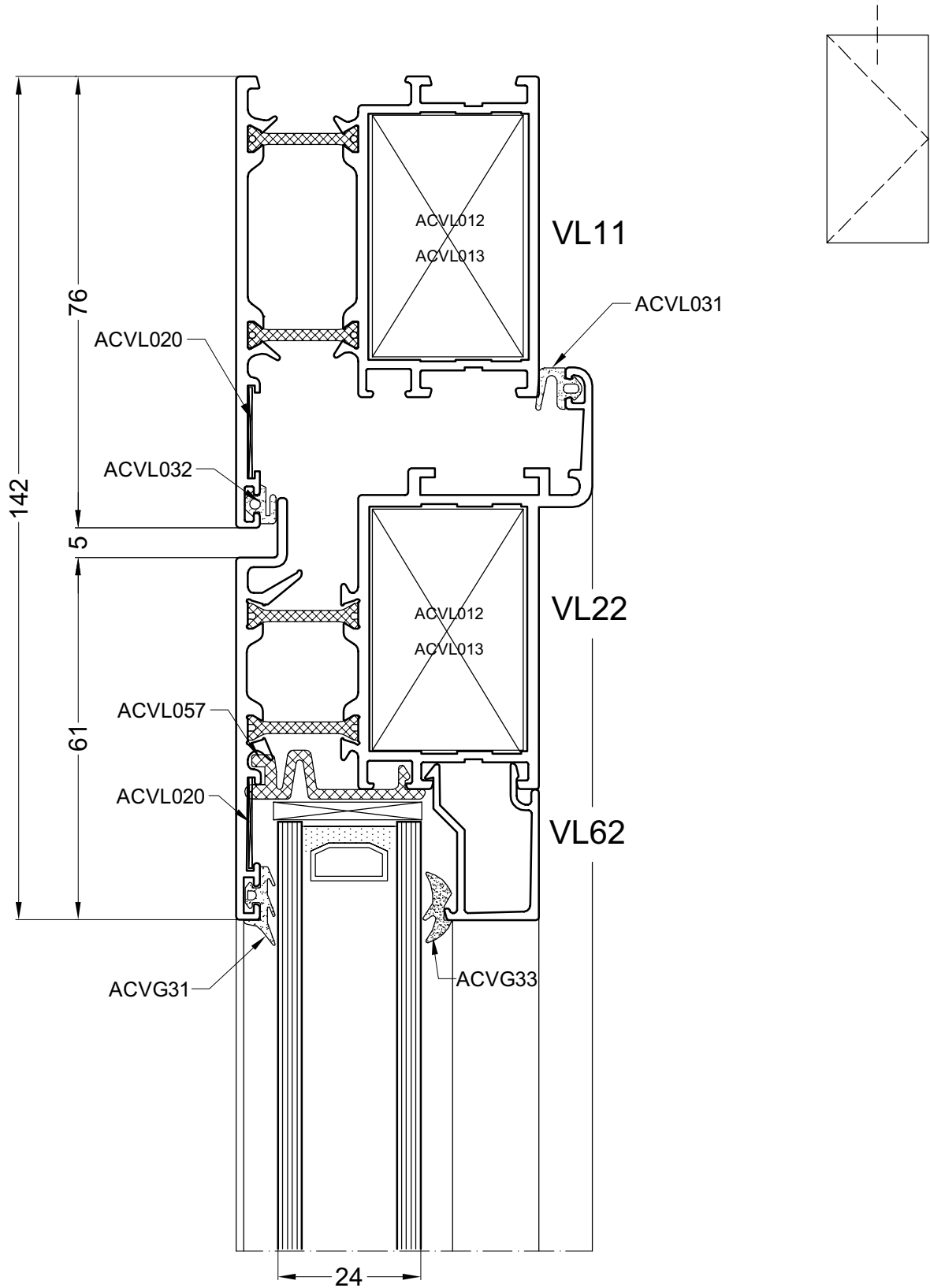
DOORSNEDE - COUPE - SCHNITT - SECTION



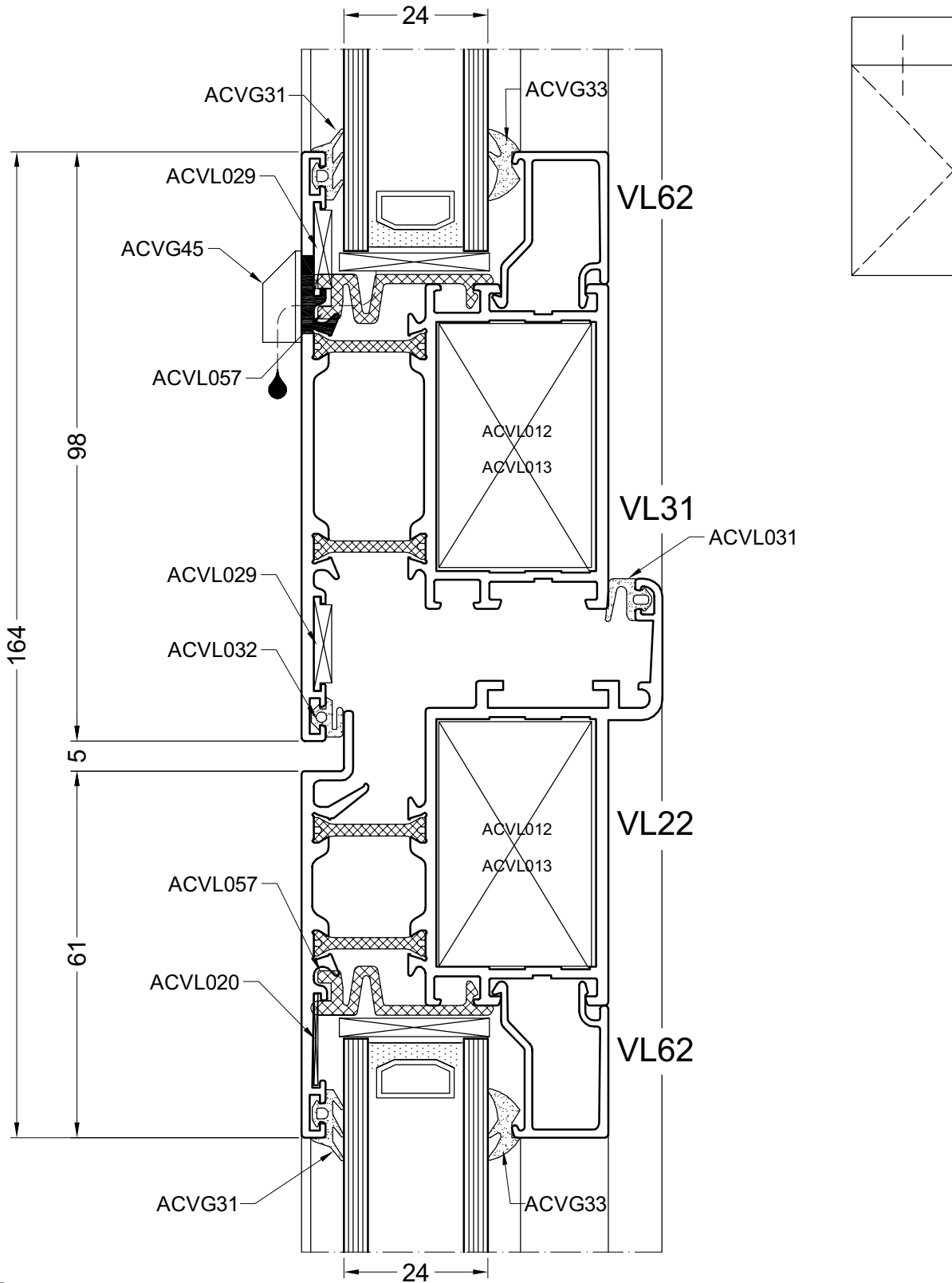
type8



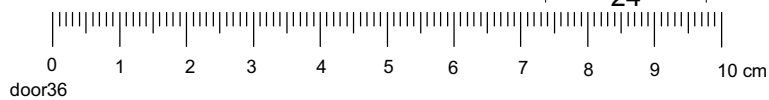
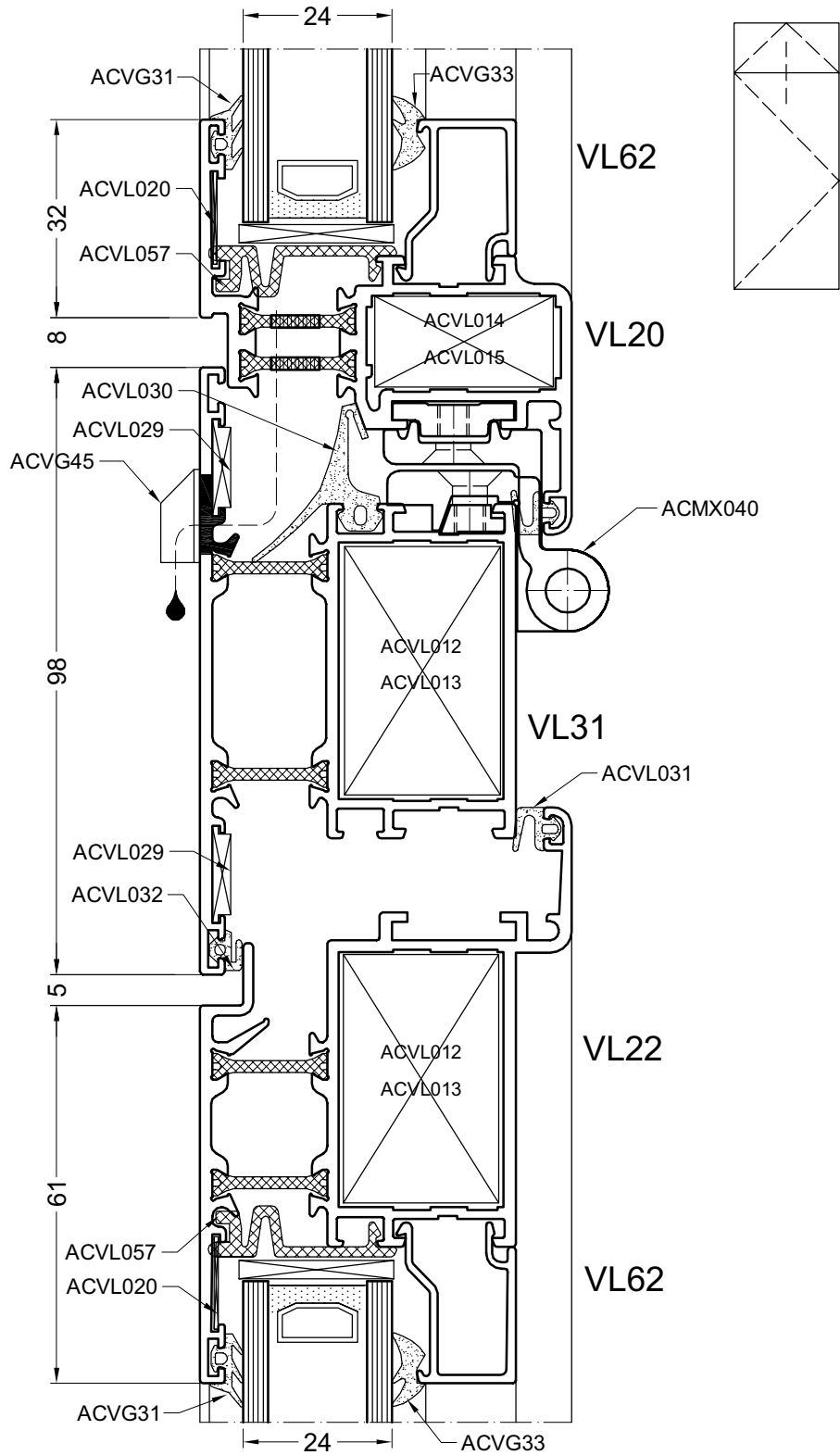
door32

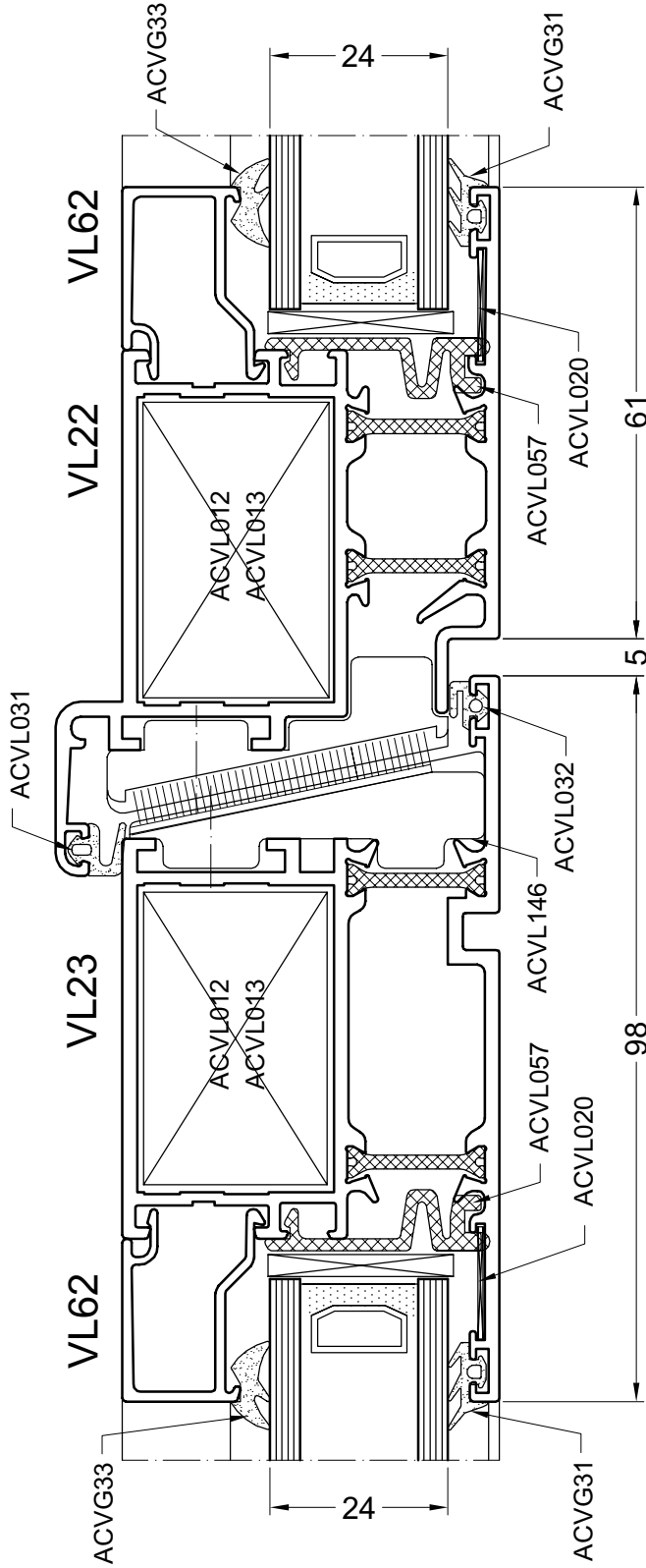
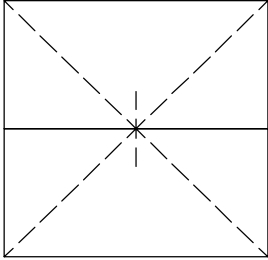


door33



door35

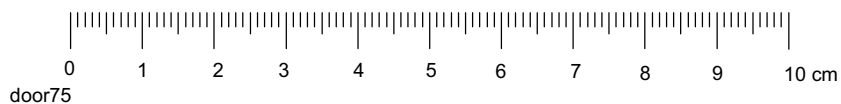
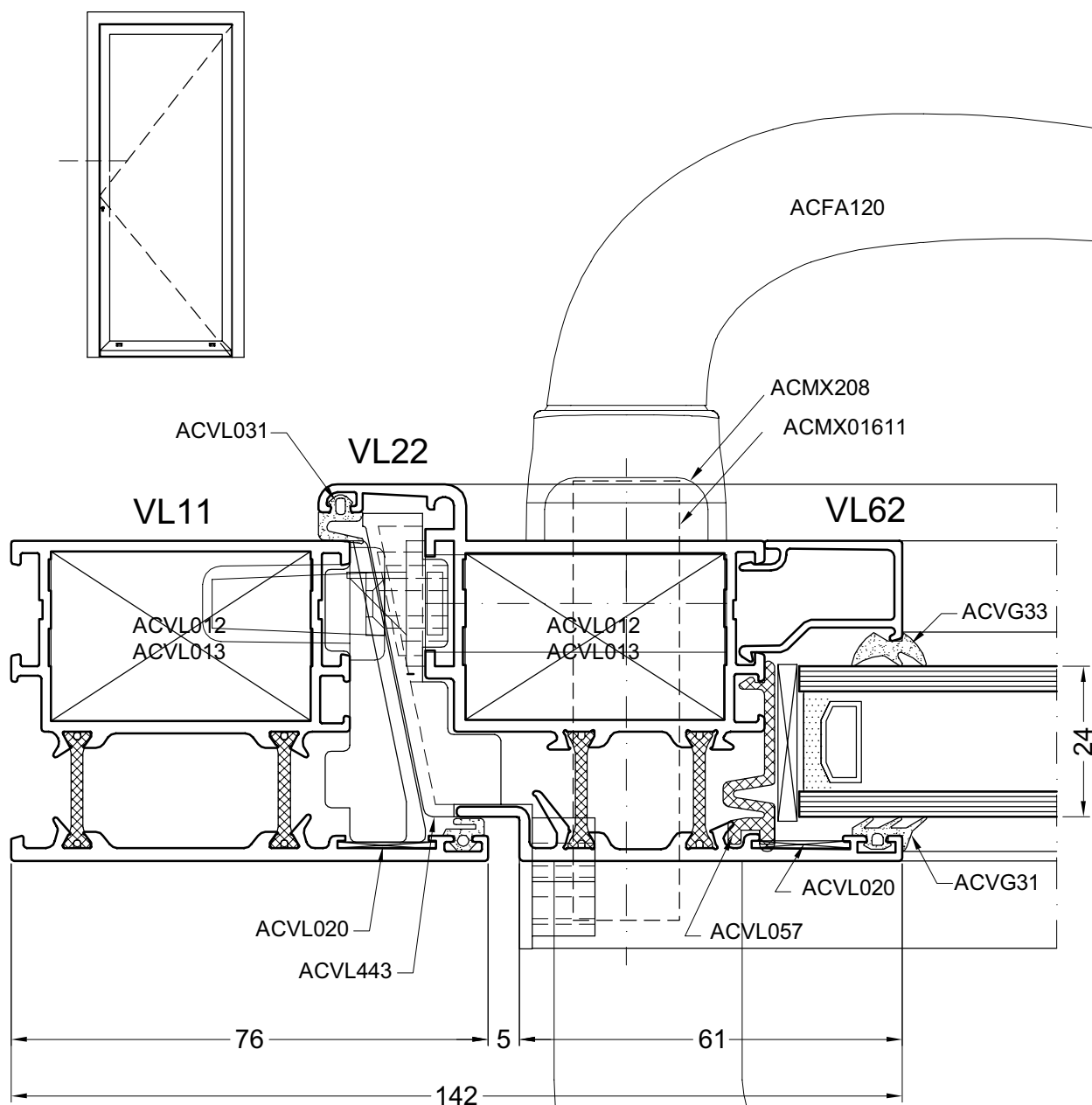




door39b

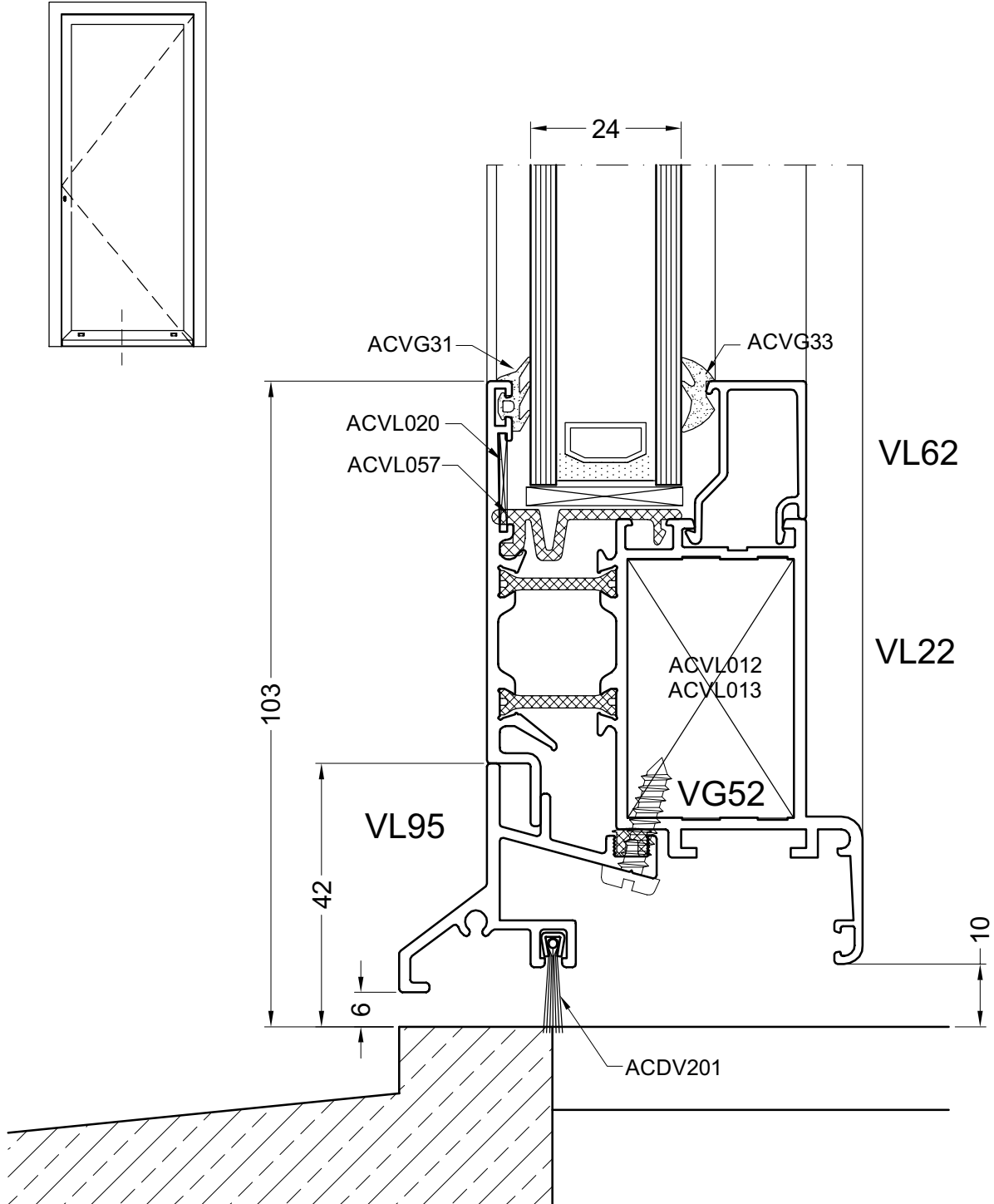
75

DOORSNEDE - COUPE - SCHNITT - SECTION



76A

DOORSNEDE - COUPE - SCHNITT - SECTION

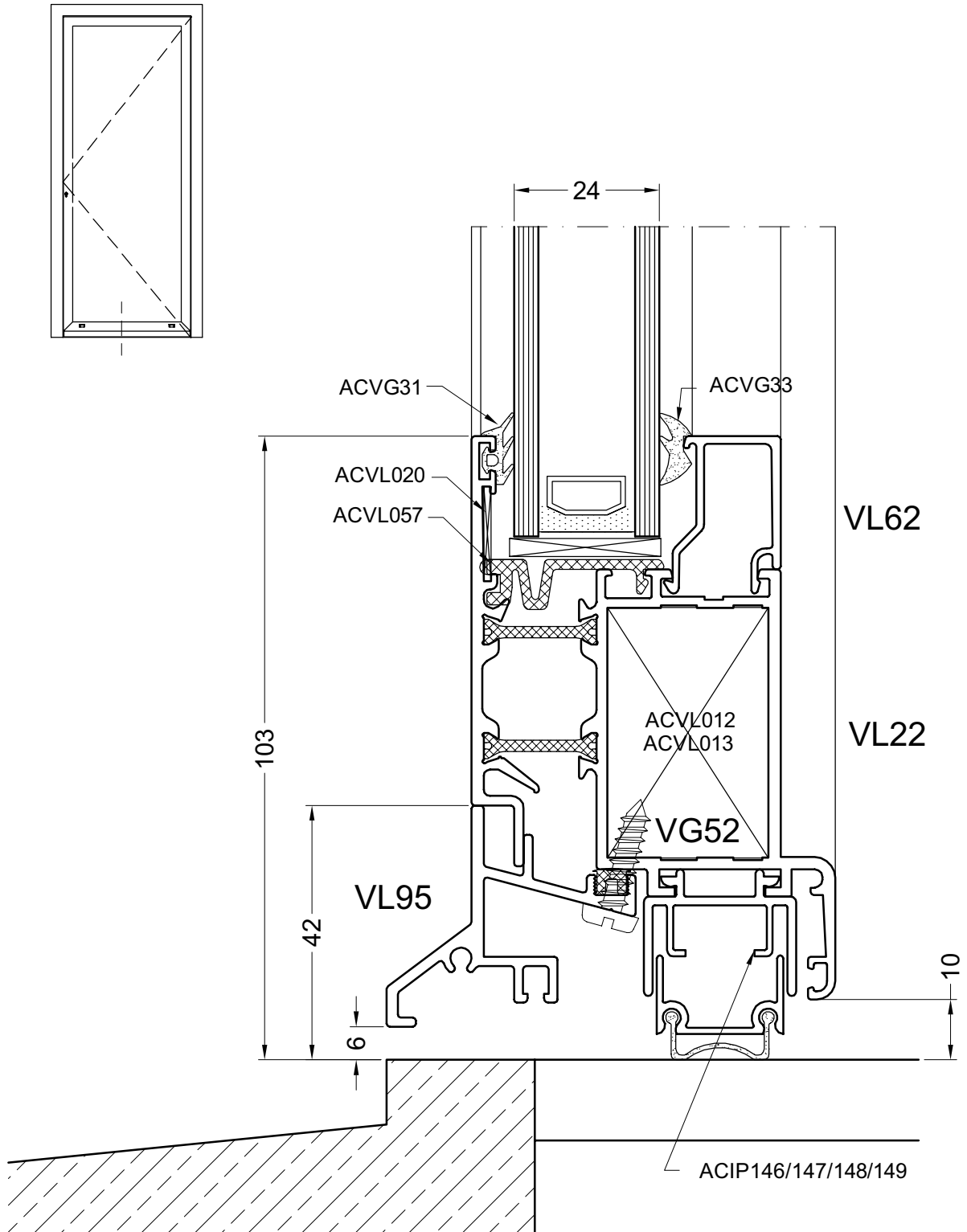


BORSTELDICHTING BRASSE DESSOUS BURSTENDICHTUNG BRUSH FITTING

door76a

76B

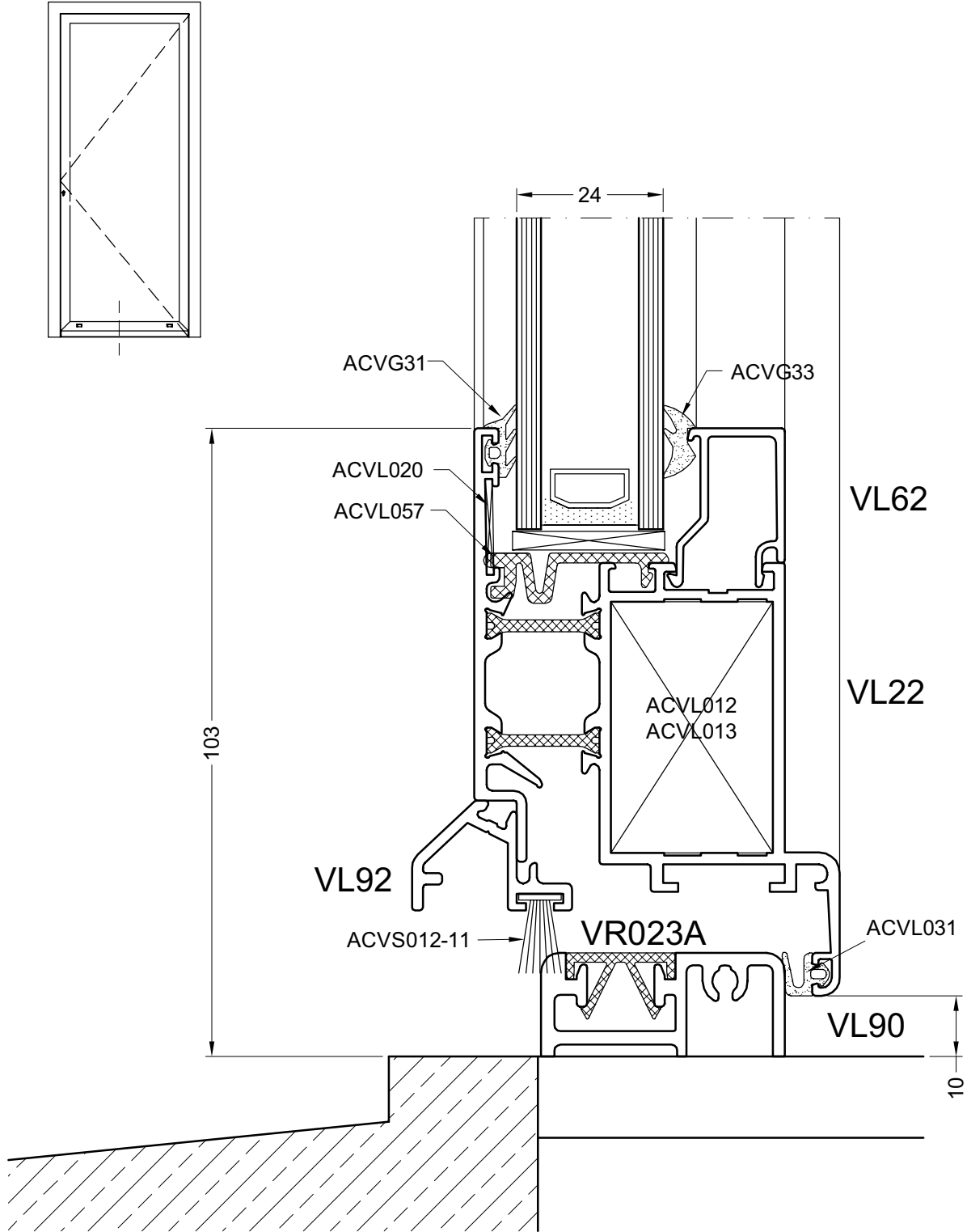
DOORSNEDE - COUPE - SCHNITT - SECTION



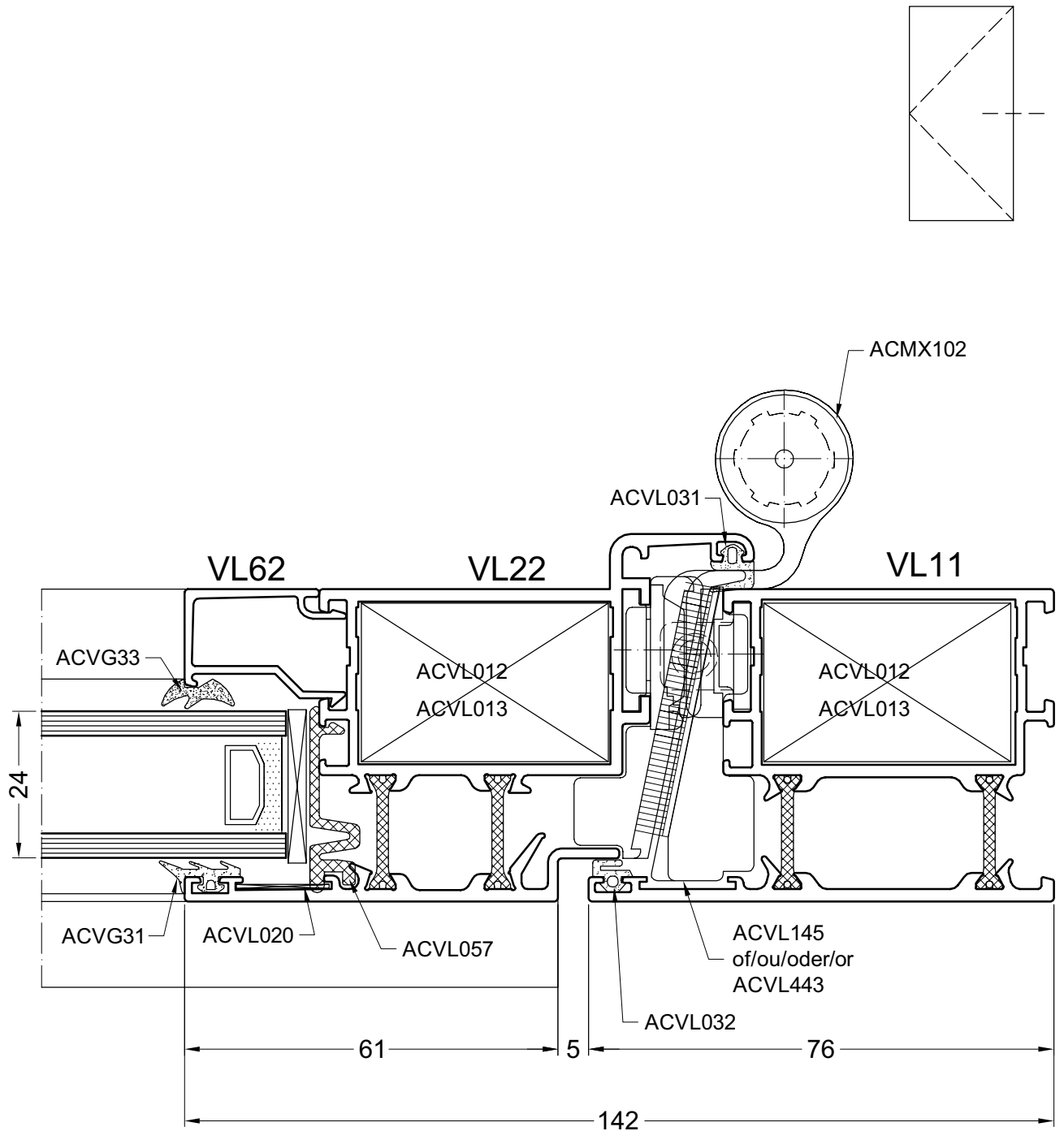
door76b

76C

DOORSNEDE - COUPE - SCHNITT - SECTION



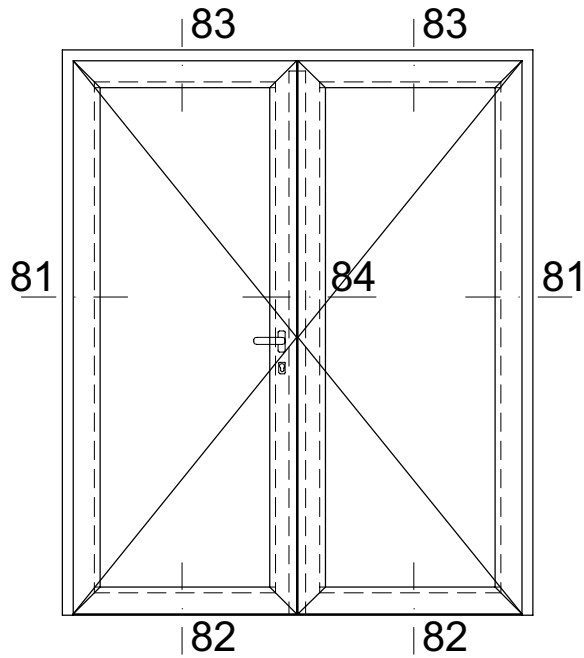
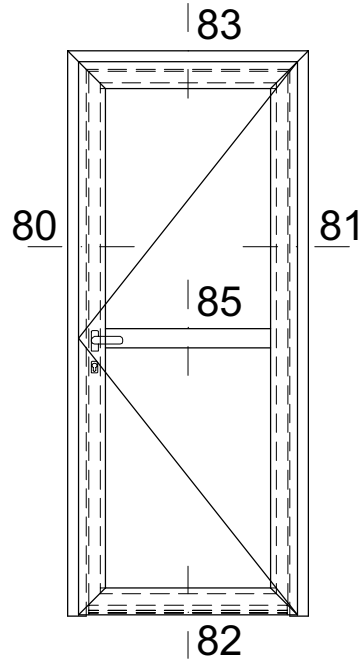
door76c



door31b

DEUR MET VL27
PORTE AVEC VL27
TUR MIT VL27
DOOR WITH VL27

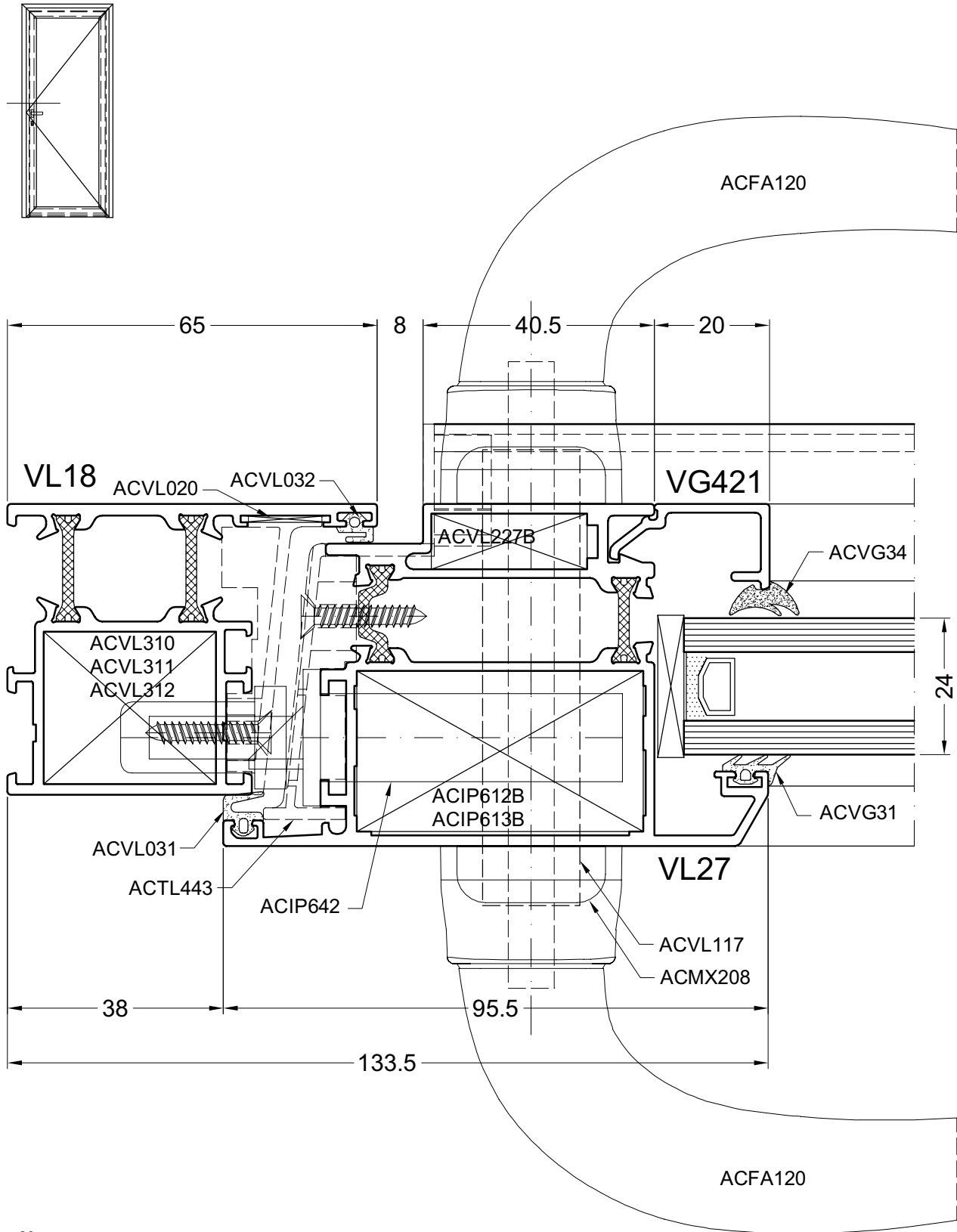
DOORSNEDE - COUPE - SCHNITT - SECTION



type14

80

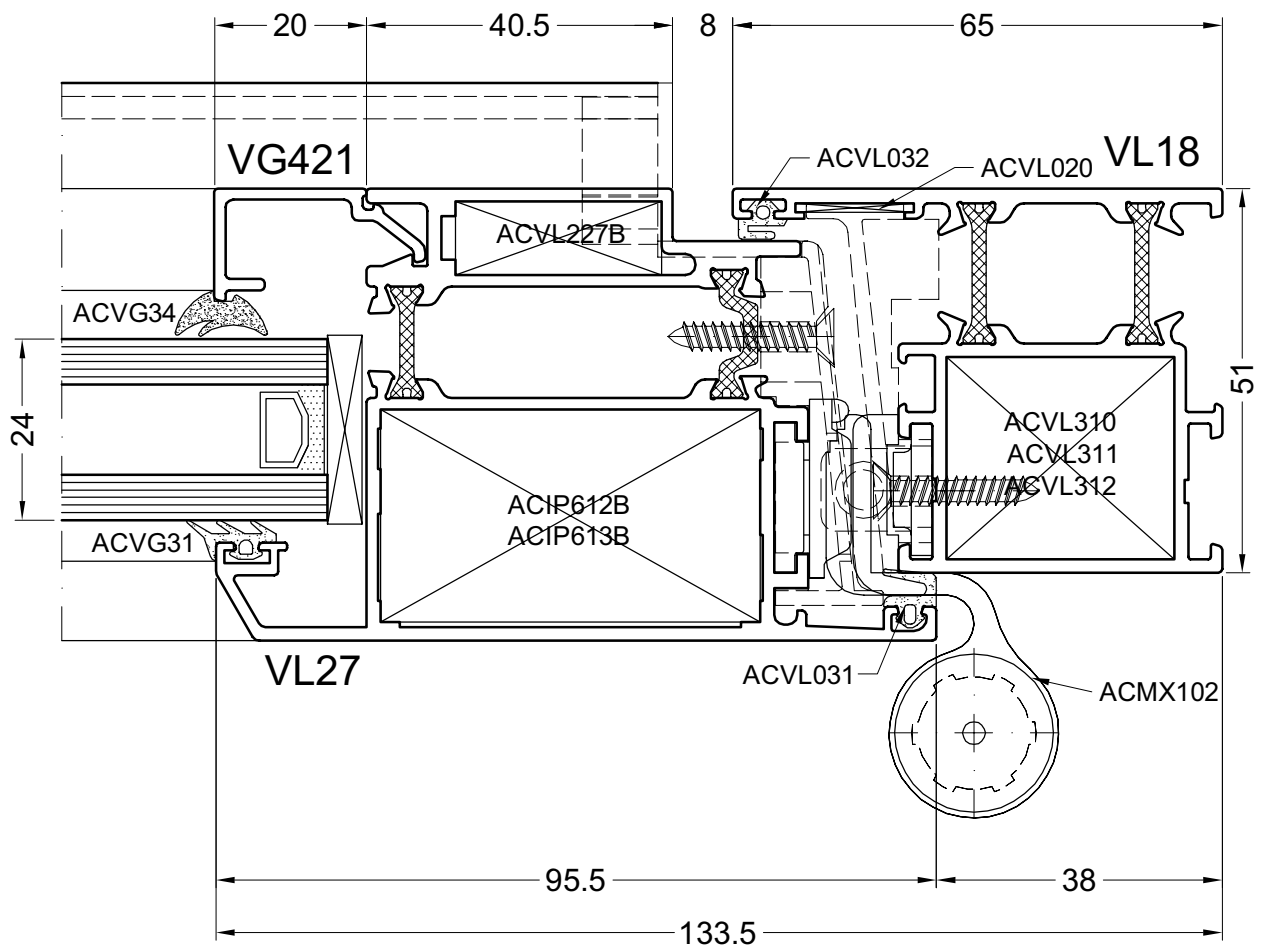
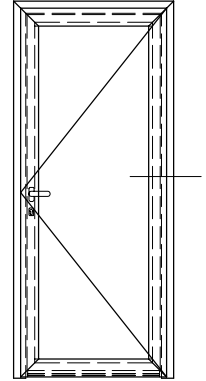
DOORSNEDE - COUPE - SCHNITT - SECTION



door80

81

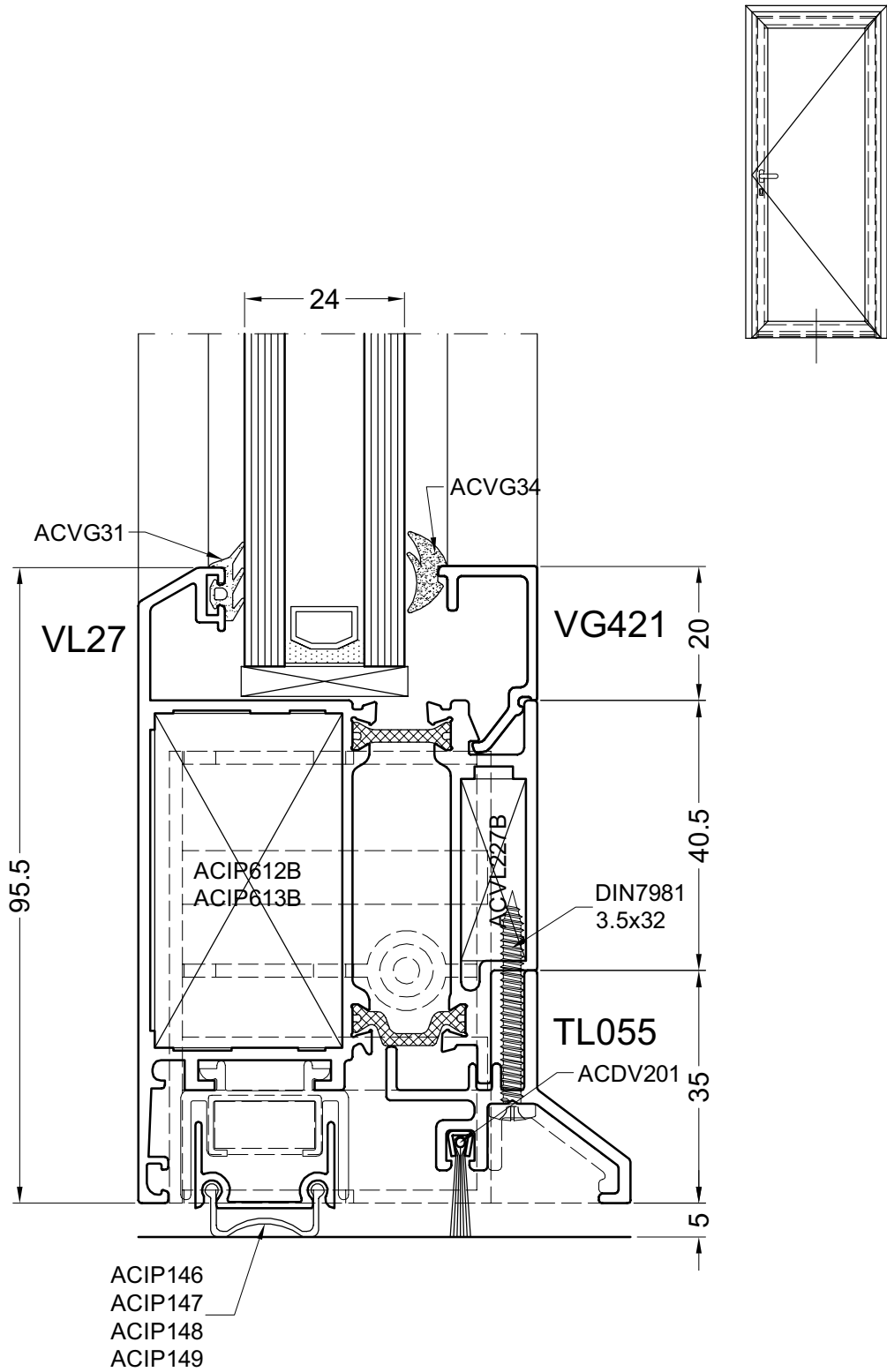
DOORSNEDE - COUPE - SCHNITT - SECTION



door81b

82A

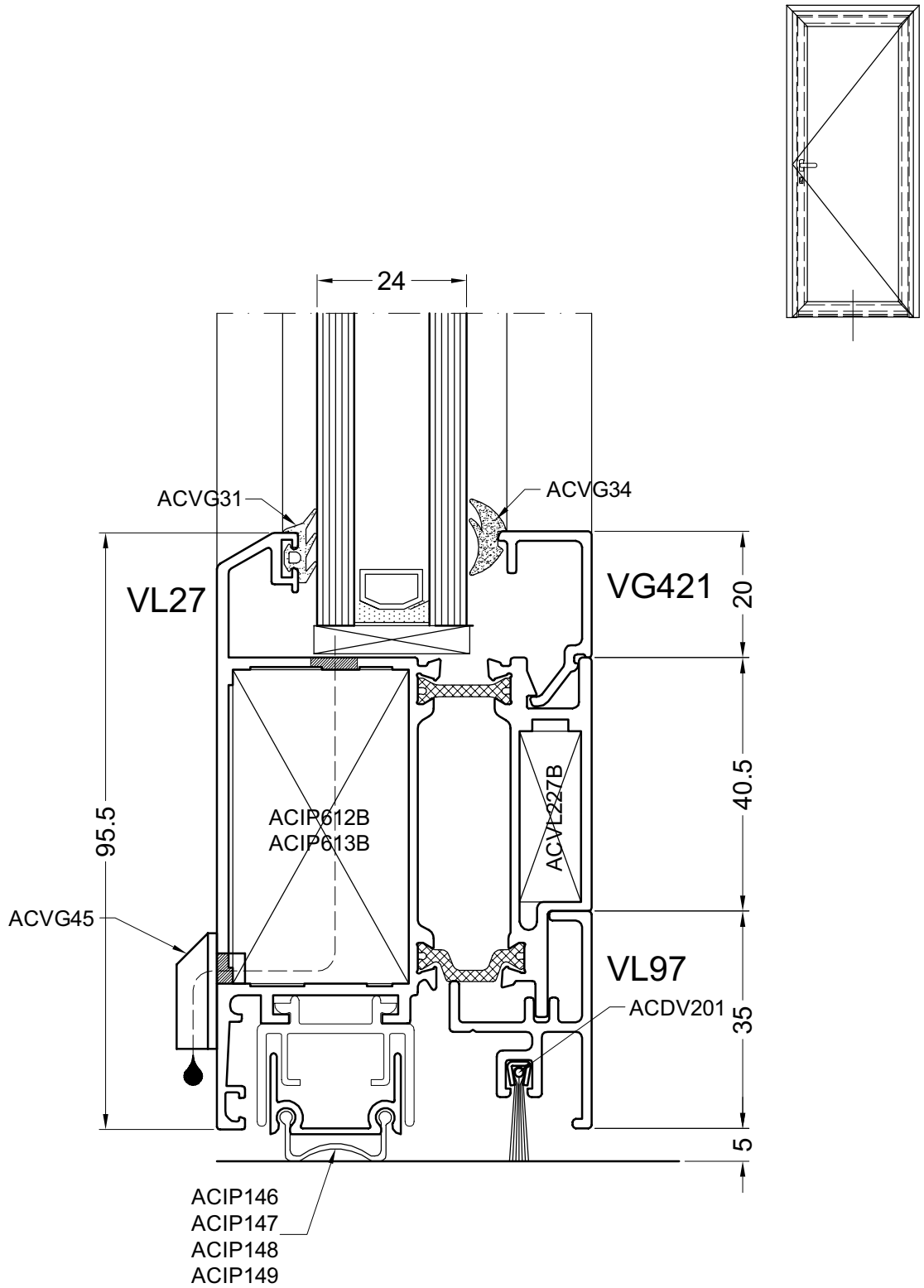
DOORSNEDE - COUPE - SCHNITT - SECTION



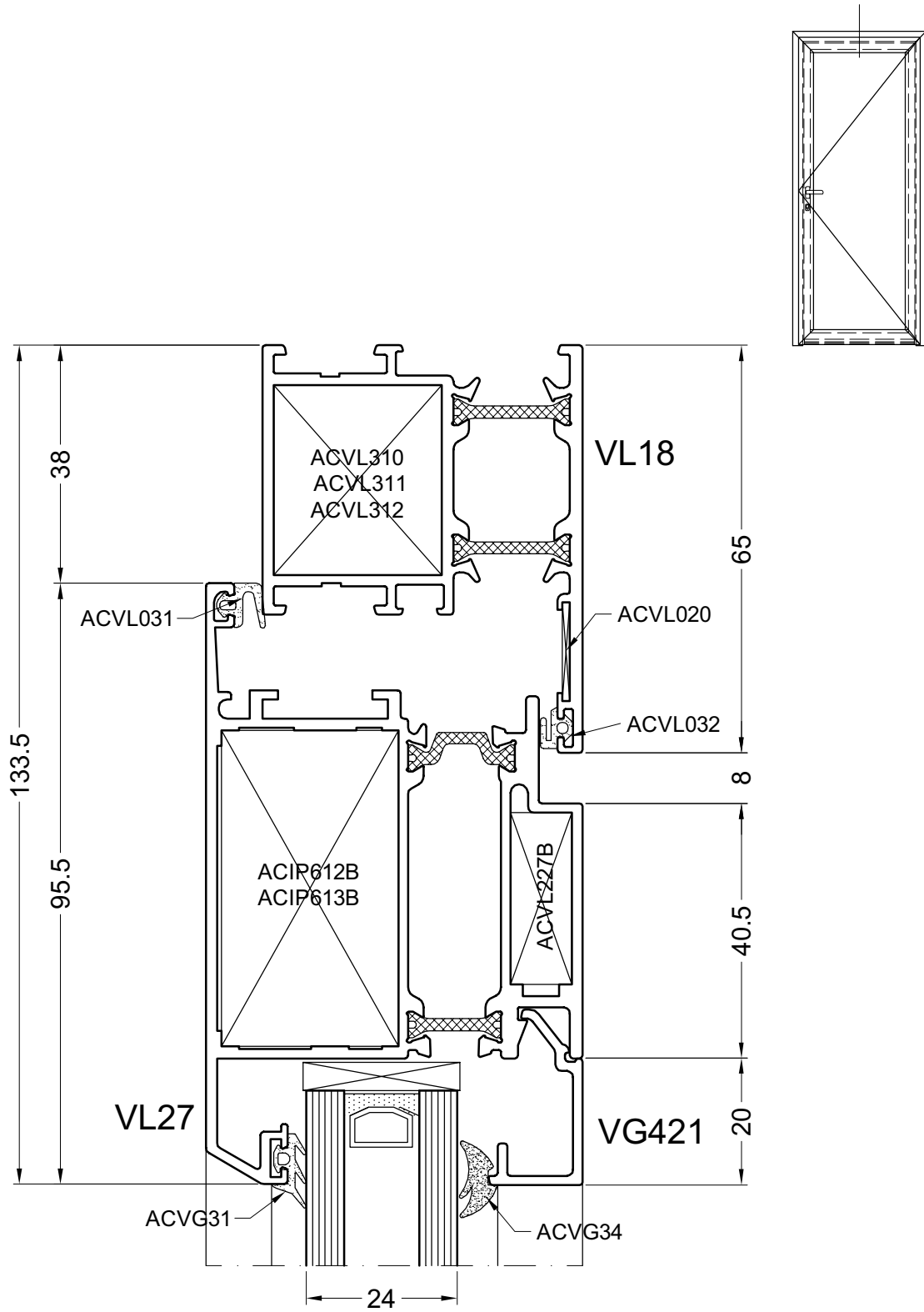
door82

82B

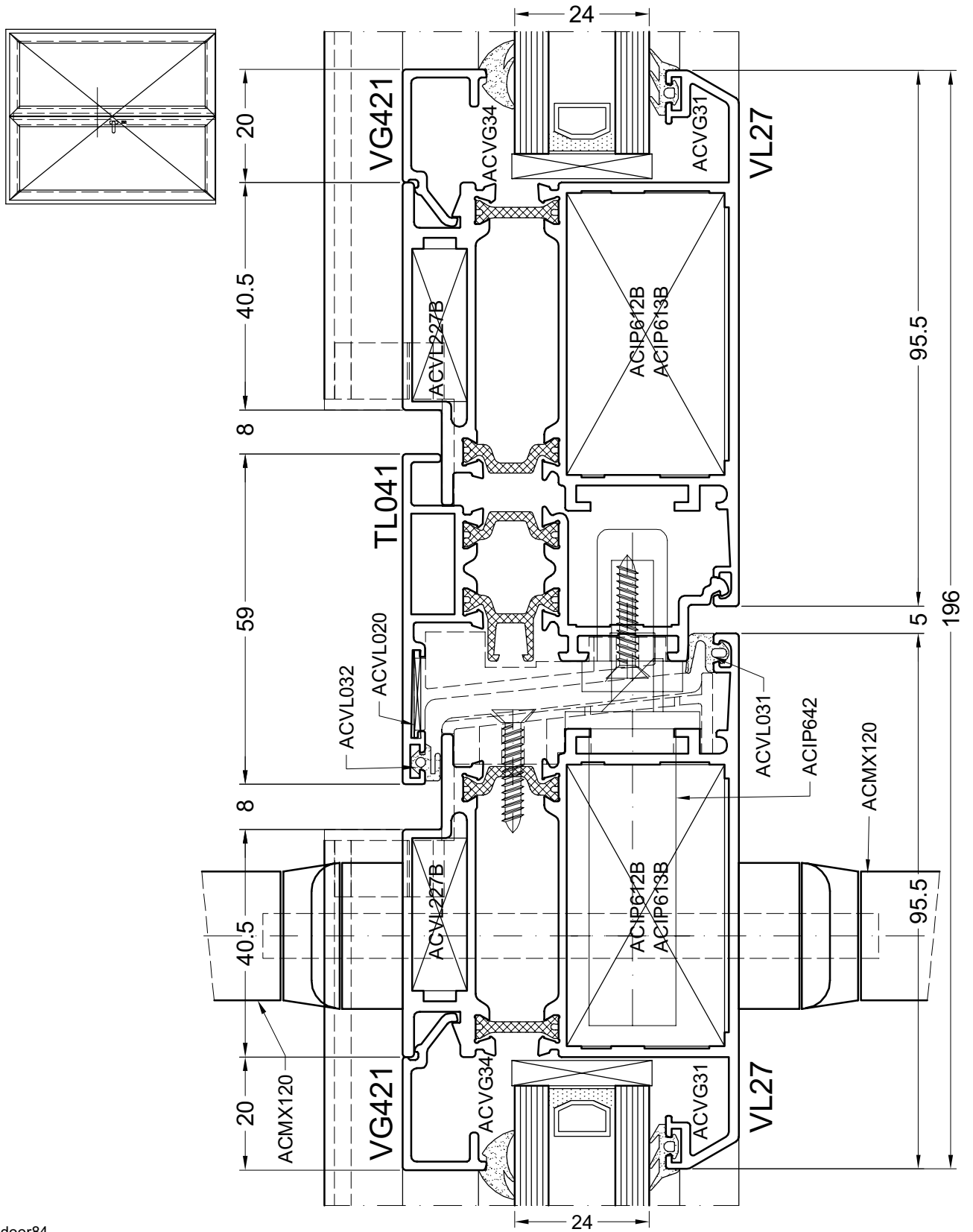
DOORSNEDE - COUPE - SCHNITT - SECTION



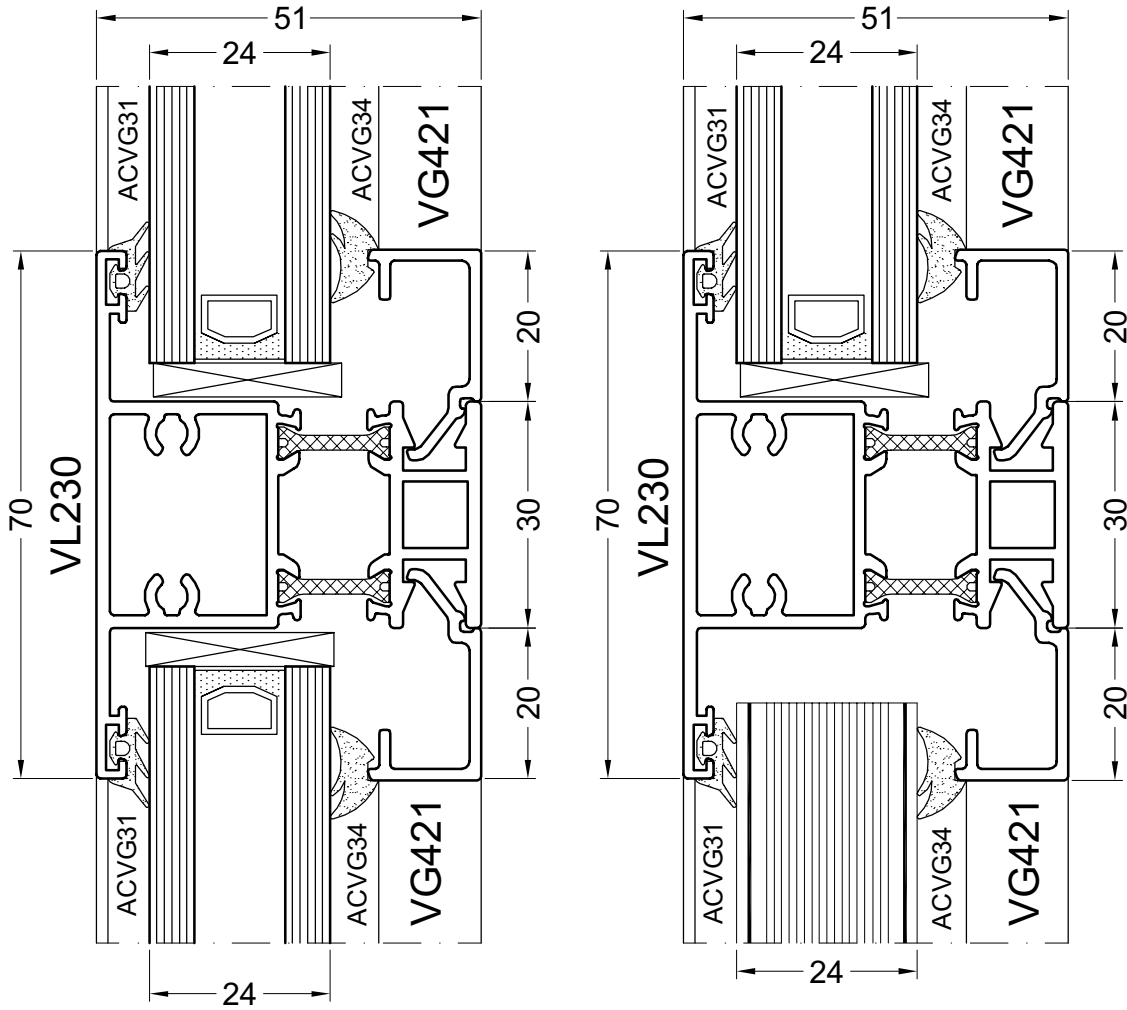
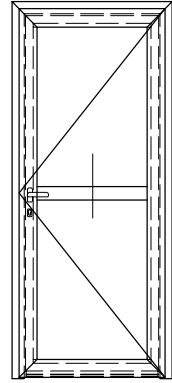
door82a



door83c



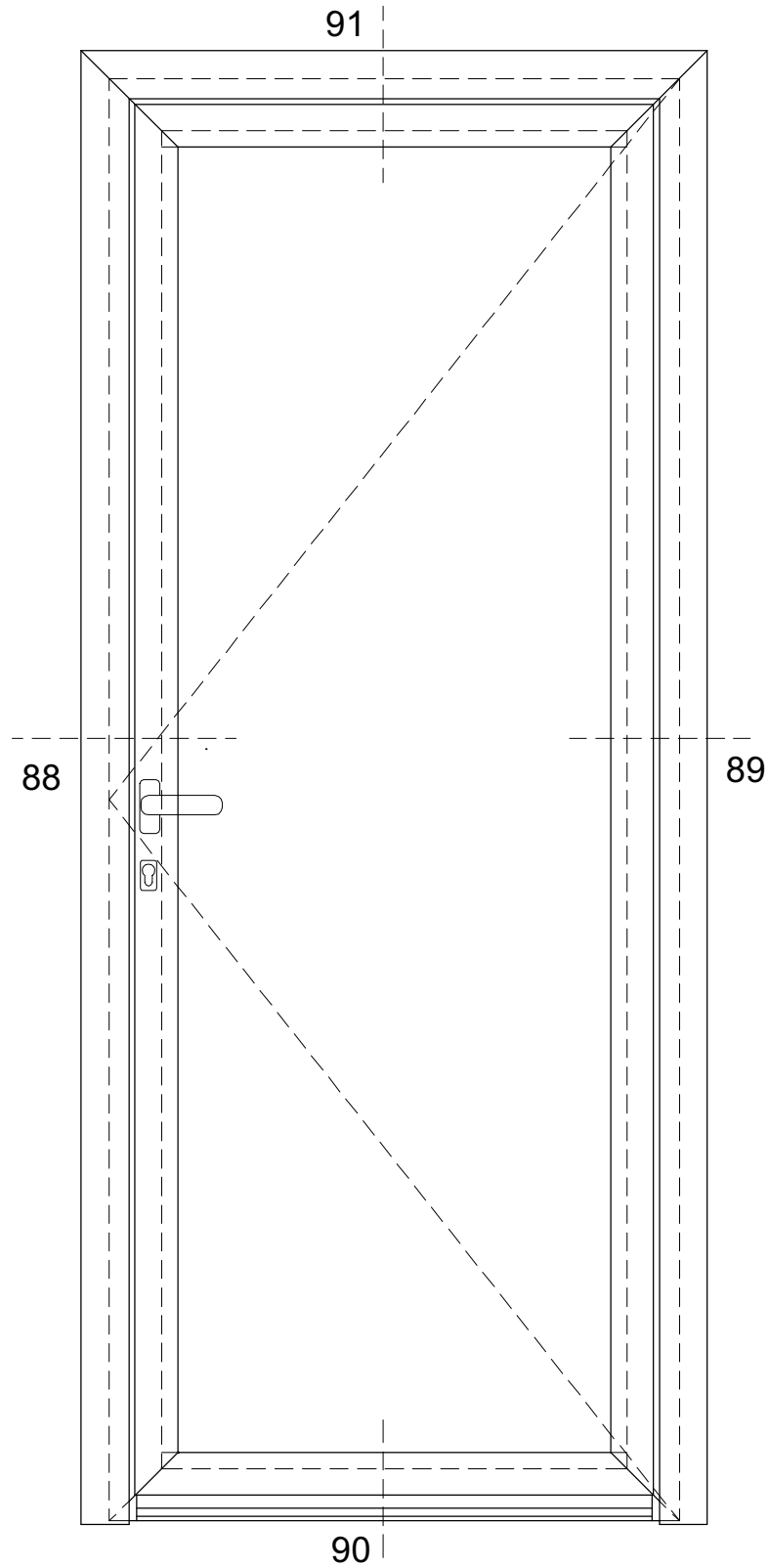
door84



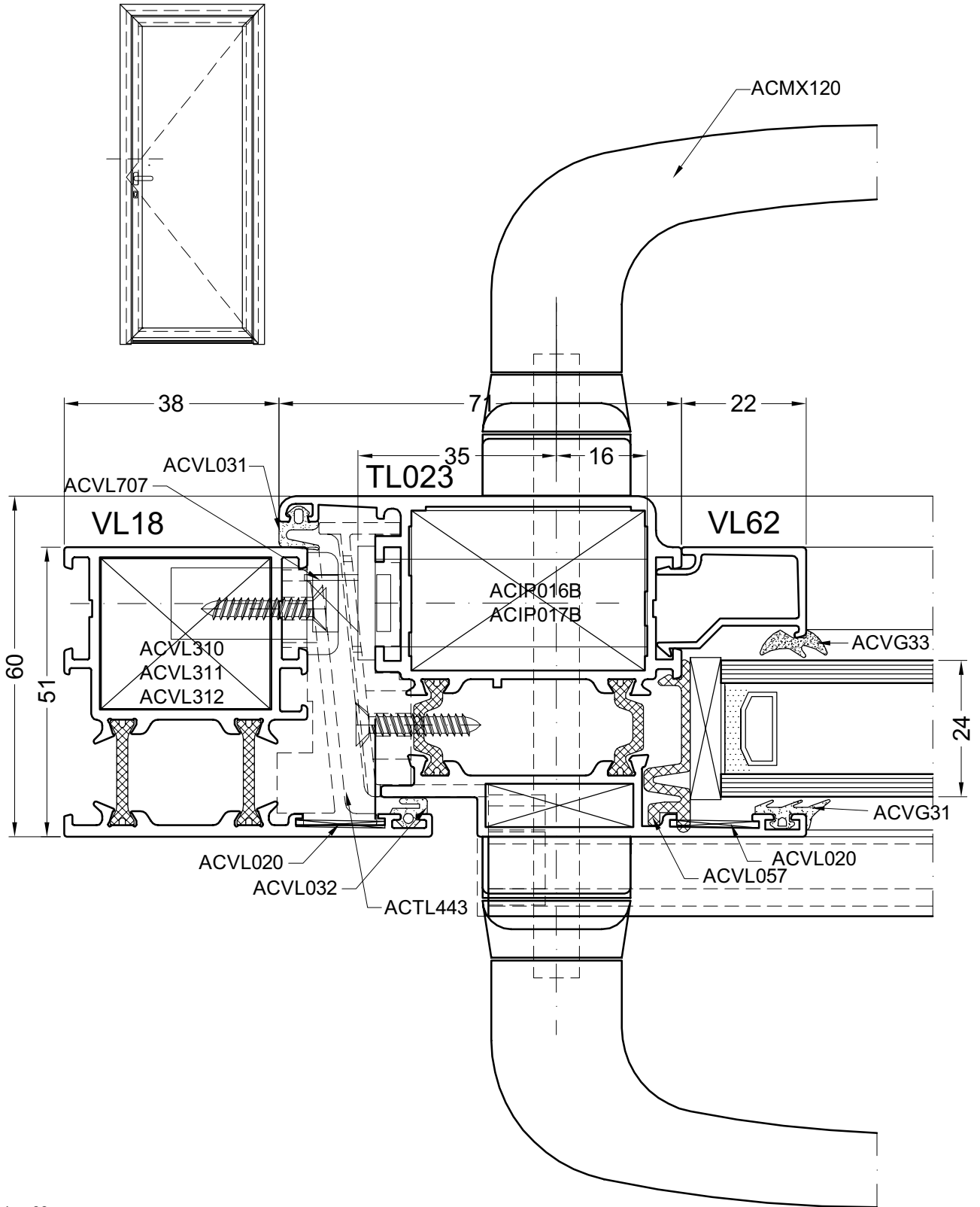
door85

DEUR MET TL023
PORTE AVEC TL023
TUR MIT TL023
DOOR WITH TL023

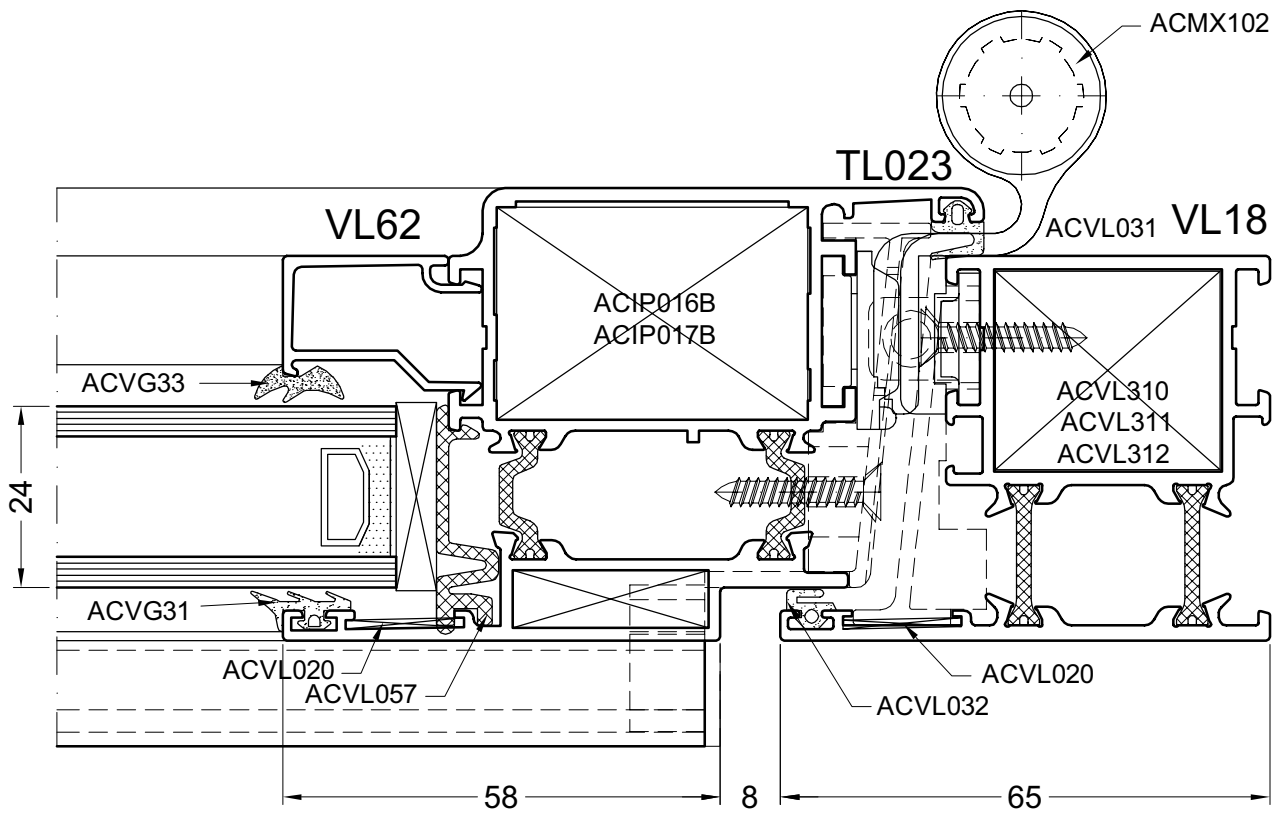
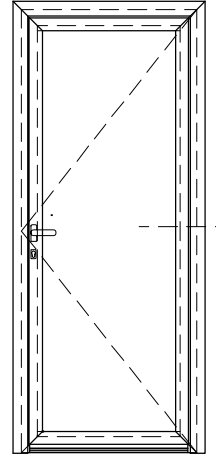
DOORSNEDE - COUPE - SCHNITT - SECTION



deurTYP

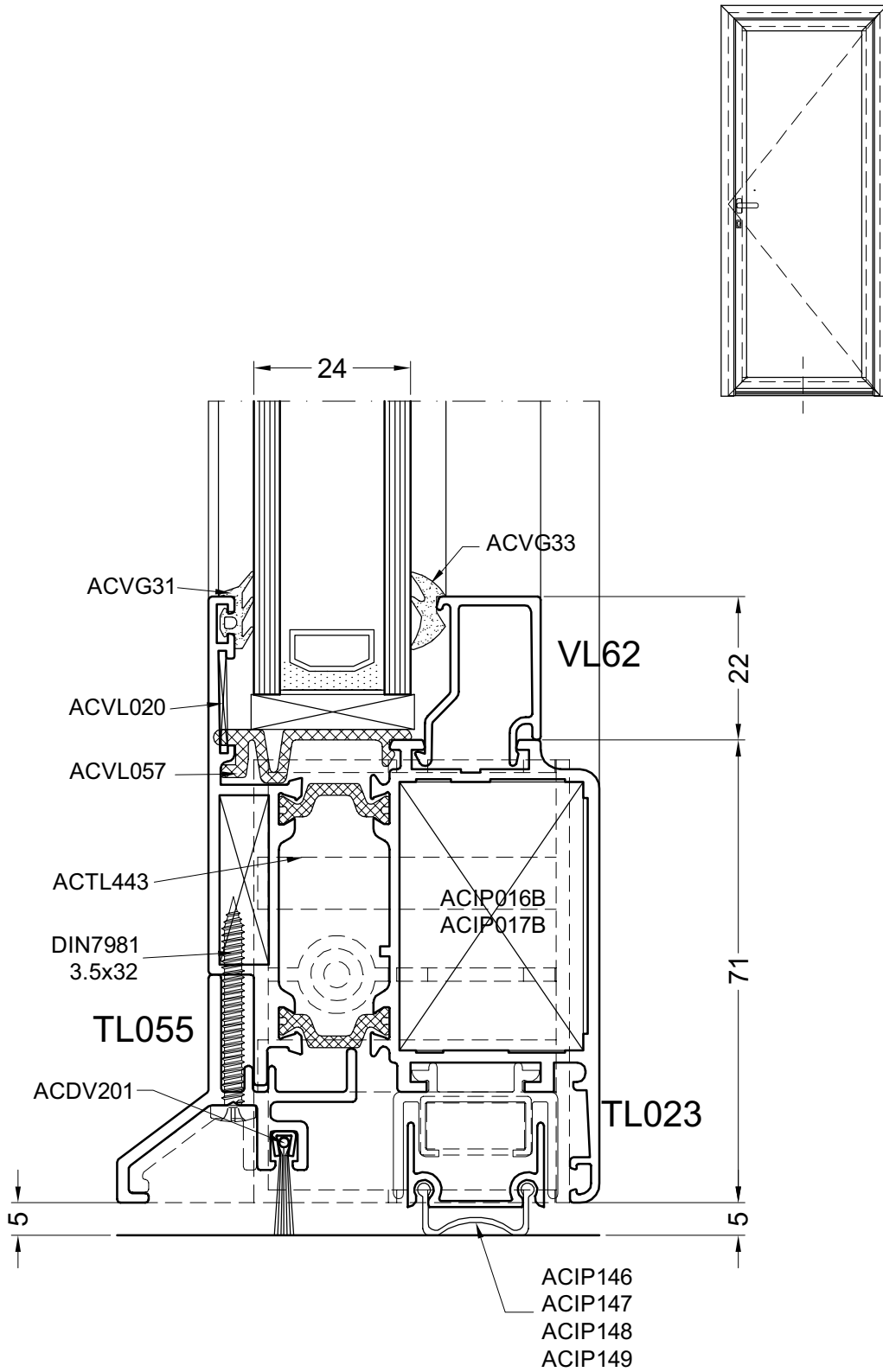


door88



90A

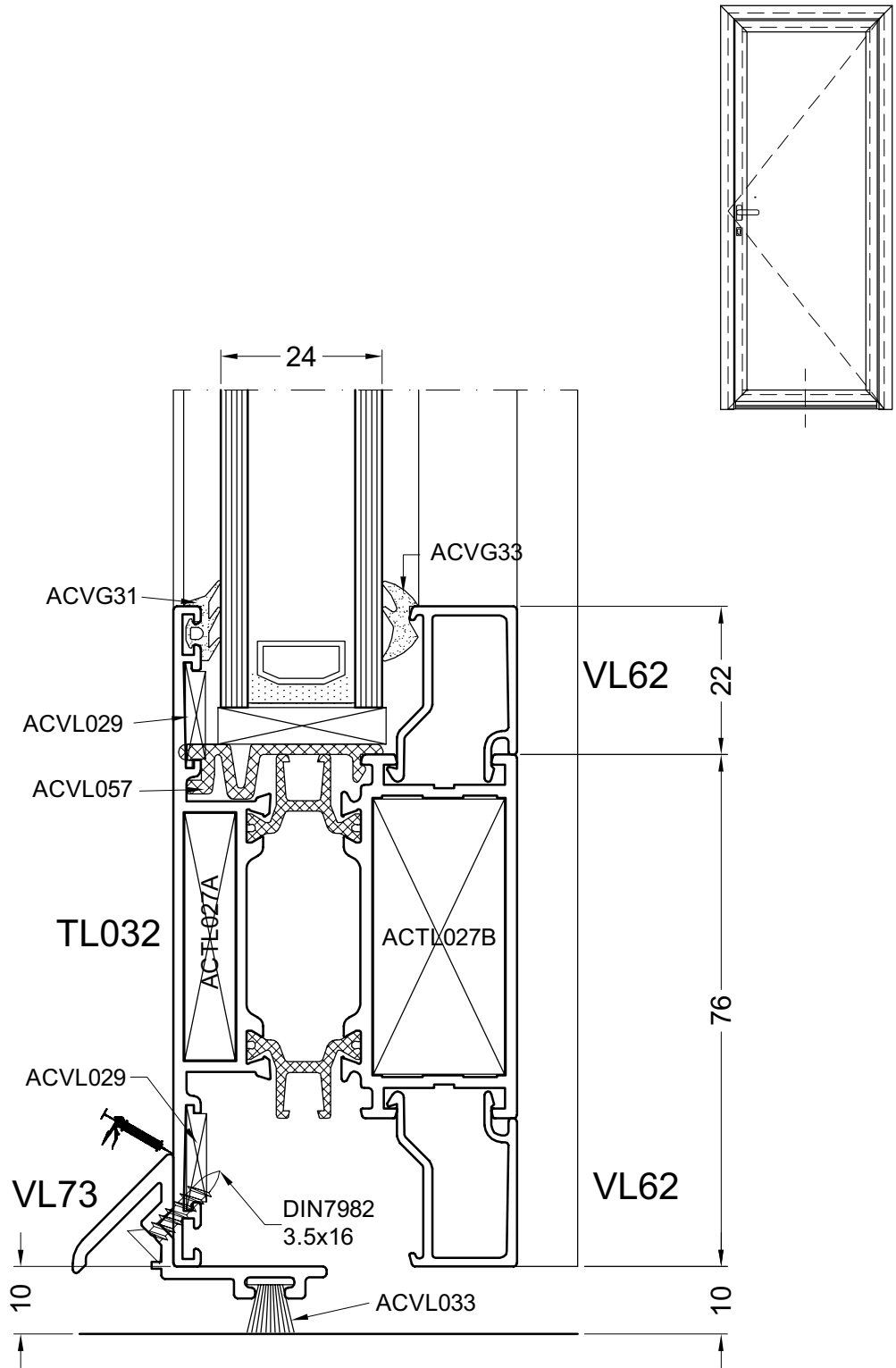
DOORSNEDE - COUPE - SCHNITT - SECTION



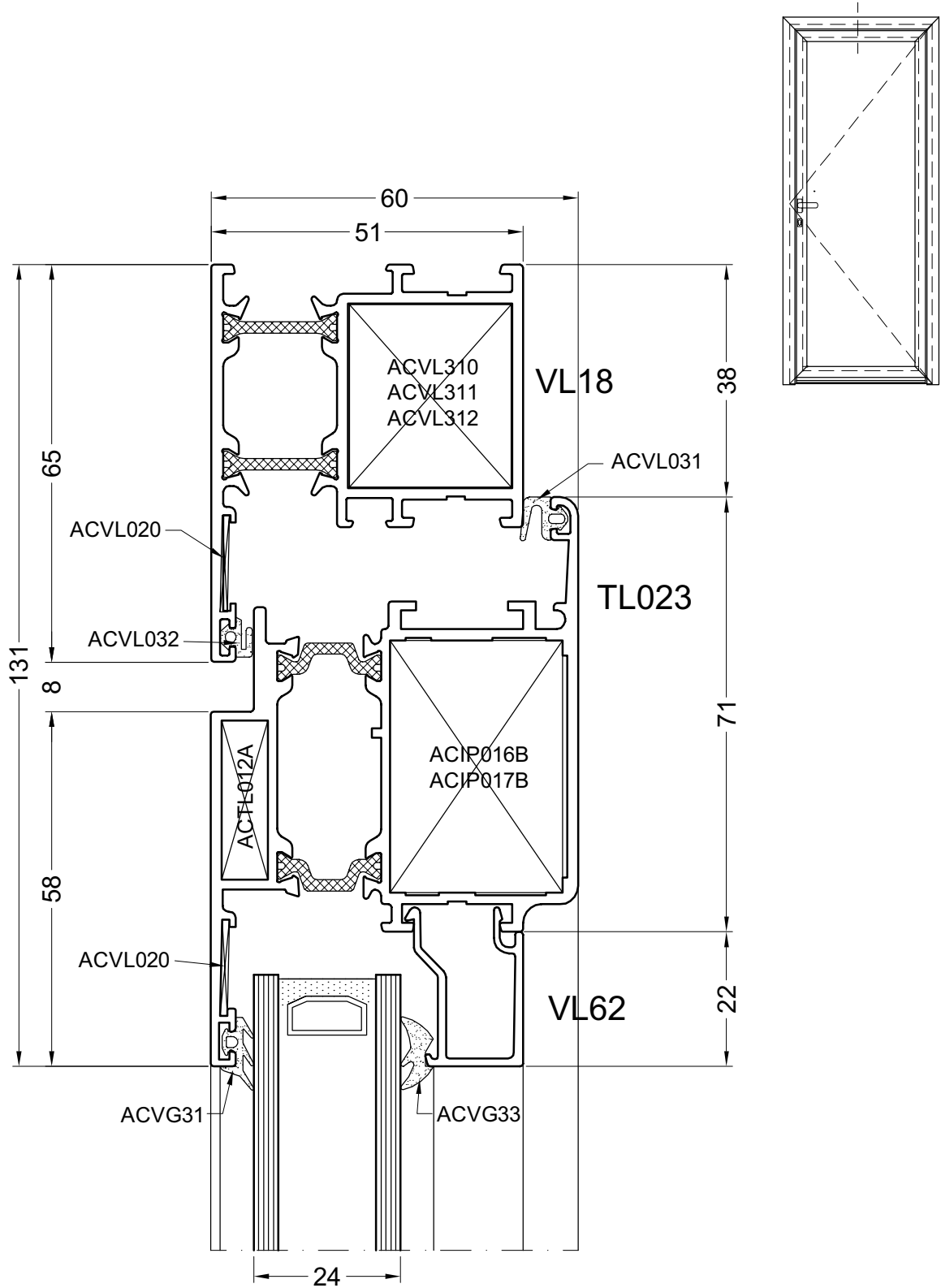
door90

90B

DOORSNEDE - COUPE - SCHNITT - SECTION



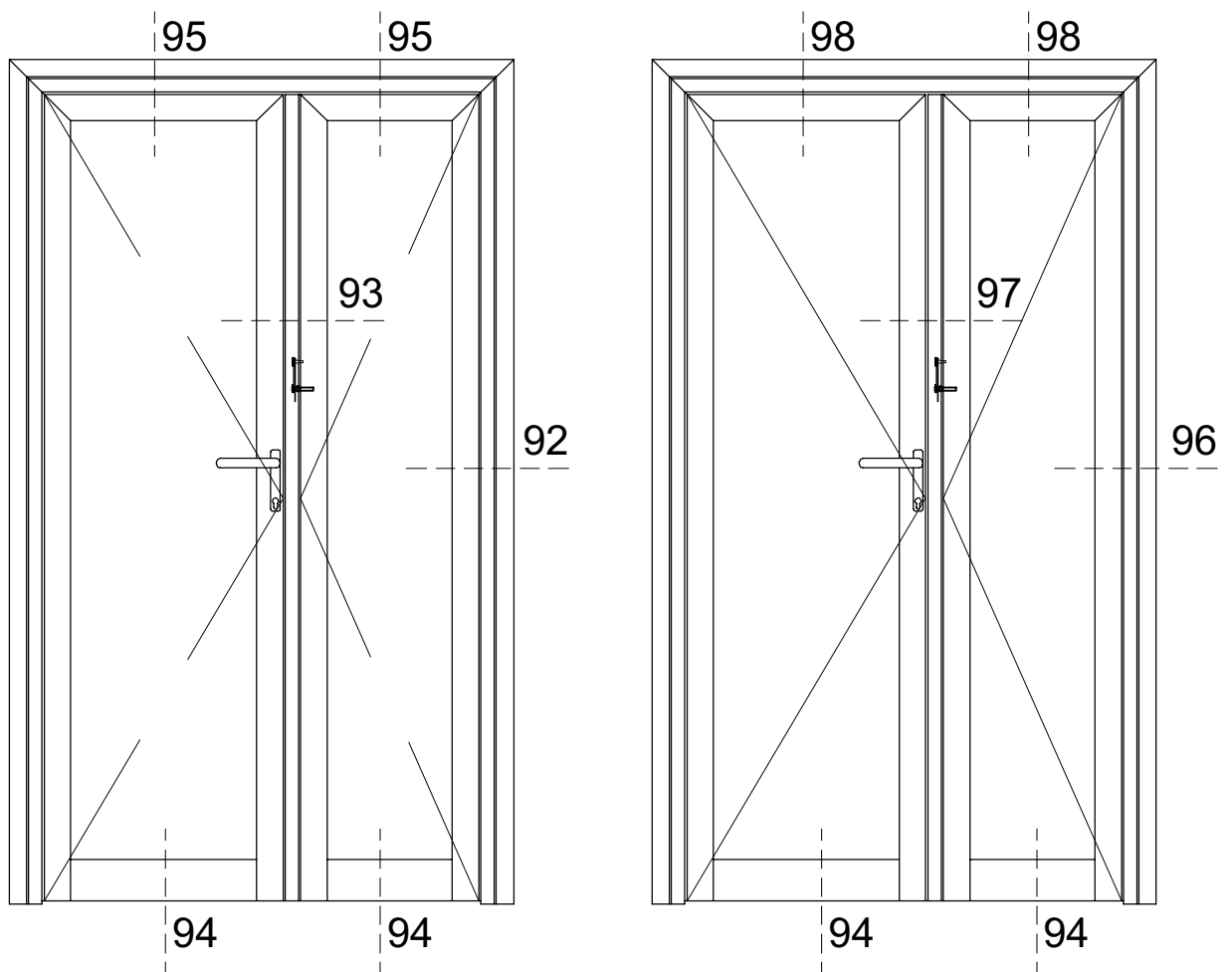
door90b



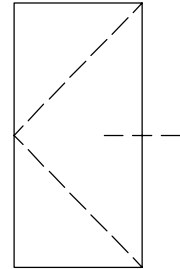
door91

INBRAAKVERTRAGENDE DEUR SKG
PORTES ANTI EFFRACTION SKG
TUR EINBRUCHHEMMEND SKG
DOOR BURGLARY PROOF SKG

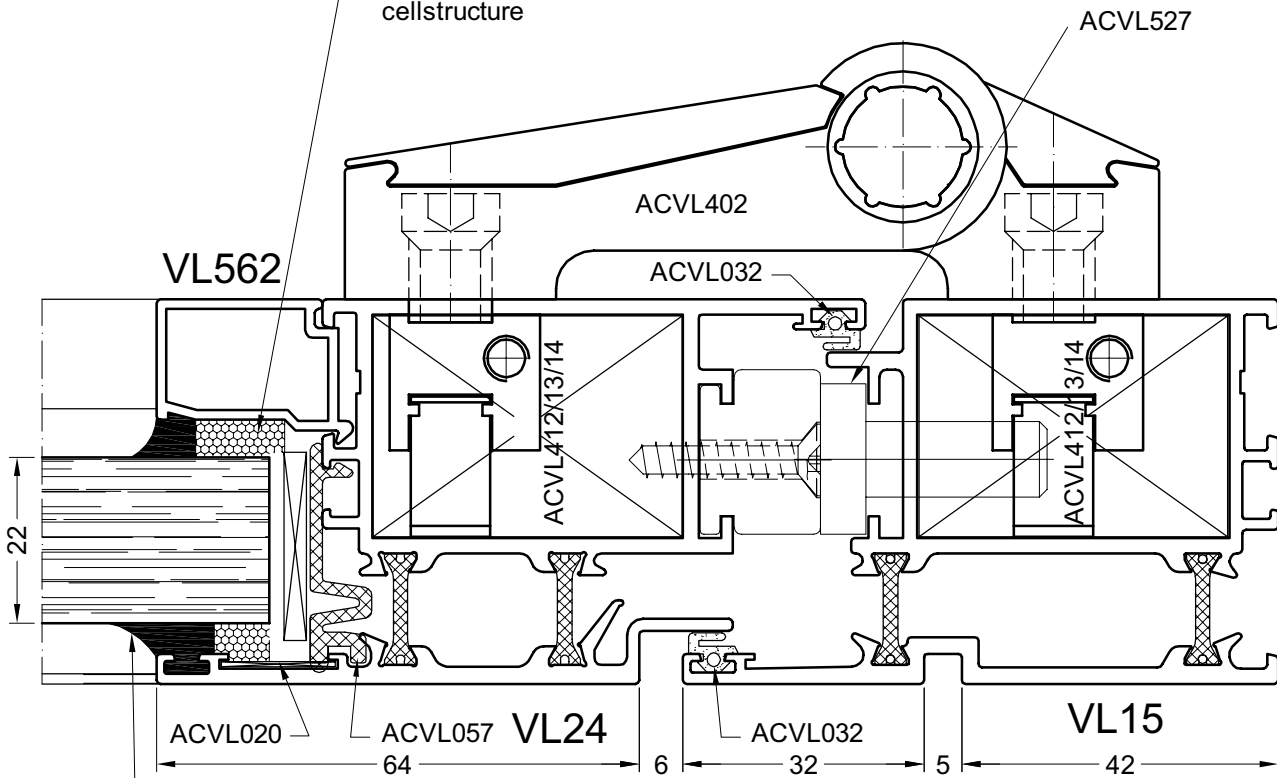
DOORSNEDE - COUPE - SCHNITT - SECTION



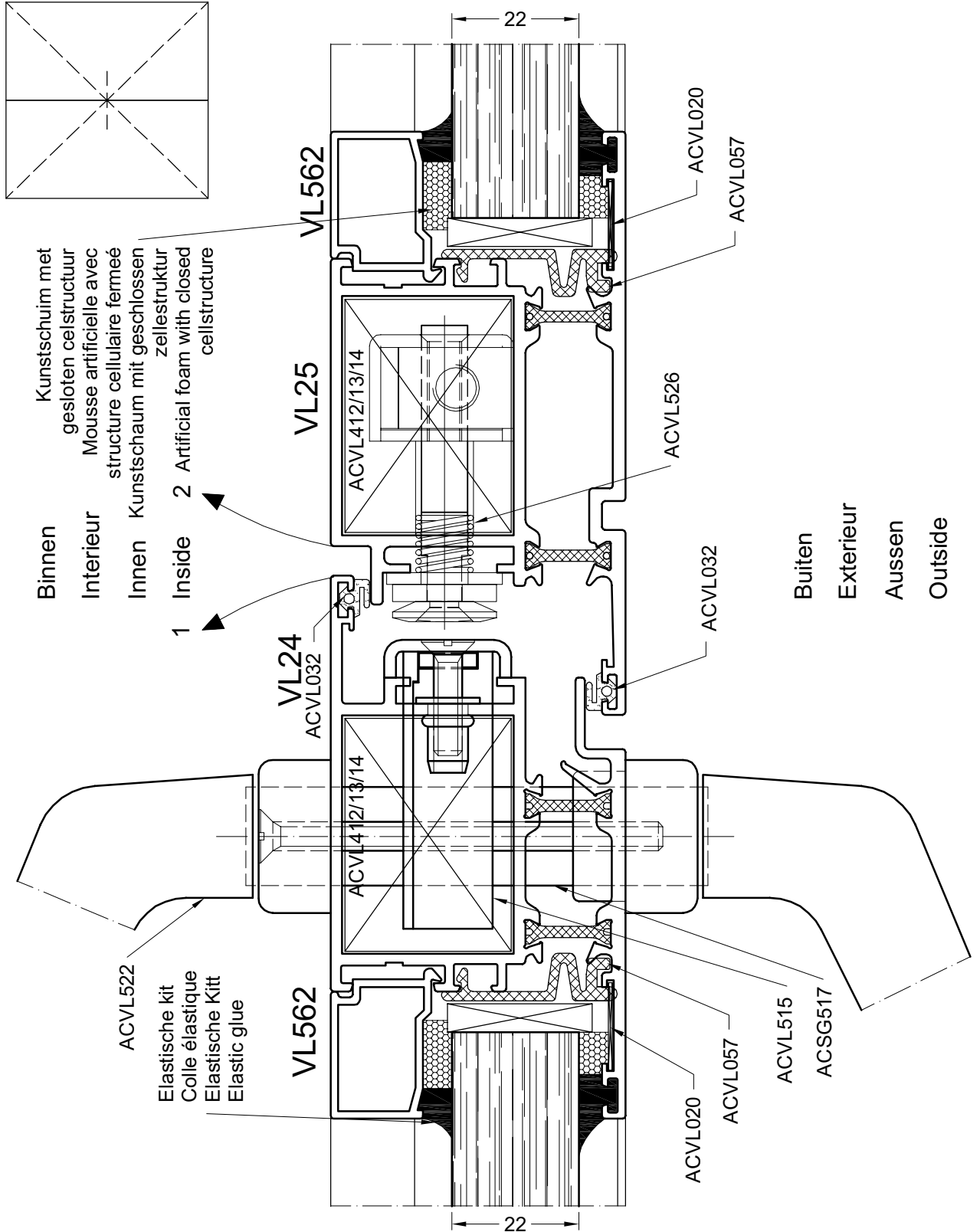
stolptype



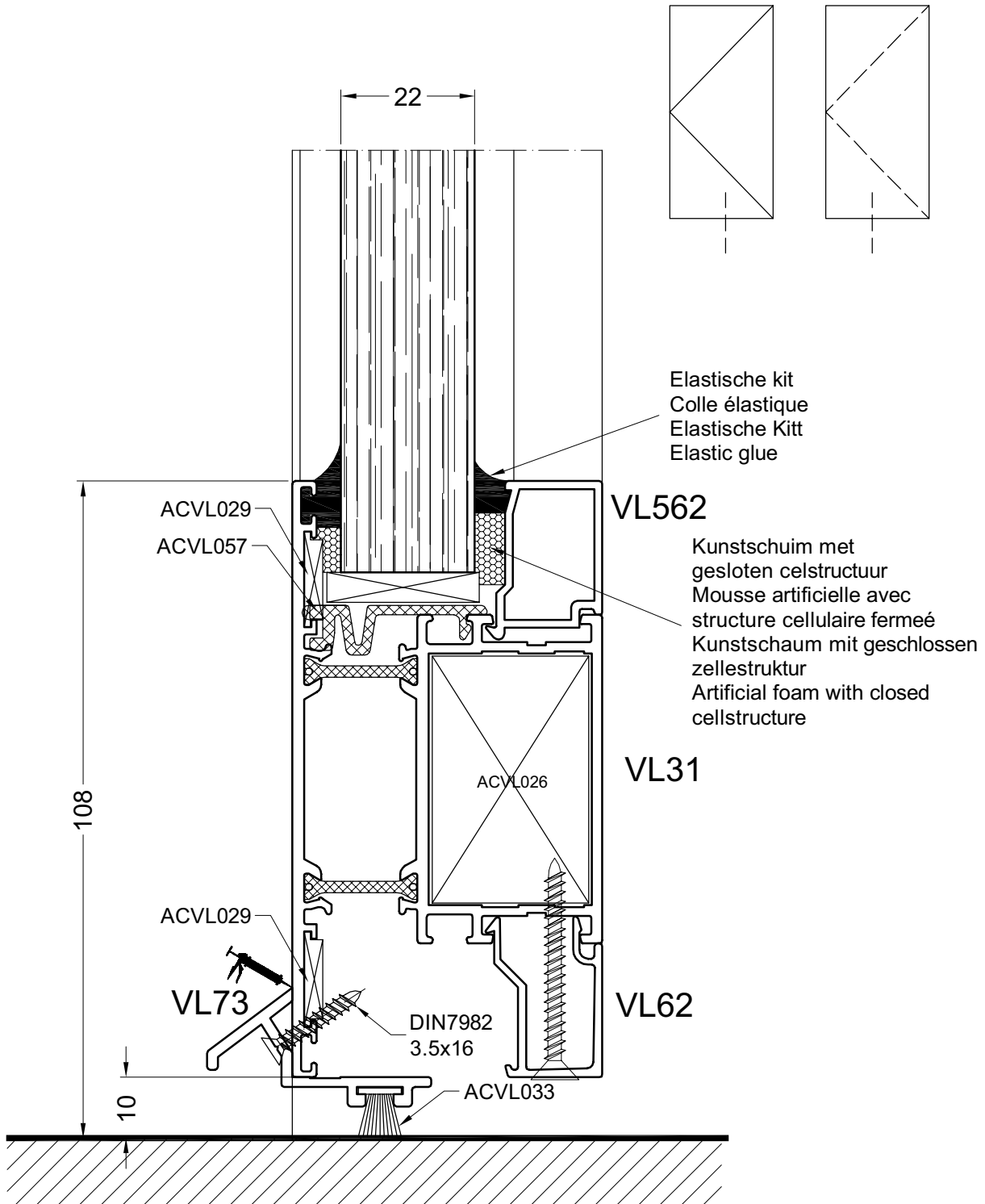
Kunstschuim met
gesloten celstructuur
Mousse artificielle avec
structure cellulaire fermée
Kunstschäum mit geschlossen
zellestruktur
Artificial foam with closed
cellstructure



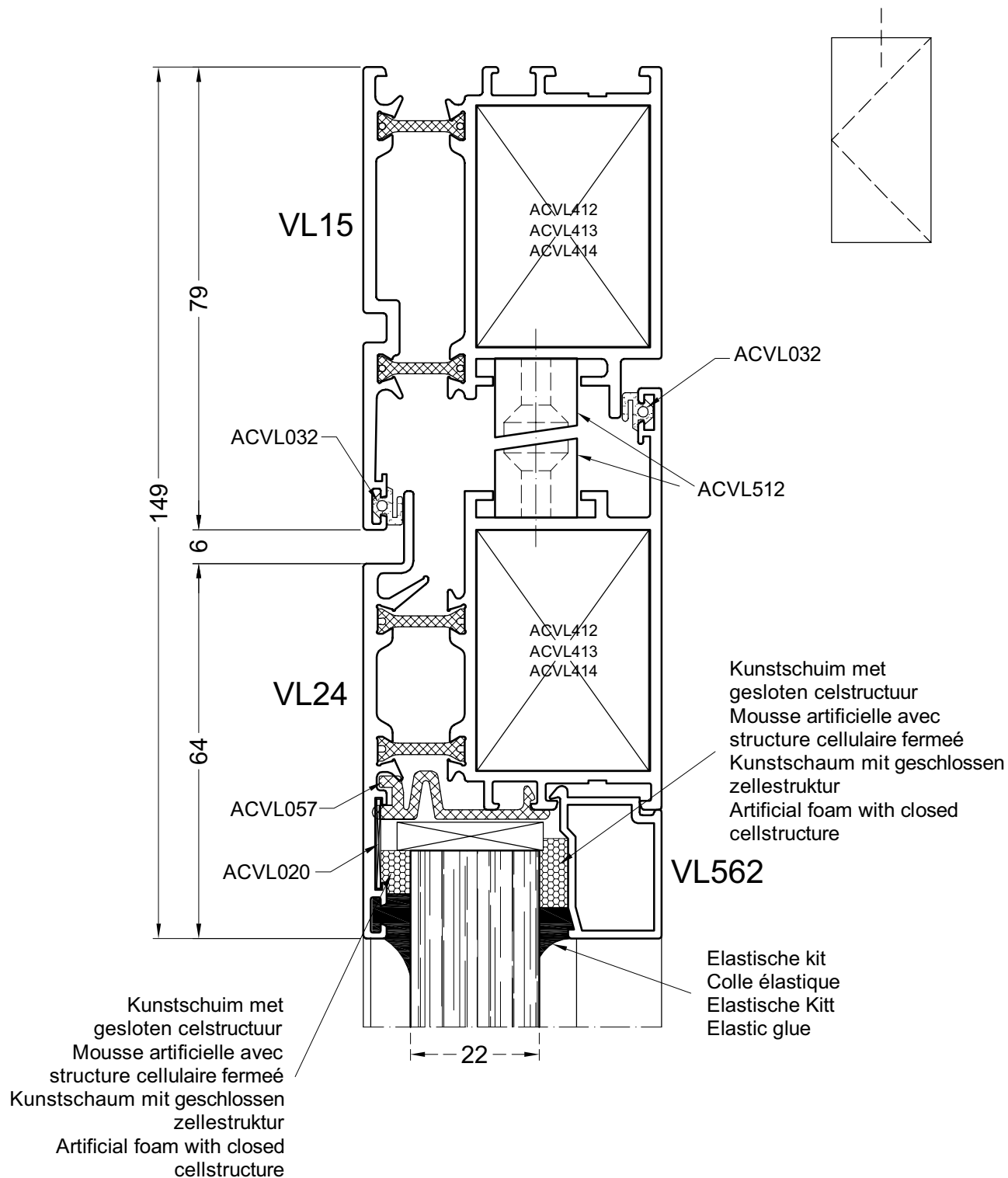
Elastische kit
Colle élastique
Elastische Kitt
Elastic glue

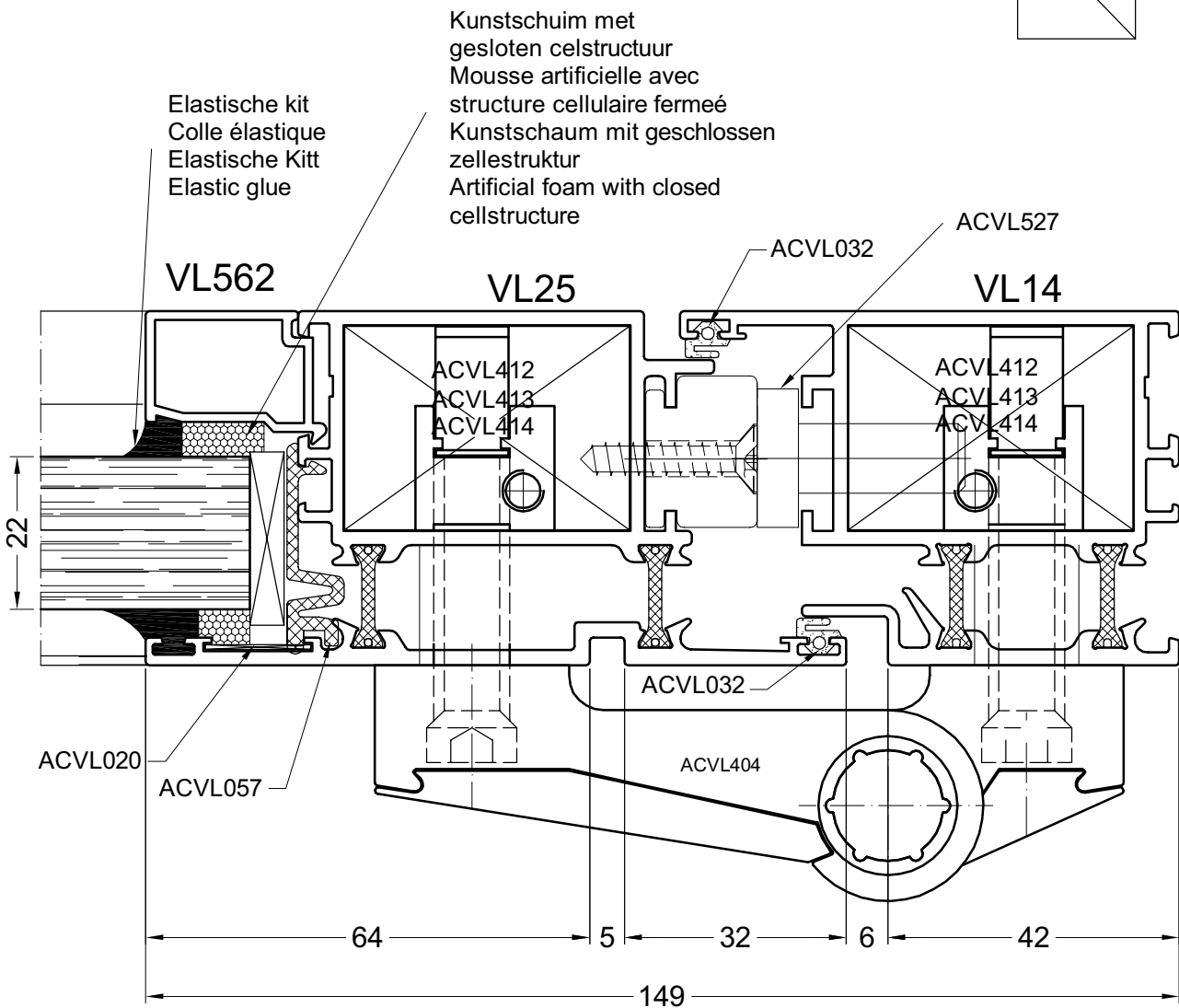
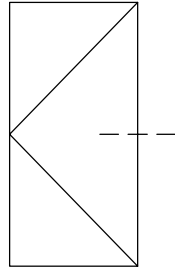


door93



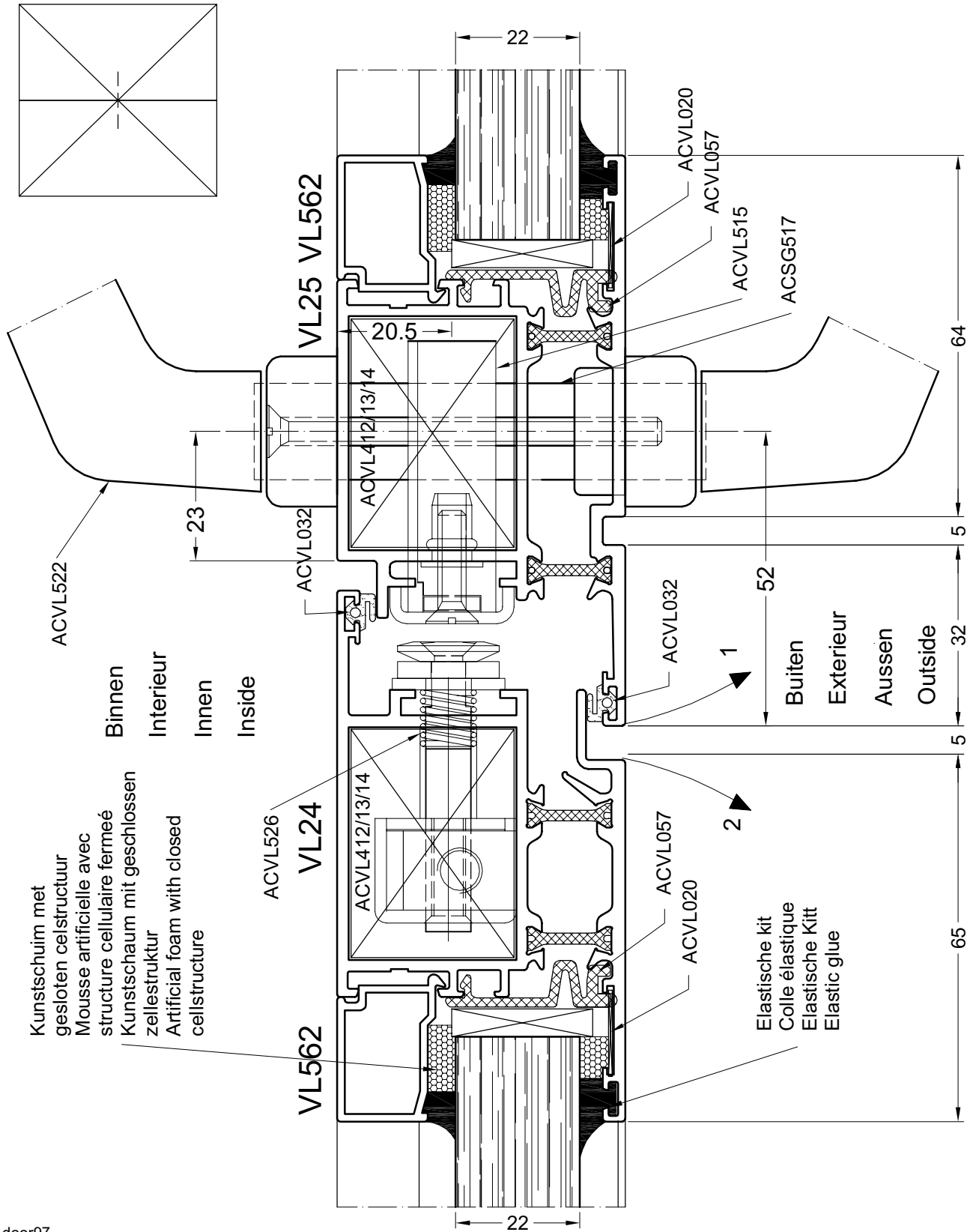
door94



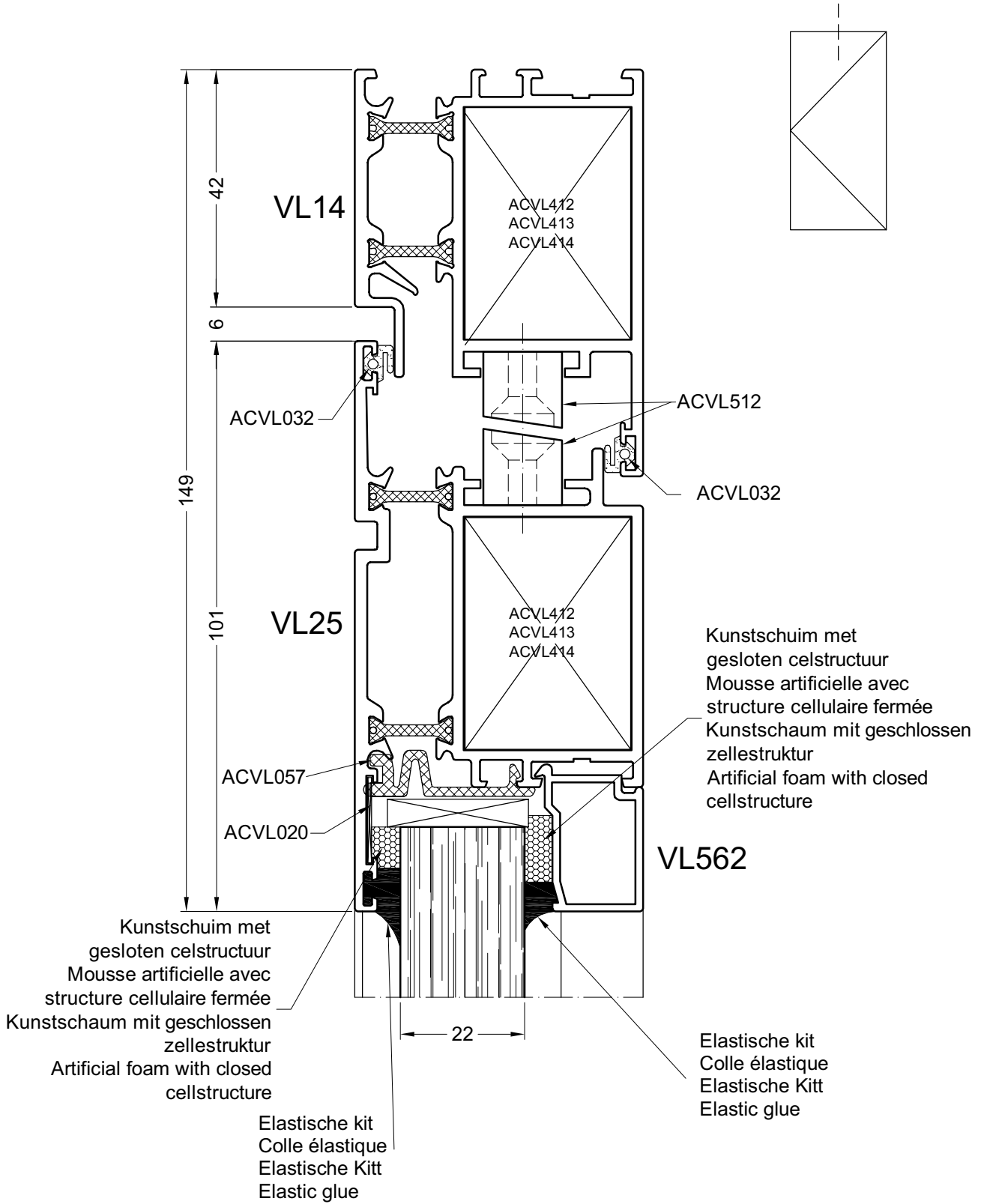


97

DOORSNEDE - COUPE - SCHNITT - SECTION



door97

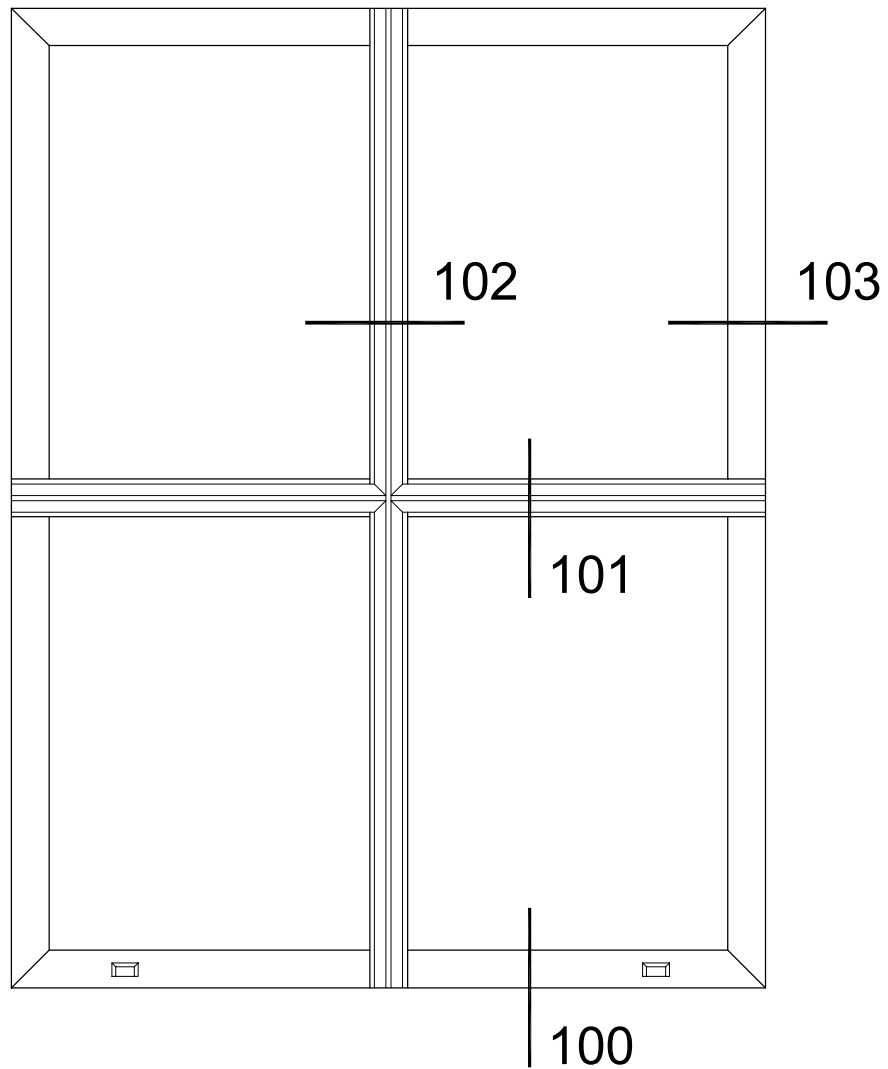


door98

STEELLOOK + VISOLINE
STEELLOOK + VISOLINE
STEELLOOK + VISOLINE
STEELLOOK + VISOLINE

DOORSNEDE - COUPE - SCHNITT - SECTION

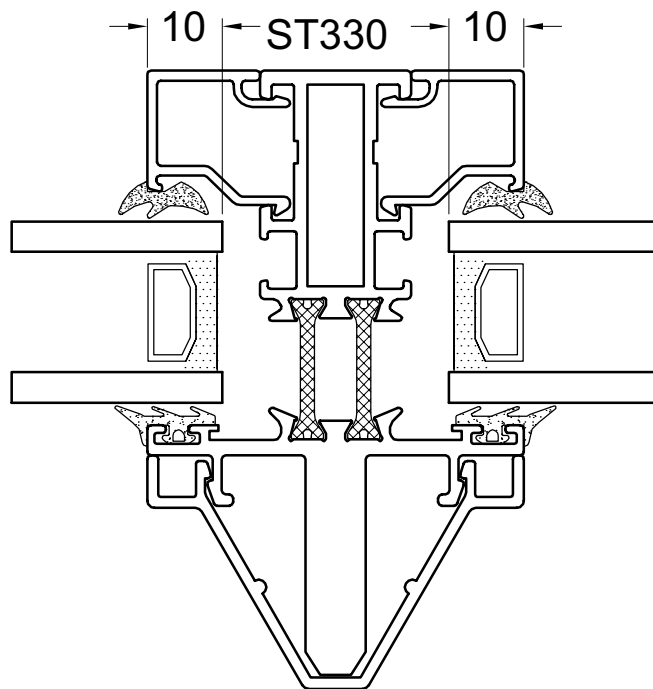
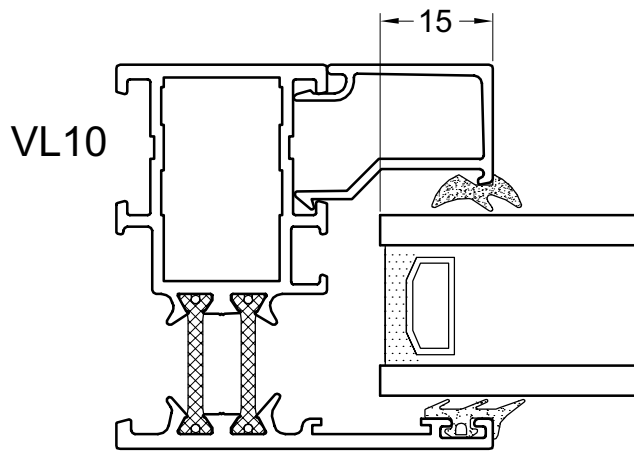
STEEL LOOK + VISOLINE



ST_VL



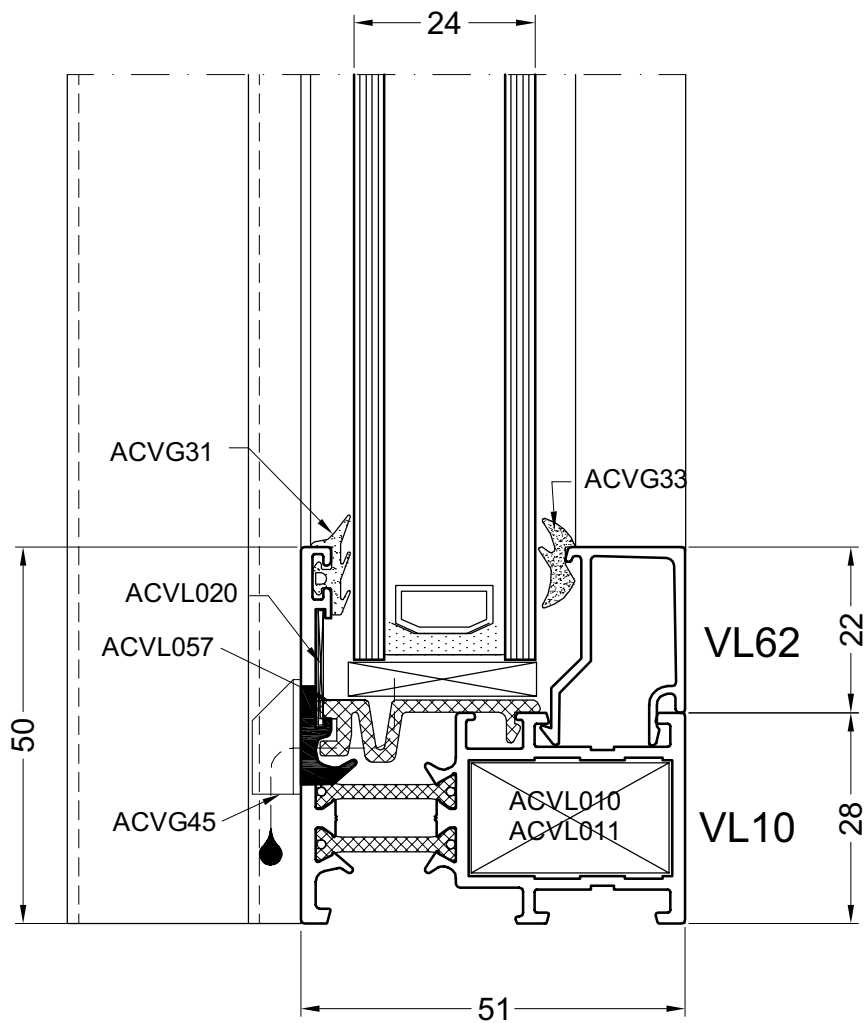

GLASMATEN
DIMENSIONS DES VITRAGES
GLASSMASSE
GLASS SIZES



ST_VL2

100

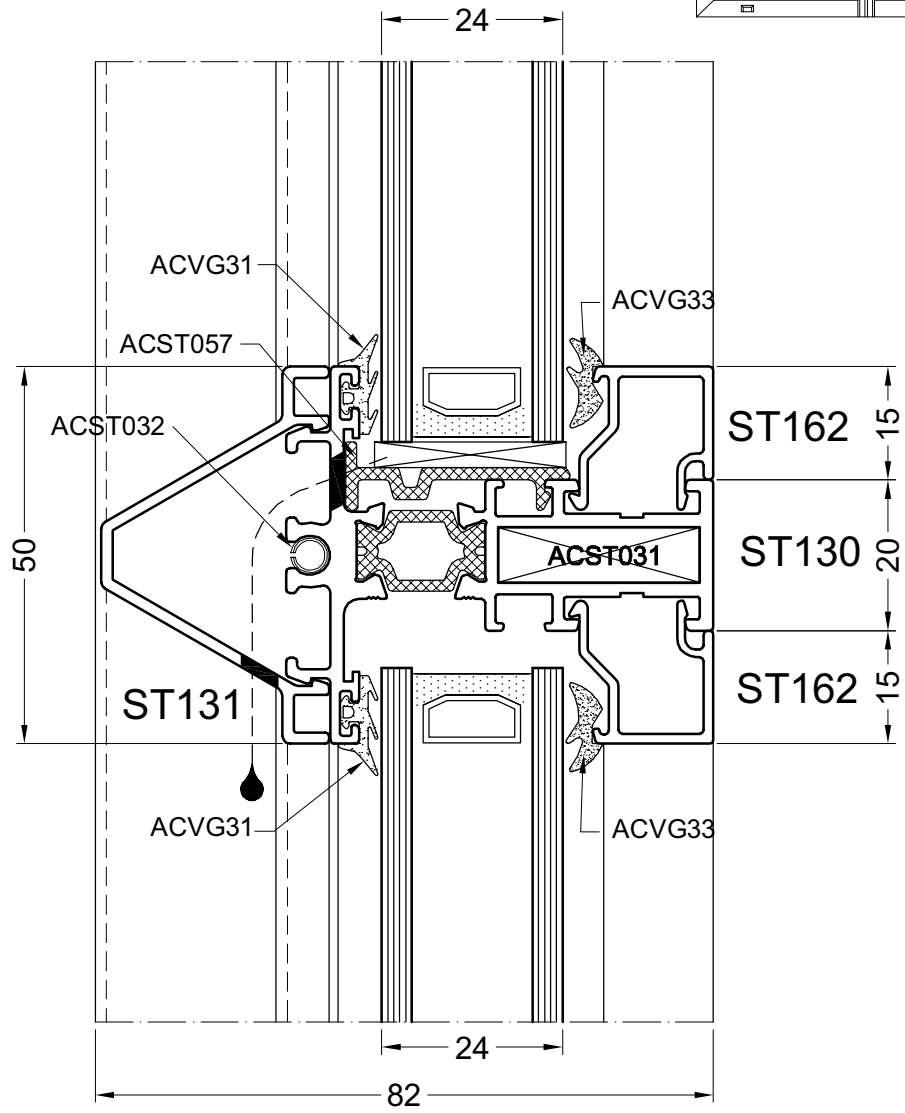
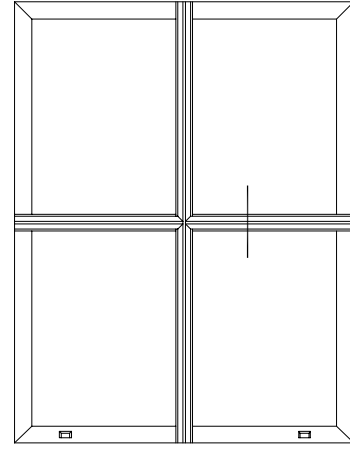
DOORSNEDE - COUPE - SCHNITT - SECTION



door100

101

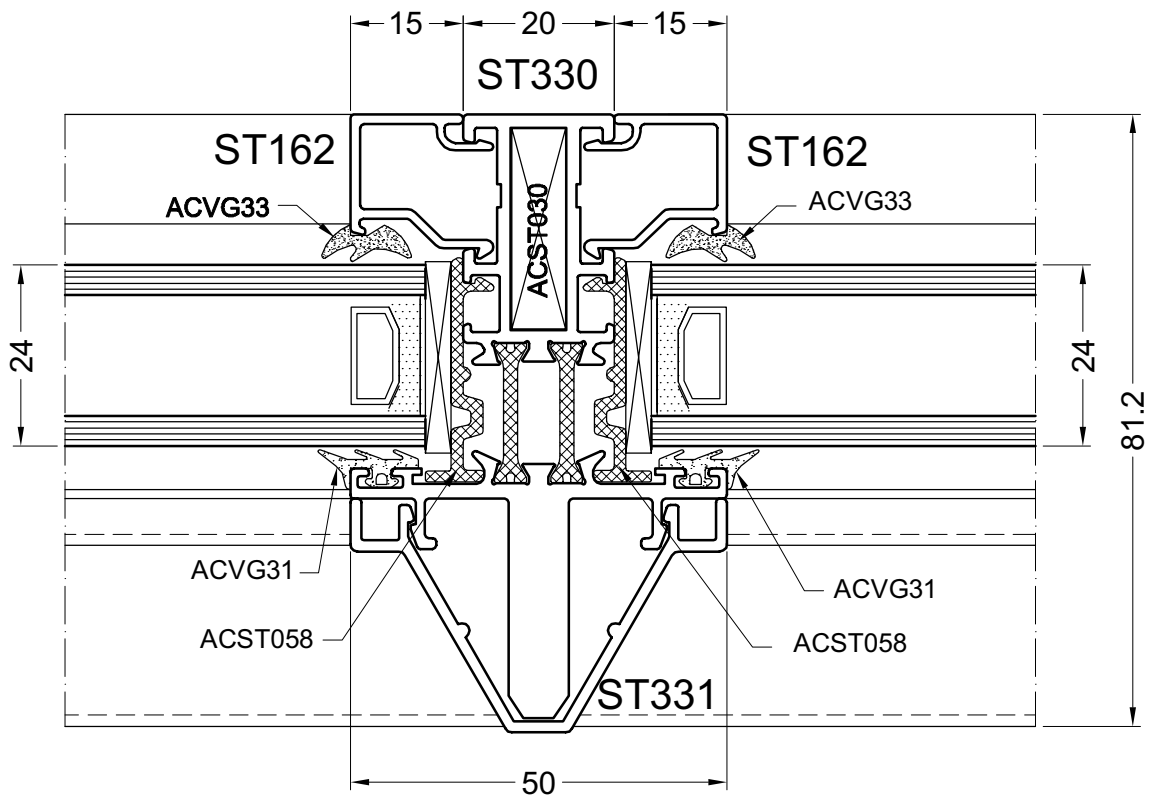
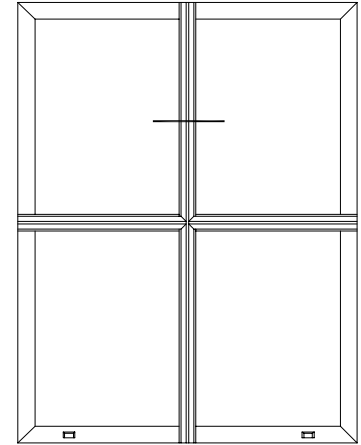
DOORSNEDE - COUPE - SCHNITT - SECTION



door101

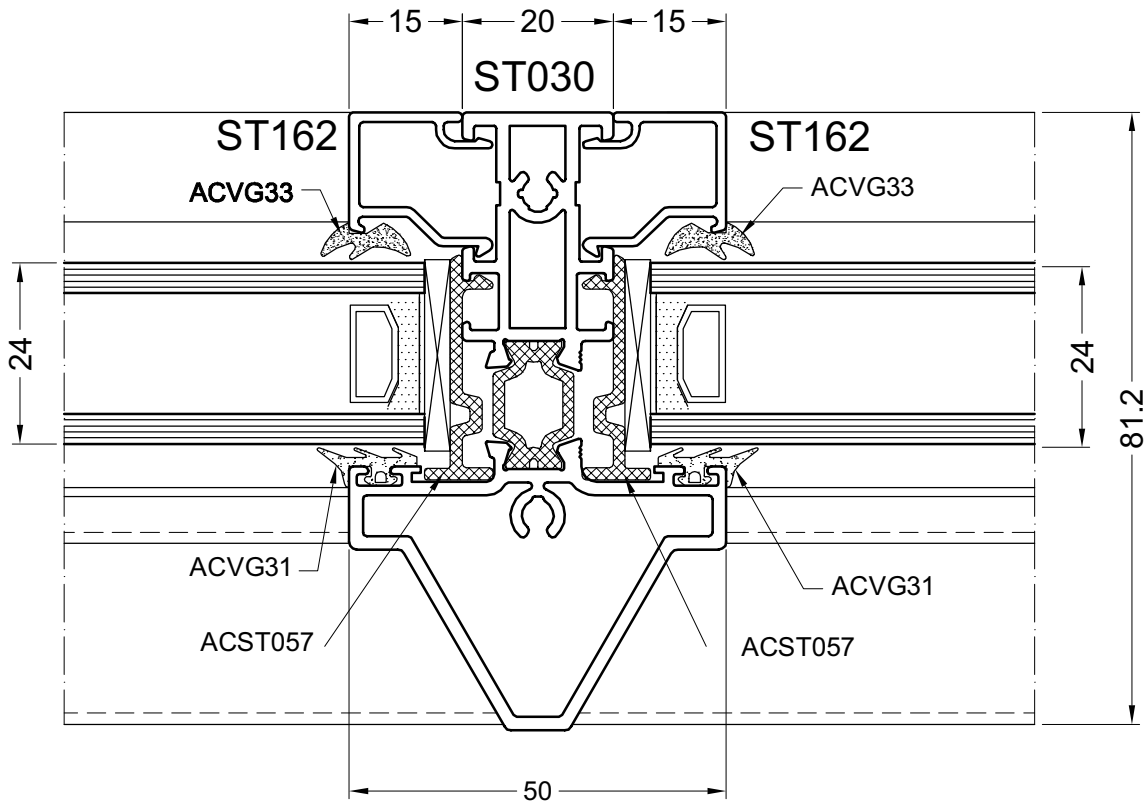
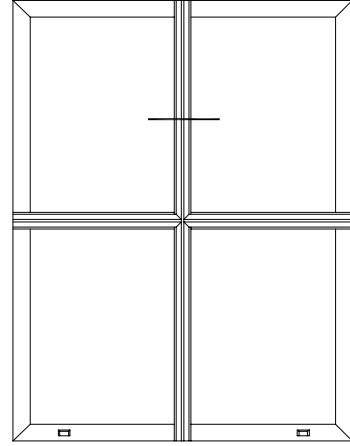
102A

DOORSNEDE - COUPE - SCHNITT - SECTION



102B

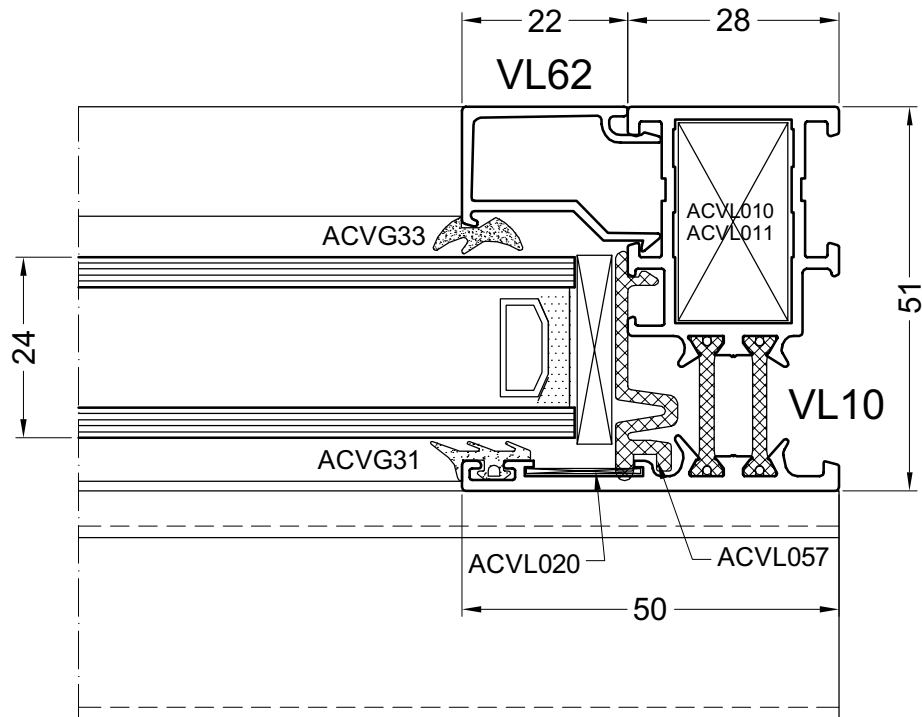
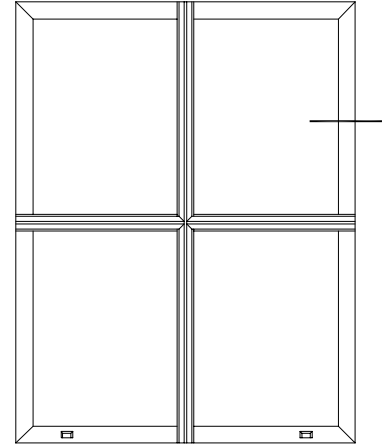
DOORSNEDE - COUPE - SCHNITT - SECTION

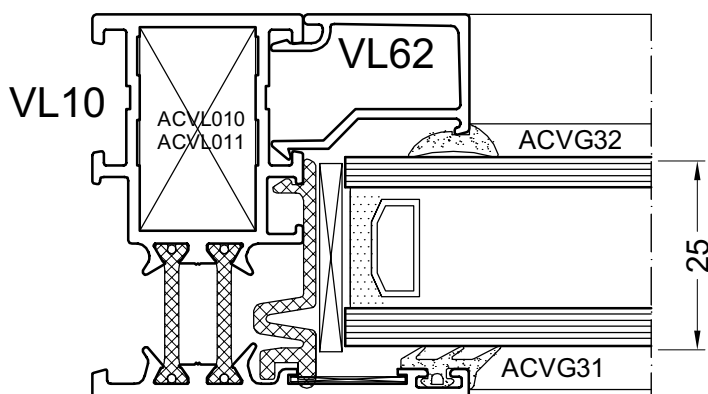


door102b

103

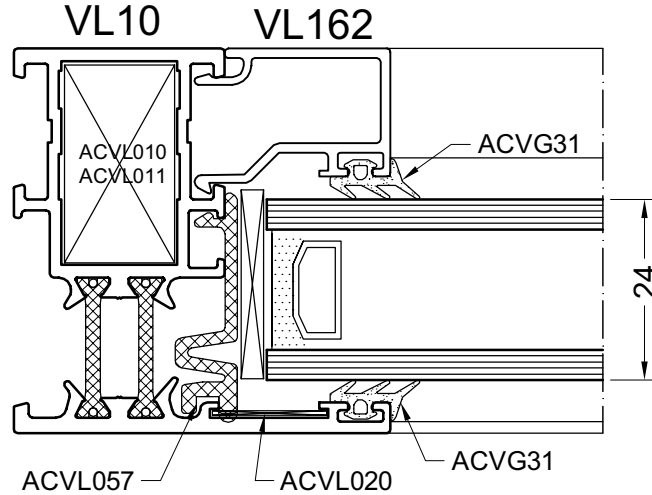
DOORSNEDE - COUPE - SCHNITT - SECTION



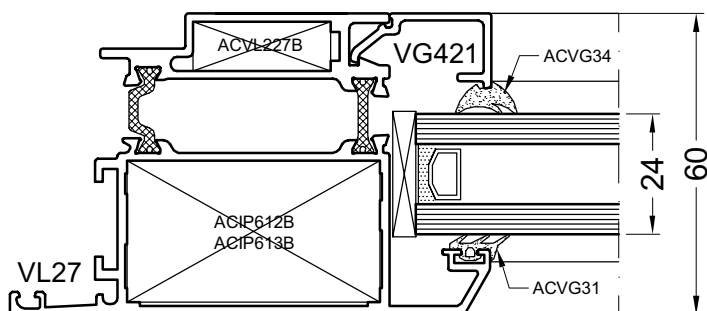


Glasdikte (mm)	Rubber buiten	Rubber binnen	Glaslat
Epaisseur de verre (mm)	Joint ext.	Joint int.	Latte a vitrage
Glas dicke (mm)	Glasdichtung aussen	Glasdichtung innen	Verglasung latte
Glass thickness (mm)	Gasket outside	Gasket inside	Glazing bead
4	ACVG31	ACVG32	SP065
5	ACVG31	ACVG34	VL65
6	ACVG31	ACVG33	VL65
7	ACVG31	ACVG32	VL65
8	ACVG31	ACVG340	VL640 & IP066
9	ACVG31	ACVG34	VL640 & IP066
10	ACVG31	ACVG33	VL640 & IP066
11	ACVG31	ACVG32	VL640 & IP066
12	ACVG31	ACVG340	VL64 & IP564
13	ACVG31	ACVG34	VL64 & IP564
14	ACVG31	ACVG33	VL64 & IP564
15	ACVG31	ACVG32	VL64 & IP564
16	ACVG31	ACVG34	VL630
17	ACVG31	ACVG33	VL630
18	ACVG31	ACVG32	VL630
19	ACVG31	ACVG34	VL63
20	ACVG31	ACVG33	VL63
21	ACVG31	ACVG32	VL63
22	ACVG31	ACVG340	VL62 & VL66 & VL562
23	ACVG31	ACVG34	VL62 & VL66 & VL562
24	ACVG31	ACVG33	VL62 & VL66 & VL562
25	ACVG31	ACVG32	VL62 & VL66 & VL562
26	ACVG31	ACVG33	VL612
27	ACVG31	ACVG32	VL612
28	ACVG31	ACVG33	VL611 & VL561
29	ACVG31	ACVG32	VL611 & VL561
30	ACVG31	ACVG340	VL610
31	ACVG31	ACVG34	VL610
32	ACVG31	ACVG33	VL610
33	ACVG31	ACVG32	VL610
34	ACVG31	ACVG340	VL61
35	ACVG31	ACVG34	VL61
36	ACVG31	ACVG33	VL61
37	ACVG31	ACVG32	VL61

glasVL



Glasdikte (mm) Epaisseur de verre (mm) Glas dicke (mm) Glass thickness (mm)	Rubber buiten Joint ext. Glasdichtung aussen Gasket outside	Rubber binnen Joint int. Glasdichtung innen Gasket inside	Glaslat Latte a vitrage Verglasung latte Glazing slat
13	ACVG131	ACVG131	VL164/VL165
14	ACVG131	ACVG31	VL164/VL165
15	ACVG31	ACVG31	VL164/VL165
16	ACVG131	ACVG131	VL167
17	ACVG131	ACVG31	VL167
18	ACVG31	ACVG31	VL167
19	ACVG131	ACVG131	VL163
20	ACVG131	ACVG31	VL163
21	ACVG31	ACVG31	VL163
22	ACVG131	ACVG131	VL162/VL166
23	ACVG131	ACVG31	VL162/VL166
24	ACVG31	ACVG31	VL162/VL166
27	ACVG131	ACVG131	VL161
28	ACVG131	ACVG31	VL161
29	ACVG31	ACVG31	VL161

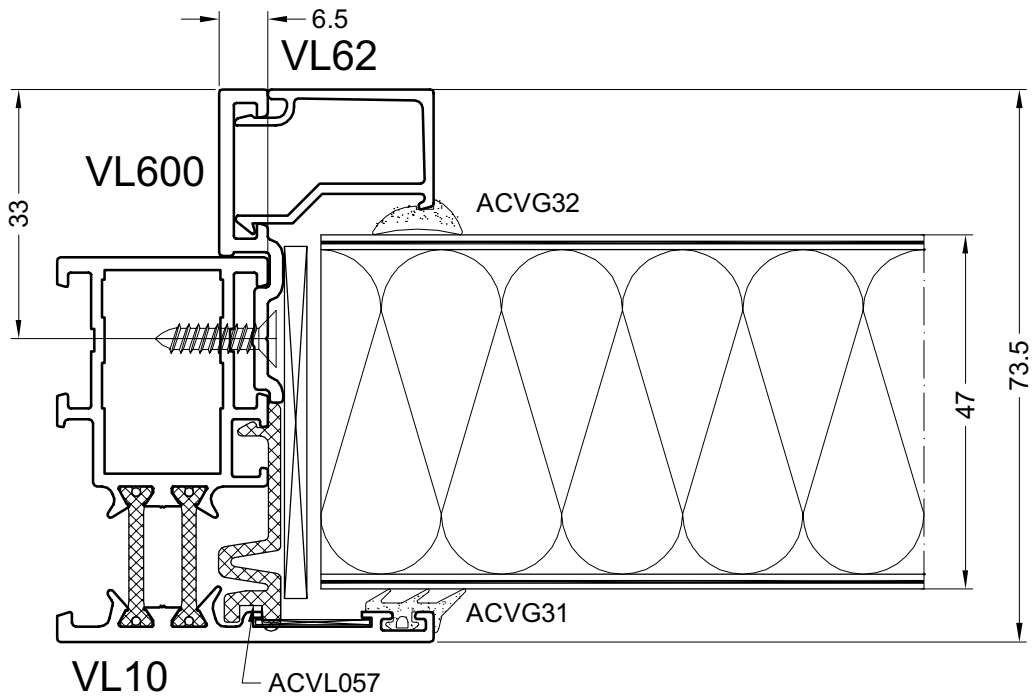


Glasdikte (mm) Epaisseur de verre (mm) Glas dicke (mm) Glass thicknes (mm)	Rubber buiten Joint ext. Glasdichtung aussen Gasket outside	Rubber binnen Joint int. Glasdichtung innen Gasket inside	Glaslat Latte a vitrage Verglasung latte Glazing slat
12	ACVG31	ACVG340	VG45
13	ACVG31	ACVG34	VG45
14	ACVG31	ACVG33	VG45
15	ACVG31	ACVG32	VG45
16	ACVG31	ACVG340	VG44
17	ACVG31	ACVG34	VG44
18	ACVG31	ACVG33	VG44
19	ACVG31	ACVG32	VG44
20	ACVG31	ACVG340	VG43
21	ACVG31	ACVG34	VG43
22	ACVG31	ACVG33	VG43
23	ACVG31	ACVG32	VG43
24	ACVG31	ACVG34	VG421
25	ACVG31	ACVG33	VG421
26	ACVG31	ACVG32	VG421
27	ACVG31	ACVG34	VG42
28	ACVG31	ACVG33	VG42
29	ACVG31	ACVG32	VG42
30	ACVG31	ACVG340	VG41
31	ACVG31	ACVG34	VG41
32	ACVG31	ACVG33	VG41
33	ACVG31	ACVG32	VG41
34	ACVG31	ACVG340	VG40
35	ACVG31	ACVG34	VG40
36	ACVG31	ACVG33	VG40
37	ACVG31	ACVG32	VG40

glasvl27

GLASTABELLEN
TABLES DE VITRAGE
VERGLAZUNGS TABELLEN
GLAZING TABLES

DOORSNEDE - COUPE - SCHNITT - SECTION

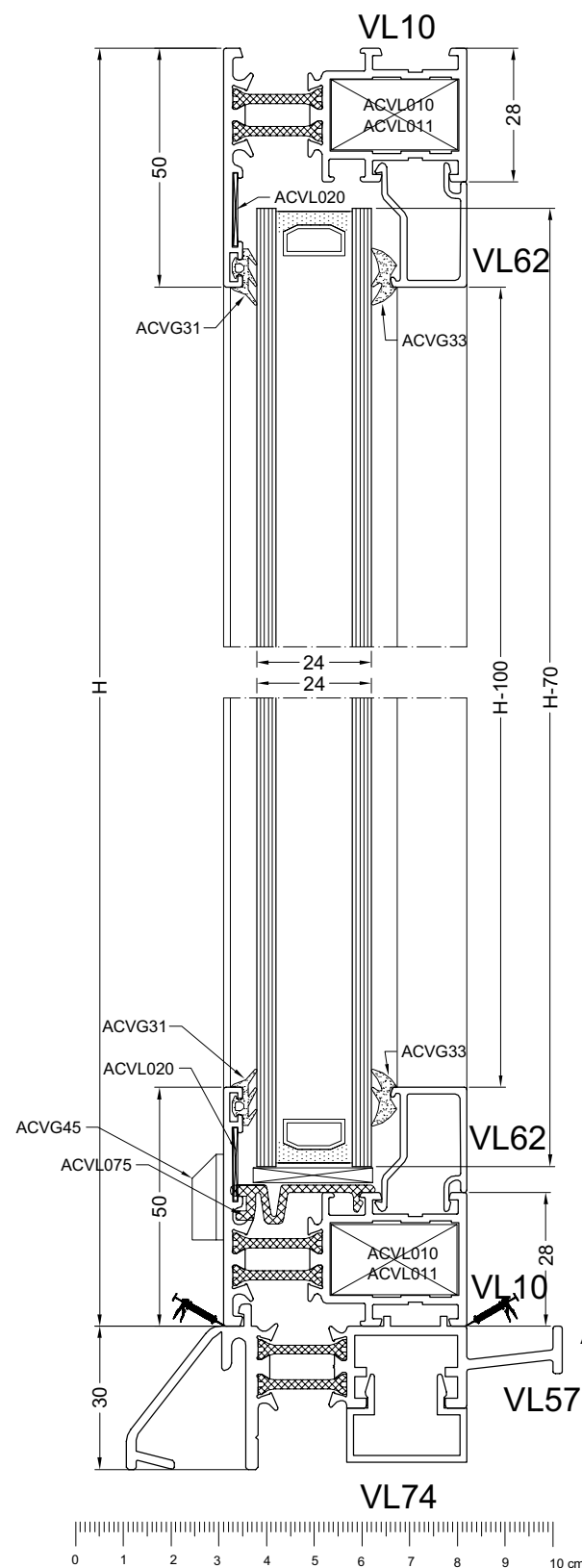


Paneeldikte (mm) Epaisseur de panneau(mm) Feld dicke (mm) Panel thickness (mm)	Rubber buiten Joint ext. Glasdichtung aussen Gasket outside	Rubber binnen Joint int. Glasdichtung innen Gasket inside	Glaslat Latte a vitrage Verglasung latte Glazing slat
35	ACVG31	ACVG34	VL64 & IP564
36	ACVG31	ACVG33	VL64 & IP564
37	ACVG31	ACVG32	VL64 & IP564
38	ACVG31	ACVG34	VL630
39	ACVG31	ACVG33	VL630
40	ACVG31	ACVG32	VL630
41	ACVG31	ACVG34	VL63
42	ACVG31	ACVG33	VL63
43	ACVG31	ACVG32	VL63
44	ACVG31	ACVG340	VL62 & VL66 & VL562
45	ACVG31	ACVG34	VL62 & VL66 & VL562
46	ACVG31	ACVG33	VL62 & VL66 & VL562
47	ACVG31	ACVG32	VL62 & VL66 & VL562
48	ACVG31	ACVG33	VL612
49	ACVG31	ACVG32	VL612
50	ACVG31	ACVG33	VL611 & VL561
51	ACVG31	ACVG32	VL611 & VL561
52	ACVG31	ACVG340	VL610
53	ACVG31	ACVG34	VL610
54	ACVG31	ACVG33	VL610
55	ACVG31	ACVG32	VL610
56	ACVG31	ACVG340	VL61
57	ACVG31	ACVG34	VL61
58	ACVG31	ACVG33	VL61
59	ACVG31	ACVG32	VL61

glastab4

VAST RAAM
FENETRE FIXE
FEST FIELD
FIXED WINDOW

ZAAGTABELLEN - TABLES DE SCIAGES - ZUSCHNITT-TABELLEN - SAWING TABLES



PROFIELEN PROFILES PROFILE PROFILS

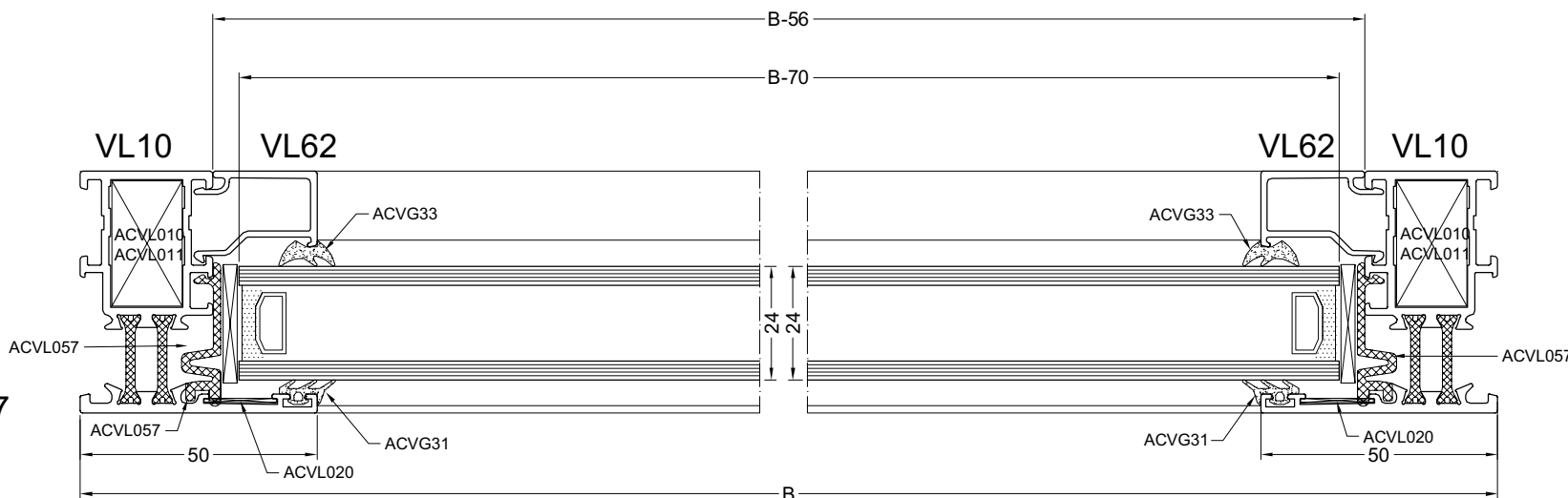
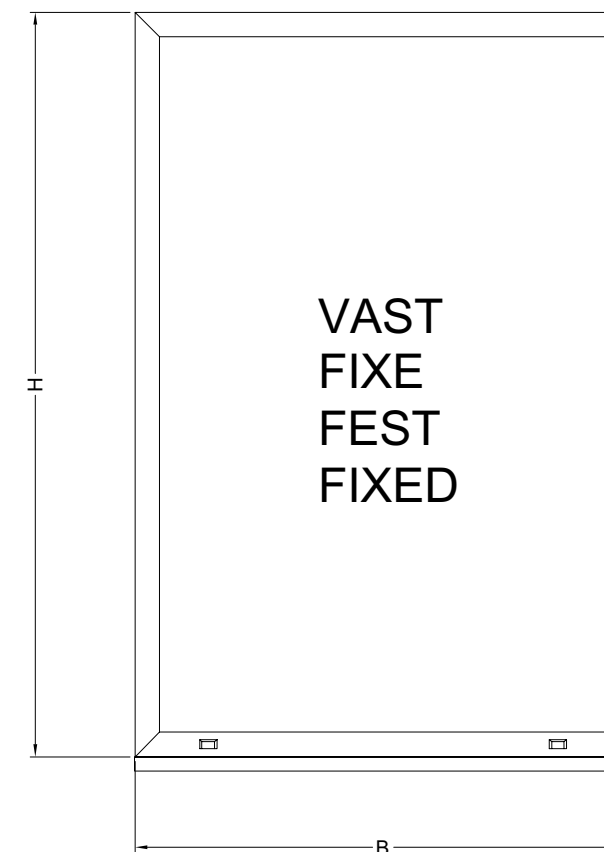
VL10		2		B
VL10		2		H
VL57		1		B
VL6*		2		B-56
VL6*		2		B-100
VL74		1		B

TOEBEHOREN ACCESSOIRES
ZUBEHORTEILE ACCESSORIES

ACVL010/11	4
ACVL020	4
ACVL057	4
ACVG45	2
ACVG31	2B + 2H - 200
ACVG3*	2B + 2H - 200

GLASMATEN
DIMENSIONS DES VITRAGES
GLASSMASSE
GLASS SIZES

B - 70
H - 70



NAAR BUITEN DUWEND RAAM
FENETRE POUSSOIR OUVRANT VERS L'EXTERIEUR
KLAPFLUGEL NACH AUSSEN OFFNEND
TOP HUNG OUTSIDE OPENING

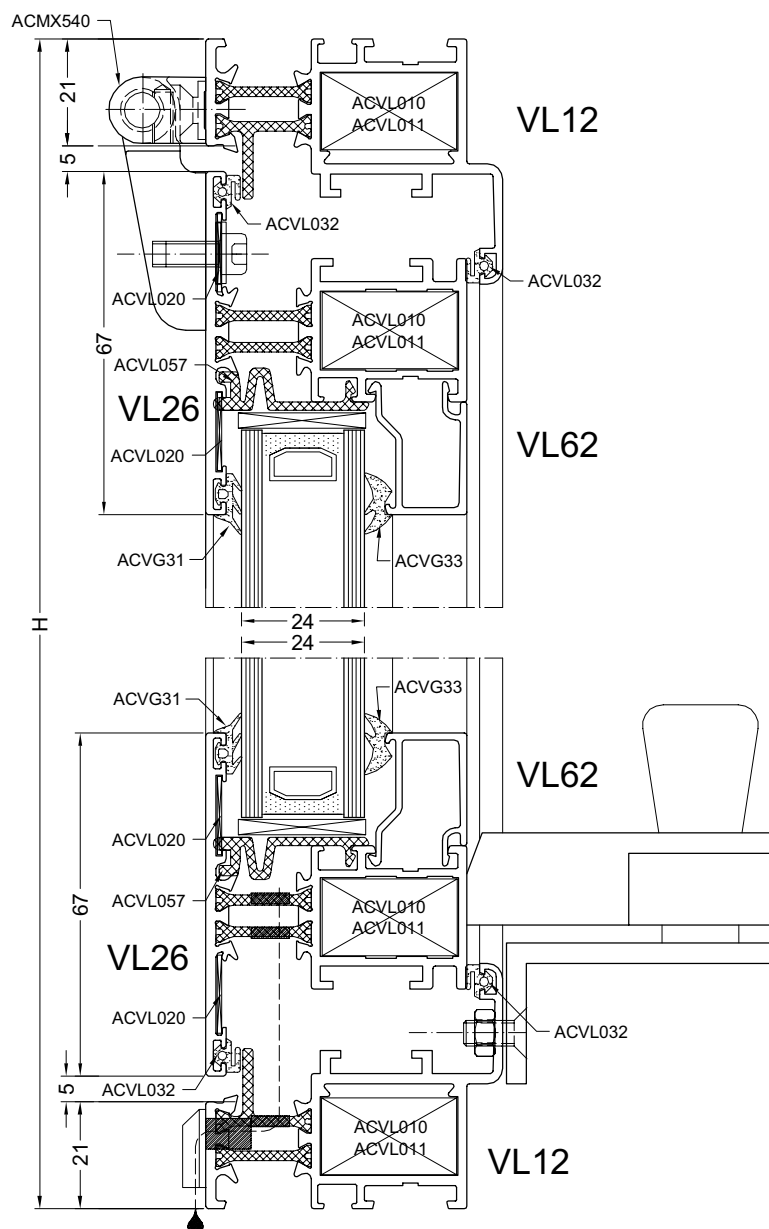
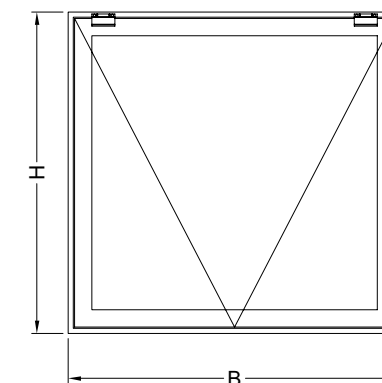
ZAAGTABELLEN - TABLES DE SCIAGES - ZUSCHNITT-TABELLEN - SAWING TABLES

PROFIELEN PROFILES PROFILE PROFILS

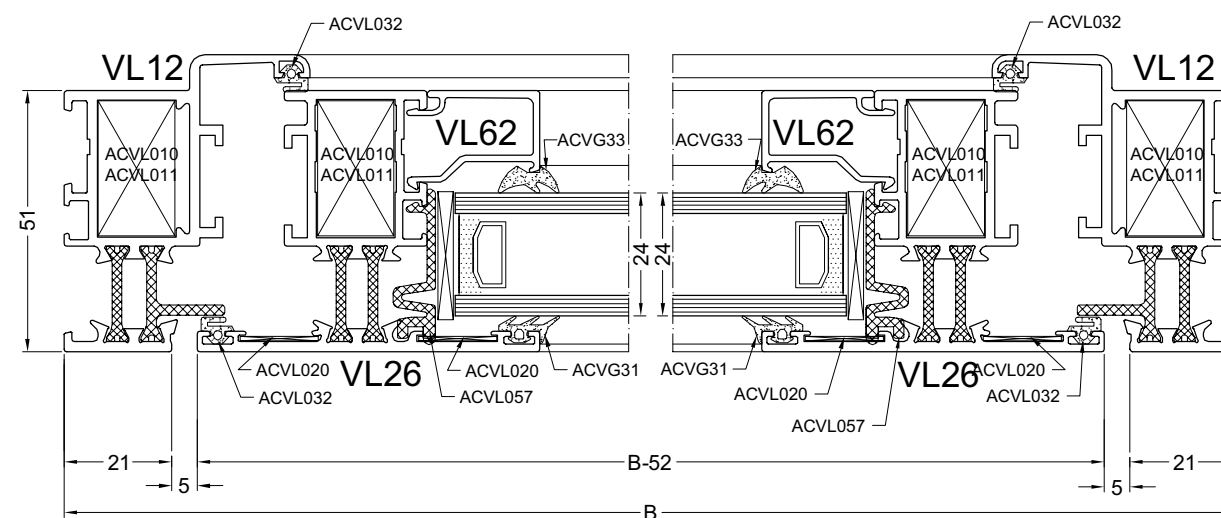
VL12		2		B
VL12		2		H
VL26		2		B - 52
VL26		2		H - 52
VL6*		2		B - 142
VL6*		2		H - 186

TOEBEHOREN ACCESSOIRES
ZUBEHÖRTEILE ACCESSORIES

ACVL010/11	8
ACVL020	8
ACVL057	4
ACVG31	2H+2B-290
ACVG3*	2H+2B-290
ACMX540	2 OF/OU 3
ACVL585	1
ACVL032	4H+4B-250



GLASMATEN DIMENSIONS DES VITRAGES GLASSMASSE GLASS SIZES	B - 156 H - 156
---	--------------------



KIPRAAM NAAR BINNEN OPENEND
FENETRE BASCULANTE OUVRANT VERS L'INTERIEUR
KIPFENSTER NACH INNEN OFFNEND
TILT WINDOW INSIDE OPENING

ZAAGTABELLEN - TABLES DE SCIAGES - ZUSCHNITT-TABELLEN - SAWING TABLES

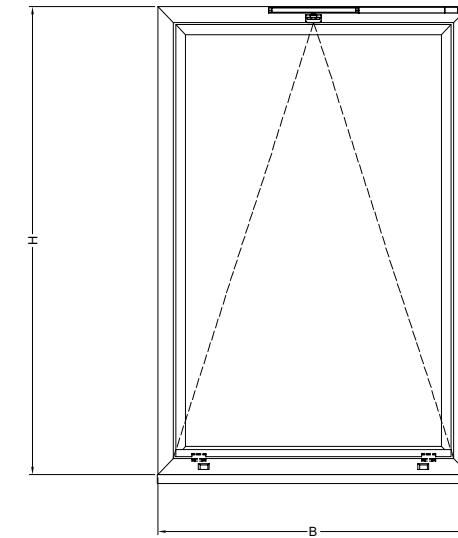


PROFIELEN PROFILES PROFILE PROFILS

VL10		2		B
VL10		2		H
VL20		2		B - 46
VL20		2		H - 46
VL57		1		B
VL6*		2		B - 136
VL6*		2		H - 180
VL74		1		B
VL72		1		B - 126

TOEBEHOREN ACCESSOIRES
ZUBEHÖRTEILE ACCESSORIES

ACVL010/11	4
ACVL014/15	4
ACVL020	8
ACVL057	4
ACVG45	2
ACVG31	2B + 2H - 500
ACVG3*	2B + 2H - 500
ACMX040	2
ACVL031	2B + 2H - 150
ACVL030	2B + 2H - 150
ACVL059	1set
ACVL061	5/M
ACMX900	1set

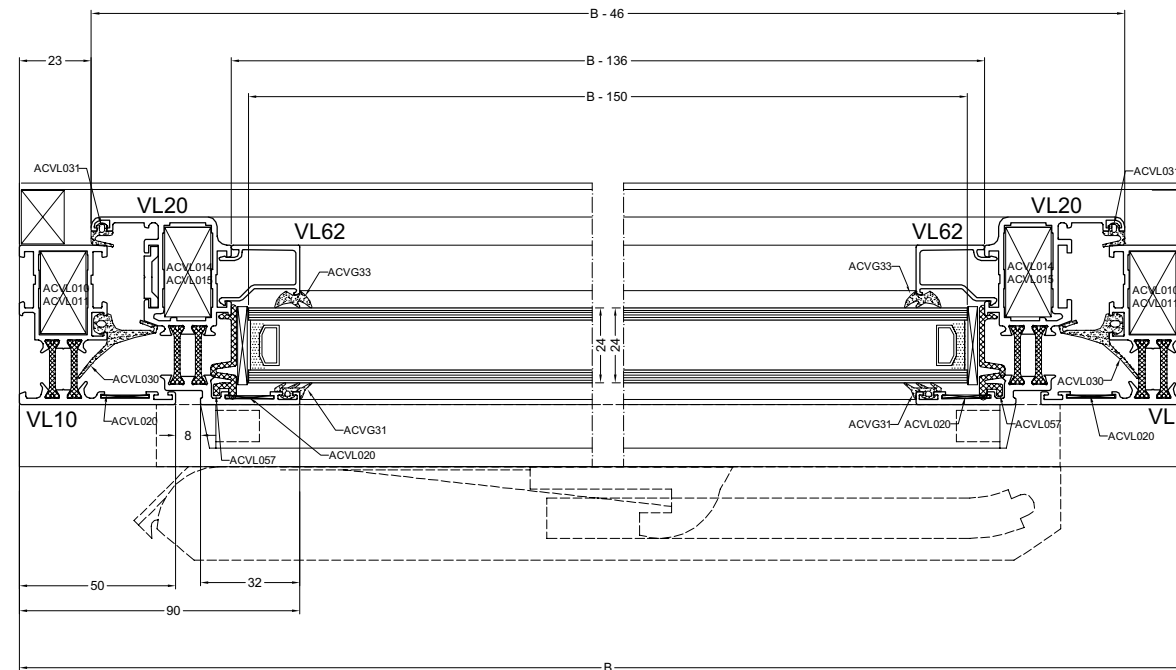


MAXIMUM GLASDIKTE SP BELANGRIJK VOOR B SP=GLASDIKTE MIN LUCHTSPATIE												
LES EPAISSEURS MAXIMA PERMISES DU PRODUIT SP VERRIER ET RELATIVES A LA LARGEUR B												
SP NE COMPREND PAS L'EPAISSEUR DU VIDE D'AIR												
MAXIMUM GLASDICKE WICHTIG FUR B SP=GLASDICKE MINUS LUFT SPATION												
MAXIMUM GLASS THICKNESS SP RELEVANT TO B SP=ALL GLASS MINUS AIR SPACE												
B	400	500	600	700	800	900	1000	1100	1200	1300	1400	1500
SP	41	41	38	32	27	23	20	18	16	14	13	12

GLASMATEN DIMENSIONS DES VITRAGES GLASSMASSE GLASS SIZES	B - 150 H - 150
---	--------------------

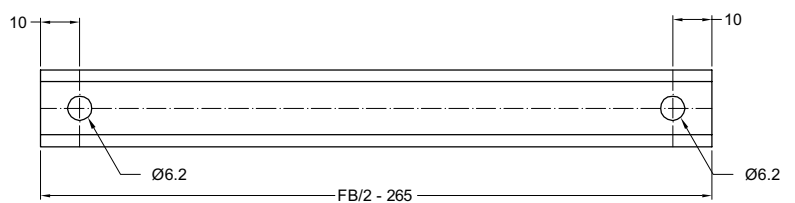
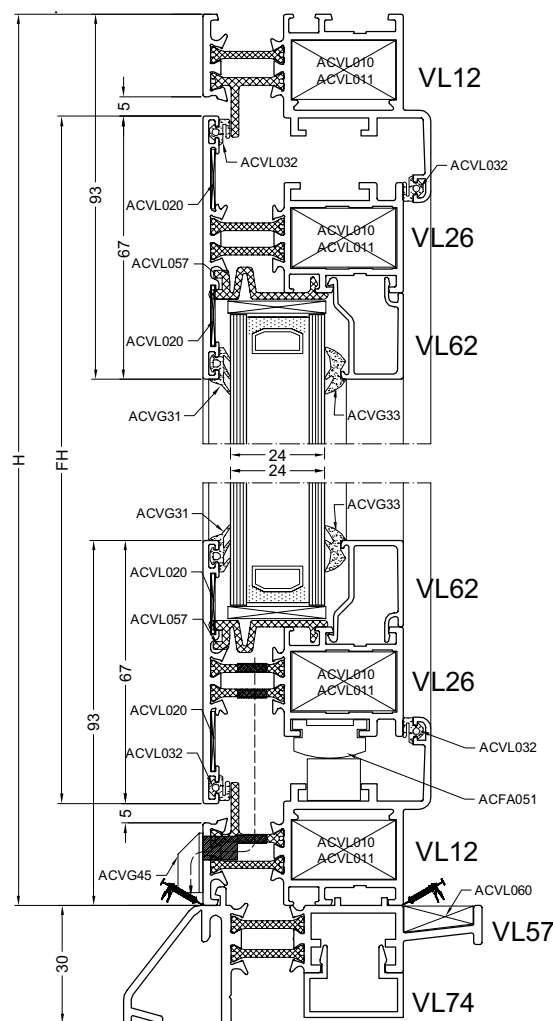
B:MIN=400mm	B:MAX=1500mm
H:MIN=350mm	H:MAX=1600mm

Max. vleugelgewicht poids vantail flügelgewicht sash weight	= 100kg
--	---------



NAAR BUITEN DRAAIEND RAAM
FENETRE OUVRANT VERS L'EXTERIEUR
DRECHFLUGEL NACH AUSSEN OFFNEND
CASEMENT WINDOW OUTSIDE OPENING

ZAAGTABELLEN - TABLES DE SCIAGES - ZUSCHNITT-TABELLEN - SAWING TABLES



PROFIELEN PROFILES PROFILE PROFILS

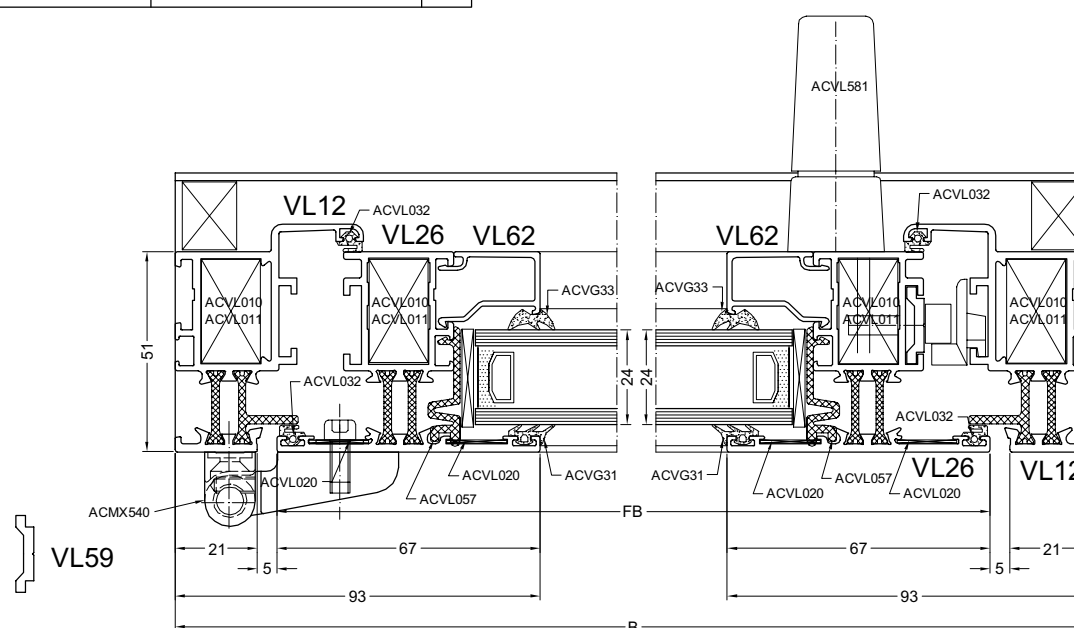
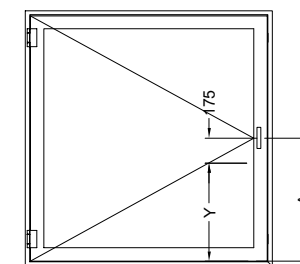
VL12	2	B
VL12	2	H
VL26	2	B-52
VL26	2	H-52
VL57	1	B
VL6*	2	B-142
VL6*	2	H-186
VL59	1	A - 180
VL59	1	FH - A - 180
# VL59	2	FB/2 - 265

= vleugelbreedte > 1000mm
Largeur vantail > 1000mm
Lange der flügel > 1000mm
Length of wing > 1000mm

GLASMATEN DIMENSIONS DES VITRAGES GLASSMASSE GLASS SIZES		
	B-156	1
	H-156	1

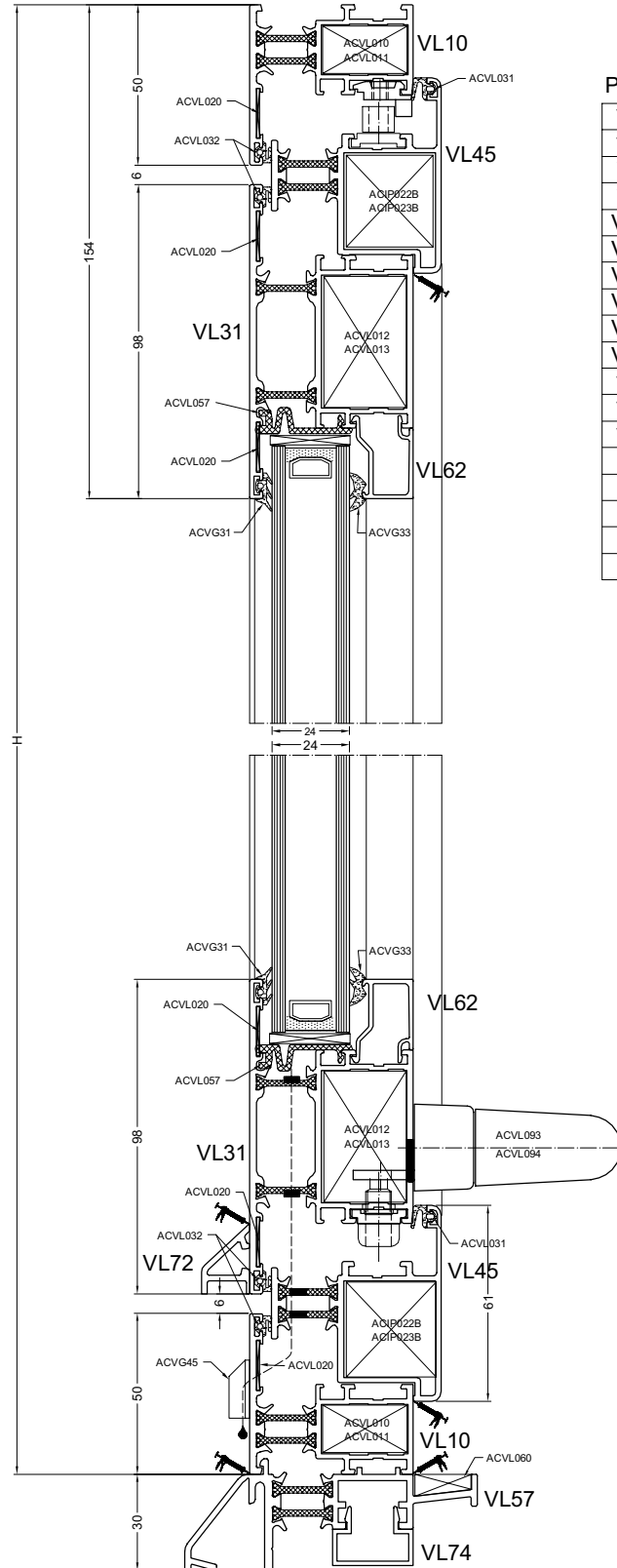
TOEBEHOREN ACCESSOIRES
ZUBEHÖRTEILE ACCESSORIES

ACVL010/11	8
ACVL020	8
ACVL057	4
ACVG45	2
ACVG31	2H + 2B - 500
ACVG3*	2H + 2B - 500
ACMX540	2 OF/OU 3
ACVL581L/R	1
ACVL583	1 SET
ACFA051	1
ACVL032	4H + 4B - 300
ACVL584	1 SET
ACMX048	Min. 2 stuks
ACMX049	Min. 2 stuks



TUIMELRAAM 180°
FENETRE BASCULANT 180°
SCHWINGFLUGEL 180°
PIVOTED WINDOW 180°

ZAAGTABELLEN - TABLES DE SCIAGES - ZUSCHNITT-TABELLEN - SAWING TABLES

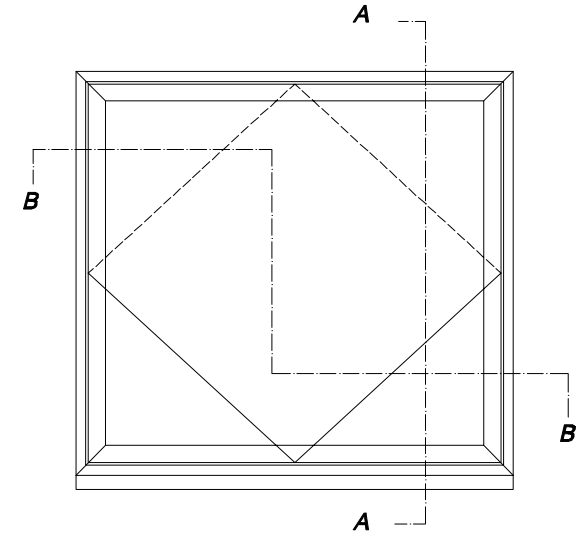


PROFIELEN PROFILES PROFILE PROFILS

VL10		2		B
VL10		2		H
VL31		2		B - 112
VL31		2		H - 112
VL45		1		B - 45
VL45		1		B - 45
VL45		1		H/2 - 23
VL45		1		H/2 - 23
VL45		1		H/2 - 23
VL57		1		B
VL6*		2		B - 264
VL6*		2		H - 308
VL60		1		B - 374.5
VL60		2		B/2 - 249.5
VL60		1		H/2 - 176
VL60		1		H/2 - 206.5
VL72		1		B - 122

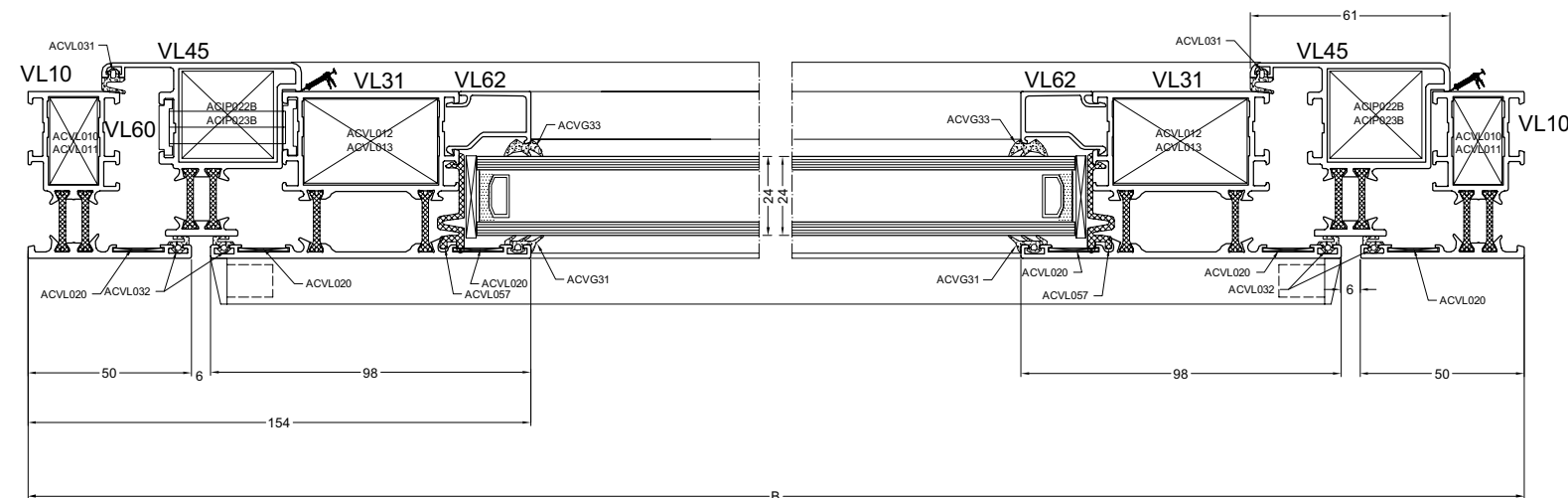
TOEBEHOREN ACCESSOIRES
ZUBEHÖRTEILE ACCESSORIES

ACVL010/11	4
ACVL012/13	4
ACIP022B/023B	4
ACVL020	12
ACVL057	8
ACVG45	2
ACVG31	2H+2B-1100
ACVG3*	2H+2B-1100
ACVL090	1
ACVL091	1
ACVL092	1
ACVL093	1
ACVL031	2H+2B-200
ACVL032	4H+4B-800
ACVL059	1 SET
ACVL061	B VL72/300



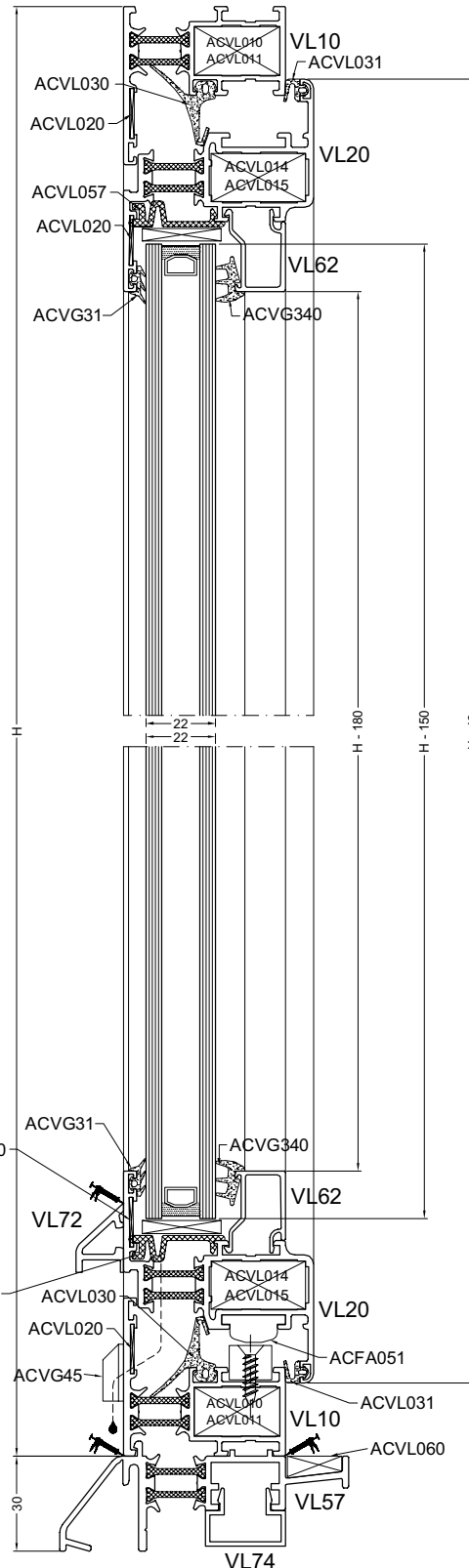
GLASMATEN DIMENSIONS DES VITRAGES
GLASMASSE GLASS SIZES
B - 278
H - 278

Hmin = 700mm, Bmin = 500mm
Hmax = 2000mm, Bmax = 2400mm
Hmax = 2200mm, Bmax = 2200mm



DUBBEL NAAR BINNEN DRAAIEND RAAM
 DOUBLE OUVRANT VERS L'INTERIEUR
 DOPPELT FLUGEL NACH INNEN OFFNEND
 DOUBLE CASEMENT WINDOW INSIDE OPENING

ZAAGTABELLEN - TABLES DE SCIAGES - ZUSCHNITT-TABELLEN - SAWING TABLES

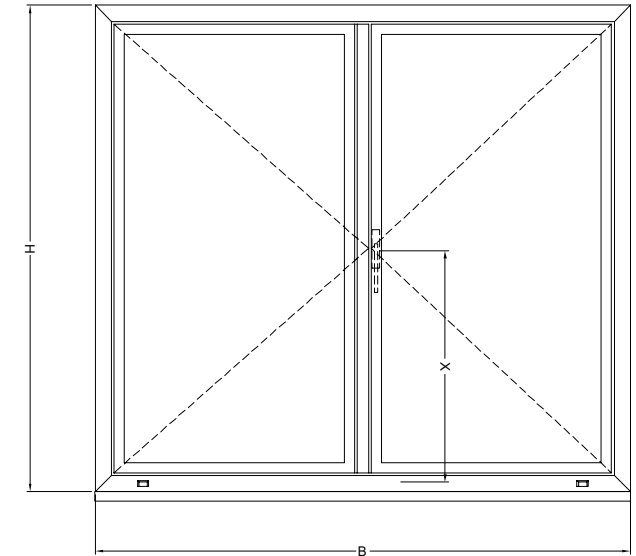
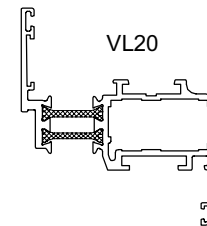
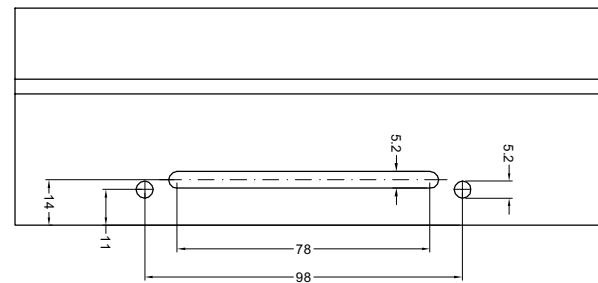


PROFIELN PROFILES PROFILE PROFILES

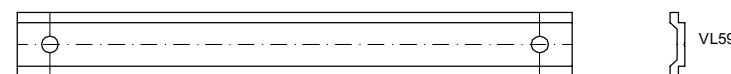
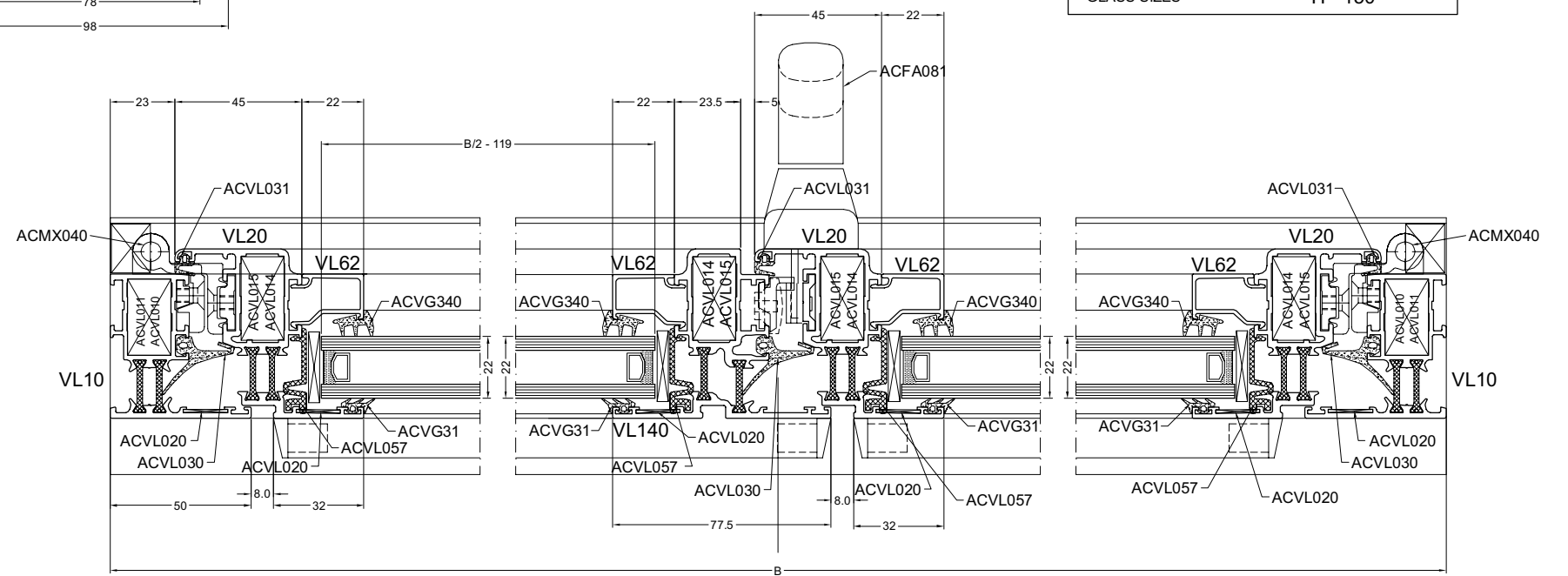
VL10		2		B
VL10		2		H
VL20		4		B/2 - 15
VL20		3		H - 46
VL140		1		H - 25
VL57		1		B
VL6*		4		B/2 - 105
VL6*		4		H - 180
VL59		1		X - 94.5
VL59		1		H - (X + 140,5)
VL74		1		B
VL72		1		B/2 - 51
VL72		1		B/2 - 94

**TOEBEHOREN ACCESSOIRES
ZUBEHORTEILE ACCESSORIES**

ACVL010/11	4
ACVL014/15	8
ACVL020	12
ACVL057	10
ACVG45	2
ACVG31	4H+2B-1000
ACVG3*	4H+2B-1000
ACMX040	4 OF/OU 6
ACFA081/ACFA084	1
ACFA051	1
ACFA052	1 SET
ACMX052	2
ACVL060	2
ACVL154	1 SET
ACVL056	1 SET
ACVL031	3H+2B-180
ACVL030	3H+2B-150
ACVL059	2 SET
ACVL061	B VL72/300



GLASMATEN DIMENSIONS DES VITRAGES
 GLASMASSE GLASS SIZES
 B/2 - 119
 H - 150



werkt33

STOLPRAAM
DOUBLE OUVRANT A LA FRANCAISE
STULPFENSTER
DOUBLE CASEMENT WINDOW

ZAAGTABELLEN - TABLES DE SCIAGES - ZUSCHNITT-TABELLEN - SAWING TABLES

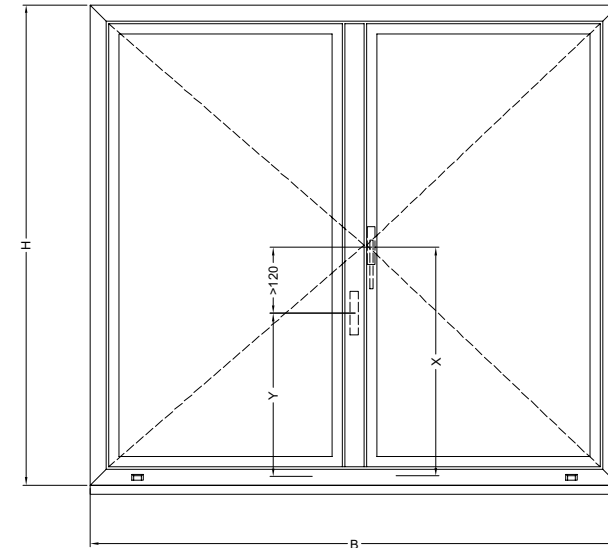
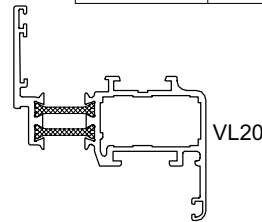
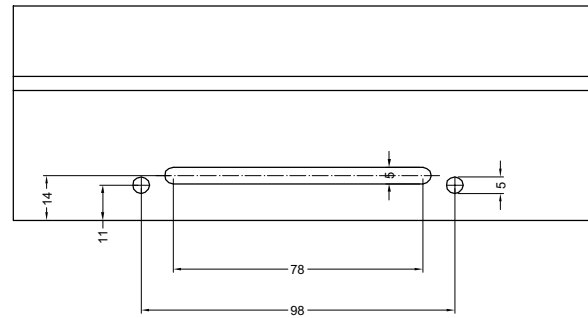


PROFIELN PROFILES PROFILE PROFILS

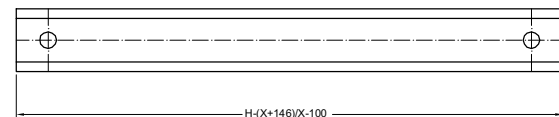
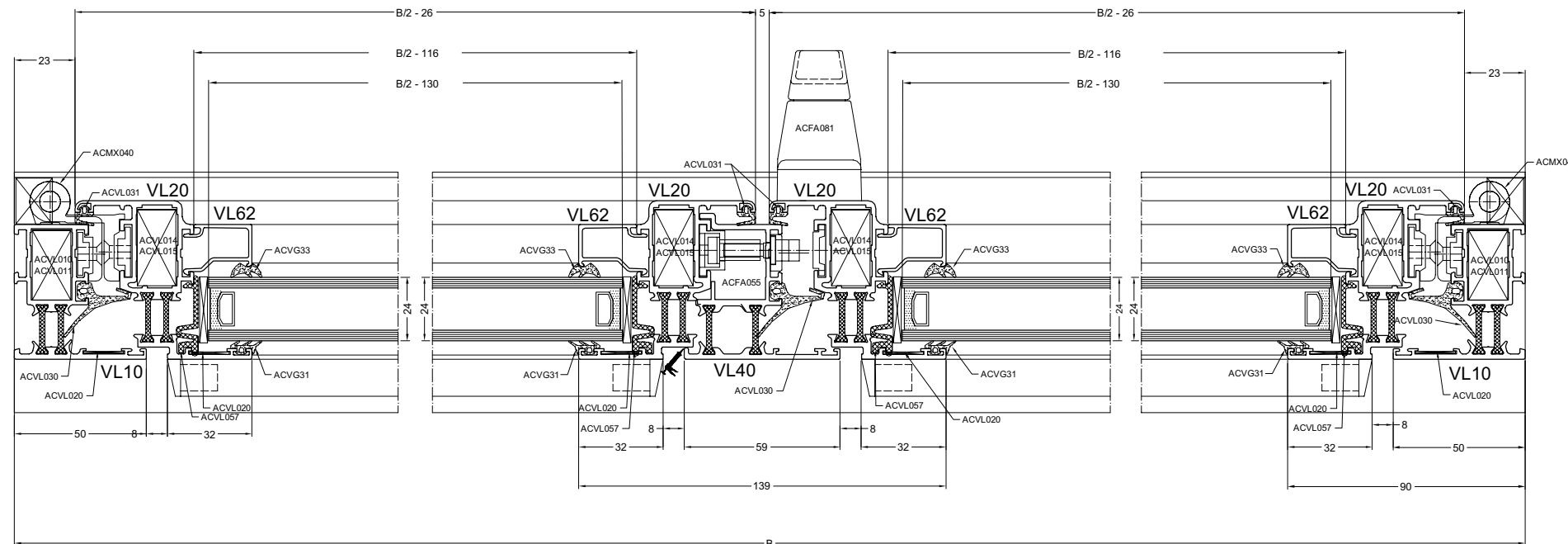
VL10	⌘	2	▬	B
VL10	⌘	2	▬	H
VL20	⌘	4	▬	B/2 - 26
VL20	⌘	4	▬	H - 46
VL40	⌘	1	▬	H - 120
VL57	⌘	1	▬	B
VL6*	⌘	4	▬	B/2 - 116
VL6*	⌘	4	▬	H - 180
VL59	⌘	1	▬	X - 100
VL59	⌘	1	▬	H - (X+146)
VL59B	⌘	1	▬	Y - 175
VL59B	⌘	1	▬	H - (Y + 189)
VL72	⌘	2	▬	B/2 - 105

TOEBEHOREN ACCESSOIRES
ZUBEHÖRTEILE ACCESSORIES

ACVL010/11	4
ACVL014/15	8
ACVL020	12
ACVL057	8
ACVG45	2
ACVG31	4H+2B-850
ACVG3*	4H+2B-850
ACMX040	4 OF/OU 6
ACFA081	1
ACFA050	1
ACFA051	1
ACFA083	1
ACVL054	1 SET
ACFA055/056	1 SET
ACVL031	4H+2B-270
ACVL030	3H+2B-220
ACVL059	2 SETS
ACVL061	B VL72/300



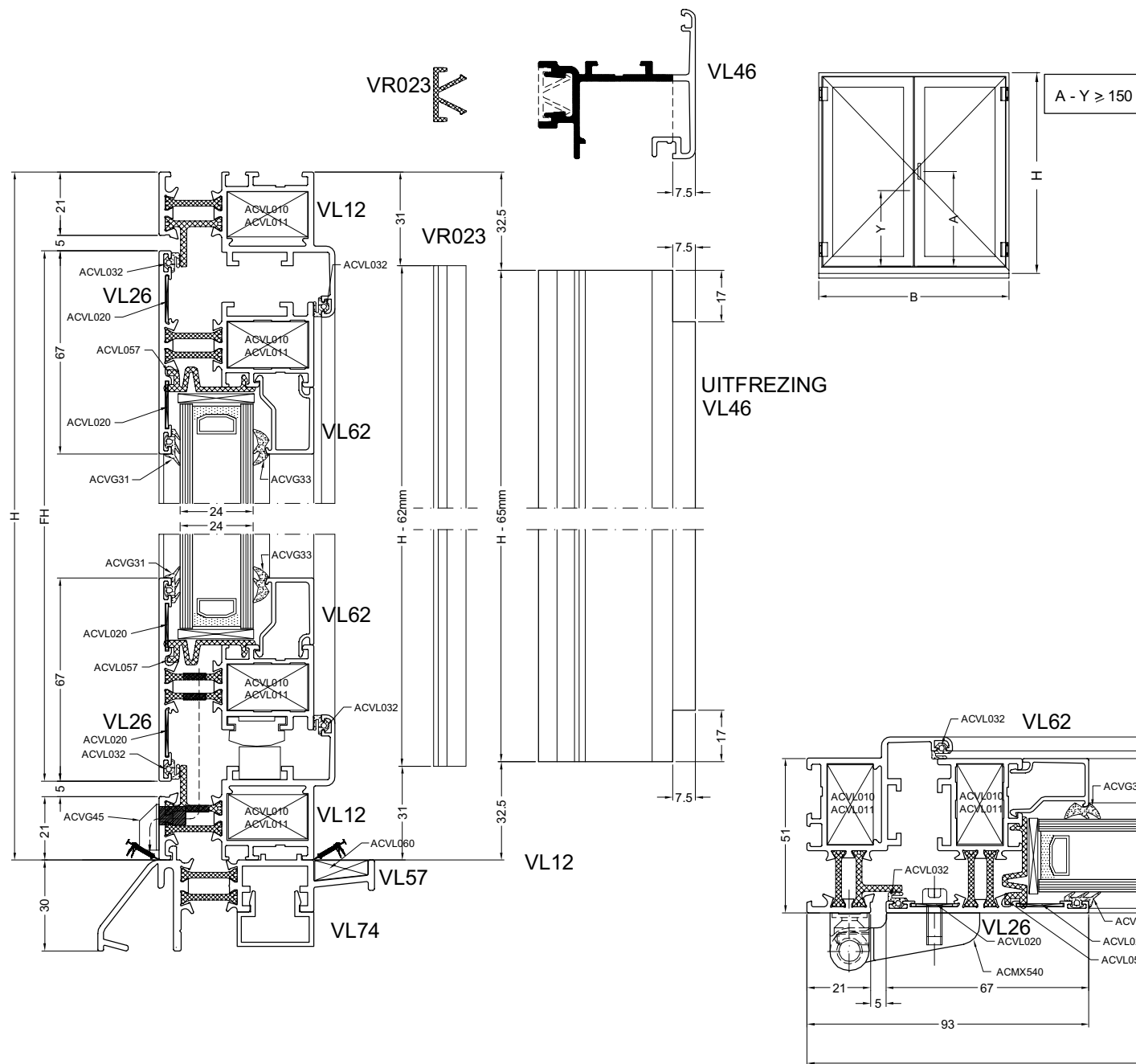
GLASMATEN DIMENSIONS DES VITRAGES
GLASSMASSE
GLASS SIZES
B/2 - 130
H - 150
X - Y ≥ 120



werk107

DUBBEL NAAR BUITEN DRAAIEND RAAM
DOUBLE OUVRANT VERS L'EXTERIEUR
STULPFLUGEL NACH AUSSEN OFFNEND
DOUBLE CASEMENT WINDOW OUTSIDE OPENING

ZAAGTABELLEN - TABLES DE SCIAGES - ZUSCHNITT-TABELLEN - SAWING TABLES



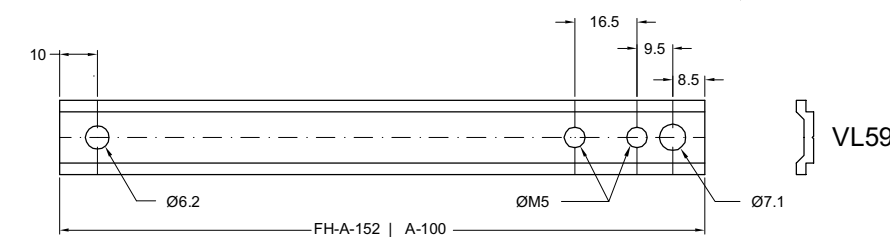
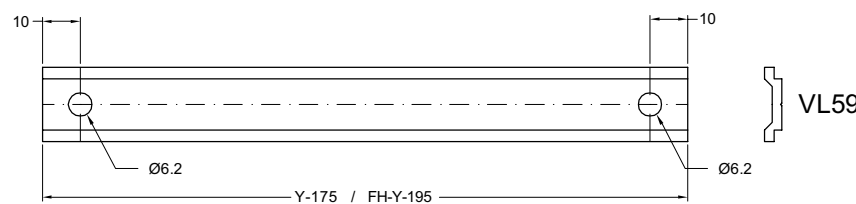
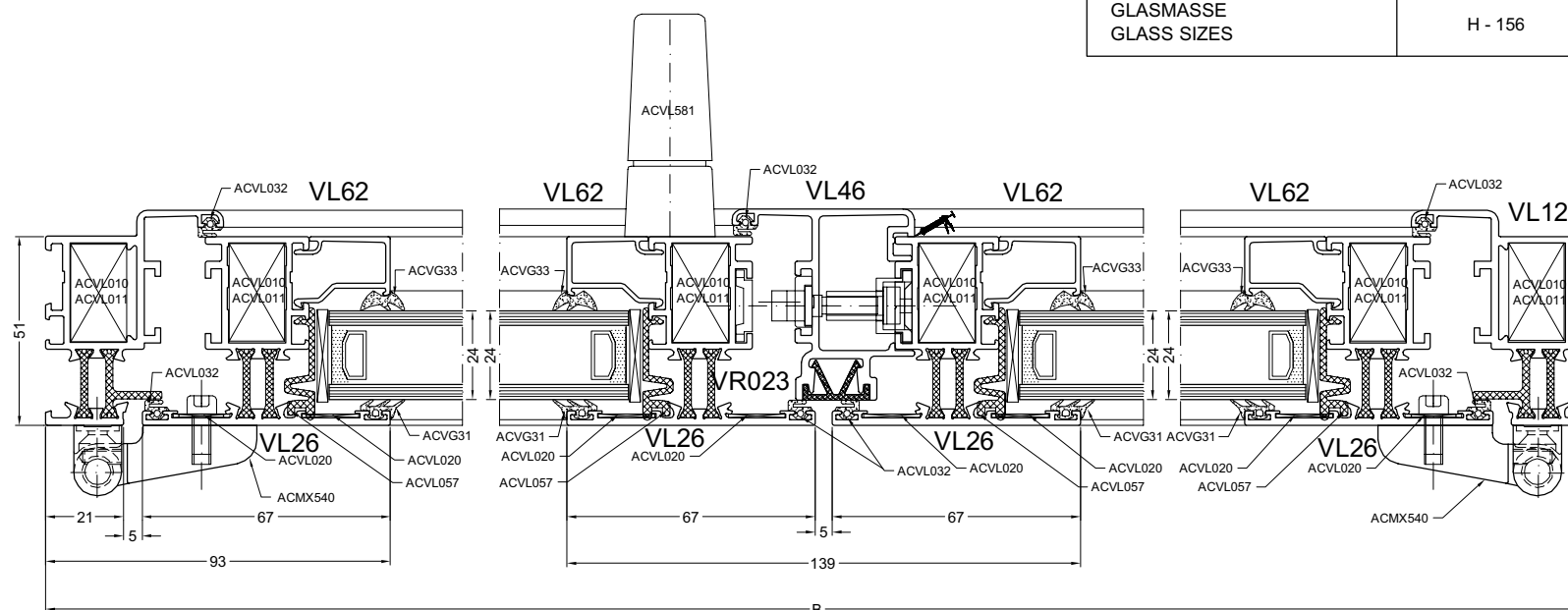
PROFIELN PROFILE PROFILE PROFILS

VL12		2		B
VL12		2		H
VL26		4		B/2 - 29
VL26		4		H - 52
VL46		1		H - 65
VL57		1		B
VL6*		4		B/2 - 119
VL6*		4		H - 186
VL59		1		A - 100
VL59		1		FH - (A + 152)
VL59B		1		Y - 175
VL59B		1		FH - (Y + 195)
VR023		1		H - 62

TOEBEHOREN ACCESSOIRES
ZUBEHORTEILE ACCESSORIES

ACVL010/11	12
ACVL020	16
ACVL057	8
ACVG45	2
ACVG31	4H+2B-850
ACVG3*	4H+2B-850
ACMX540	4 OF/OU 6
ACVL581L/R	1
ACVL583	1 SET
ACFA051	2 SETS
ACFA055/056	1 SET
ACVL032	7H+4B-375

GLASMATEN DIMENSIONS DES VITRAGES GLASSMASSE GLASS SIZES	B/2 - 133 H - 156
---	----------------------



DUBBEL NAAR BUITEN DRAAIEND RAAM + ONDERLICHT
DOUBLE OUVRANT VERS L'EXTERIEUR + EMPOSTE
STULPFLUGEL NACH AUSSEN OFFNEND + FESTTEIL
DOUBLE CASEMENT WINDOW OUTSIDE OPENING + FIXED PANEL

ZAAGTABELLEN - TABLES DE SCIAGES - ZUSCHNITT-TABELLEN - SAWING TABLES

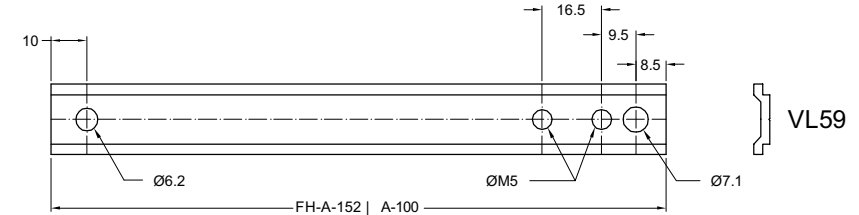
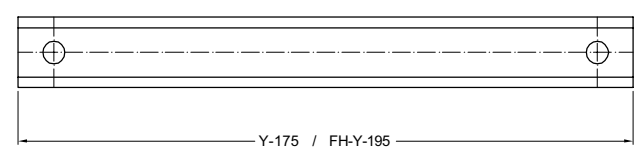
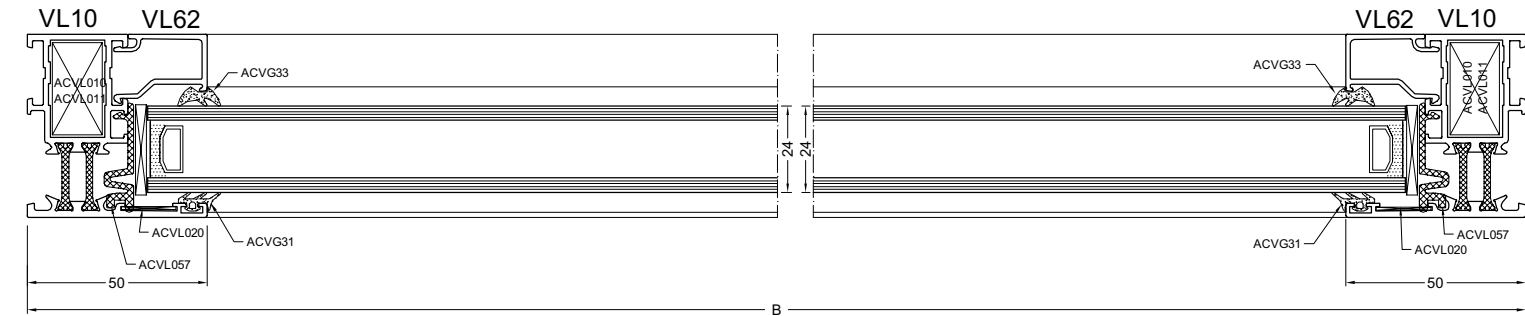
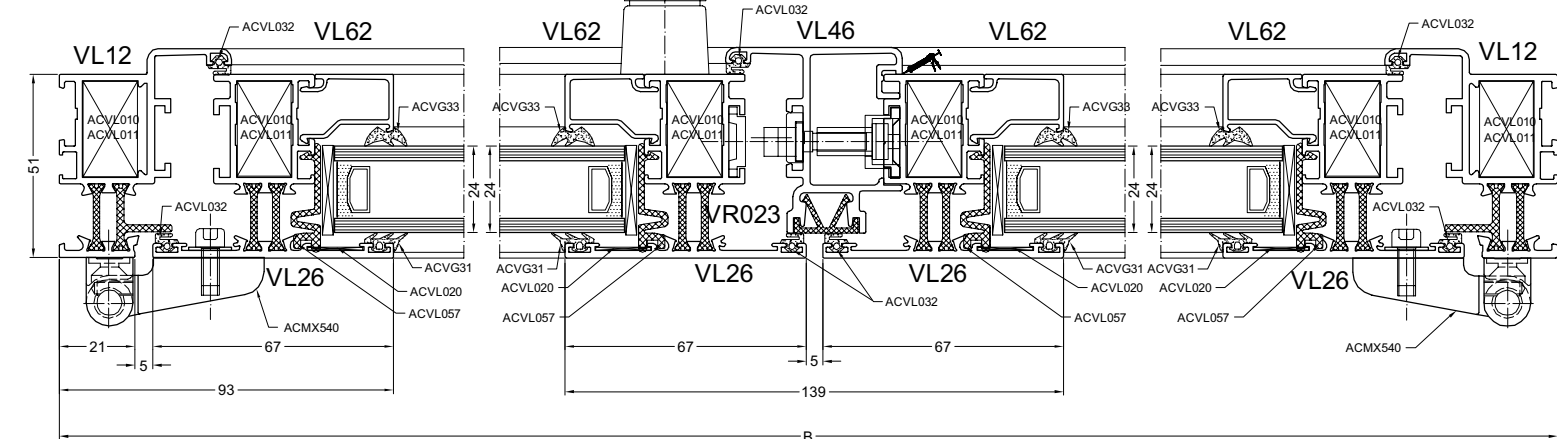
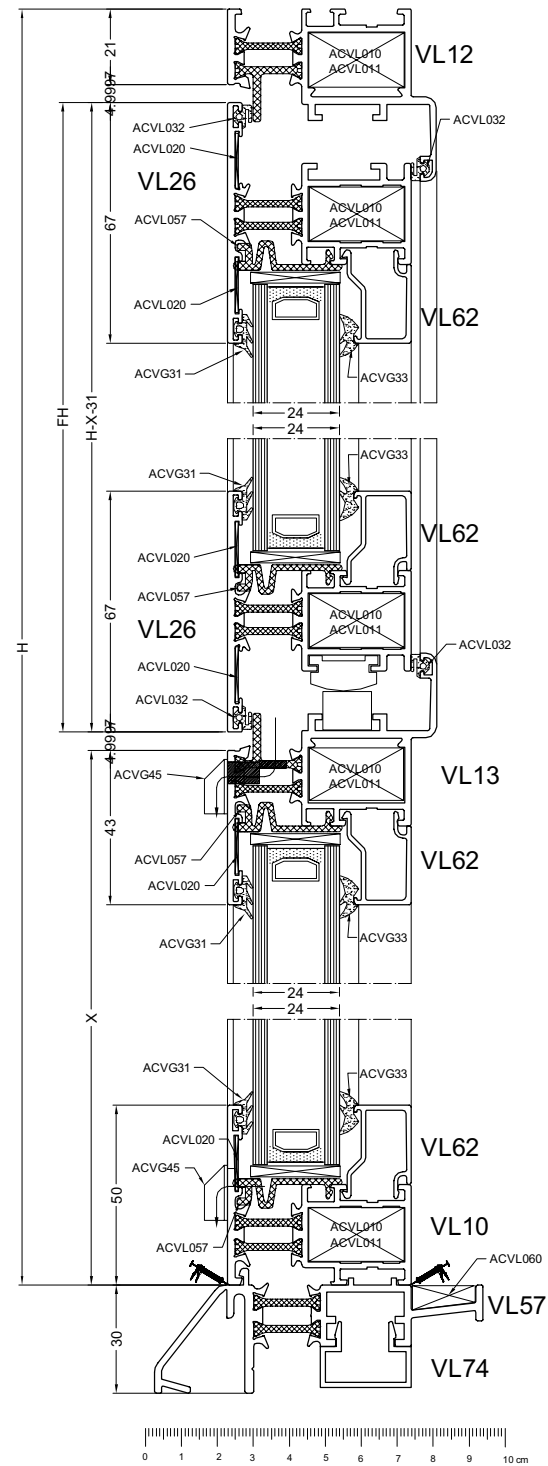
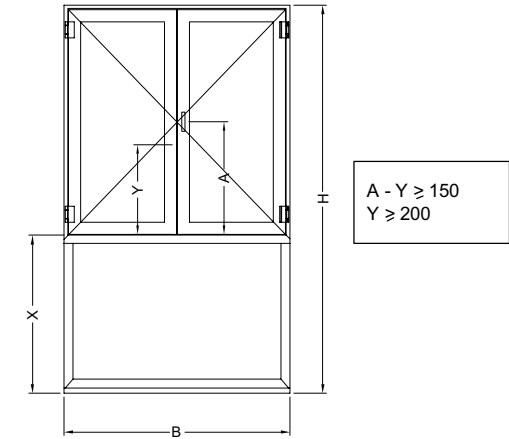
PROFIELEN PROFILES PROFILE PROFILS

VL12		1		B
VL12		2		H - X + 21
VL13		1		B + 44
VL10		1		B
VL10		1		X-21
VL10		1		X-21
VL26		4		B/2 - 29
VL26		4		H - X - 31
VL46		1		H - X - 44
VL57		1		B
VL6*		4		B/2 - 119
VL6*		4		H-X-165
VL6*		2		B - 56
VL6*		2		X-93
VL59		1		A - 100
VL59		1		FH - (A + 152)
VL59B		1		Y - 175
VL59B		1		FH - (Y + 195)
VR023		1		H - X - 41

TOEBEHOREN ACCESSOIRES
ZUBEHÖRTEILE ACCESSORIES

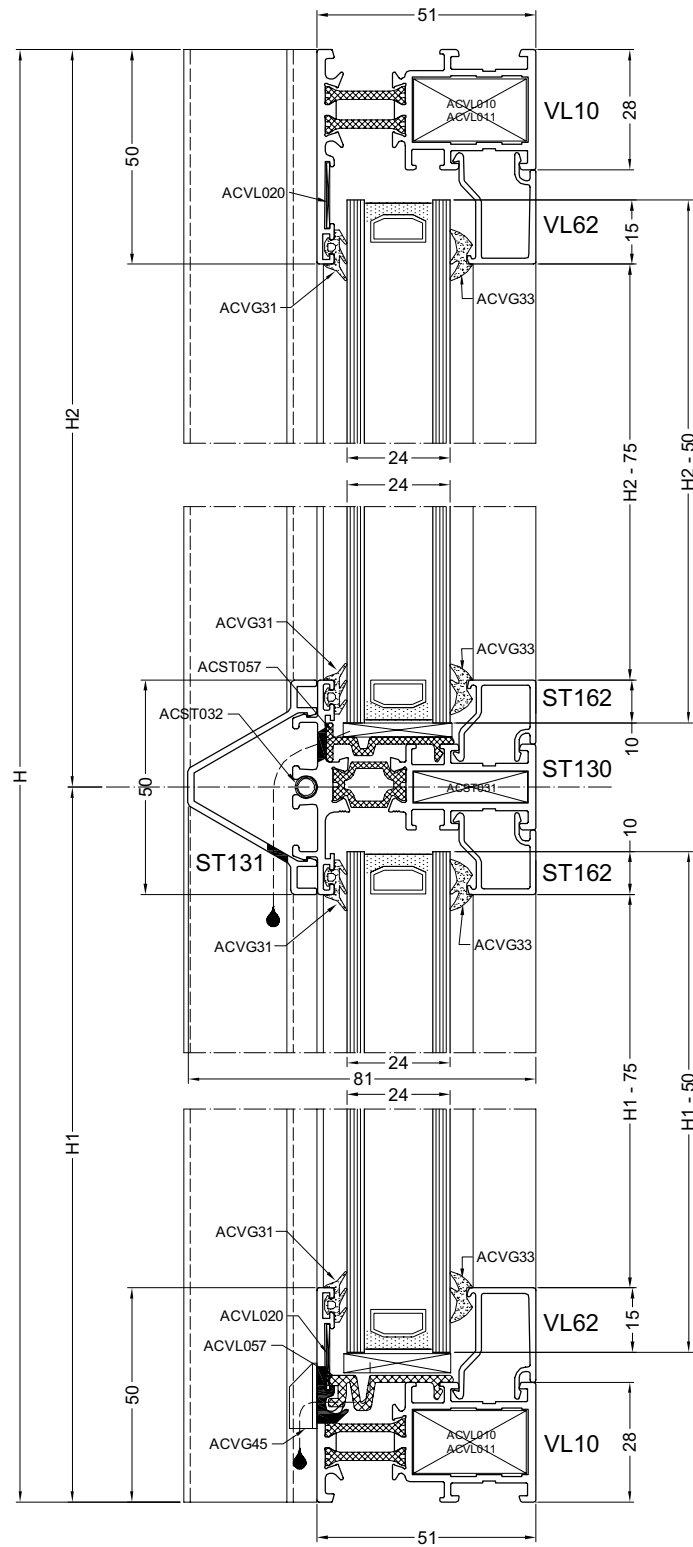
ACVL010/11	14
ACVL20	18
ACVL057	12
ACVG45	2
ACVG31	4H+2B-850
ACVG3*	4H+2B-850
ACMX540	4 OF/OU 6
ACVL581R/L	1
ACVL583	1 SET
ACFA051	2 SETS
ACFA055/056	1 SET
ACVL025	2
ACVL032	7H-X+4B-375

GLASMATEN DIMENSIONS DES VITRAGES GLASSMASSE GLASS SIZES	(B-70)x(X-63) 1
	(B/2-133)x(H-X-135) 2



ST-VL
ST-VL
ST-VL
ST-VL

ZAAGTABELLEN - TABLES DE SCIAGES - ZUSCHNITT-TABELLEN - SAWING TABLES

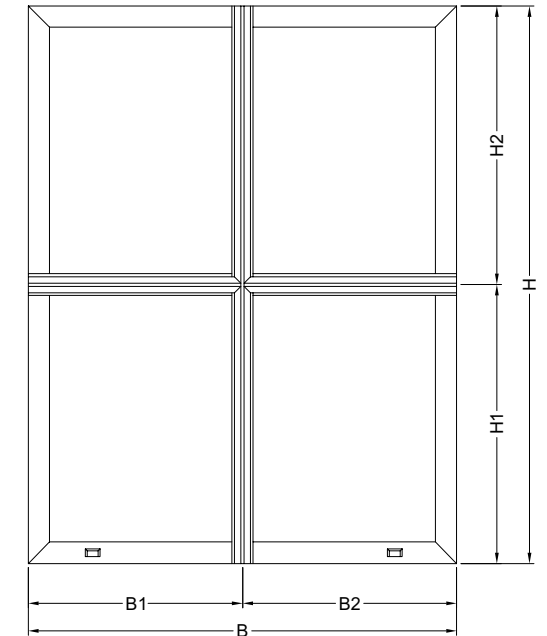


PROFIELEN PROFILS PROFILE PROFILES

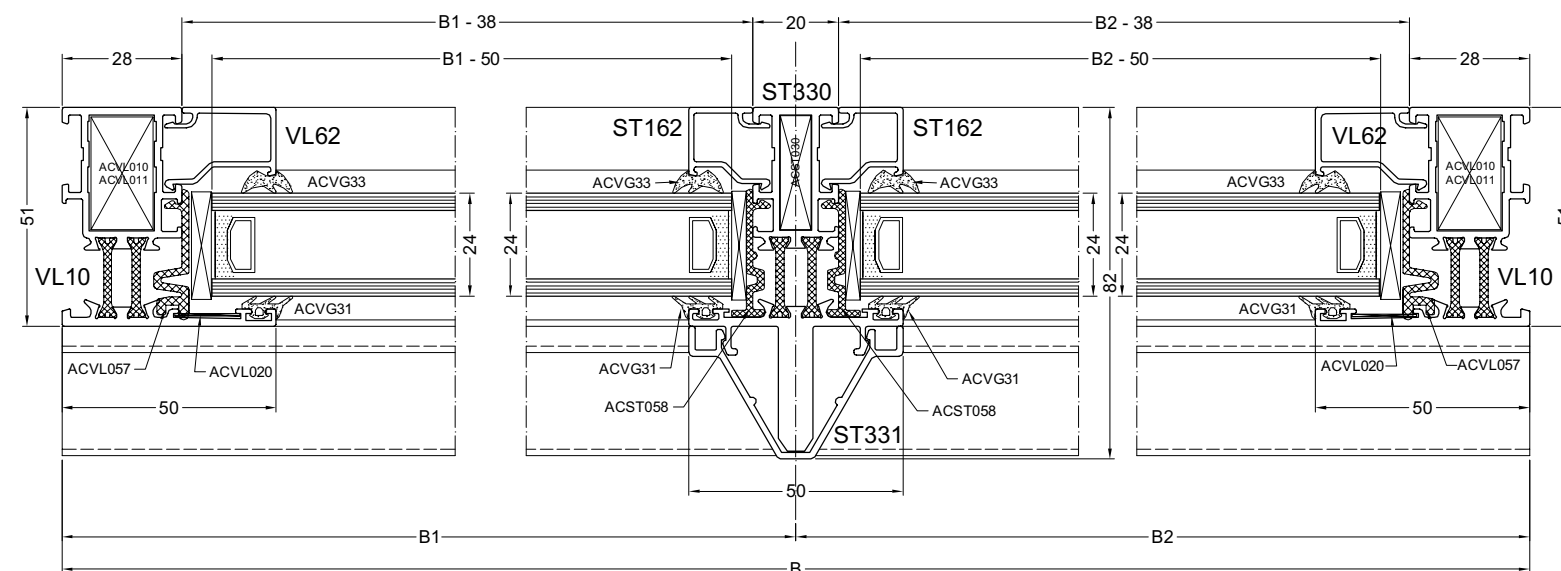
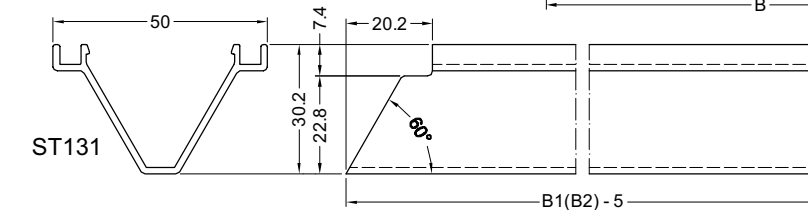
VL10		2		B
VL10		2		H
ST330		1		H
ST331		1		H
ST130		1		B1 - 38
ST130		1		B2 - 38
ST131		1		B1 - 5
ST131		1		B2 - 5
VL62		2		B1 - 38
VL62		2		B2 - 38
VL62		2		H1 - 75
VL62		2		H2 - 75
ST162		2		B1 - 38
ST162		2		B2 - 38
ST162		2		H1 - 75
ST162		2		H2 - 75

TOEBEHOREN ACCESSOIRES
ZUBEHÖRTEILE ACCESSORIES

ACVL010/011	4
ACST030	8
ACST031	2
ACST032	2
ACVL020	4
ACVL057	8
ACST057/058	8
ACVG45	2
ACVG31	4B + 4H -500
ACVG3*	4B + 4H -500



GLASMATEN DIMENSIONS DES VITRAGES GLASSMASSE GLASS SIZES	B1 - 50
	B2 - 50
	H1 - 50
	H2 - 50



zaagst1

KIPSCHUIF RAAM
FENETRE COULISSANTE A TRANSLATION
KIPP-SCHIEBE FENSTER
TILT SLIDING WINDOW

ZAAGTABELLEN - TABLES DE SCIAGES - ZUSCHNITT-TABELLEN - SAWING TABLES

VLEUGELBREEDTE	LARGEUR VANTAIL	BREITE FLUGEL	WIDTH SASH	AFMETINGENDIMENSIE ABMESSUNGSDIMENSION		
				<1280mm	1281mm>1880mm	
VASTE KADER	FIXE	FEST	FIXED	<2630mm	2631mm>3830mm	3831mm>6000mm
KIPSCHUIFBESLAG	FERRURE COULISSANTE A TRANSL	KIPP-SCHIEBE BESCHLAGE	TILT AND SLIDE FITTING	ACMX641L/RXX	ACMX642L/RXX	+ ACMX643XX
HANDGREEP ENKEL	POIGNEE	GRIFF	HANDLE	ACMX644L/RXX		
HANDGREEP AFSLUITBAAR	POIGNEE VERROUILLABLE	GRIFF ABSCHLIESBAR	HANDLE LOCKABLE	(ACMX646AN)		

TOEBEHOREN ACCESSOIRES
ZUBEHÖRTEILE ACCESSORIES

ACVL012/13	4
ACVL016/17	4
ACVL020	8
ACVL057	16
ACVG45	2
ACVL026	2
(ACVL034)	4
ACVL030	2FB+2FH
ACVL031	2FB+2FH
ACVG031	2B+4H
ACVG03*	2B+4H
ACVL029	4

GLASMATEN DIM. VITRAGE GLASSMASSE GLASS SIZES

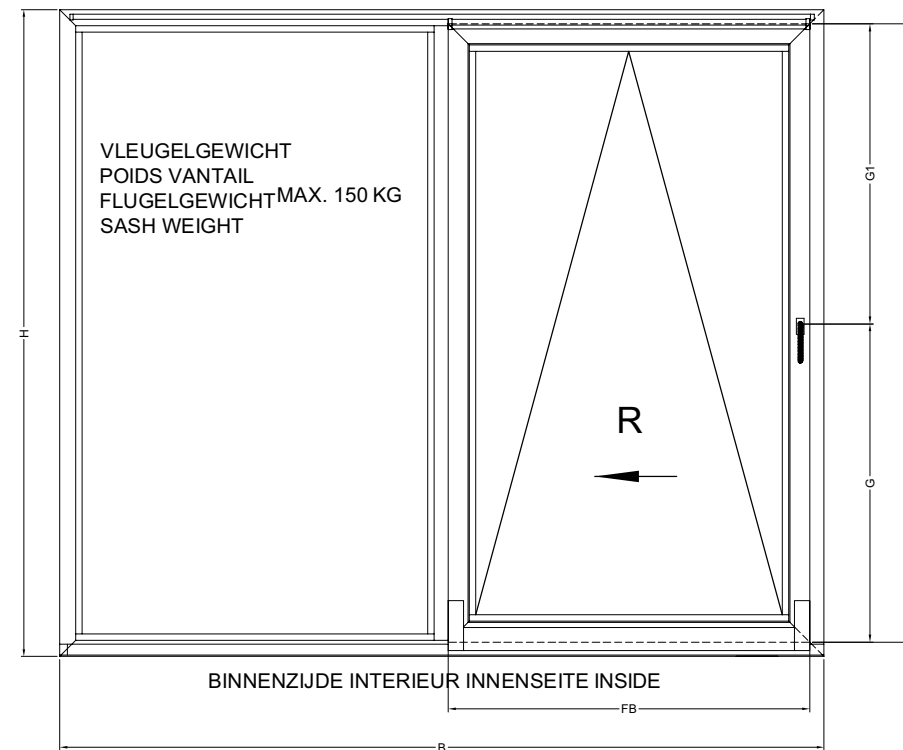
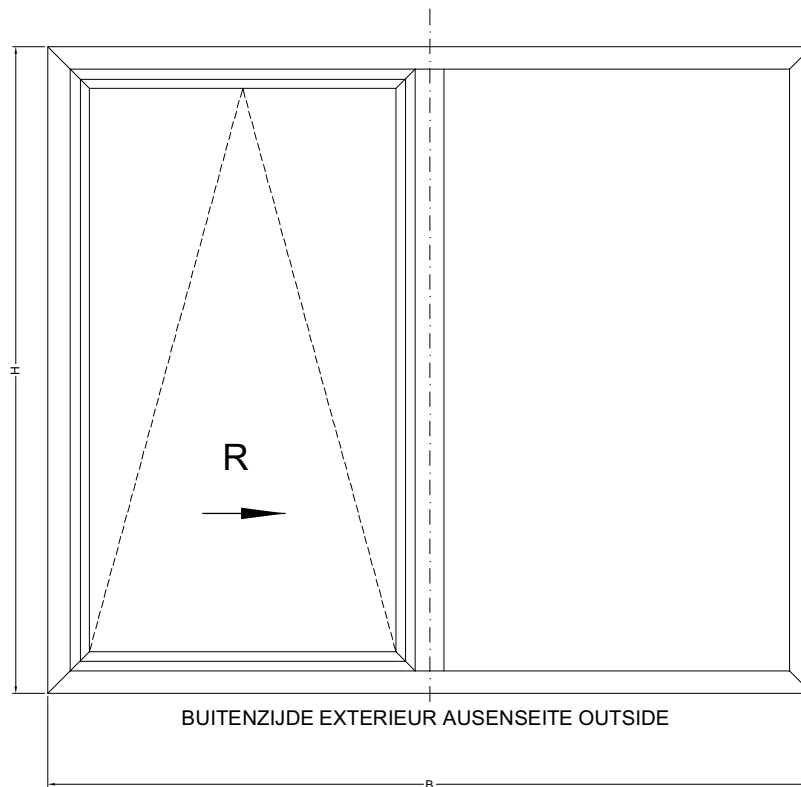
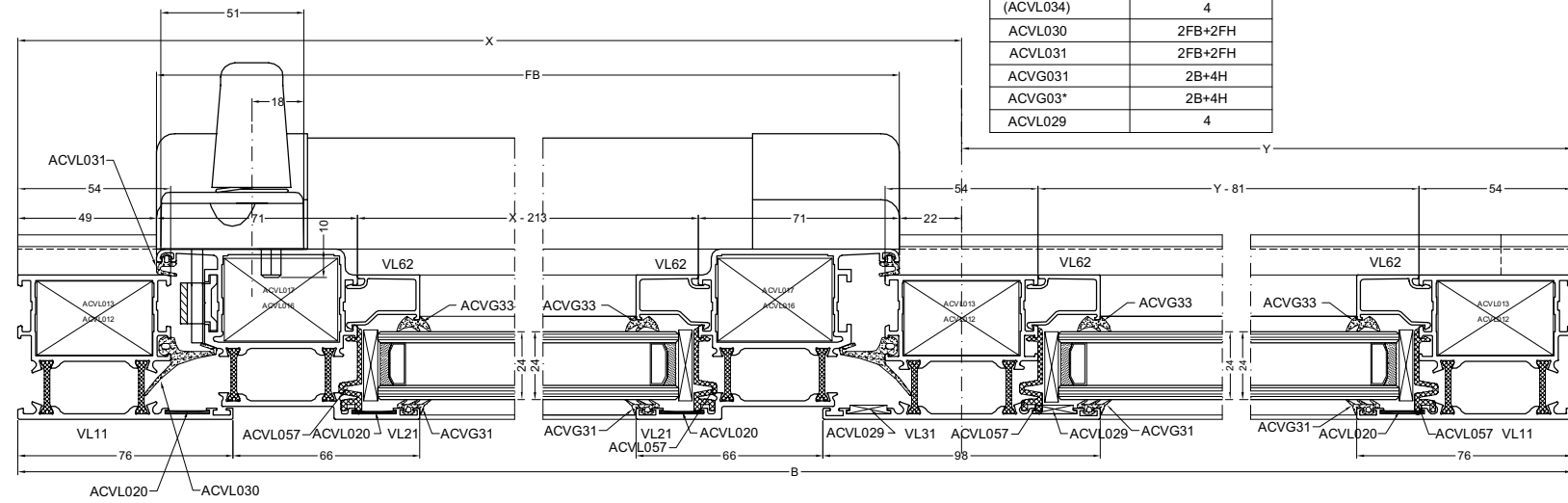
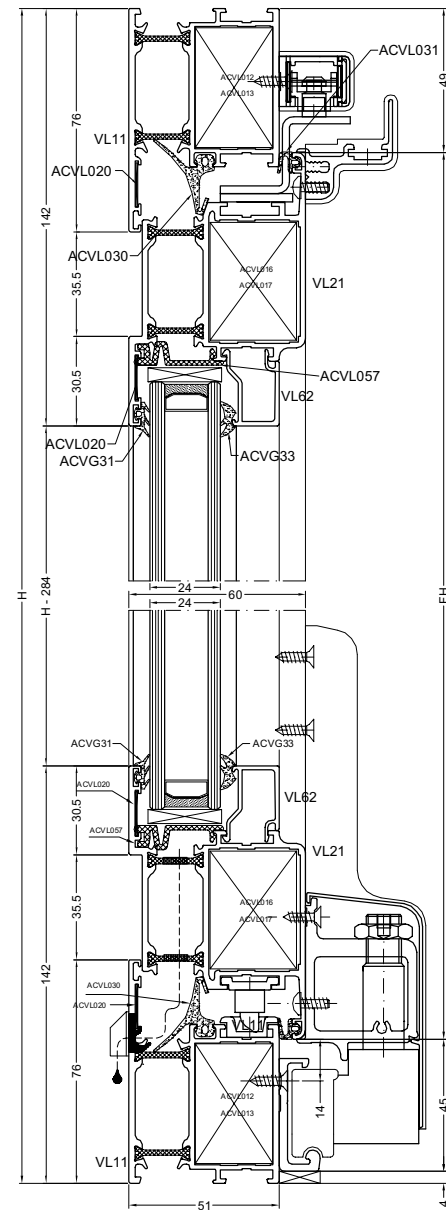
GLASMATEN DIMENSIONS DES VITRAGES GLASSMASSE GLASS SIZES	VLEUGEL VANTAIL FLUGEL SASH	X - 227 H - 254 Y - 95 H - 122
---	--------------------------------------	---

VLEUGELMAAT DIM VANTAIL FLUGELMASSE SASH SIZES

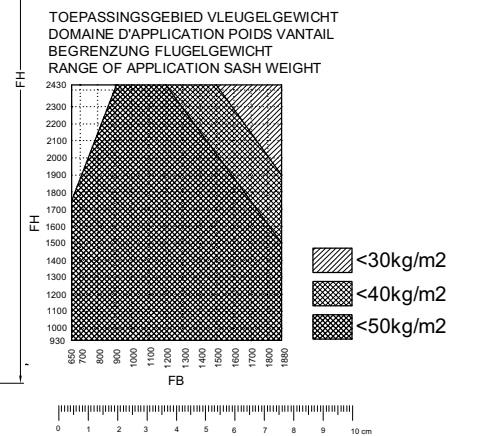
	FB =	X - 71
	FH =	H - 98

PROFIEN PROFILES PROFILE PROFILS

VL11	□	2	H
VL11	□	2	B
VL31	□	1	H - 108
VL21	□	2	H - 98
VL21	□	2	X - 71
VL6*	□	2	H - 284
VL6*	□	2	X - 213
VL6*	□	2	H - 152
VL6*	□	2	Y - 81
VL59	□	2	FB - 609
VL59	□	1	FH - 425
VL59	□	1	G1 - 412
VL59	□	1	G - 412



VLEUGELGEWICHT
POIDS VANTAIL
FLUGELGEWICHT MAX. 150 KG
SASH WEIGHT



KIPSCHUIF RAAM - 4 DELIG
 FENETRE COULISSANTE A TRANSLATION - 4 PARTS
 KIPP-SCHIEBE FENSTER - 4 TEILIG
 TILT SLIDING WINDOW - 4 PARTS

ZAAGTABELLEN - TABLES DE SCIAGES - ZUSCHNITT-TABELLEN - SAWING TABLES

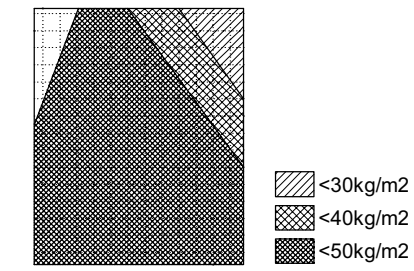
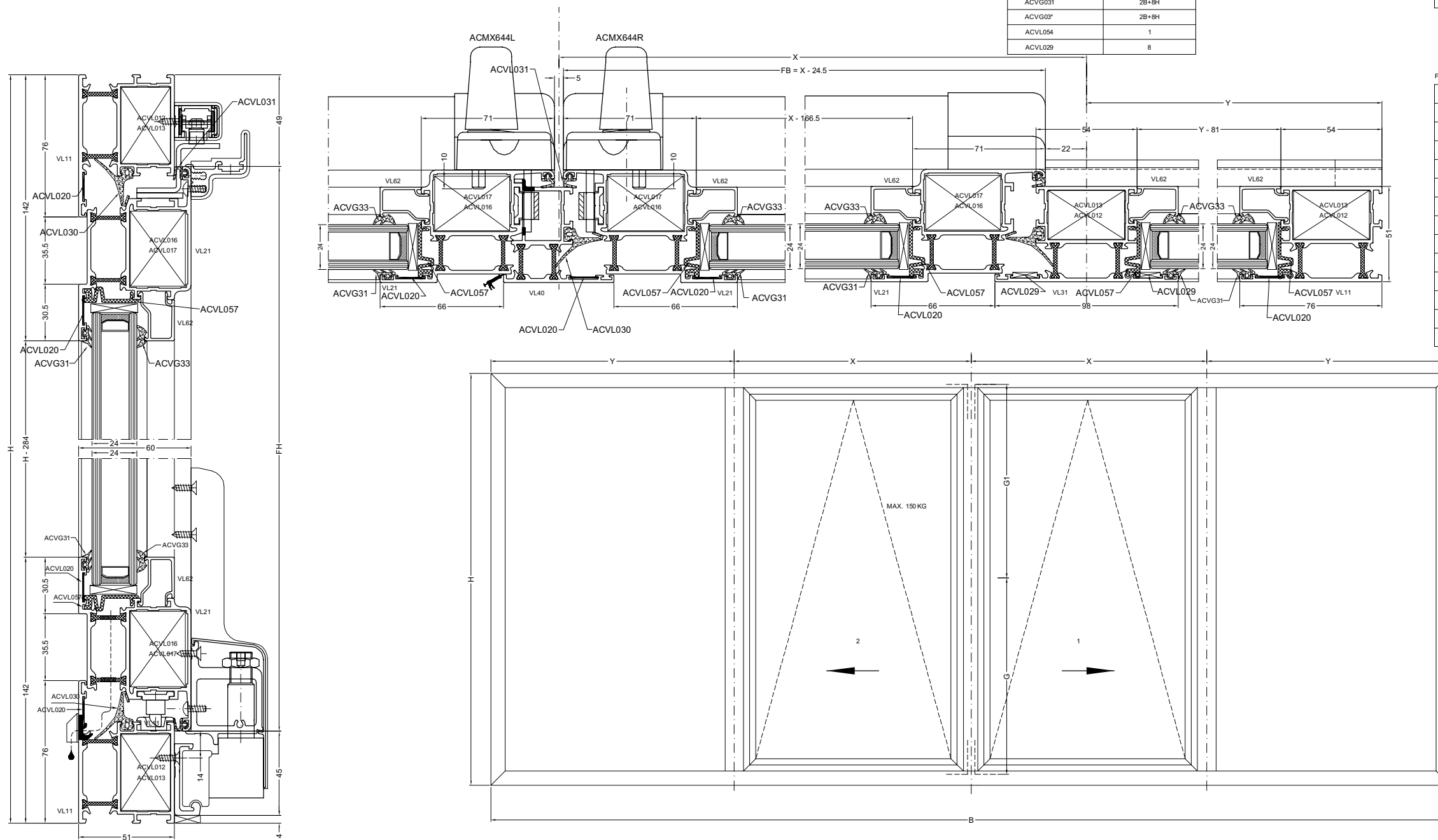
VLEUGELBREEDTE	LARGEUR VANTAIL	BREITE FLUGEL	WIDTH SASH	AFMETINGEN ABMESSUNG	DIMENSION DIMENSION
VASTE KADER	FIXE	FEST	FIXED	<1280mm	1281mm>1890mm
KIPSCHUIFBESLAG	FERRURE COULISSANTE A TRANSL	KIPP-SCHIEBE BESCHLAGE	TILT AND SLIDE FITTING	ACMX647 XX	ACMX648 XX
HANDGREEP ENKEL	POIGNEE	GRIFF	HANDLE	ACMX644L XX - ACMX644R XX	
HANDGREEP AFLUITBAAR	POIGNEE VERROUILLABLE	GRIFF ABSCHLESBAR	HANDLE LOCKABLE	2x (ACMX646AN)	

TOEBEHOREN ACCESSOIRES	ZUBEHÖRTEILE ACCESSORIES
ACVL012/13	4
ACVL016/17	8
ACVL020	12
ACVL057	32
ACVG45	4
ACVL026	4
(ACVL034)	8
ACVL030	4FB+4FH
ACVL031	4FB+4FH
ACVG031	2B+8H
ACVG03*	2B+8H
ACVL054	1
ACVL029	8

GLASMATEN DIM. VITRAGE	GLASMASSE	GLASS SIZES
VLEUGEL VANTAIL FLUGEL SASH	VAST FIXE FEST FIXED	X - 180.5 H - 254 Y - 95 H - 122

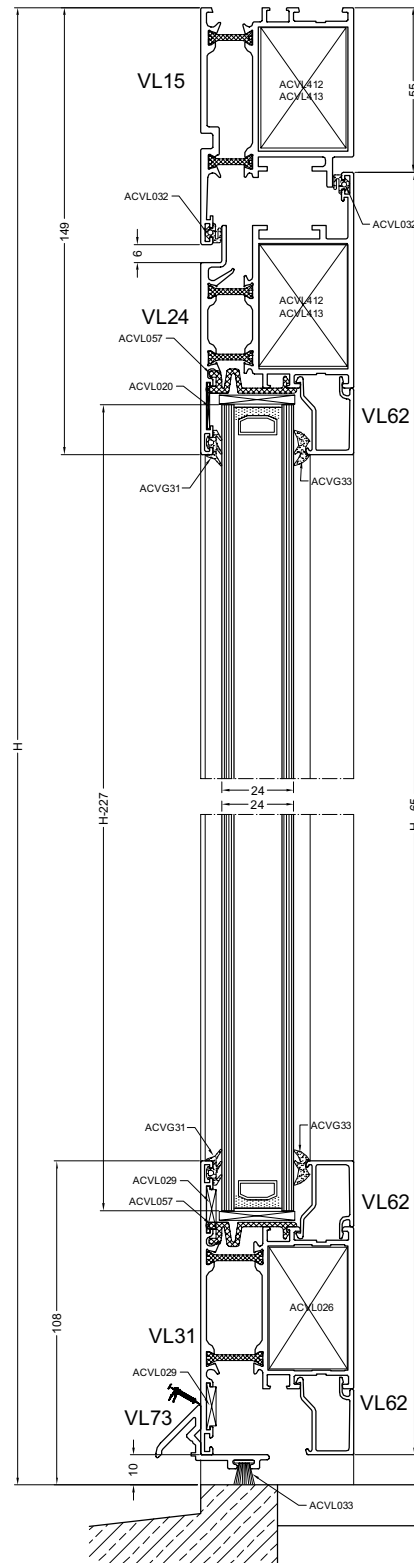
VLEUGELMAAT DIM VANTAIL	FLUGELMASSE SASH SIZES
	FB = X - 24.5 FH = H - 98

PROFIELN	PROFILES	PROFILE	PROFILS
VL11	2	H	
VL11	2	B	
VL31	2	H - 108	
VL21	4	H - 98	
VL21	4	X - 24.5	
VL40	1	H - 172	
VL6*	4	H - 284	
VL6*	4	X - 166.5	
VL6*	4	H - 152	
VL6*	4	Y - 81	
VL59	4	FB - 609	
VL59	2	FH - 425	
VL59	2	G1 - 412	
VL59	2	G - 412	



ENKELE DEUR NAAR BINNEN DRAAIEND MET VL24-VL31
 PORTE SIMPLE OUVRANT VERS L'INTERIEUR AVEC VL24-VL31
 ANSCHLAGTUR NACH INNEN OFFNEND MIT VL24-VL31
 SINGLE DOOR INSIDE OPENING WITH VL24-VL31

ZAAGTABELLEN - TABLES DE SCIAGES - ZUSCHNITT-TABELLEN - SAWING TABLES



PROFIELEN PROFILES PROFILE PROFILS

VL15	☐	1	☐	B
VL15	☐	1	☐	H
VL15	☐	1	☐	H
VL24	☐	1	☐	B - 110
VL24	☐	1	☐	H - 65
VL24	☐	1	☐	H - 65
VL31	☐	1	☐	B - 254
VL6*	☐	2	☐	B - 254
VL6*	☐	2	☐	H - 257
VL6*	☐	1	☐	B - 254

TOEBEHOREN ACCESSOIRES
ZUBEHÖRTEILE ACCESSOIRES

ACVL412/13	4
ACVL020	2
ACVL026	2
ACVL057	4
ACVG31	2H+2B-925
ACVG3*	2H+2B-925
ACVL402	2
ACVL715	1
ACMX01611	1
ACMX208	2
ACFA120	2
ACFA121	1/5
ACMX109	1
ACSG070	2
ACVL032	4H+2B-500
ACVL033	B-66
ACVL440	1 SET
ACVL029	4

GLASMATEN DIMENSIONS DES VITRAGES GLASSMASSE GLASS SIZES	B-268	1
	H-227	1

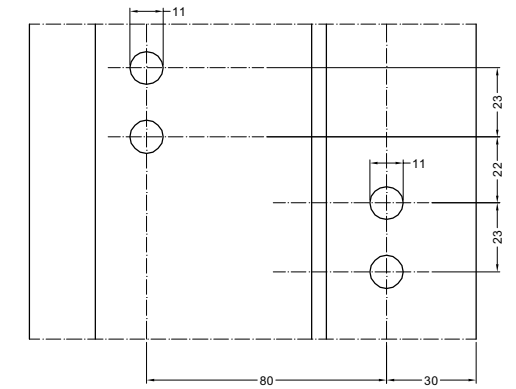
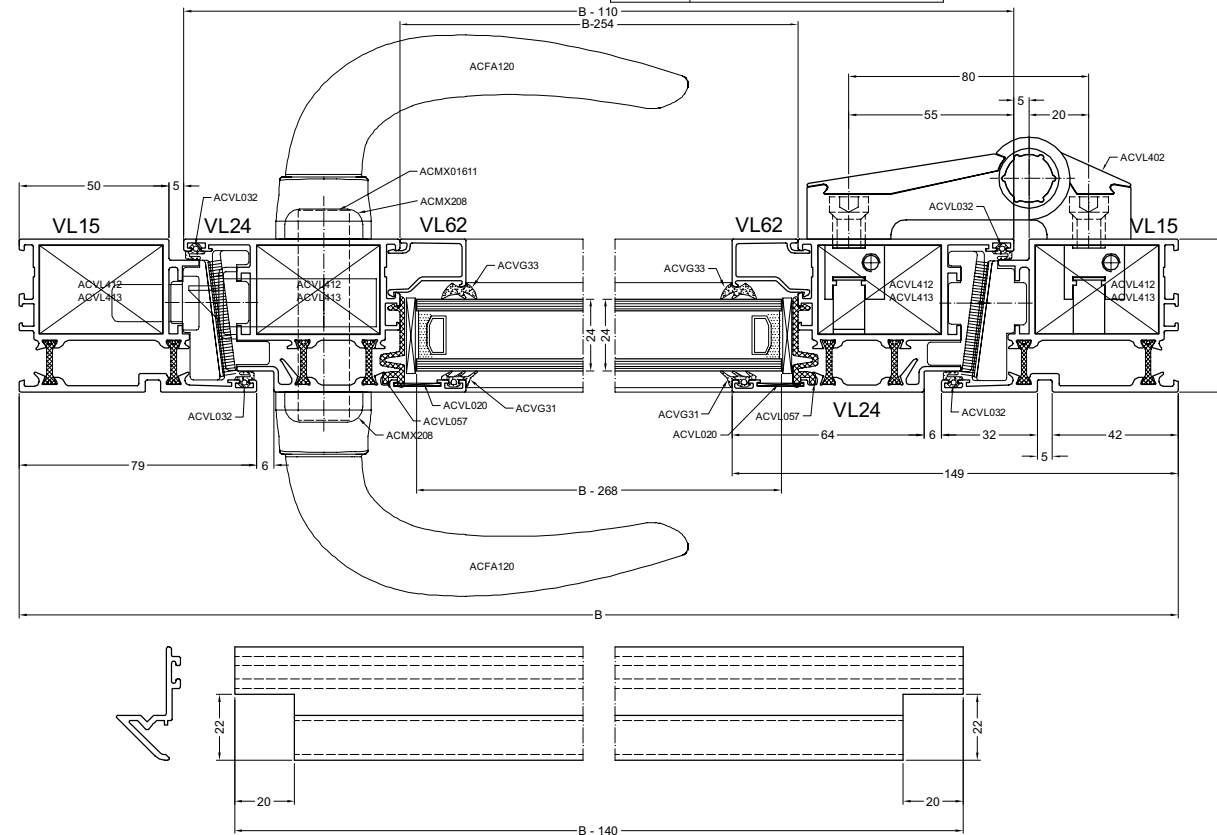
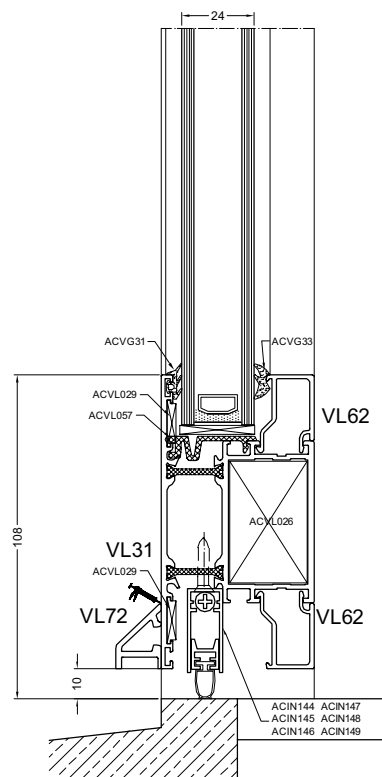
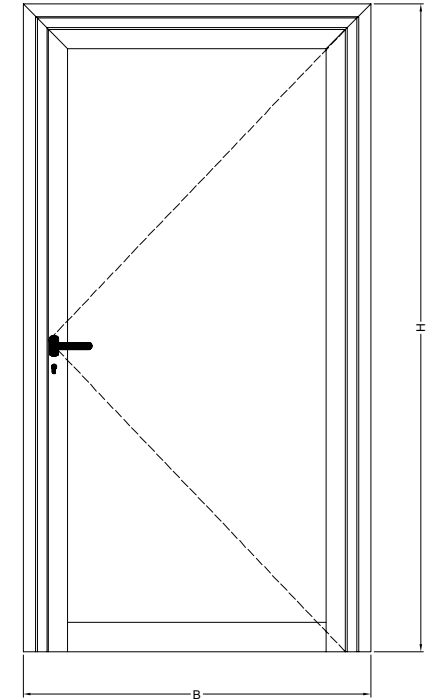
BORSTELDICHTUNG BRUSSE DESSOUS BURSTENDICHTUNG BRUSH FITTING

VL73	☐	1	B - 140
ACVL033	☐	1	B - 140
ACVL059	☐	1	

AUTOMATISCHE TOCHTAFSLUITER JOINT BAS DE PORTE AUTOMATIQUE
 AUTOMATISCHE TURDICHTUNG SELF OPERATING THRESHOLD

VL72	☐	1	B - 180
ACVL059	☐	1	
ACIN14*	☐	1	L=B-150

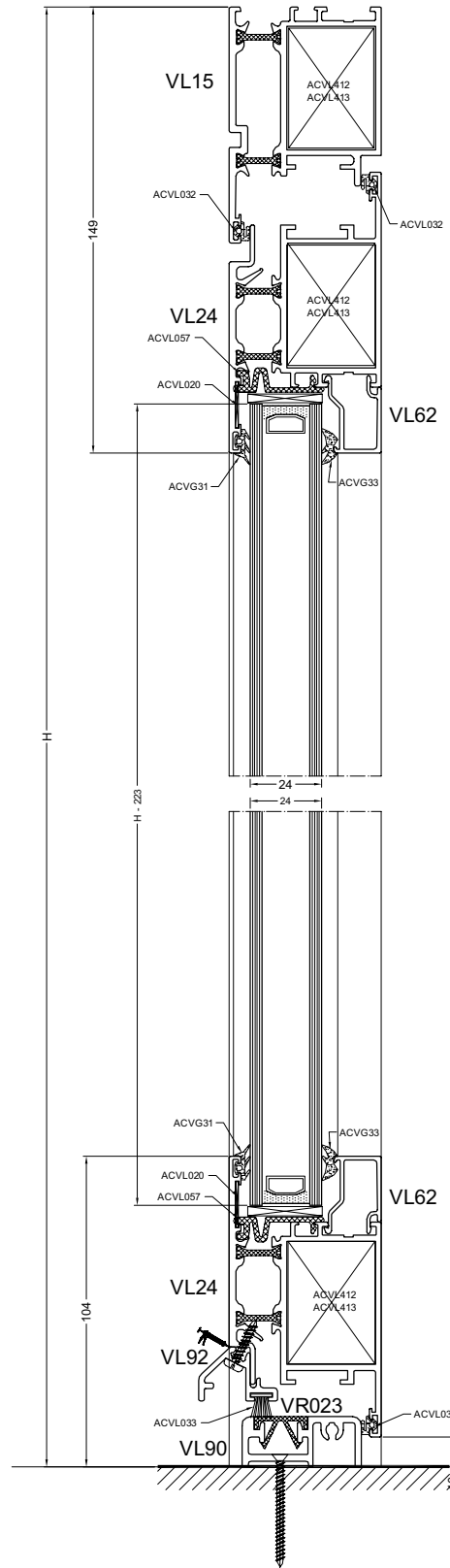
ACIN144	Lmin=600mm	Lmax=700mm
ACIN145	Lmin=701mm	Lmax=800mm
ACIN146	Lmin=801mm	Lmax=900mm
ACIN147	Lmin=901mm	Lmax=1000mm
ACIN148	Lmin=1001mm	Lmax=1100mm
ACIN149	Lmin=1101mm	Lmax=1200mm



AUTOMATISCHE TOCHTAFSLUITER JOINT BAS DE PORTE AUTOMATIQUE
 AUTOMATISCHE TURDICHTUNG SELF OPERATING THRESHOLD
 BORSTELDICHTUNG BRUSSE DESSOUS BURSTENDICHTUNG BRUSH FITTING

ENKELE DEUR NAAR BINNEN DRAAIEND MET VL24-VL90
PORTE SIMPLE OUVRANT VERS L'INTERIEUR AVEC VL24-VL90
ANSCHLAGTUR NACH INNEN OFFNEND MIT VL24-VL90
SINGLE DOOR INSIDE OPENING WITH VL24-VL90

ZAAGTABELLEN - TABLES DE SCIAGES - ZUSCHNITT-TABELLEN - SAWING TABLES



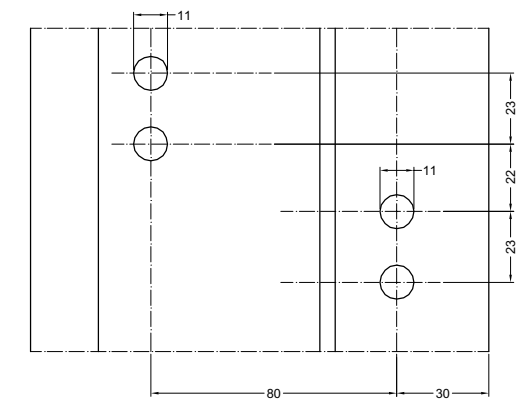
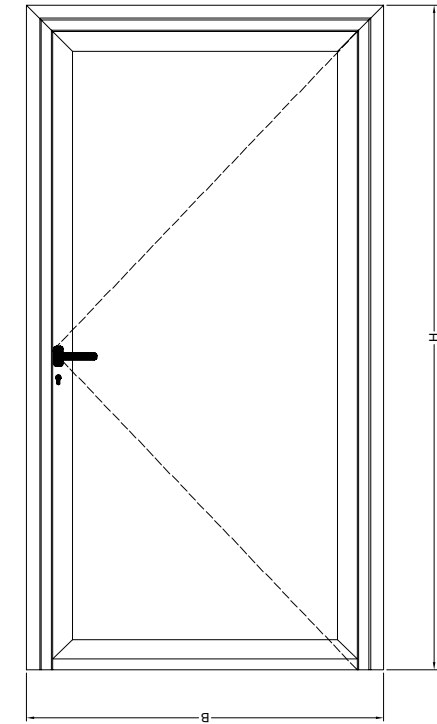
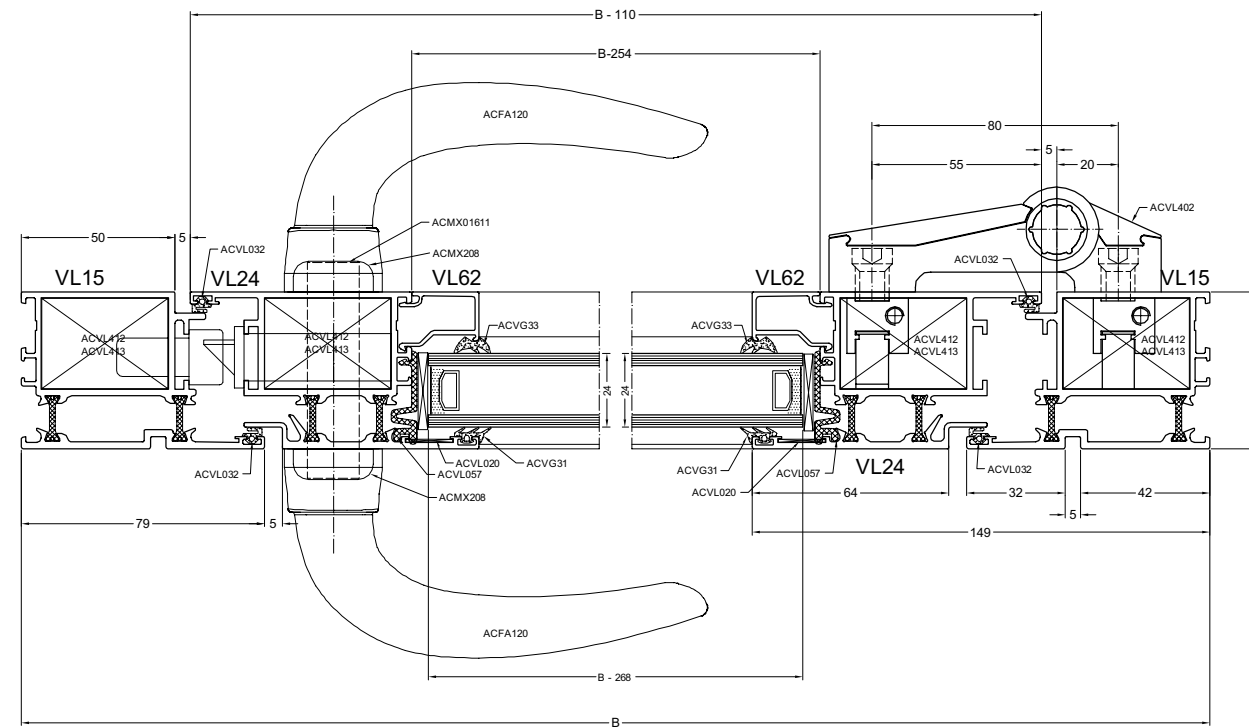
PROFIELEN PROFILES PROFILE PROFILS

VL15		1		B
VL15		1		H
VL15		1		H
VL24		2		B - 110
VL24		2		H - 65
VL6*		2		B - 254
VL6*		2		H - 253
VL90		1		B - 109
VL92		1		B - 170
VR023		1		B - 109

TOEBEHOREN ACCESSOIRES
ZUBEHÖRTEILE ACCESSOIRES

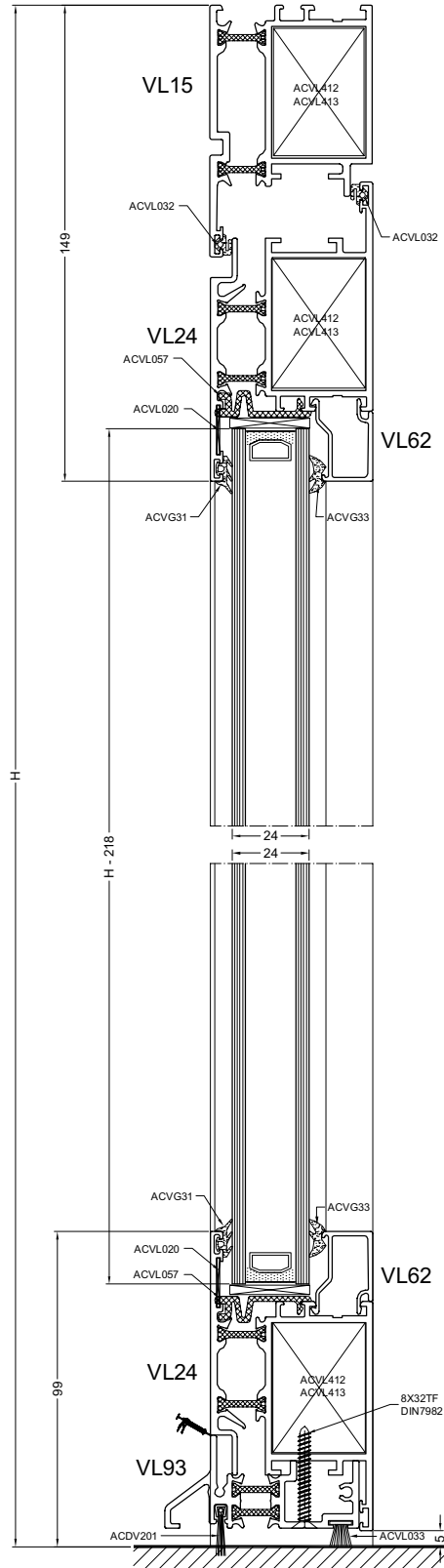
ACVL412/13	6
ACVL020	4
ACVL057	4
ACVG31	2H+2B-916
ACVG3*	2H+2B-916
ACVL402	2
ACVL715	1
ACMX01611	1
ACMX208	2
ACFA120	2
ACFA121	1/5
ACSG070	2
ACMX109	1
ACVL032	4H+2B-500
ACVL033	B-144

GLASMATEN DIMENSIONS DES VITRAGES GLASMASSE GLASS SIZES	B-268	1
	H-223	1



ENKELE DEUR NAAR BINNEN DRAAIEND MET VL24-VL93
 PORTE SIMPLE OUVRANT VERS L'INTERIEUR AVEC VL24-VL93
 ANSCHLAGTUR NACH INNEN OFFNEND MIT VL24-VL93
 SINGLE DOOR INSIDE OPENING WITH VL24-VL93

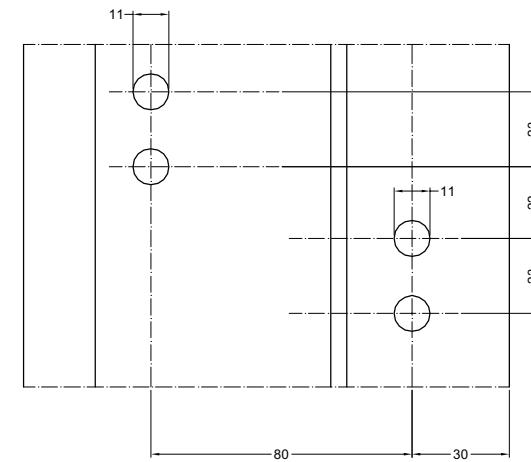
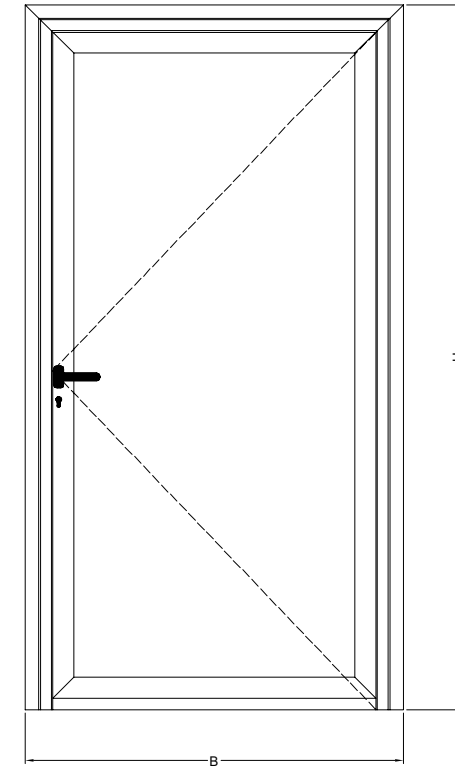
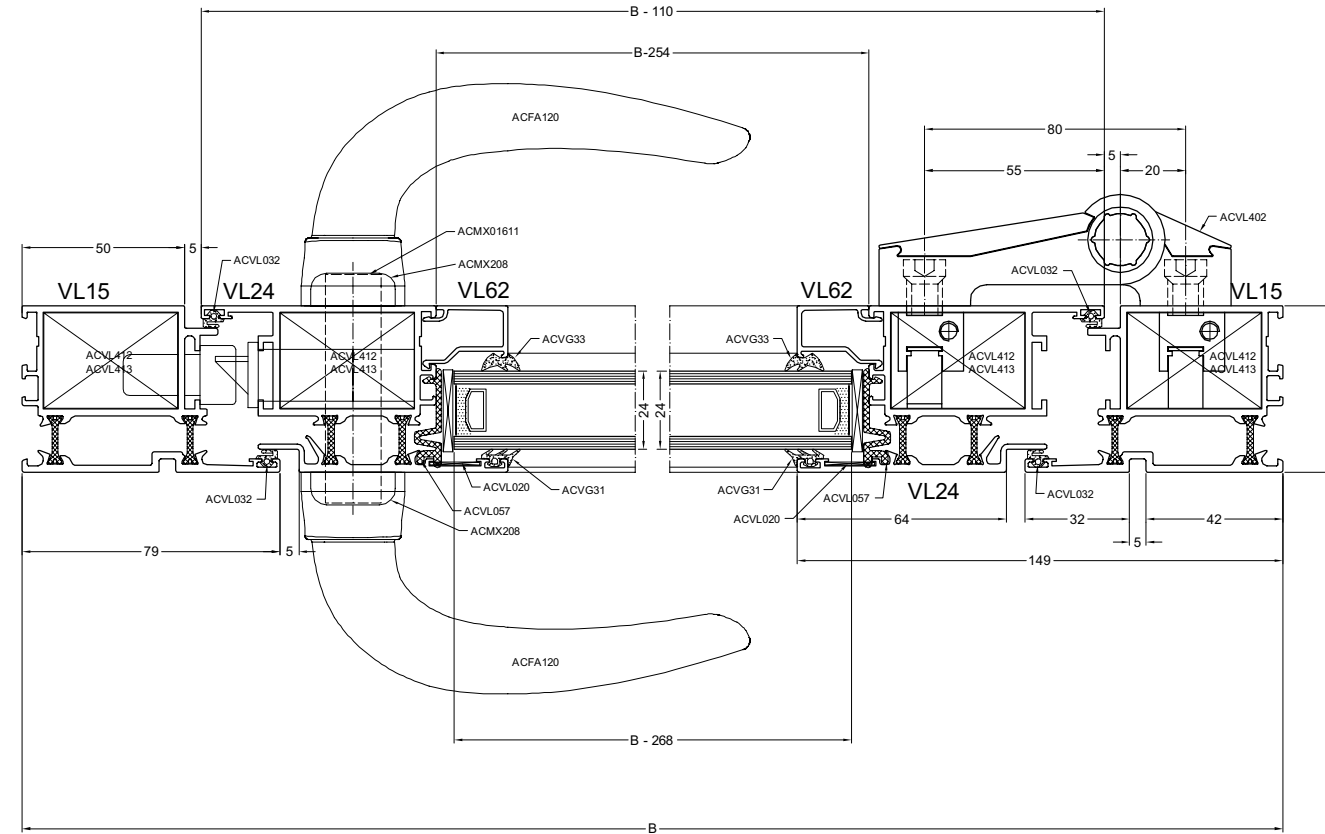
ZAAGTABELLEN - TABLES DE SCIAGES - ZUSCHNITT-TABELLEN - SAWING TABLES



PROFIELEN	PROFILES	PROFILE	PROFILS	
VL15		1		B
VL15		1		H
VL15		1		H
VL24		2		B - 110
VL24		2		H - 60
VL6*		2		B - 254
VL6*		2		H - 248
VL93		1		B - 144

TOEBEHOREN	ACCESSOIRES	ZUBEHORTEILE	ACCESSOIRES
ACVL412/13	6		
ACVL020	4		
ACVL057	4		
ACVG31	2H+2B-916		
ACVG3*	2H+2B-916		
ACVL402	2		
ACVL715	1		
ACMX01611	1		
ACMX208	2		
ACFA120	2		
ACFA121	1/5		
ACSG070	2		
ACMX109	1		
ACVL032	4H+2B-500		
ACVL033	B-144		
ACDV201	B-144		

GLASMATEN	DIMENSIONS DES VITRAGES	GLASMASSE	GLASS SIZES
	B-268	1	
	H-218	1	



ENKELE DEUR NAAR BINNEN DRAAIEND MET VL22
 PORTE SIMPLE OUVRANT VERS L'INTERIEUR AVEC VL22
 ANSCHLAGTUR NACH INNEN OFFNEND MIT VL22
 SINGLE DOOR INSIDE OPENING WITH VL22

ZAAGTABELLEN - TABLES DE SCIAGES - ZUSCHNITT-TABELLEN - SAWING TABLES

PROFIELN PROFILES PROFILE PROFILS

VL11		1		B
VL11		1		H
VL11		1		H
VL22		1		B - 98
VL22		1		H - 59
VL22		1		H - 59
VL31		1		B - 240
VL6*		2		B - 240
VL6*		2		H - 250
VL6*		1		B - 240

GLASMATEN DIMENSIONS DES VITRAGES GLASSMASSE GLASS SIZES	B - 254 H - 220
---	--------------------

TOEBEHOREN ACCESSOIRES
ZUBEHORTEILE ACCESSORIES

ACVL012/13	4
ACVL026	2
ACVL020	4
ACVL057	4
ACVG31	2H+2B-450
ACVG3*	2H+2B-450
ACMX102	2
ACVL707	1
ACVL117	1
ACMX208	2
ACFA120	1 OF/OU 2
ACMX109	1
ACVL031	2H+B-190
ACVL032	2H+B-190
ACVL145	1 Set
ACVL029	4

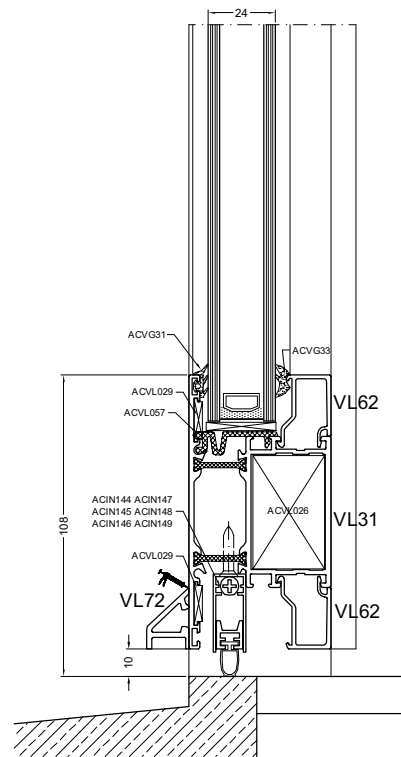
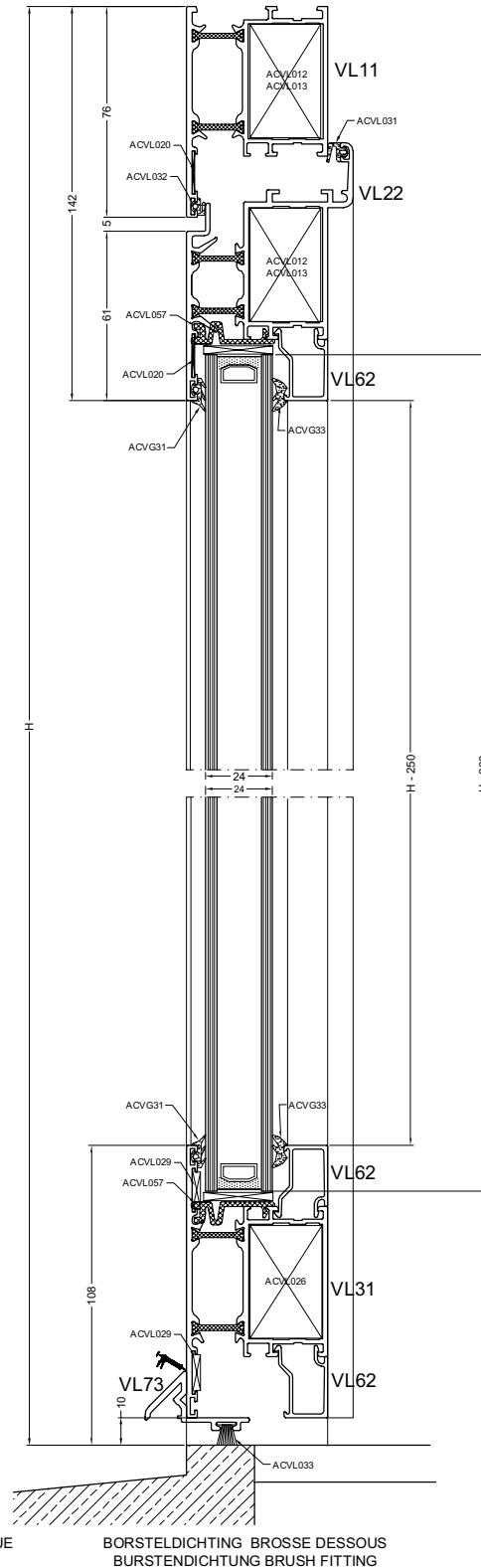
BORSTELDICHTING BRASSE DESSOUS BURSTENDICHTUNG BRUSH FITTING

VL73		1	B - 132
ACVL033		1	B - 132
ACVL059		1	

AUTOMATISCHE TOCHTAFSLUITER JOINT BAS DE PORTE AUTOMATIQUE
 AUTOMATISCHE TURDICHTUNG SELF OPERATING THRESHOLD

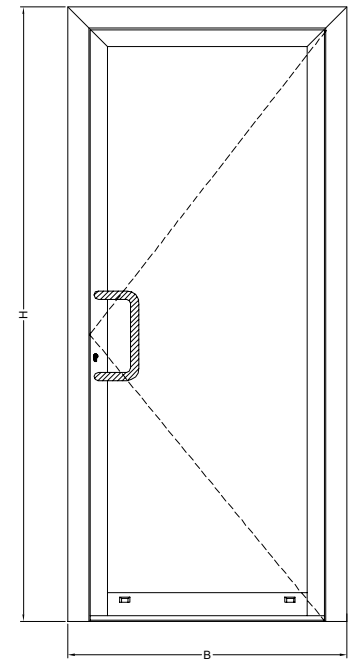
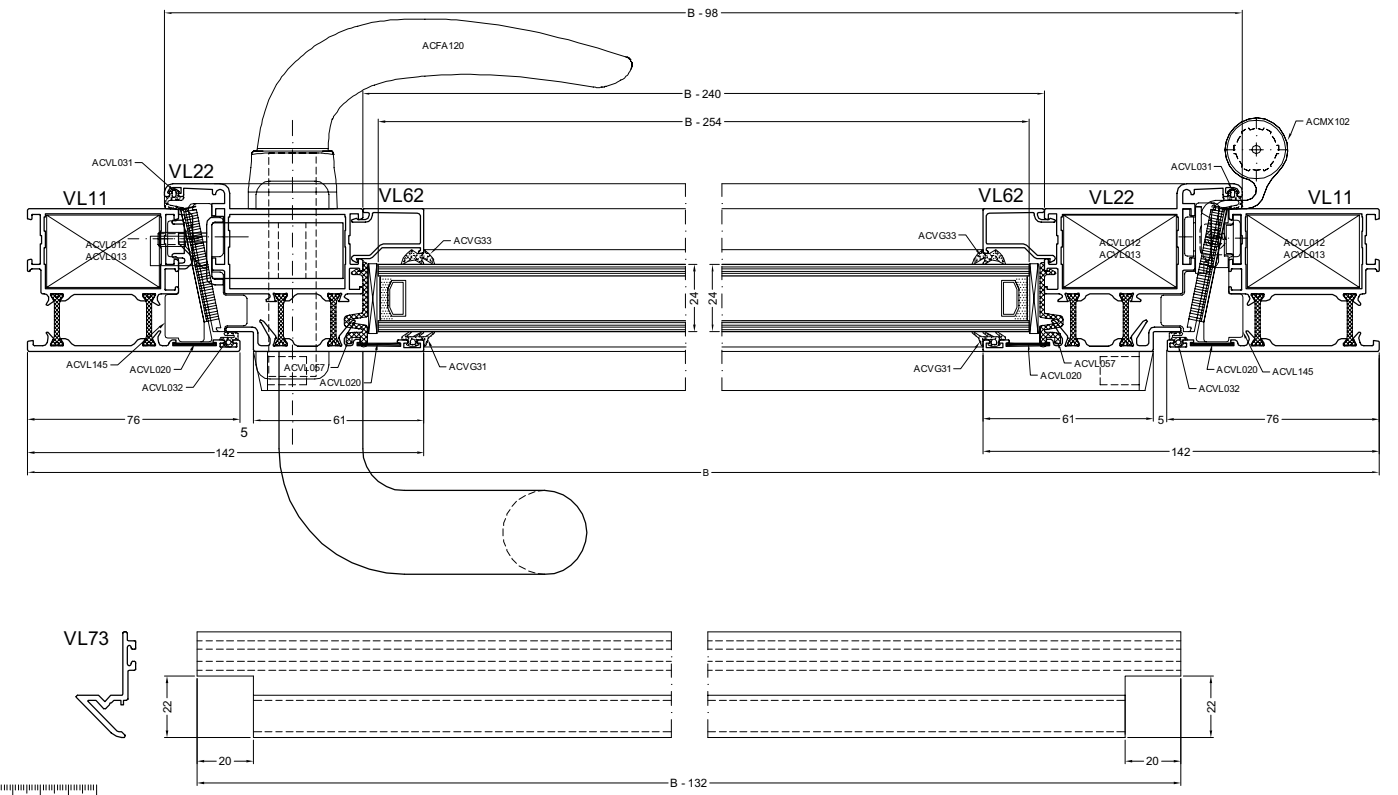
VL72		1	B - 172
ACVL059		1	
ACIN14*		1	L=B-140

ACIN144	Lmin=600mm	Lmax=700mm
ACIN145	Lmin=701mm	Lmax=800mm
ACIN146	Lmin=801mm	Lmax=900mm
ACIN147	Lmin=901mm	Lmax=1000mm
ACIN148	Lmin=1001mm	Lmax=1100mm
ACIN149	Lmin=1101mm	Lmax=1200mm




AUTOMATISCHE TOCHTAFSLUITER JOINT BAS DE PORTE AUTOMATIQUE
 AUTOMATISCHE TURDICHTUNG SELF OPERATING THRESHOLD

BORSTELDICHTING BRASSE DESSOUS BURSTENDICHTUNG BRUSH FITTING



ENKELE DEUR NAAR BINNEN DRAAIEND MET VL22 EN VL95
PORTE SIMPLE OUVRANT VERS L'INTERIEUR AVEC VL22 ET VL95
ANSCHLAGTUR NACH INNEN OFFNEND MIT VL22 UND VL95
SINGLE DOOR INSIDE OPENING WITH VL22 AND VL95

ZAAGTABELLEN - TABLES DE SCIAGES - ZUSCHNITT-TABELLEN - SAWING TABLES



PROFIELN PROFILS PROFILE PROFILES

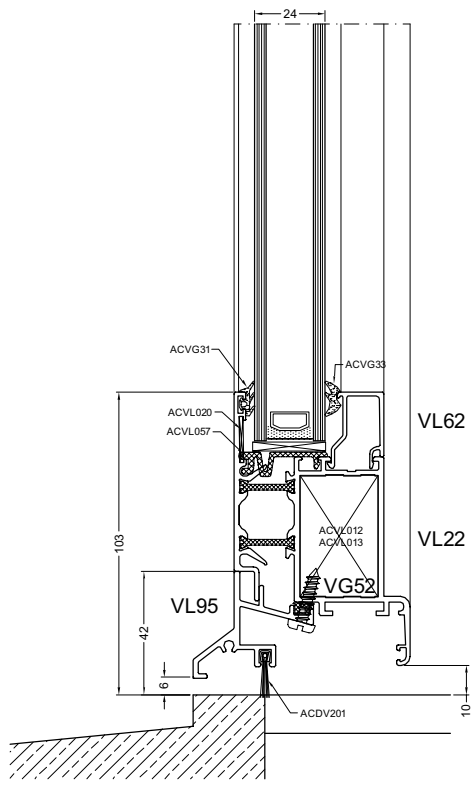
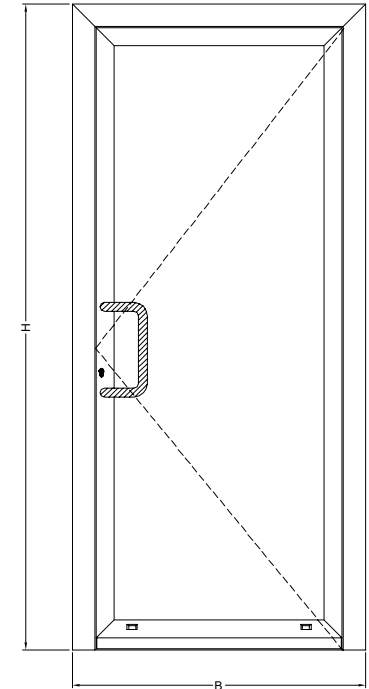
VL10		1		B
VL10		1		H
VL10		1		H
VL22		2		B - 46
VL22		2		H - 33
VL95		1		B - 114
VL6*		2		B - 188
VL6*		2		H - 219
VG52		1		B - 114

GLASMATEN DIMENSIONS DES VITRAGES	B - 202
GLASMASSE GLASS SIZES	H - 189


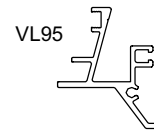
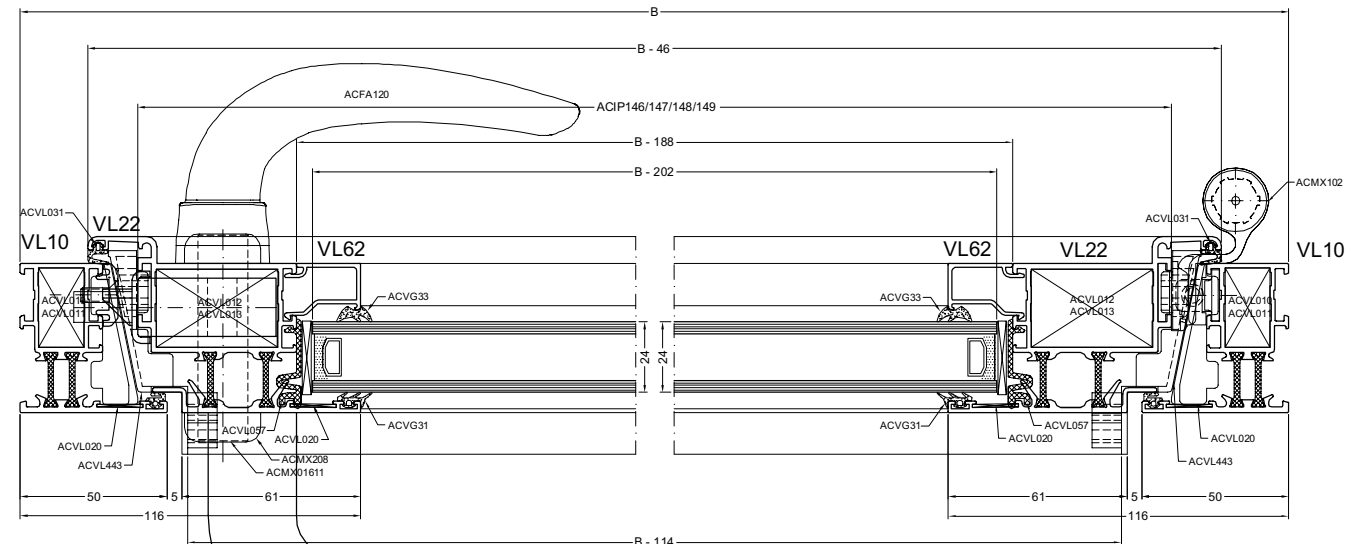
ACIP146/147/148/149	1	L=B-80
ACIP146	Lmin=560mm	Lmax=710mm
ACIP147	Lmin=685mm	Lmax=835mm
ACIP148	Lmin=810mm	Lmax=960mm
ACIP149	Lmin=935mm	Lmax=1085mm

TOEBEHOREN ACCESSOIRES
ZUBEHÖRTEILE ACCESSORIES

ACVL010/11	2
ACVL012/13	4
ACVL020	6
ACVL057	4
ACVG31	2H+2B-700
ACVG3*	2H+2B-700
ACMX102	2
ACVL707	1
ACMX01611	1
ACMX208	2
ACFA120	1 OF/OU 2
ACFA121	1/5
ACSG070	2
ACMX109	1
ACVL031	2H+B-100
ACVL032	2H+B-100
ACDV201	B-80
ACVL443	1 Set
ACVG45	2



BORSTELDICHTING BRASSE DESSOUS BURSTENDICHTUNG BRUSH FITTING



ENKELE DEUR NAAR BUITEN DRAAIEND MET VL25-VL31
PORTE SIMPLE OUVRANT VERS L'EXTERIEUR AVEC VL25-VL31
ANSCHLAGTUR NACH AUSSEN OFFNEND MIT VL25-VL31
SINGLE DOOR OUTSIDE OPENING WITH VL25-VL31

ZAAGTABELLEN - TABLES DE SCIAGES - ZUSCHNITT-TABELLEN - SAWING TABLES

TOEBEHOREN ACCESSOIRES ZUBEHÖRTEILE ACCESSORIES

VL14		1		B
VL14		1		H
VL14		1		H
VL25		1		B - 96
VL25		1		H - 58
VL25		1		H - 58
VL31		1		B - 254
VL6*		2		B - 254
VL6*		2		H - 257
VL6x		1		B - 254

TOEBEHOREN ACCESSOIRES
ZUBEHÖRTEILE ACCESSORIES

ACVL412/13	4
ACVL020	2
ACVL026	2
ACVL057	4
ACVG31	2H+2B-925
ACVG3*	2H+2B-925
ACVL404	2
ACVL415	1
ACMX01611	1
ACMX208	2
ACFA120	2
ACFA121	1/5
ACSG070	2
ACMX109	1
ACVL032	4H+2B-500
ACVL033	B-66
ACVL441	1 SET
ACVL029	4

GLASMATEN
DIMENSIONS DES VITRAGES B - 268
GLASSMASSE
GLASS SIZES H - 227

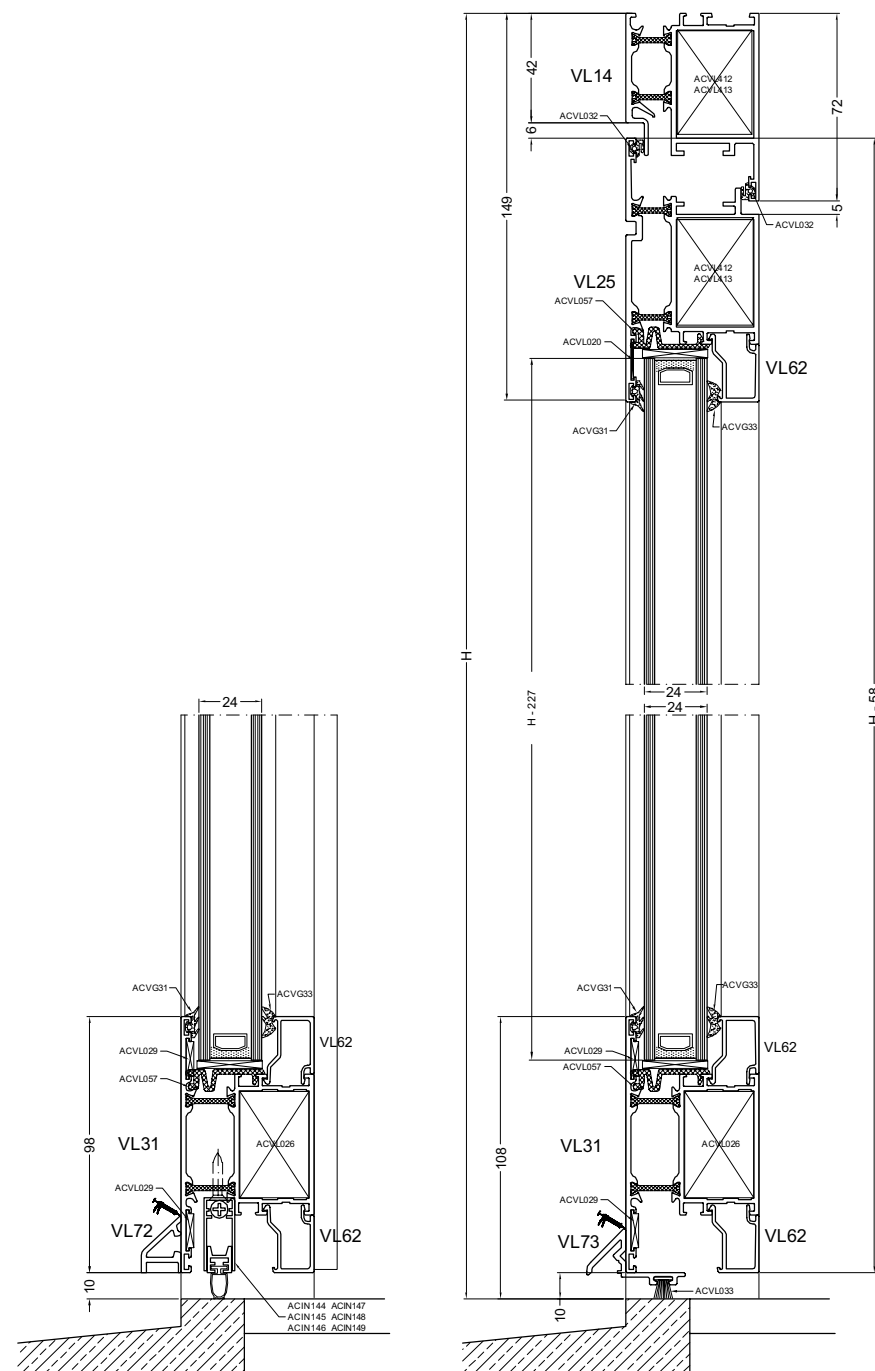
BORSTELDICHTUNG BRASSE DESSOUS BURSTENDICHTUNG BRUSH FITTING

VL73		1	B-106
ACVL033		1	B-106
ACVL059		1	

AUTOMATISCHE TOCHTAFSLUITER JOINT BAS DE PORTE AUTOMATIQUE
AUTOMATISCHE TURDICHTUNG SELF OPERATING THRESHOLD

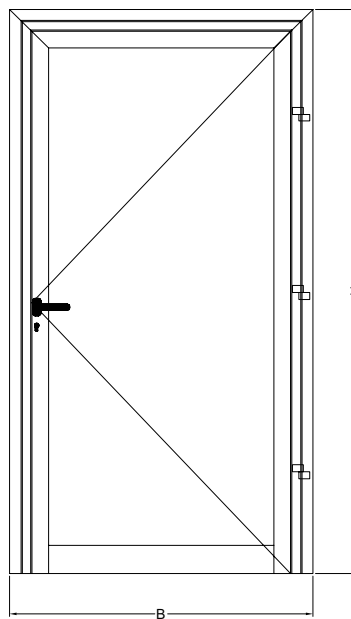
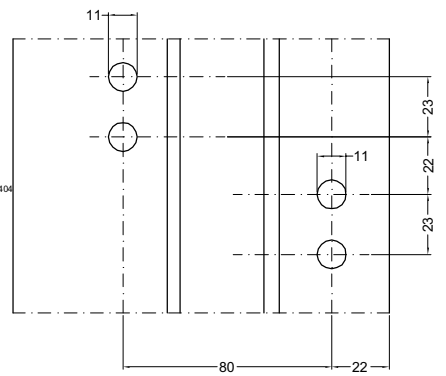
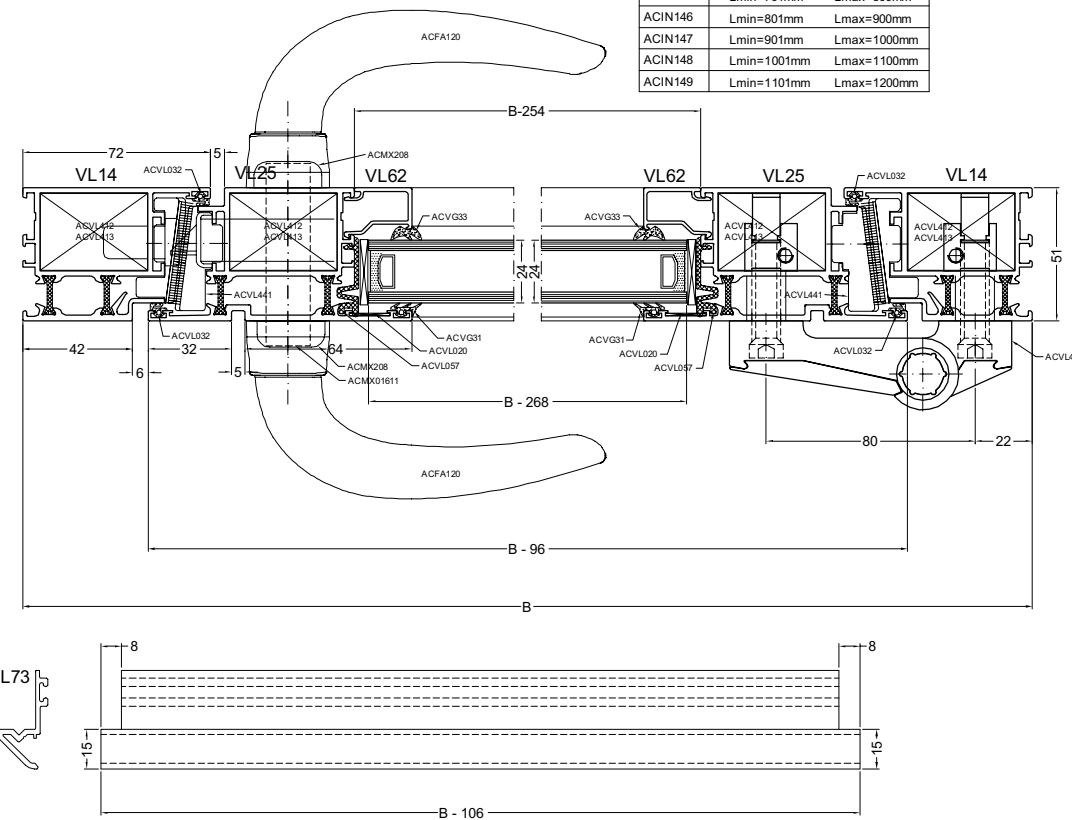
VL72		1	B-106
ACVL059		1	
ACIN14*		1	L=B-140

ACIN144	Lmin=600mm	Lmax=700mm
ACIN145	Lmin=701mm	Lmax=800mm
ACIN146	Lmin=801mm	Lmax=900mm
ACIN147	Lmin=901mm	Lmax=1000mm
ACIN148	Lmin=1001mm	Lmax=1100mm
ACIN149	Lmin=1101mm	Lmax=1200mm



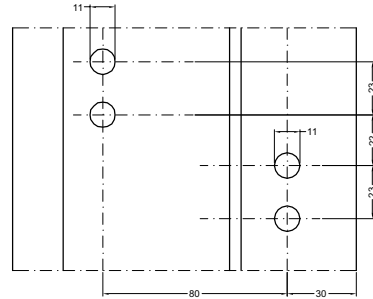
AUTOMATISCHE TOCHTAFSLUITER JOINT BAS DE PORTE AUTOMATIQUE
AUTOMATISCHE TURDICHTUNG SELF OPERATING THRESHOLD

BORSTELDICHTUNG BRASSE DESSOUS BURSTENDICHTUNG BRUSH FITTING



DUBBELE DEUR NAAR BINNEN DRAAIEND MET VL24-VL31
 DOUBLE PORTE OUVRANT VERS L'INTERIEUR AVEC VL24-VL31
 DOPPELT TUR NACH INNEN OFFNEND MIT VL24-VL31
 DOUBLE DOOR INSIDE OPENING WITH VL24-VL31

ZAAGTABELLEN - TABLES DE SCIAGES - ZUSCHNITT-TABELLEN - SAWING TABLES

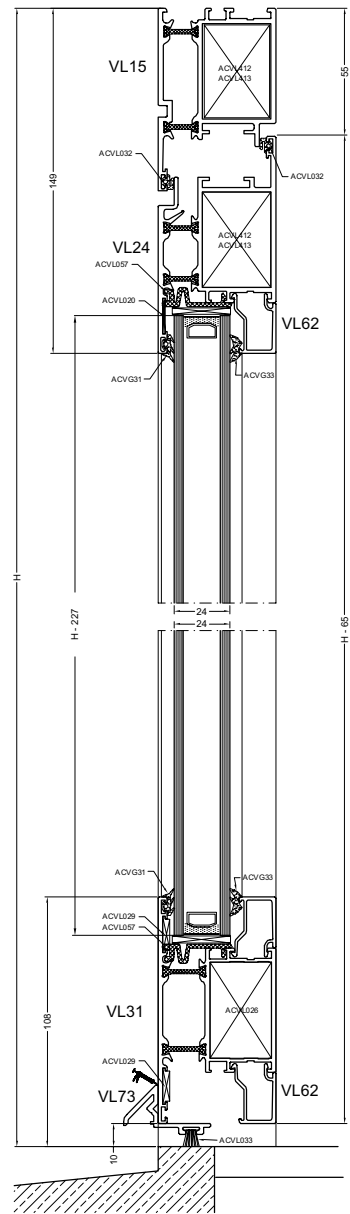
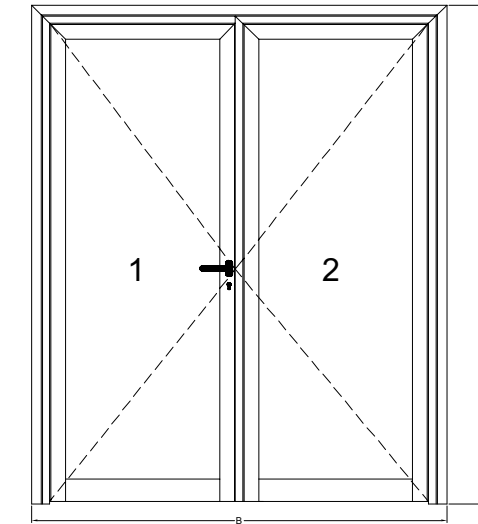


PROFIELN PROFILES PROFILE PROFILS

VL15		1	B
VL15		1	H
VL15		1	H
VL24		2	B/2-47
VL24		1	H - 65
VL24		2	H - 65
VL25		1	H-58
VL31		2	B/2-191
VL6*		4	B/2-191
VL6*		4	H - 257
VL6*		2	B/2-191

TOEBEHOREN ACCESSOIRES
ZUBEHÖRTEILE ACCESSORIES

ACVL412/13	6
ACVL020	4
ACVL028	4
ACVL057	8
ACVG31	4H+2B-1390
ACVG3*	4H+2B-1390
ACVL402	4
ACVL715	1
ACMX01611	1
ACMX208	2
ACFA120	2
ACFA121	1/5
ACSG070	2
ACMX109	1
ACVL032	6H+2B-600
ACVL033	B-66
ACVL440	1 SET
ACVL442	1 SET
ACVL029	8
ACVL432	2
ACVL434	1
ACIP427	1



BORSTELDICHTING BRASSE DESSOUS BURSTENDICHTUNG BRUSH FITTING

VL73		1	B/2-77
VL73		1	B/2-60
ACVL033		1	B/2-77
ACVL033		1	B/2-60
ACVL059		2	

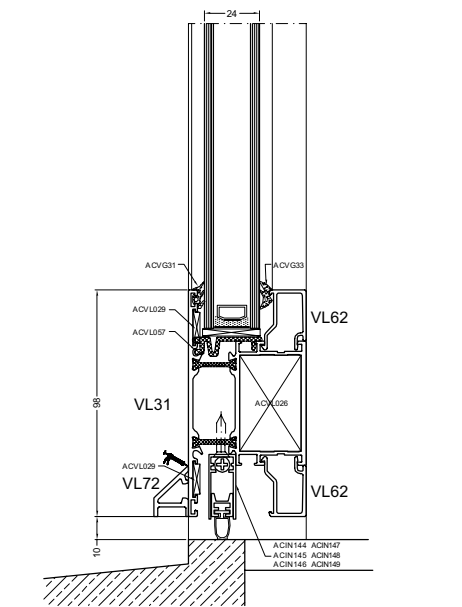
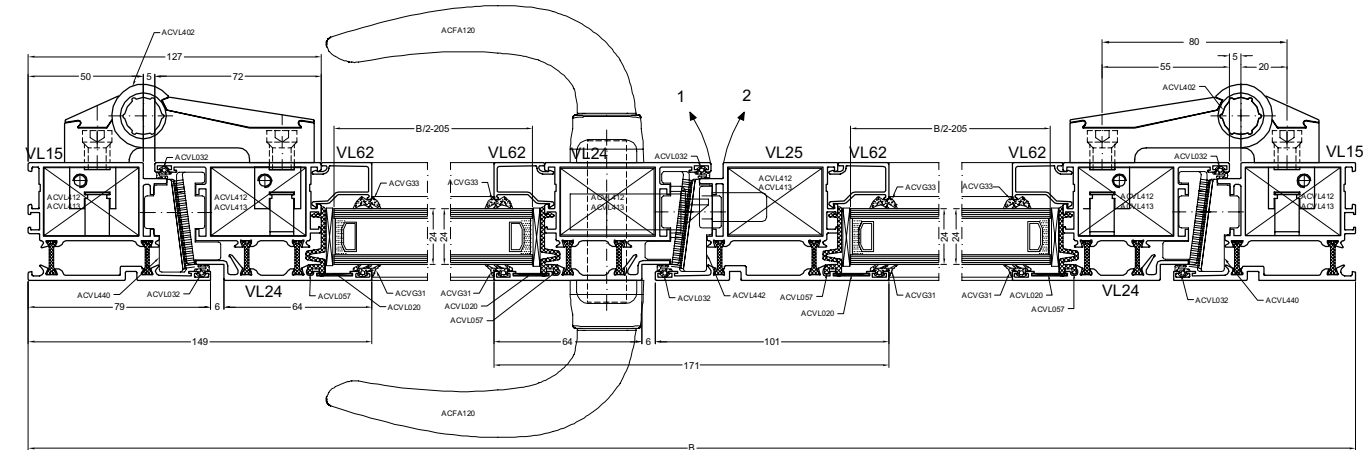
AUTOMATISCHE TOCHTAFSLUITER JOINT BAS DE PORTE AUTOMATIQUE
AUTOMATISCHE TURDICHTUNG SELF OPERATING THRESHOLD

VL72		1	B/2-117
VL72		1	B/2-80
ACVL059		2	
ACIN14*		1	L=B/2-67
ACIN14*		1	L=B/2-82

ACIN144	Lmin=600mm	Lmax=700mm
ACIN145	Lmin=701mm	Lmax=800mm
ACIN146	Lmin=801mm	Lmax=900mm
ACIN147	Lmin=901mm	Lmax=1000mm
ACIN148	Lmin=1001mm	Lmax=1100mm
ACIN149	Lmin=1101mm	Lmax=1200mm

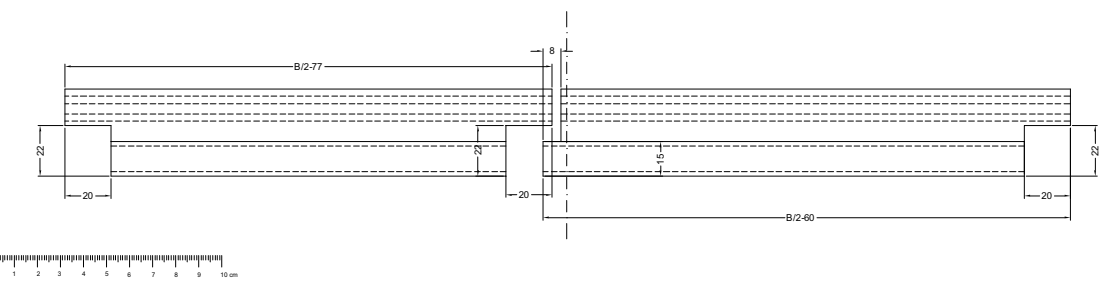
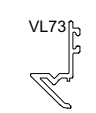
GLASMATEN
DIMENSIONS DES VITRAGES
GLASSMASSE
GLASS SIZES

B/2 - 205
H - 224



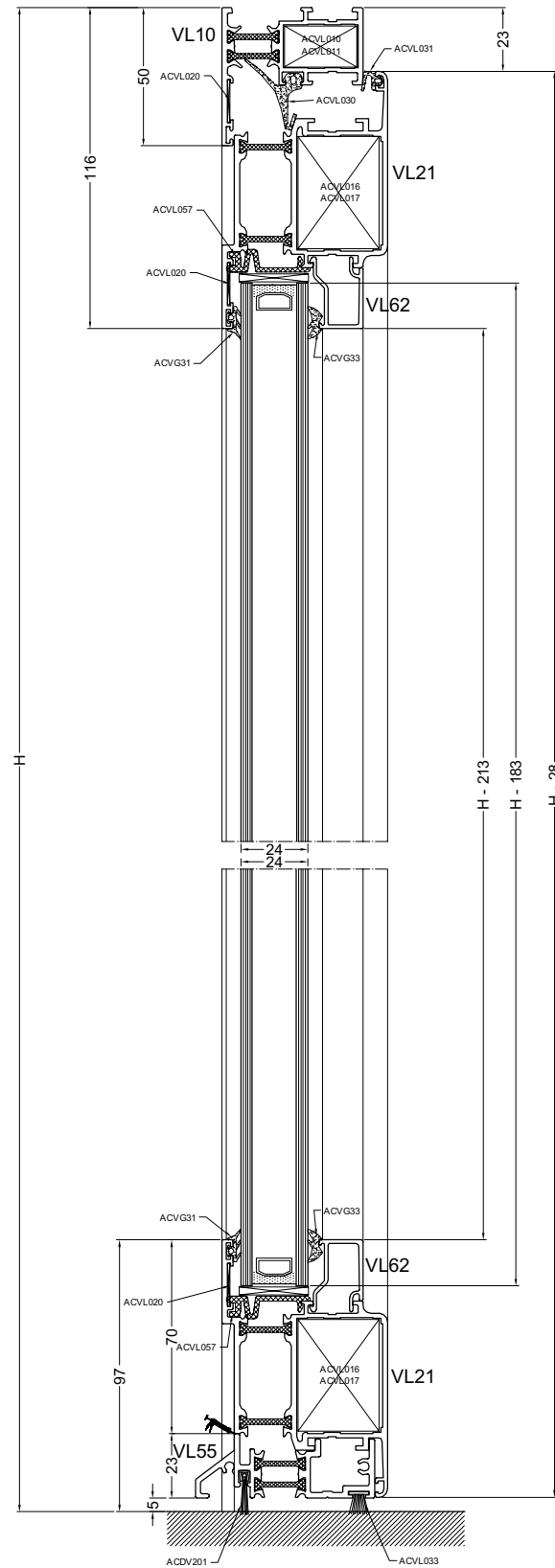
AUTOMATISCHE TOCHTAFSLUITER JOINT BAS DE PORTE AUTOMATIQUE
AUTOMATISCHE TURDICHTUNG SELF OPERATING THRESHOLD

BORSTELDICHTING BRASSE DESSOUS BURSTENDICHTUNG BRUSH FITTING



DUBBELE DEUR NAAR BINNEN DRAAIEND MET VL21
DOUBLE PORTE OUVRANT VERS L'INTERIEUR AVEC VL21
DOPPELT TUR NACH INNEN OFFNEND MIT VL21
DOUBLE DOOR INSIDE OPENING WITH VL21

ZAAGTABELLEN - TABLES DE SCIAGES - ZUSCHNITT-TABELLEN - SAWING TABLES



PROFIELEN PROFILES PROFILE PROFILS

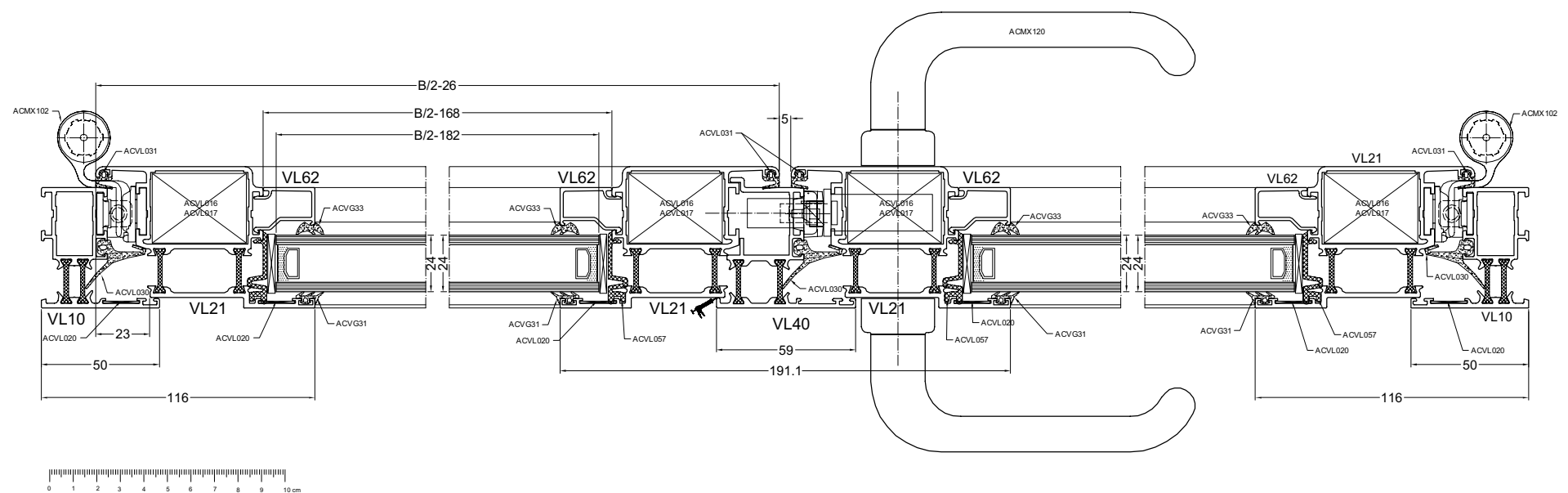
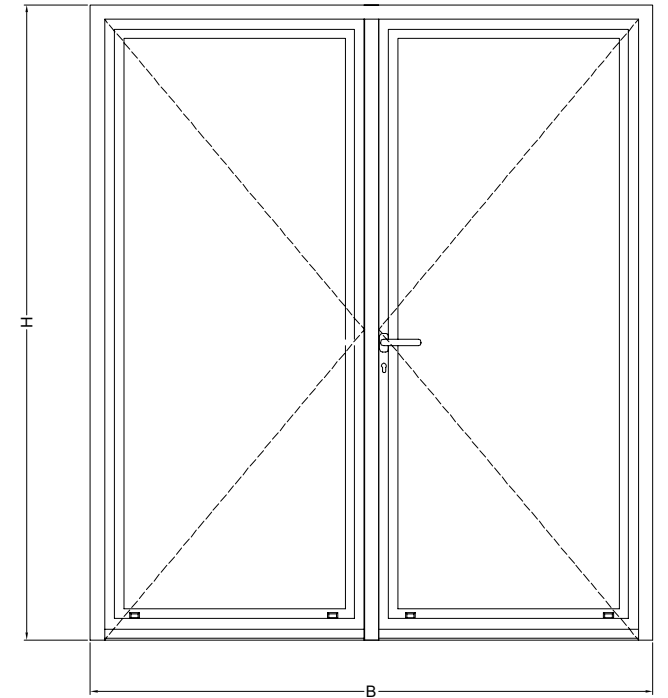
VL10		1		B
VL10		1		H
VL10		1		H
VL21		4		B/2-26
VL21		4		H - 28
VL40		1		H - 65
VL55		2		B/2-60
VL6*		4		B/2-168
VL6*		4		H - 214

TOEBEHOREN ACCESSOIRES
ZUBEHÖRTEILE ACCESSORIES

ACVL010/11	2
ACVL016/17	8
ACVL020	10
ACVL057	8
ACVG31	4H+2B-1155
ACVG3*	4H+2B-1155
ACMX102	4
ACVL705	1
ACMX01612	1
ACMX208	2
ACMX120	2
ACMX109	1
ACVL031	4H+B-163
ACVL030	3H+B-163
ACVL033	B - 120
ACDV201	B - 120
ACVL054	1
ACVL432	2
ACVL434	1
ACIP427	1

GLASMATEN
DIMENSIONS DES VITRAGES
GLASSMASSE
GLASS SIZES

B/2-182
H - 183



DUBBELE DEUR NAAR BINNEN DRAAIEND MET VL22-VL31
 DOUBLE PORTE OUVRANT VERS L'INTERIEUR AVEC VL22-VL31
 DOPPELT TUR NACH INNEN OFFNEND MIT VL22-VL31
 DOUBLE DOOR INSIDE OPENING WITH VL22-VL31

ZAAGTABELLEN - TABLES DE SCIAGES - ZUSCHNITT-TABELLEN - SAWING TABLES

PROFIELEN PROFILES PROFILE PROFILS

VL11		1		B
VL11		1		H
VL11		1		H
VL22		1		H - 59
VL22		2		B/2 - 38
VL22		2		H - 59
VL23		1		H - 54
VL31		2		B/2 - 180
VL6*		4		B/2 - 180
VL6*		4		H - 250
VL6*		2		B/2-180

TOEBEHOREN ACCESSOIRES
ZUBEHÖRTEILE ACCESSORIES

ACVL012/13	6
ACVL020	6
ACVL026	4
ACVL426	1
ACVL057	8
ACVG31	4H+2B-1700
ACVG3*	4H+2B-1700
ACMX102	4
ACVL705	1
ACVL117	1
ACMX208	2
ACFA120	2
ACFA121	1/5
ACMX109	1
ACSG070	2
ACVL032	3H+B-200
ACVL031	3H+B-200
ACVL033	B-66
ACVL127	1240
ACVL127	L=H-1476
ACVL428	1
ACVL429	1
ACVL145	1
ACVL146	1
ACVL029	8

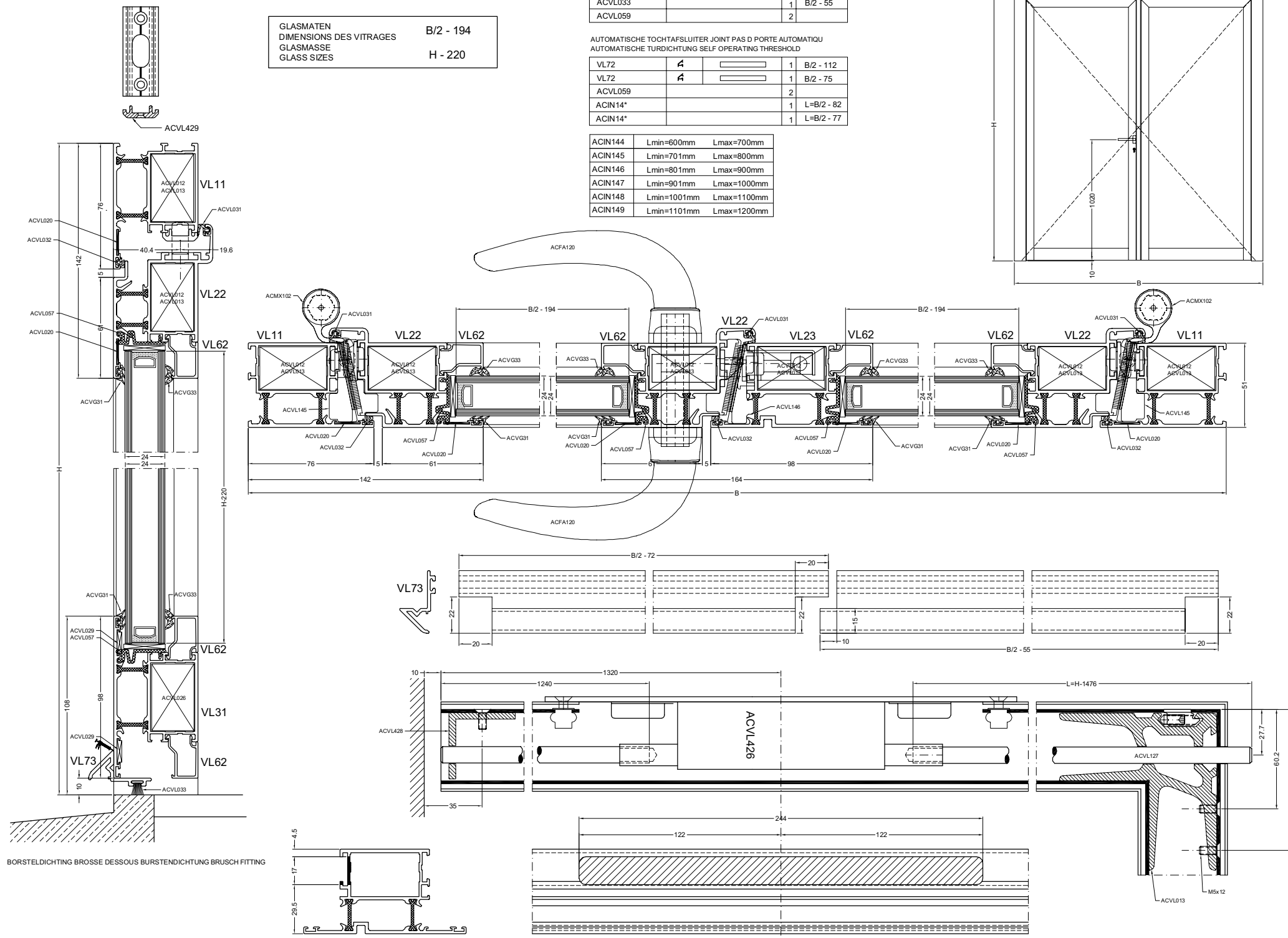
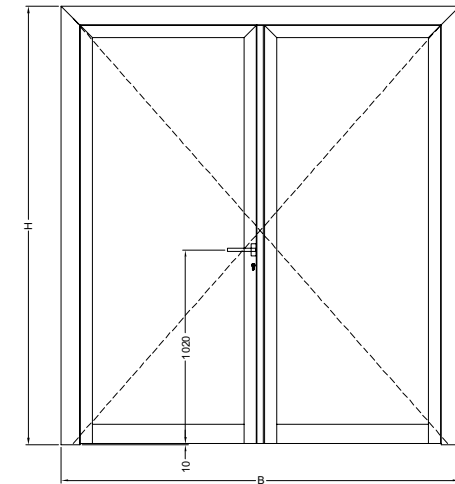
BORSTELDICHTING BRUSSE DESSOUS BURSTENDICHTUNG BRUSCH FITTING

VL73			1	B/2 - 72
VL73			1	B/2 - 55
ACVL033			1	B/2 - 72
ACVL033			1	B/2 - 55
ACVL059			2	

AUTOMATISCHE TOCHTAFSLUITER JOINT PAS D PORTE AUTOMATIQUE
AUTOMATISCHE TURDICHTUNG SELF OPERATING THRESHOLD

VL72			1	B/2 - 112
VL72			1	B/2 - 75
ACVL059			2	
ACIN14*			1	L=B/2 - 82
ACIN14*			1	L=B/2 - 77

ACIN144	Lmin=600mm	Lmax=700mm
ACIN145	Lmin=701mm	Lmax=800mm
ACIN146	Lmin=801mm	Lmax=900mm
ACIN147	Lmin=901mm	Lmax=1000mm
ACIN148	Lmin=1001mm	Lmax=1100mm
ACIN149	Lmin=1101mm	Lmax=1200mm

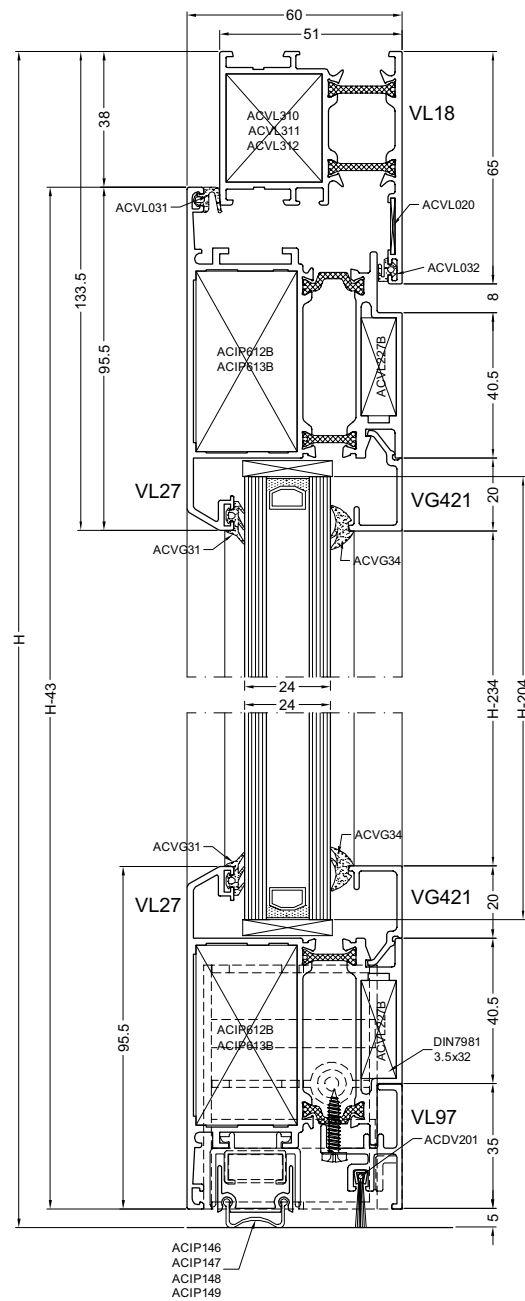


AUTOMATISCHE TOCHTAFSLUITER JOINT PAS D PORTE AUTOMATIQUE
AUTOMATISCHE TURDICHTUNG SELF OPERATING THRESHOLD

BORSTELDICHTING BRUSSE DESSOUS BURSTENDICHTUNG BRUSCH FITTING

DUBBELE NAAR BUITEN DRAAIENDE DEUR MET VL18 EN VL27
PORTE DOUBLE OUVRANT EXTERIEUR AVEC VL18 ET VL27
ANSCHLAGTUR NACH AUSSEN OFFNEND MIT VL18 UND VL27
OUTSIDE OPENING DOOR WITH VL18 AND VL27

ZAAGTABELLEN - TABLES DE SCIAGES - ZUSCHNITT-TABELLEN - SAWING TABLES



PROFIELEN PROFILES PROFILE PROFILS

VL18		1		H
VL18		1		H
VL18		1		B
VL27		4		B/2 - 40.5
VL27		4		H - 43
TL041		1		H - 80
VG4*		4		B/2 - 191.5
VG4*		4		H - 234
VL97		2		B/2 - 114.5

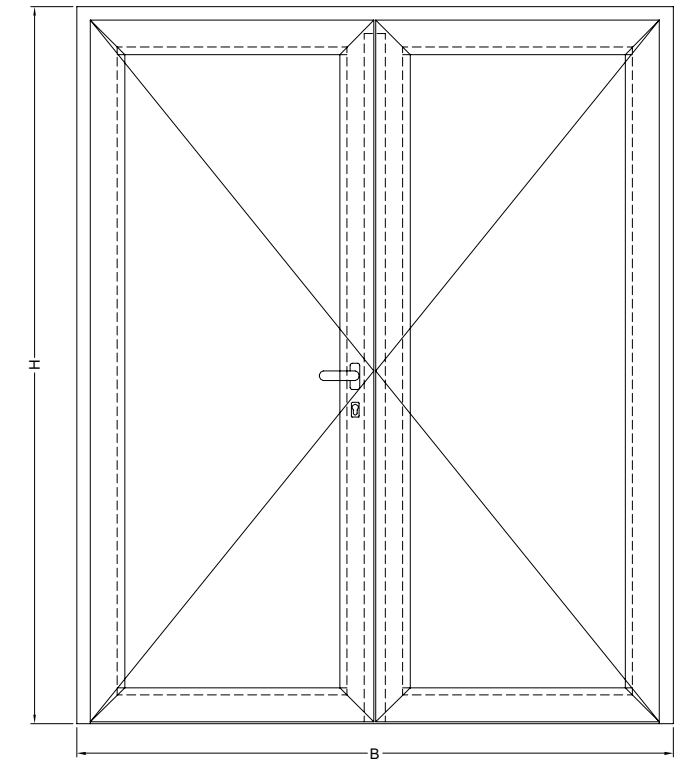
BORSTELDICHTING BRASSE DESSOUS
BURSTENDICHTUNG BRUSH FITTING

ACDV201	2	B/2-88	B/2-61
---------	---	--------	--------

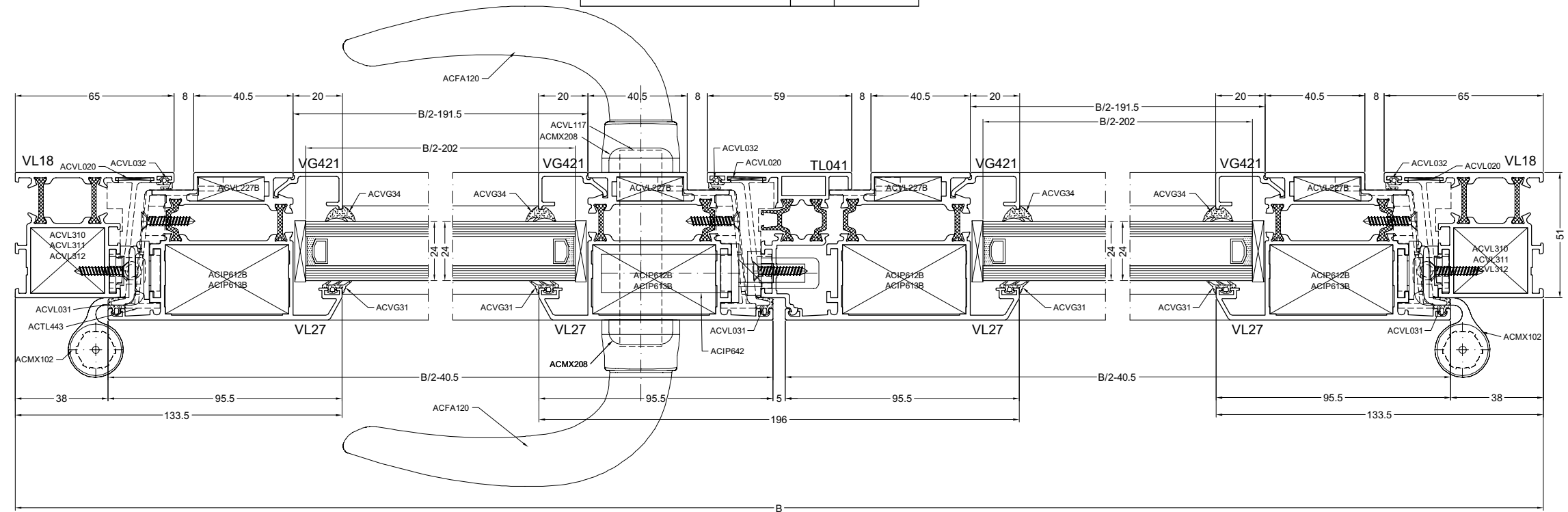
ACIP146/147/148/149	2	L1=B/2-75	L2=B/2-48
ACIP146		Lmin=560mm	Lmax=710mm
ACIP147		Lmin=685mm	Lmax=835mm
ACIP148		Lmin=810mm	Lmax=960mm
ACIP149		Lmin=935mm	Lmax=1085mm

TOEBEHOREN ACCESSOIRES
ZUBEHORTEILE ACCESSORIES

ACVL310/311/312	2
ACIP612B/613B	8
ACVL227B	8
ACVL020	2
ACTL055	1
ACIP642	1
ACVL432	2
ACVL434	1
ACIP427	1
ACMX102	4 (max. 50kg/ACMX102)
ACFA120	2
ACFA121	1/5
ACMX860	2
ACMX109	1
ACMX208	1/5
ACVL117	1
ACVL031	B+3H-150
ACVL032	B+3H-300
ACVG31	2B+4H-1500
ACVG3*	2B+4H-1500
ACTL443	2
ACIP146/147/148/149	B/2-75 -- B/2-48
ACDV201	B/2-88 -- B/2-61



GLASMATEN DIMENSIONS DES VITRAGES GLASMASSE GLASS SIZES	2X	B/2 - 202 H - 204
--	----	----------------------



dubbelv27

ENKELE NAAR BINNEN DRAAIENDE DEUR MET VL18 EN TL023
PORTE SIMPLE OUVRANT INTERIEUR AVEC VL18 ET TL023
ANSCHLAGTUR NACH INNEN OFFNEND MIT VL18 UND TL023
INSIDE OPENING DOOR WITH VL18 AND TL023

ZAAGTABELLEN - TABLES DE SCIAGES - ZUSCHNITT-TABELLEN - SAWING TABLES

PROFIELEN PROFILES PROFILE PROFILS

VL18		1		H
VL18		1		H
VL18		1		B
TL023		2		B - 76
TL023		2		H - 43
VL6*		2		B - 218
VL6*		2		H - 229
TL055		1		B - 150

TOEBEHOREN ACCESSOIRES ZUBEHOERTEILE ACCESSORIES

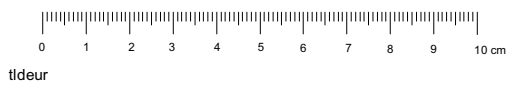
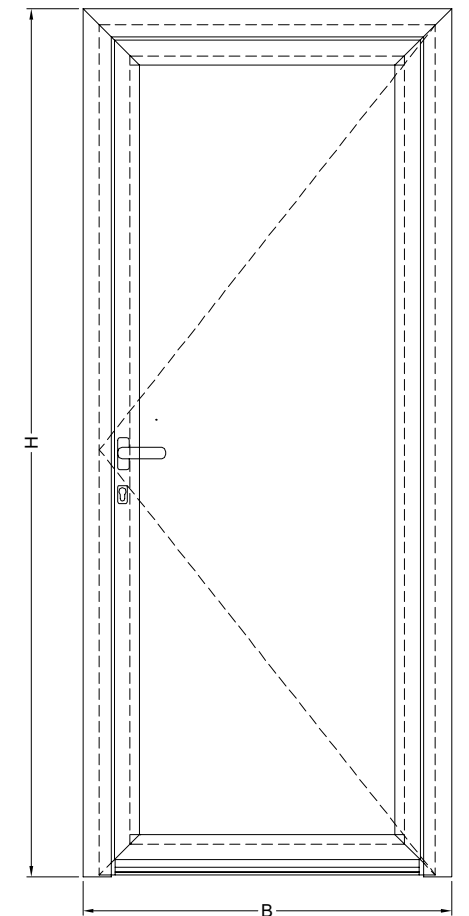
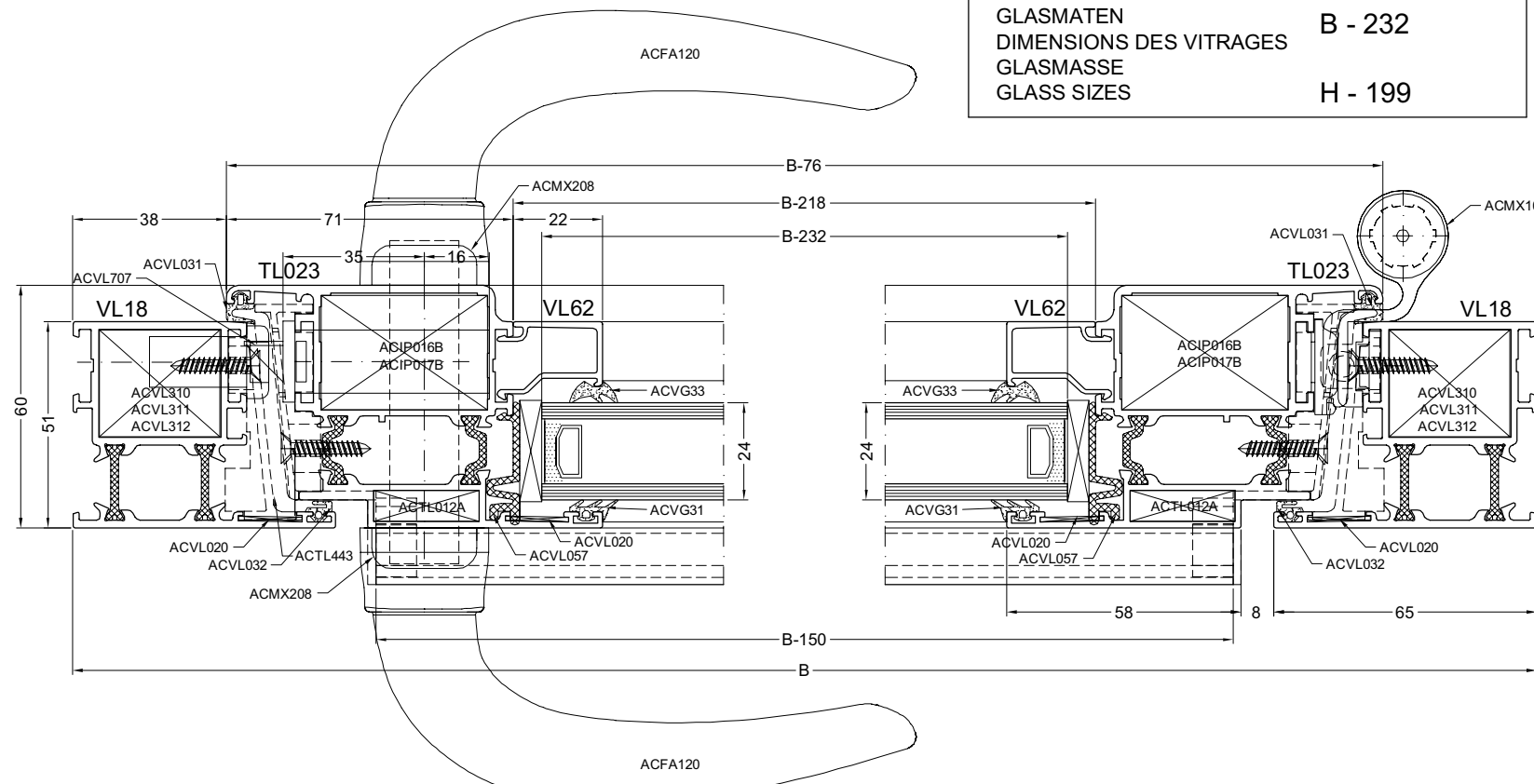
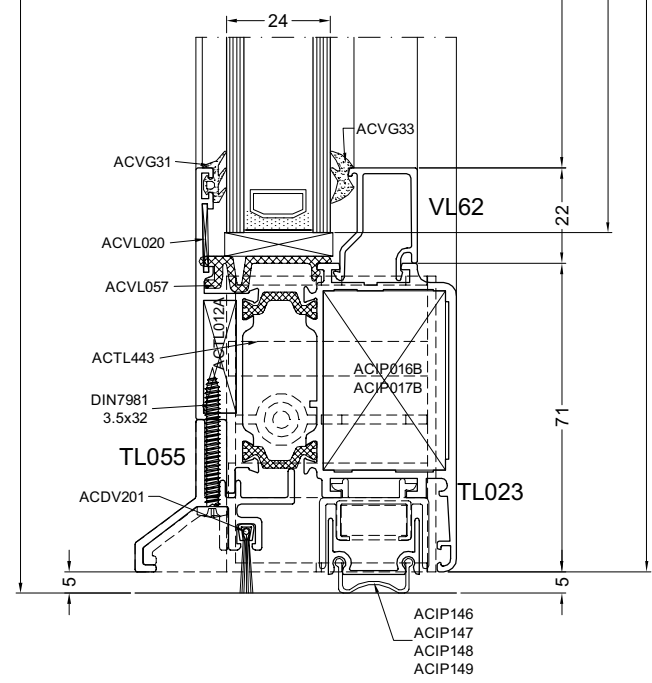
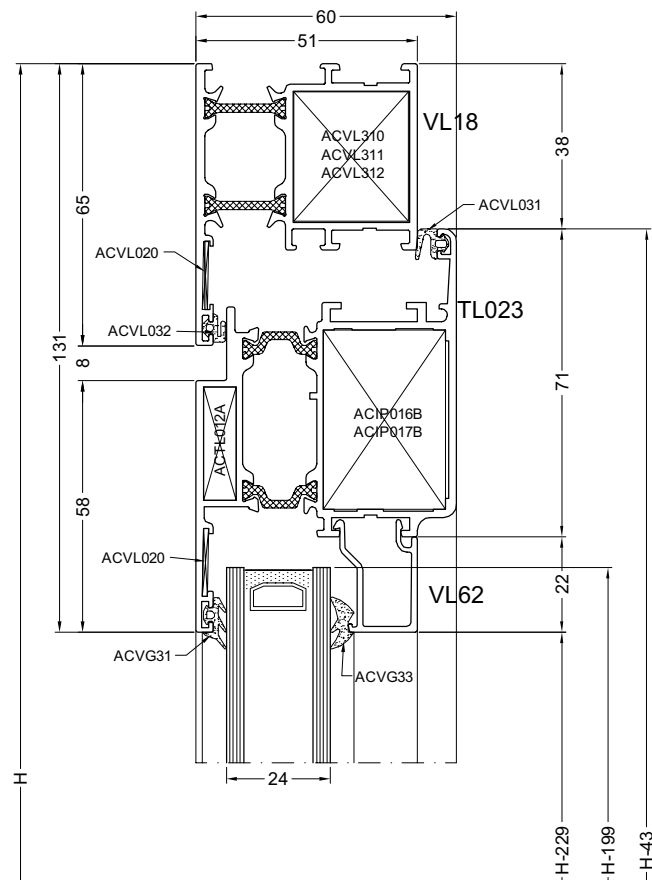
ACTL012A	4
ACVL310/311/312	2
ACIP016B/17B	4
ACVL020	6
ACVL057	4
ACVL707	1
ACMX102	2
ACFA120	2
ACFA121	1/5
ACMX860	1/5
ACMX309	1
ACMX208	2
ACVL117	1
ACVL031	B+2H-150
ACVL032	B+2H-250
ACVG31	2B+2H-800
ACVG3*	2B+2H-800
ACTL443	1
ACIP146/147/148/149	B-110
ACDV201	B-110

BORSTELDICHUNG BRUSSE DESSOUS
BURSTENDICHTUNG BRUSH FITTING

ACDV201	1	B-110
---------	---	-------

ACIP146/147/148/149	1	L=B-110
ACIP146	Lmin=560mm	Lmax=710mm
ACIP147	Lmin=685mm	Lmax=835mm
ACIP148	Lmin=810mm	Lmax=960mm
ACIP149	Lmin=935mm	Lmax=1085mm

GLASMATEN DIMENSIONS DES VITRAGES B - 232
GLASMASSE GLASS SIZES H - 199



ENKELE NAAR BINNEN DRAAIENDE DEUR MET VL18 EN TL023-TL032
PORTE SIMPLE OUVRANT INTERIEUR AVEC VL18 ET TL023-TL032
ANSCHLAGTUR NACH INNEN OFFNEND MIT VL18 UND TL023-TL032
INSIDE OPENING DOOR WITH VL18 AND TL023-TL032

ZAAGTABELLEN - TABLES DE SCIAGES - ZUSCHNITT-TABELLEN - SAWING TABLES

TOEBEHOREN ACCESSOIRES
ZUBEHÖRTEILE ACCESSORIES

ACTL012A	2
ACVL310/311/312	2
ACIP016B/17B	2
ACTL027A	2
ACIP027B	2
ACVL020	4
ACVL029	4
ACVL057	4
ACVL707	1
ACMX102	2
ACFA120	2
ACFA121	1/5
ACMX860	1/5
ACMX309	1
ACMX208	2
ACVL117	1
ACVL031	B+2H-150
ACVL032	B+2H-250
ACVG31	2B+2H-800
ACVG3*	2B+2H-800
ACVL033	B-110

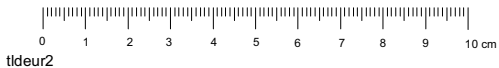
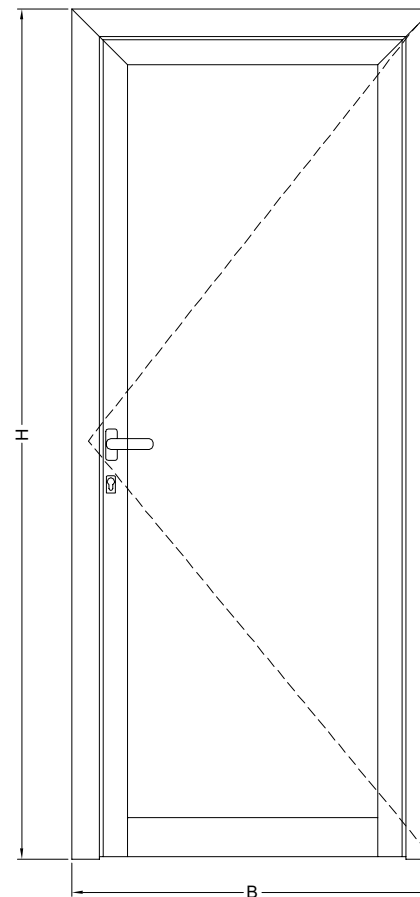
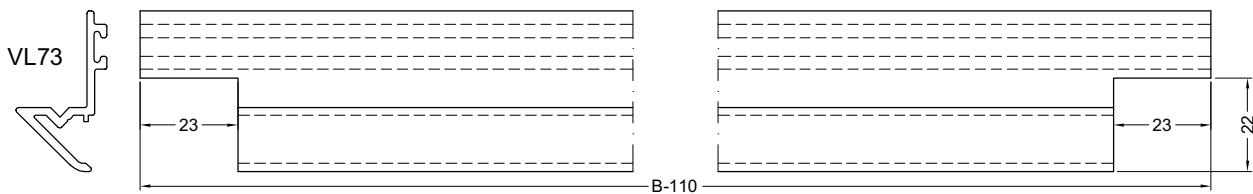
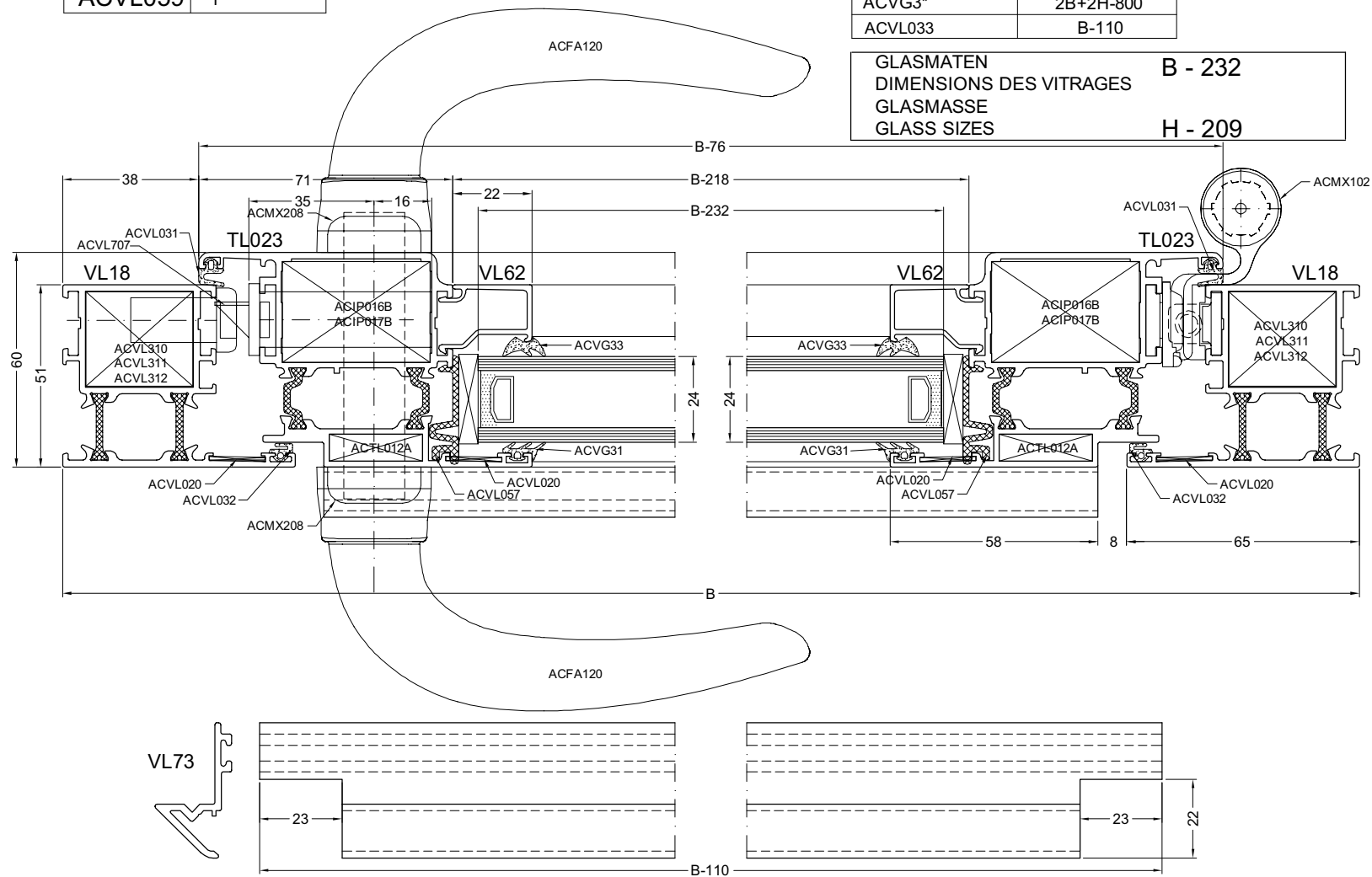
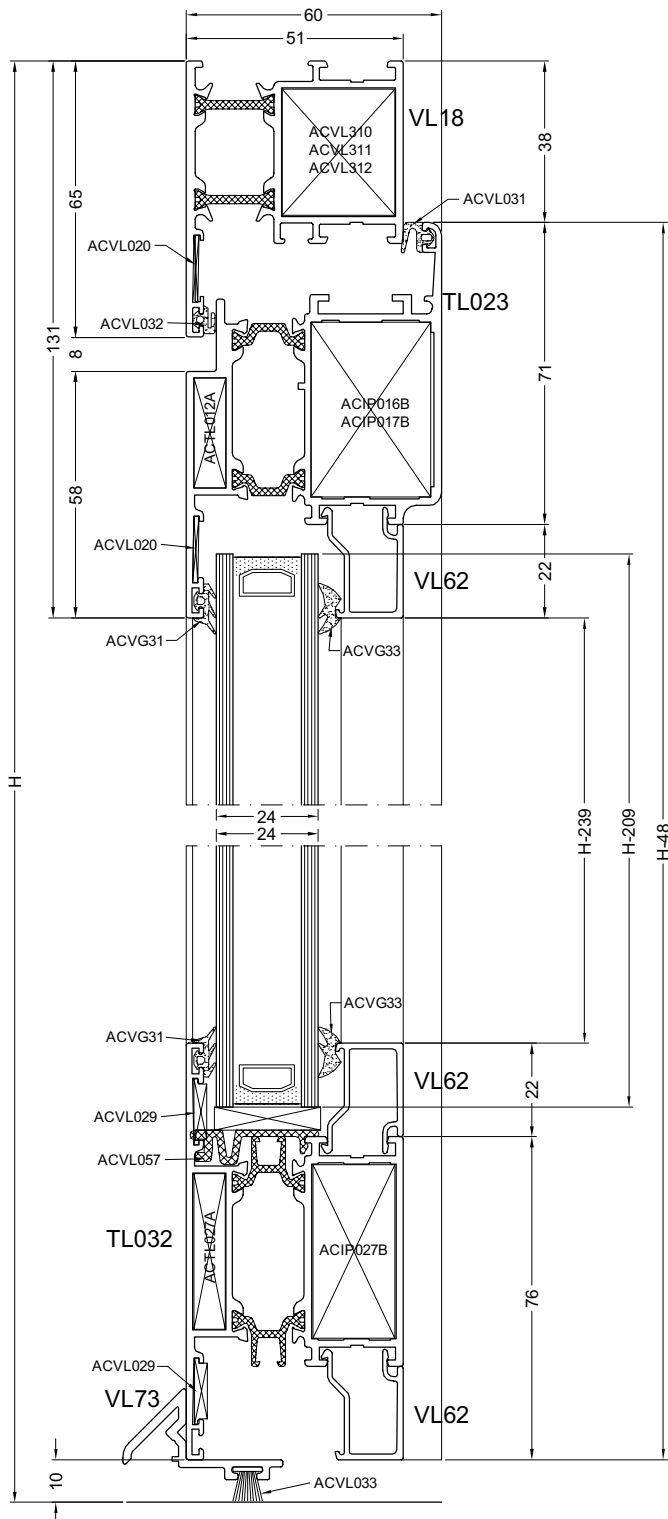
GLASMATEN DIMENSIONS DES VITRAGES GLASSMASSE GLASS SIZES	B - 232 H - 209
---	--------------------

PROFIELN PROFILES PROFILE PROFILS

VL18		1	H
VL18		1	H
VL18		1	B
TL023		2	B - 76
TL023		1	H - 48
TL023		1	H - 48
VL6*		2	B - 218
VL6*		2	H - 239
VL6*		1	B - 218
TL032		1	B - 218
VL73		1	B - 110

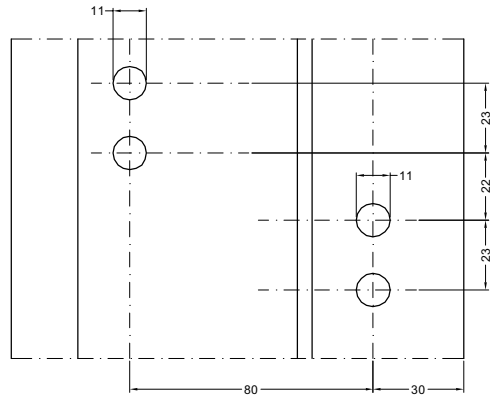
BORSTELDICHTING BRUSSE DESSOUS
BURSTENDICHTUNG BRUSH FITTING

ACVL033	1	B-110
ACVL059	1	



NAAR BINNEN DRAAIENDE INBRAAKVERTRAGENDE DEUR SKG
PORTE ANTI EFFRACTION OUVRANT VERS L'INTERIEUR
TUR EINBRUCHHEMMENT NACH INNEN OFFNEND
DOOR BURGLARY PROOF INSIDE OPENING

ZAAGTABELLEN - TABLES DE SCIAGES - ZUSCHNITT-TABELLEN - SAWING TABLES



PROFIELEN PROFILES PROFILE PROFILS

VL15		1		B
VL15		1		H
VL15		1		H
VL24		2		B/2-47
VL24		1		H - 65
VL24		2		H - 65
VL25		1		H-58
VL31		2		B/2-191
VL562		4		B/2-191
VL562		4		H - 257
VL6*		2		B/2-191

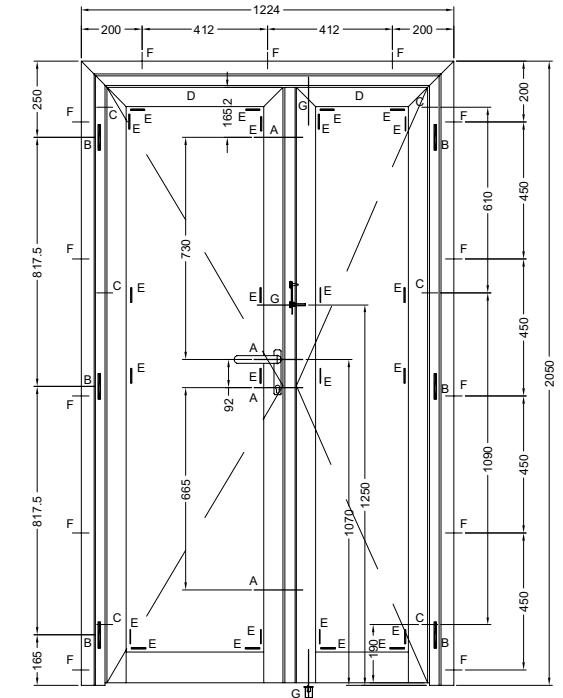
BORSTELDICHTING BRASSE DESSOUS BURSTENDICHTUNG BRUSH FITTING

VL73		1	B/2-77
VL73		1	B/2-60
ACVL033		1	B/2-77
ACVL033		1	B/2-60
ACVL059		2	

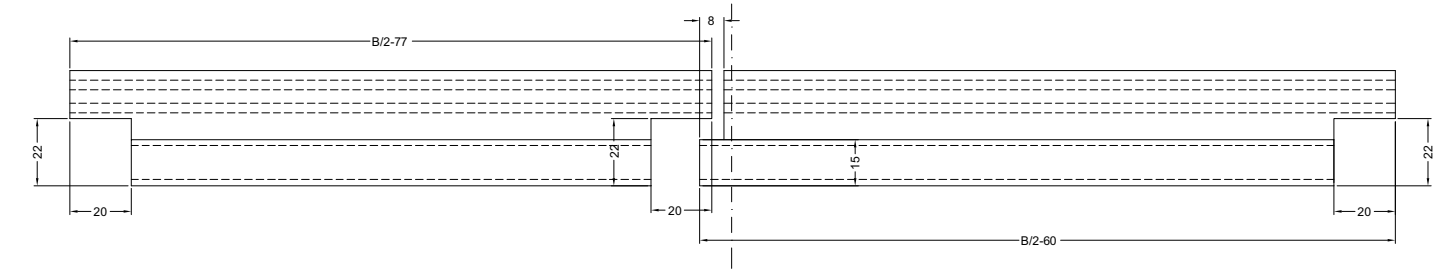
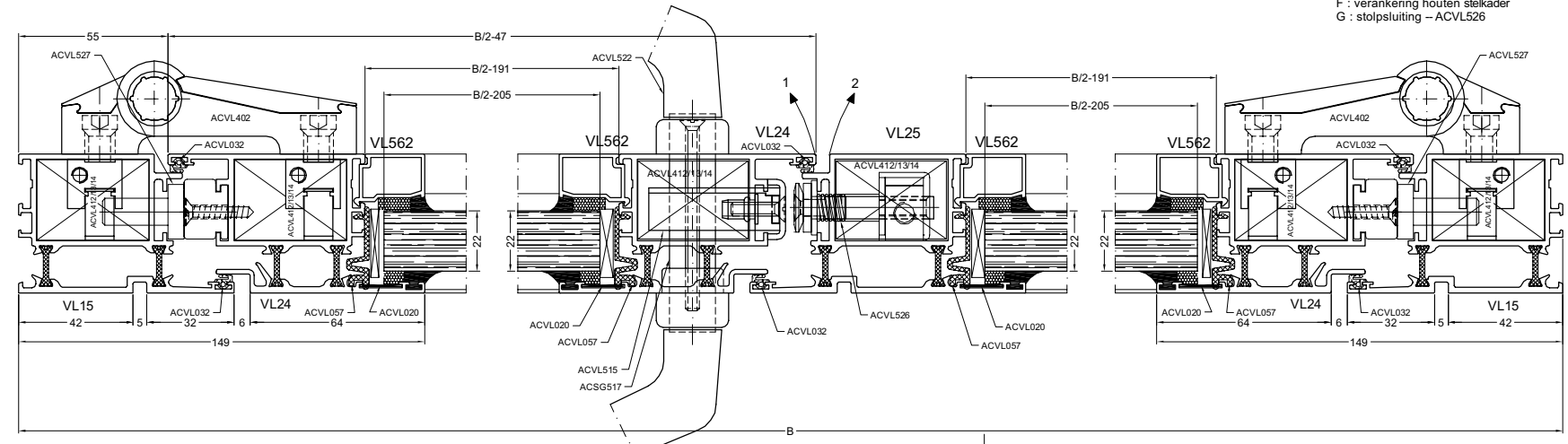
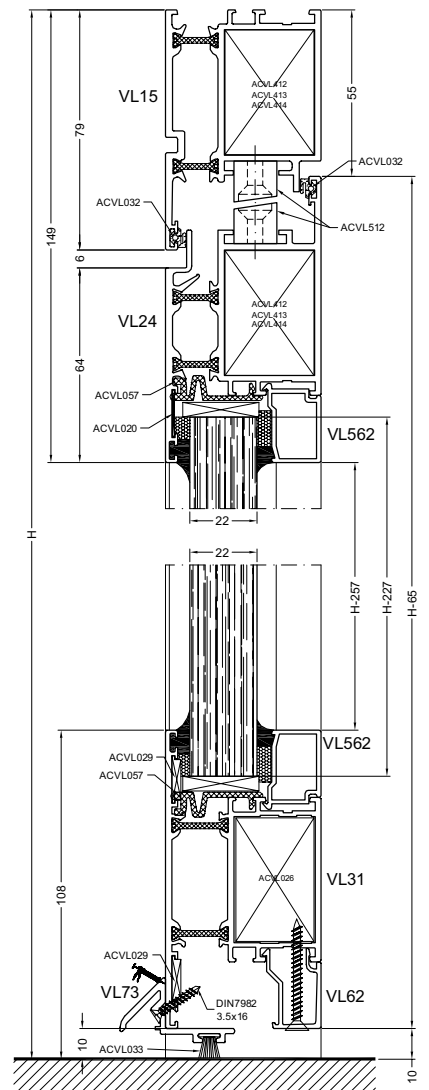
**TOEBEHOREN ACCESSOIRES
ZUBEHORTEILE ACCESSORIES**

ACVL412/13	6
ACVL020	4
ACVL026	4
ACVL057	8
ACVL402	6
ACVL515	1
ACSG517	1
ACMX208	2
ACVL522	1
ACVL512	2
ACVL032	6H+2B-600
ACVL033	B-66
ACVL440	1 SET
ACVL442	1 SET
ACVL029	8
ACVL526	1
ACVL527	6
ACVL528	1

GLASMATEN
DIMENSIONS DES VITRAGES B/2 - 205
GLASMASSE
GLASS SIZES H - 227

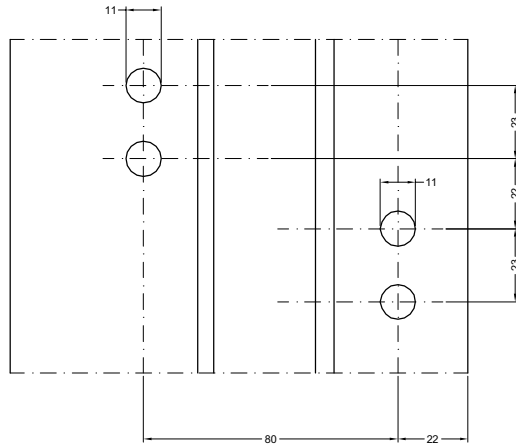


A : sluitpunten – ACVL515
B : hangpunten – Scharnier nr. : ACVL402
C : dieveklauwen – ACVL527
D : anti-uithef blokjes – nr. ACVL512
E : positie callage vulelement
F : verankerung houten stelkader
G : stolpsluiting – ACVL526



NAAR BUITEN DRAAIENDE INBRAAKVERTRAGENDE DEUR SKG
PORTE ANTI EFFRACTION OUVRANT VERS L'EXTERIEUR
TUR EINBRUCHHEMMEND NACH AUSSEN OFFNEND
DOOR BURGLARY PROOF OUTSIDE OPENING

ZAAGTABELLEN - TABLES DE SCIAGES - ZUSCHNITT-TABELLEN - SAWING TABLES



TOEBEHOREN ACCESSOIRES
ZUBEHORTEILE ACCESSORIES

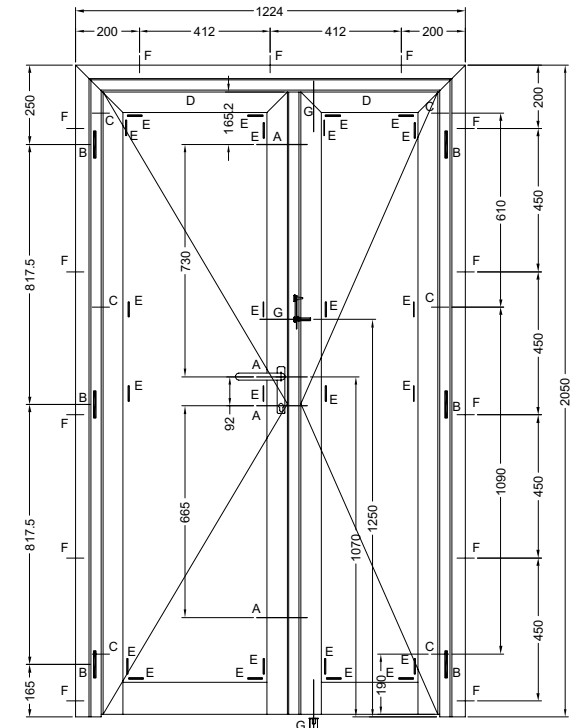
ACVL412/13	6
ACVL020	4
ACVL026	4
ACVL057	8
ACVL404	6
ACVL515	1
ACSG517	1
ACMX208	2
ACVL522	1
ACVL512	2
ACVL032	6H+2B-600
ACVL033	B-66
ACVL441	1 SET
ACVL442	1 SET
ACVL029	8
ACVL526	1
ACVL527	6
ACVL528	1

PROFIELEN PROFILES PROFILE PROFILS

VL14		1		B
VL14		1		H
VL14		1		H
VL25		2		B/2-32
VL25		2		H-58
VL25		1		H-58
VL24		1		H-65
VL31		2		B/2-191
VL562		4		B/2-191
VL562		4		H-257
VL6*		2		B/2-191

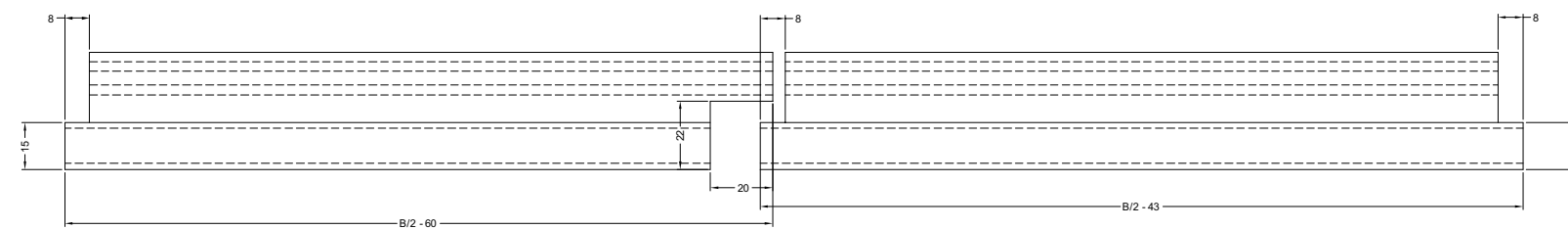
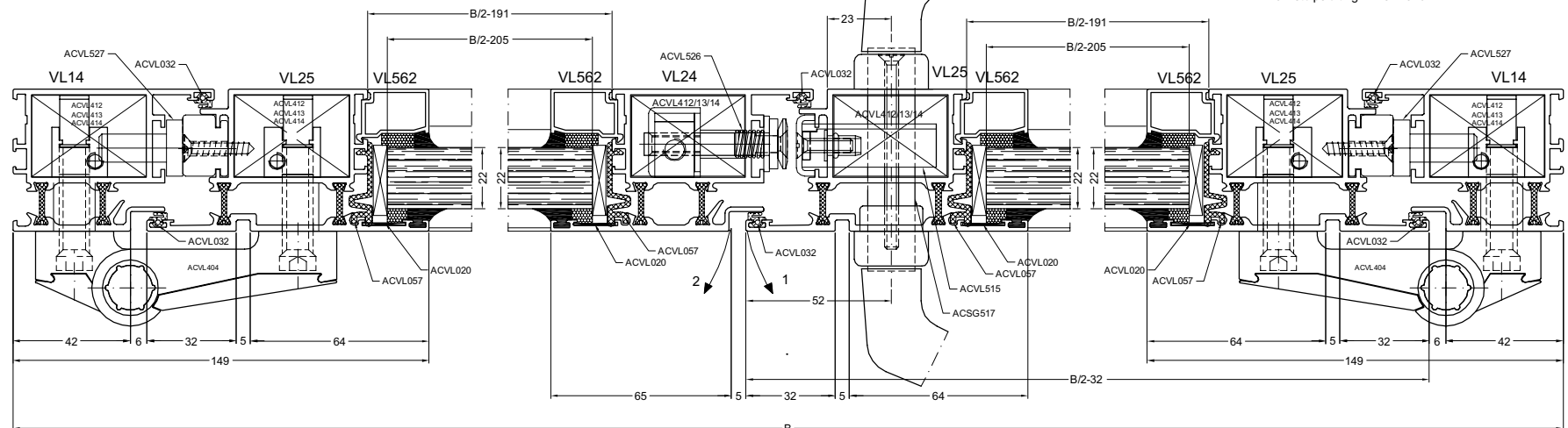
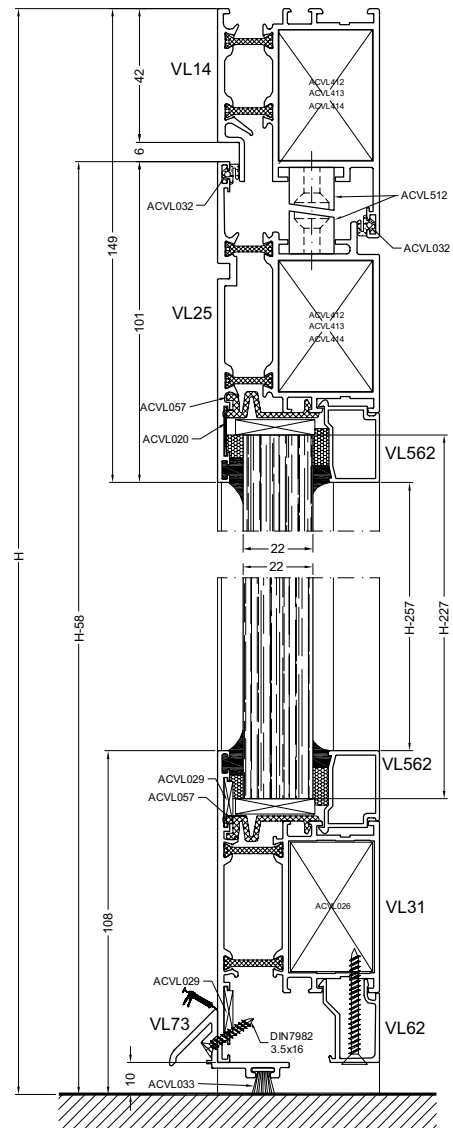
BORSTELDICHTING BRASSE DESSOUS BURSTENDICHTUNG BRUSH FITTING

VL73		1		B/2-60
VL73		1		B/2-43
ACVL033		1		B/2-60
ACVL033		1		B/2-43
ACVL059		2		



A : sluitpunten -- ACVL515
B : hangpunten -- Scharnier nr. : ACVL404
C : dieveklauwen -- ACVL527
D : anti-uithef blokjes -- nr. ACVL512
E : positie callage vulelement
F : verankering houten stekader
G : stopsluiting -- ACVL526

GLASMATEN
DIMENSIONS DES VITRAGES B/2 - 205
GLASMASSE
GLASS SIZES H - 227

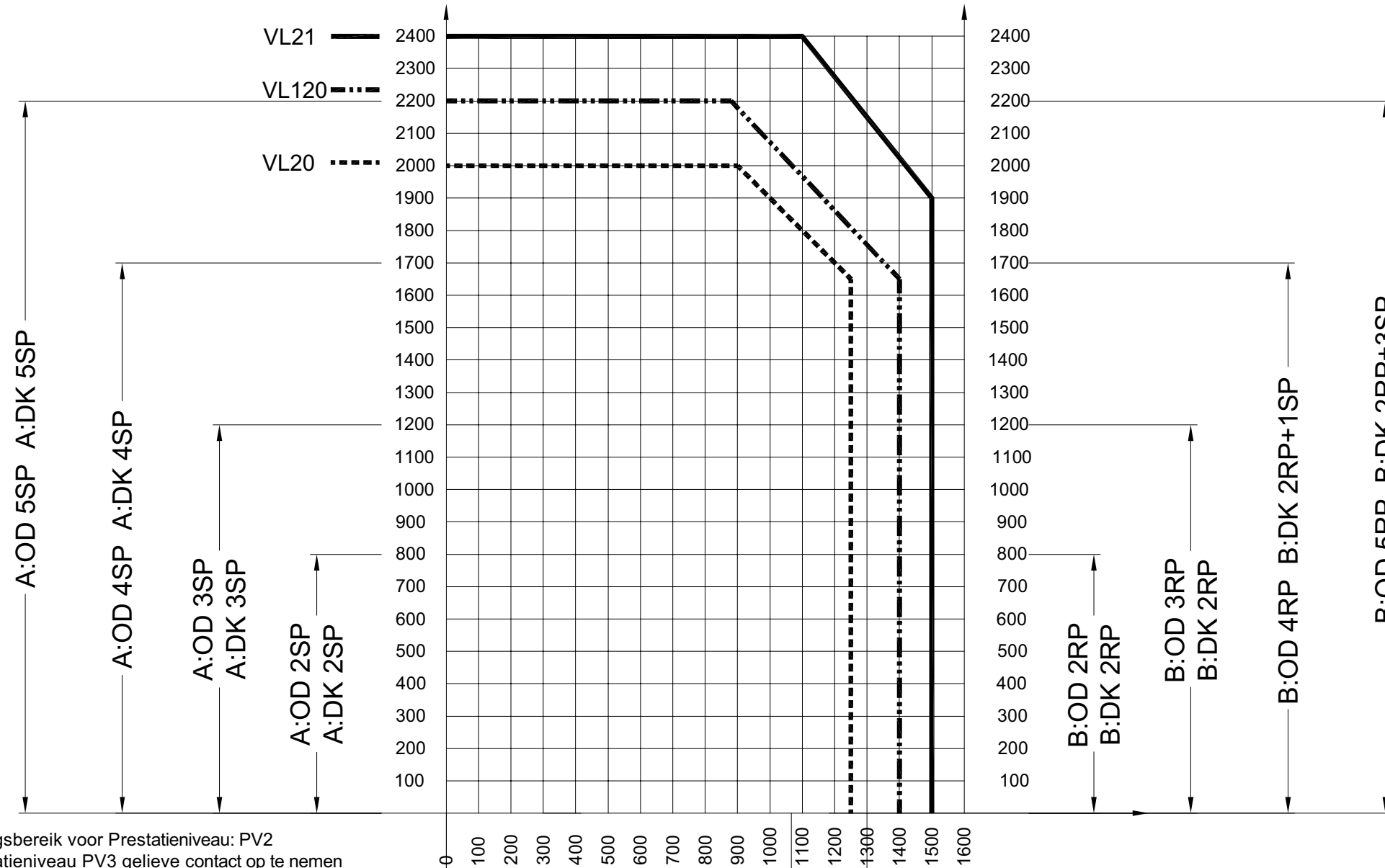


stolpbuit

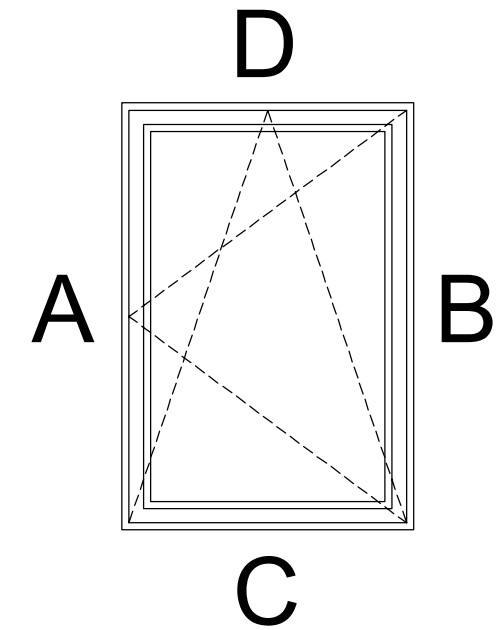


TOEPASSINGSBEREIK DRAAIKIP RAAM - KIPDRAAI RAAM
PORTEE D'UTILISATION CHASSIS OSCILLO-BATTANT/MANOEUVRE LOGIQUE
ANWENDUNGSBEREICH DREH-KIPPFENSTER/KIPDREH FENSTER
APPLICATION LIMIT TILT AND TURN WINDOW / TILT BEFORE TURN WINDOW

WERKTEKENINGEN - DESSINS DE CONSTRUCTION - KONSTRUKTIONZEICHNUNGEN - CONSTRUCTION DRAWINGS



Hang- en sluitwerk
Quincaillerie
Beschlage
Hardware



Toepassingsbereik voor Prestatieniveau: PV2
Voor prestatieniveau PV3 gelieve contact op te nemen
Max. vleugelgewicht: 90 kg

Portée d'utilisation pour niveau de performance: PV2
Pour PV3 veuillez nous contacter
Poids max. de l'ouvrant: 90 kg

Anwendungsbereich für das Niveau der Leistung: PV2
Für PV3 Bitte kontaktieren Sie Uns
Max. Gewicht der Flügel: 90 kg

Application limit for performance level: PV2
For PV3 please contact us
Max. weight for opening part: 90 kg

C&D zonder SP
C&D sans SP
C&D ohne SP
C&D without SP

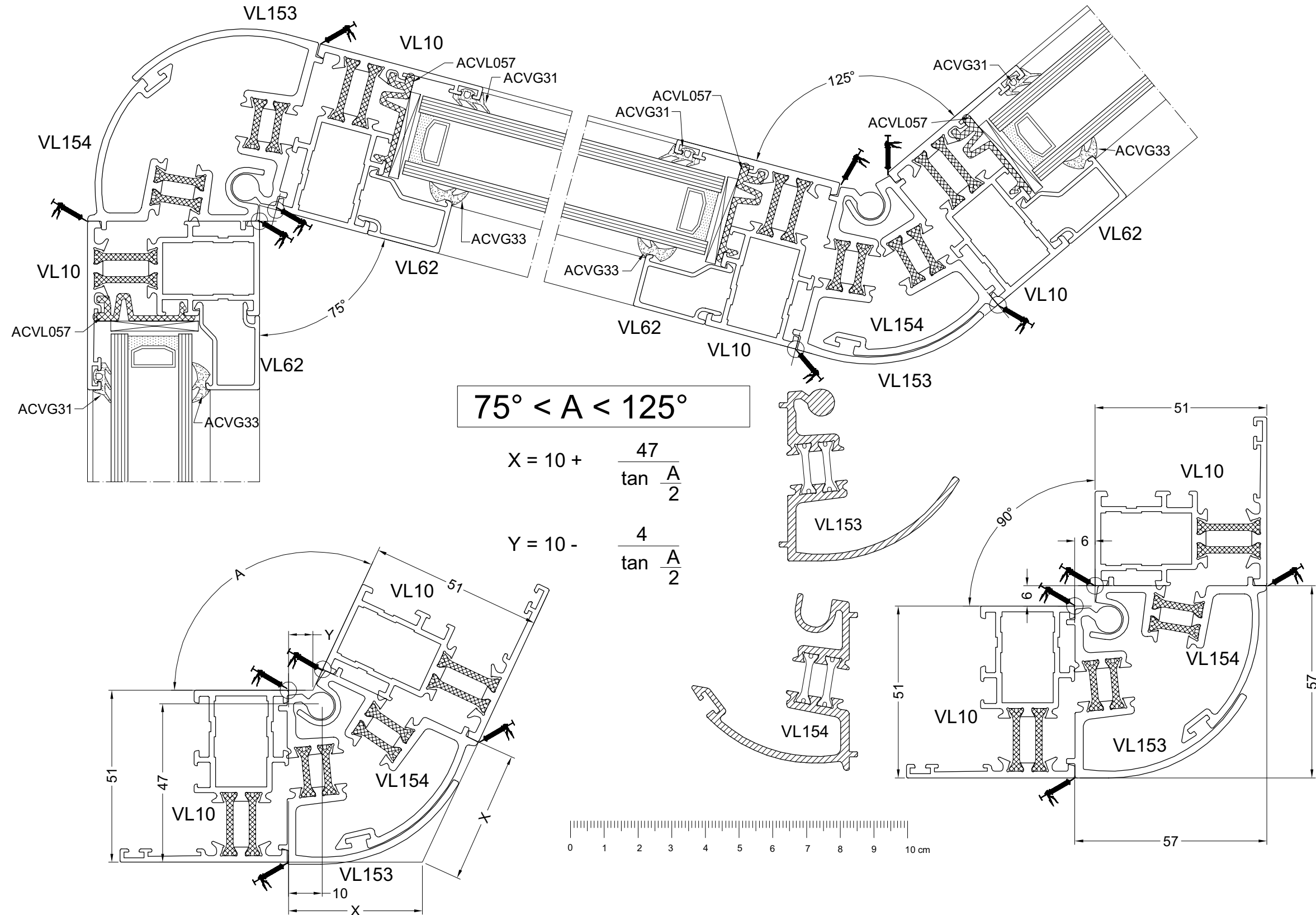
C&D met 1 SP
C&D avec 1 SP
C&D mit 1 SP
C&D with 1 SP

A,B,C,D: vleugelprofiel - profil de vantail - flügelprofil - sash profile
OD: opendraaiend raam - fenêtre ouvrante - drehflügel - casement window
DK: draai-kip venster - fenêtre oscillo-battante - drehkip fenster - turn and tilt window
SP: sluitpunt - point de fermeture - schlusspunkt - lock point
RP: rotatiepunt - point de rotation - rotation punkt - rotation point

hangwerk

VARIABLE HOEKPROFIEL 75° TOT 125°
POTEAU D'ANGLE VARIABLE DE 75° A 125°
ECKPROFIL VARIABEL 75° BIS 125°
CORNER PROFILES BETWEEN 75° AND 125°

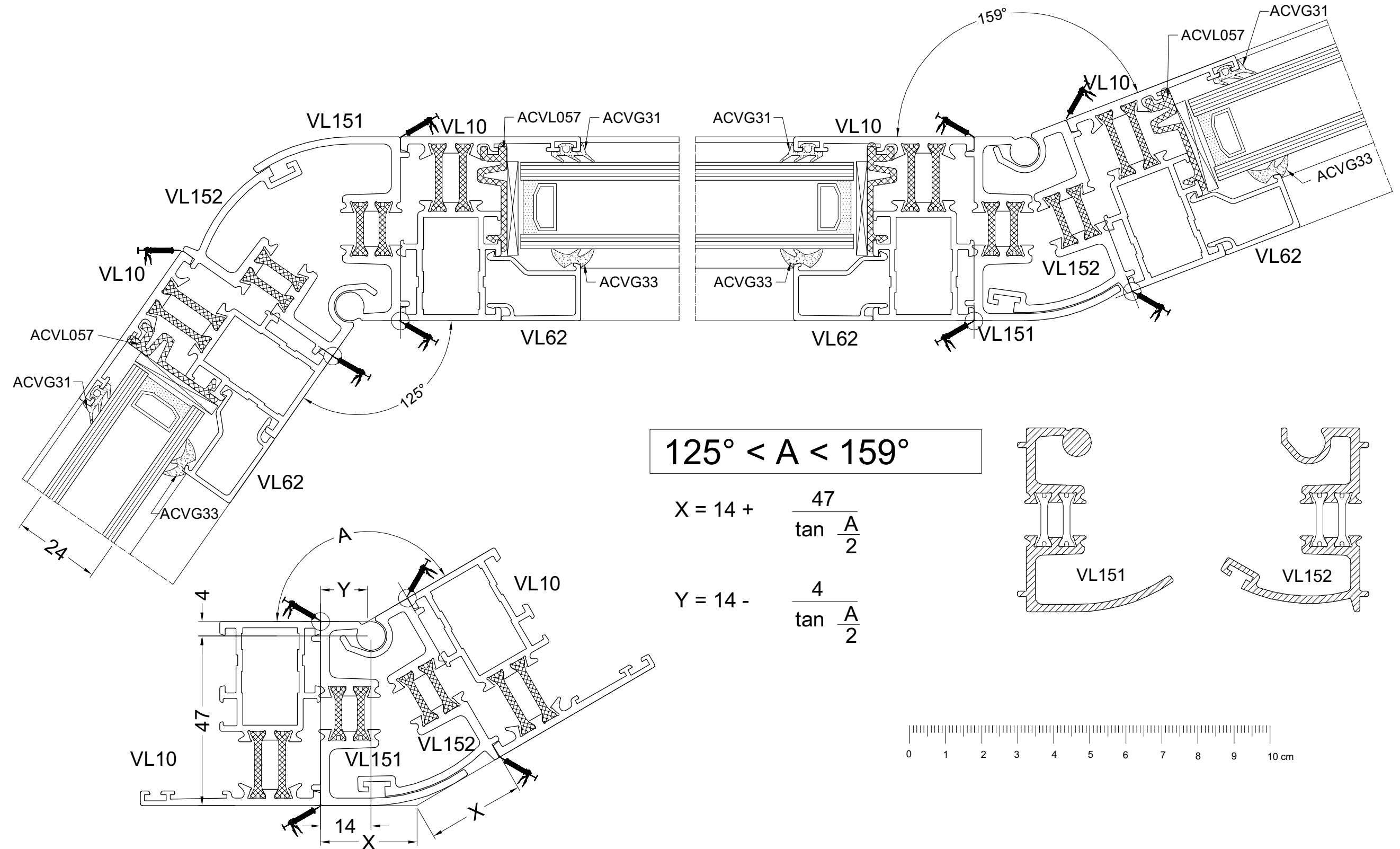
WERKTEKENINGEN - DESSINS DE CONSTRUCTION - KONSTRUKTIONZEICHNUNGEN - CONSTRUCTION DRAWINGS



werkt01

VARIABLE HOEKPROFIEL 125° TOT 159°
POTEAU D'ANGLE VARIABLE DE 125° A 159°
ECKPROFIL VARIABLE 125° BIS 159°
CORNER PROFILES BETWEEN 125° AND 159°

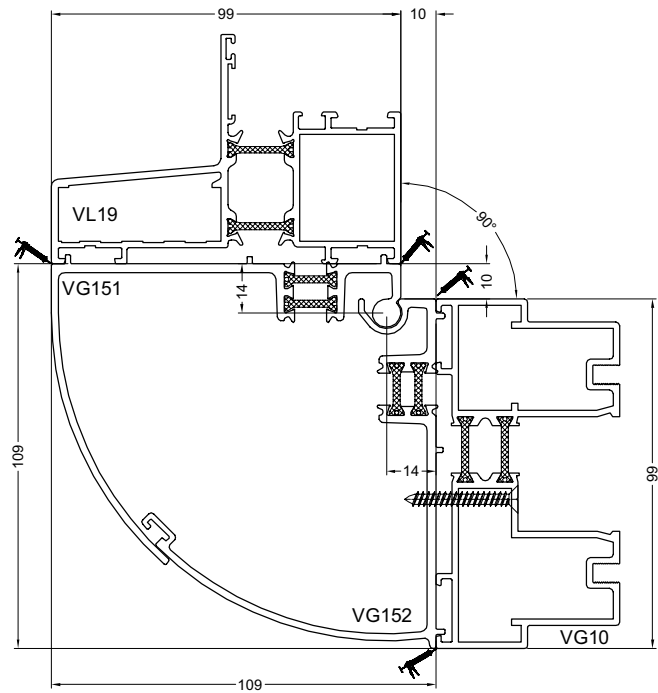
WERKTEKENINGEN - DESSINS DE CONSTRUCTION - KONSTRUKTIONZEICHNUNGEN - CONSTRUCTION DRAWINGS



werkt02

VARIABLE HOEKPROFIEL VL-VG
POTEAU D'ANGLE VL-VG VARIABLE
ECKPROFIL VARIABEL VL-VG
CORNER PROFILES VL-VG

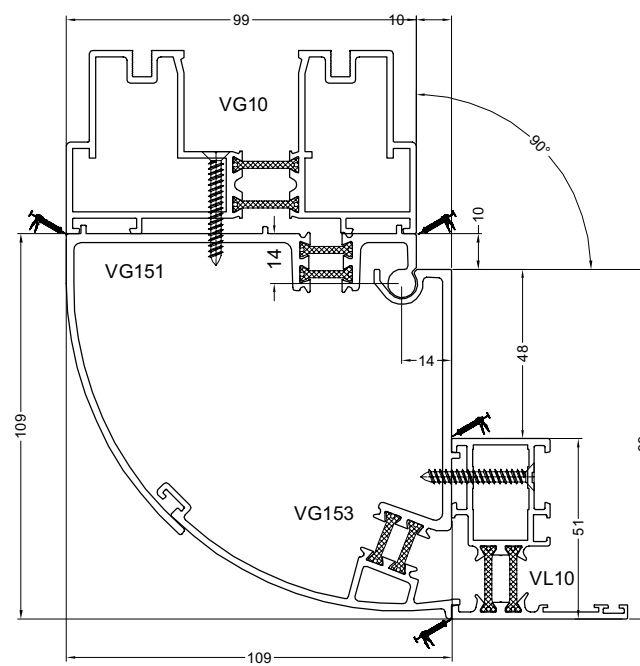
WERKTEKENINGEN - DESSINS DE CONSTRUCTION - KONSTRUKTIONZEICHNUNGEN - CONSTRUCTION DRAWINGS



$90^\circ < A < 135^\circ$

$X = 14 + \frac{95}{\tan \frac{A}{2}}$

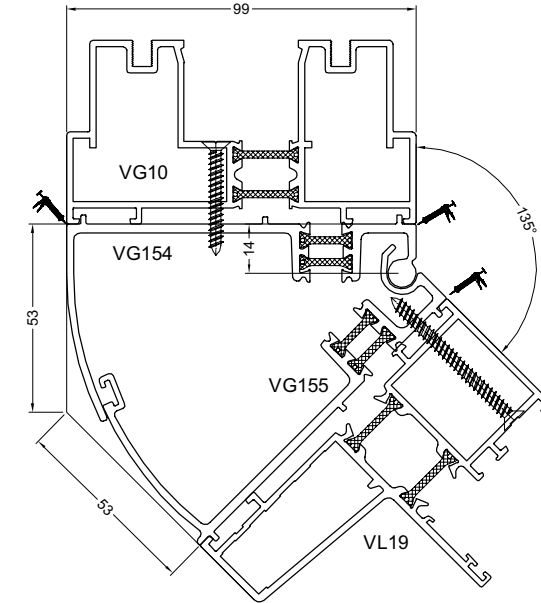
$Y = 14 - \frac{95}{\tan \frac{A}{2}}$



$90^\circ < A < 135^\circ$

$X = 14 + \frac{95}{\tan \frac{A}{2}}$

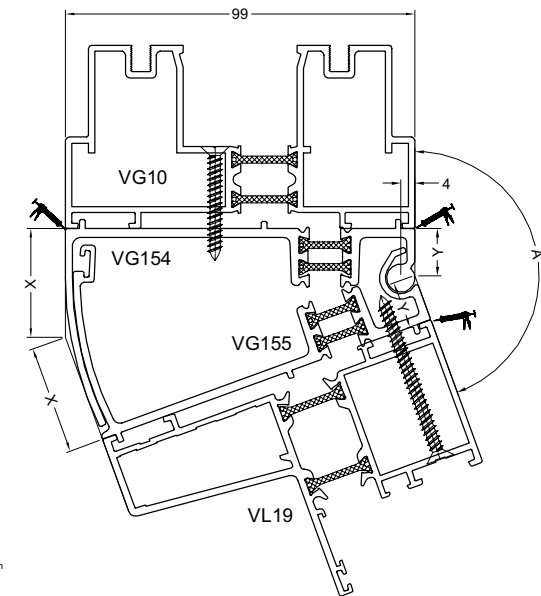
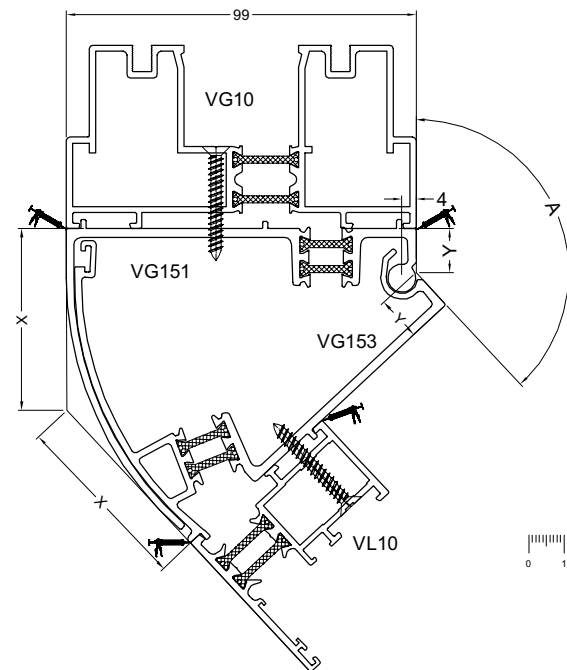
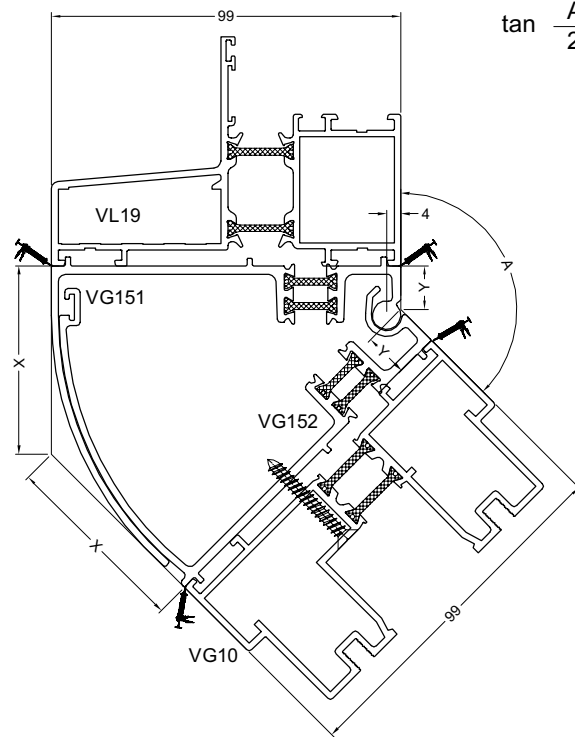
$Y = 14 - \frac{95}{\tan \frac{A}{2}}$



$135^\circ < A < 160^\circ$

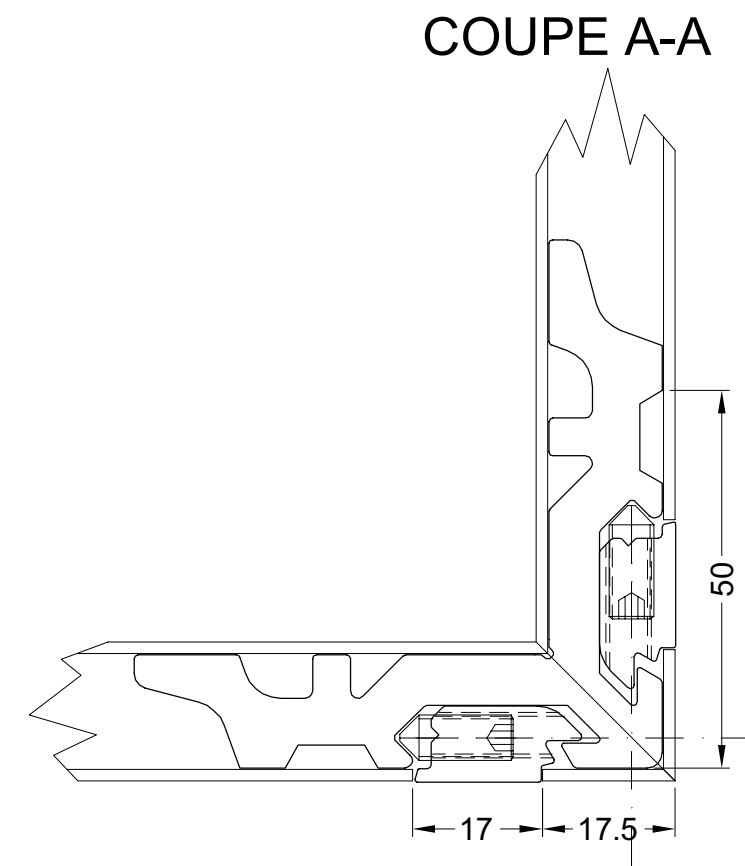
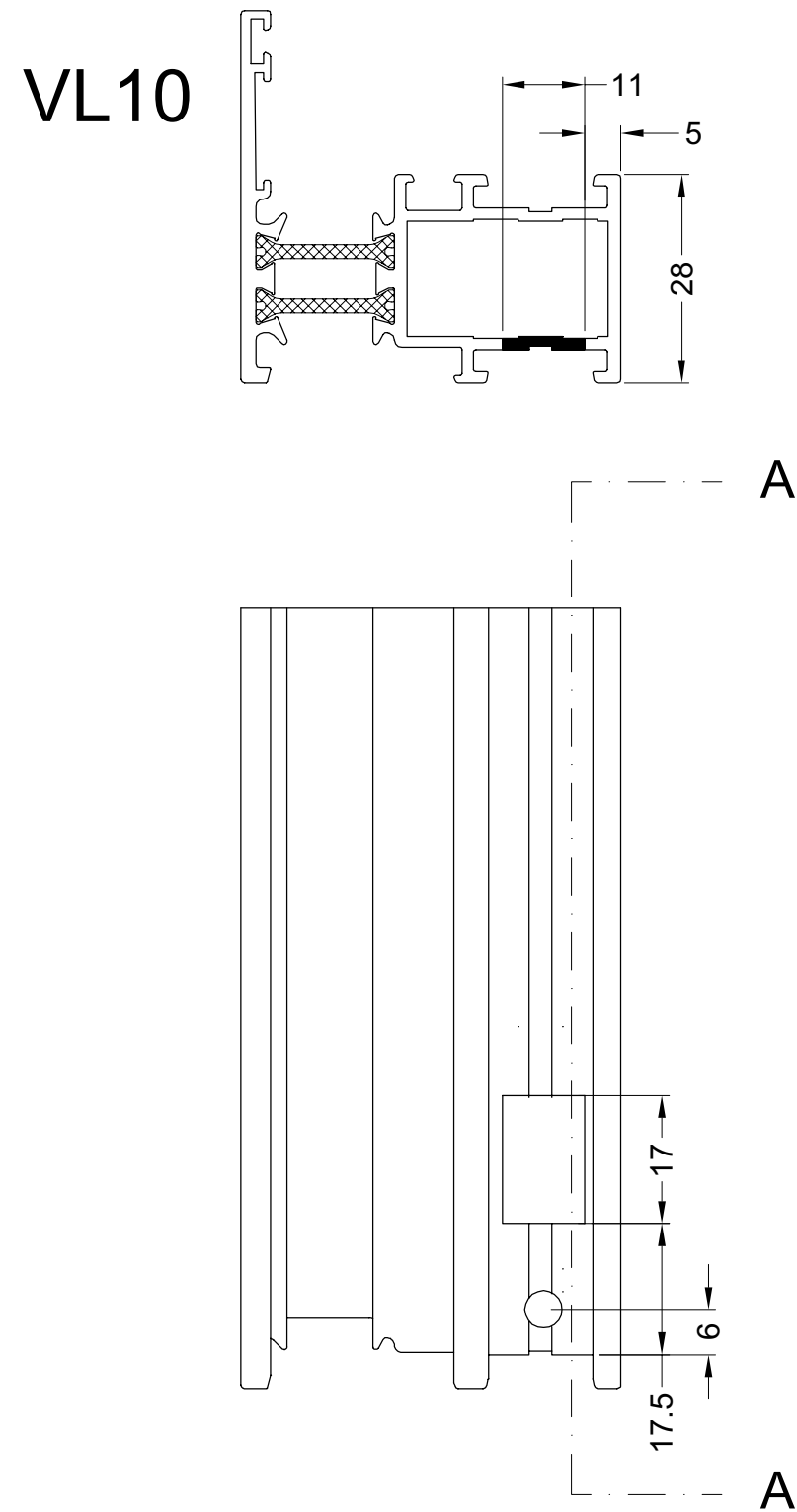
$X = 14 + \frac{95}{\tan \frac{A}{2}}$

$Y = 14 - \frac{95}{\tan \frac{A}{2}}$



MONTAGE SCHROEFHOEK VOOR VL10
MONTAGE CLAME A VISSER POUR VL10
MONTAGE ECKVERBINDER SCHRAUBBAR FUR VL10
MONTAGE SQUARE COUPLING JOINT FOR VL10

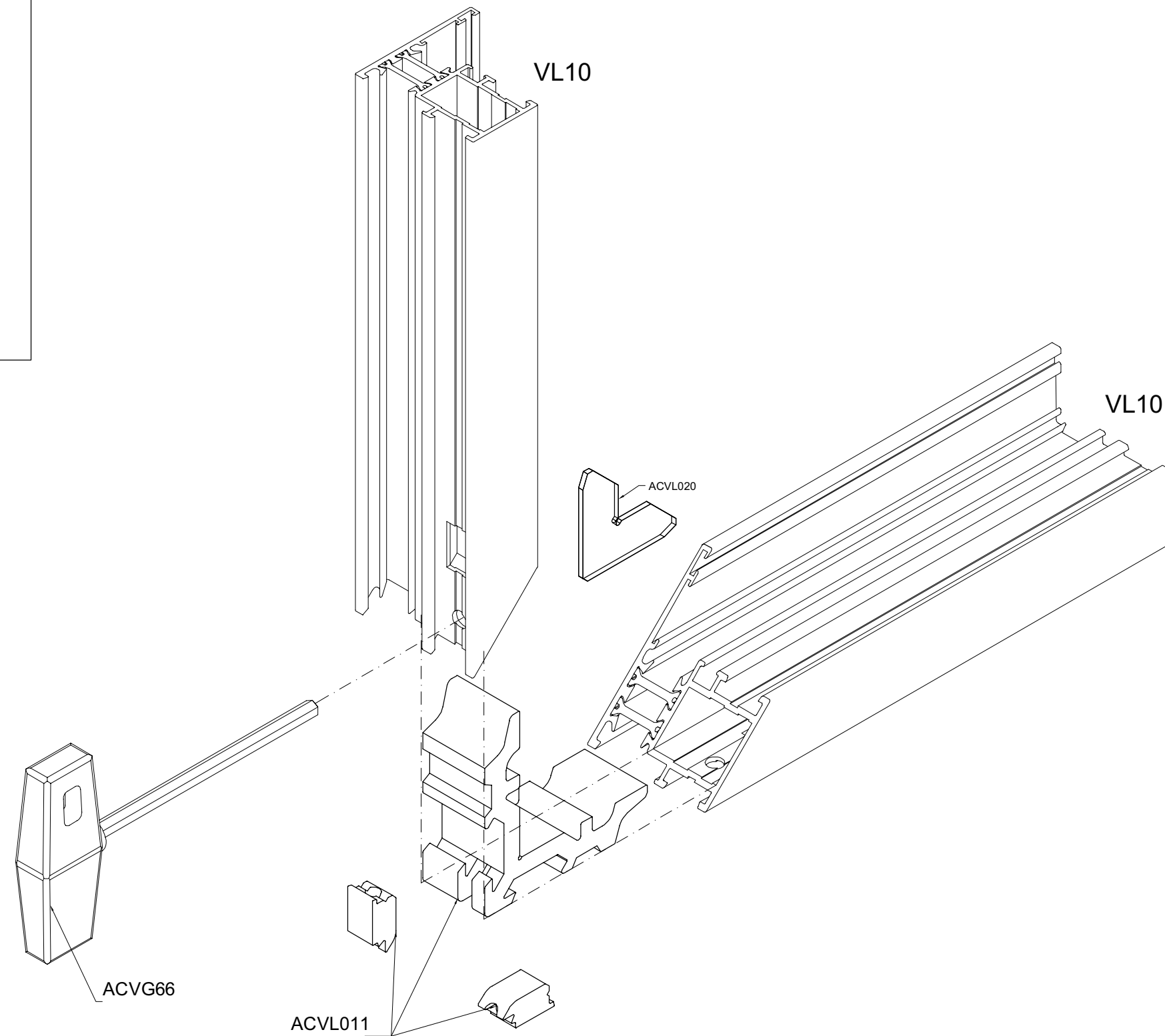
WERKTEKENINGEN - DESSINS DE CONSTRUCTION - KONSTRUKTIONZEICHNUNGEN - CONSTRUCTION DRAWINGS



MONTAGE SCHROEFHOEK VOOR VL10
 MONTAGE CLAME A VISSER POUR VL10
 MONTAGE ECKVERBINDER SCHRAUBBAR FÜR VL10
 MONTAGE SQUARE COUPLING JOINT FOR VL10

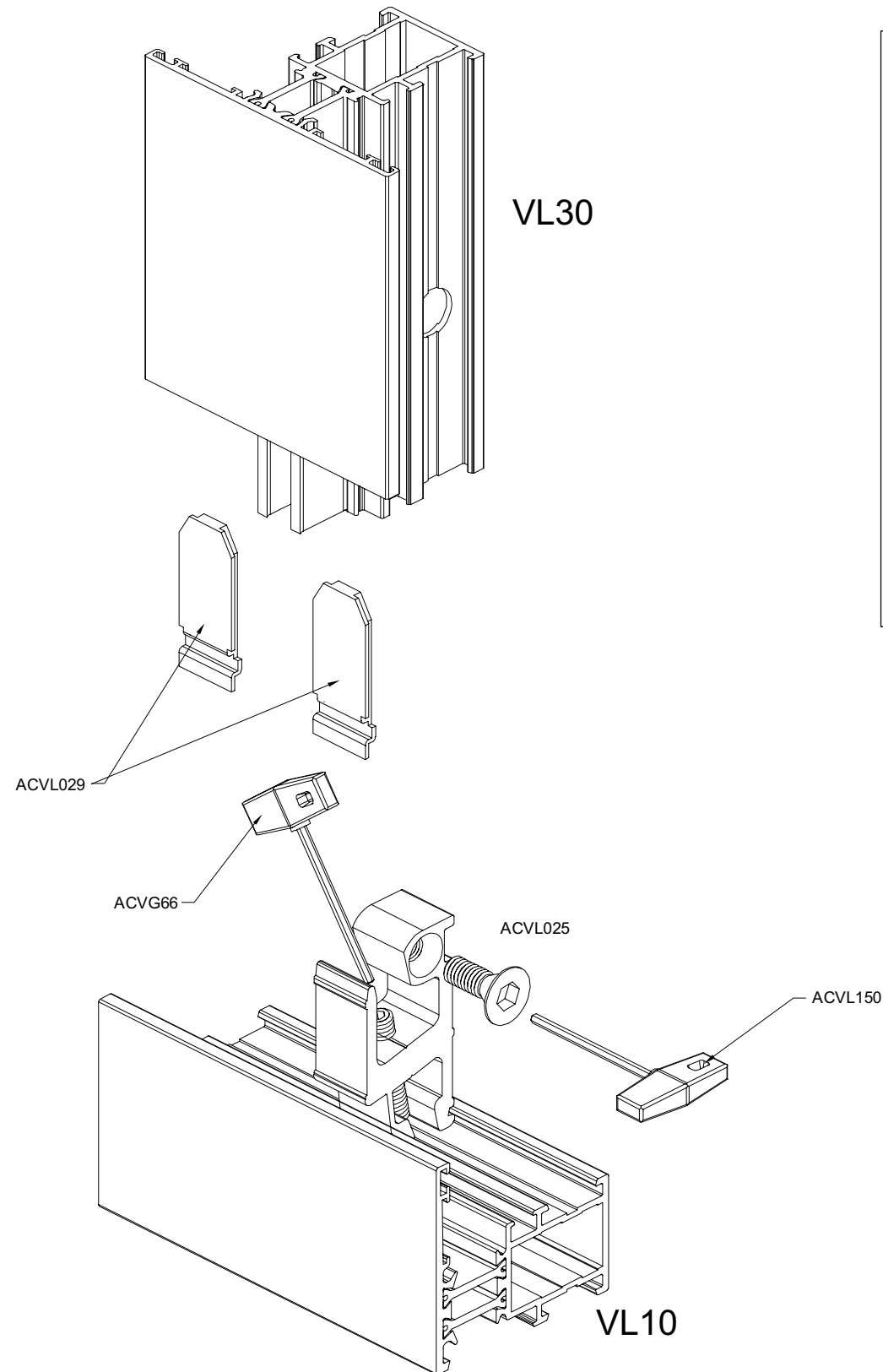
WERKTEKENINGEN - DESSINS DE CONSTRUCTION - KONSTRUKTIONZEICHNUNGEN - CONSTRUCTION DRAWINGS

1. Ontvetten van zaagsnede
 Dégraisser les coupes de sciages
 Entfetten der schnitt kante
 Skim the face cut
2. Afkitten met ACSIL04
 Colmater avec ACSIL04
 Abdichten mit ACSIL04
 Seal with ACSIL04
3. Lijmen in profiel met ACSIL013 (met pistool ACSIL08)
 Coller dans les chambres avec ACSIL013 (pistolet ACSIL08)
 ACSIL013 klebstoff im profil (kleber pistol ACSIL08)
 Glue with ACSIL013 in profile (pistol ACSIL08)
4. Blokjes vastdraaien met ACVG66
 Fixe les clames avec ACVG66
 Festmachen der eckverbinder mit ACVG66
 Fixe the square coupling with ACVG66

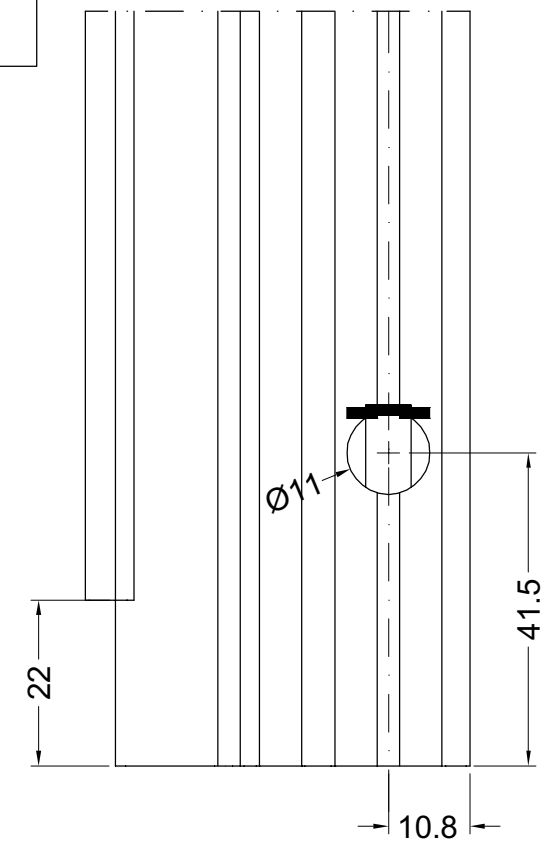
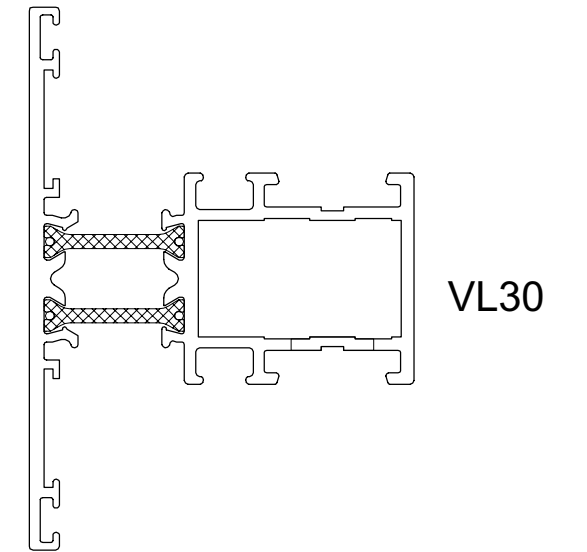


MONTAGE VL10/VL30 MET ACVL025
MONTAGE VL10/VL30 AVEC ACVL025
MONTAGE VL10/VL30 MIT ACVL025
MONTAGE VL10/VL30 WITH ACVL025

WERKTEKENINGEN - DESSINS DE CONSTRUCTION - KONSTRUKTIONZEICHNUNGEN - CONSTRUCTION DRAWINGS

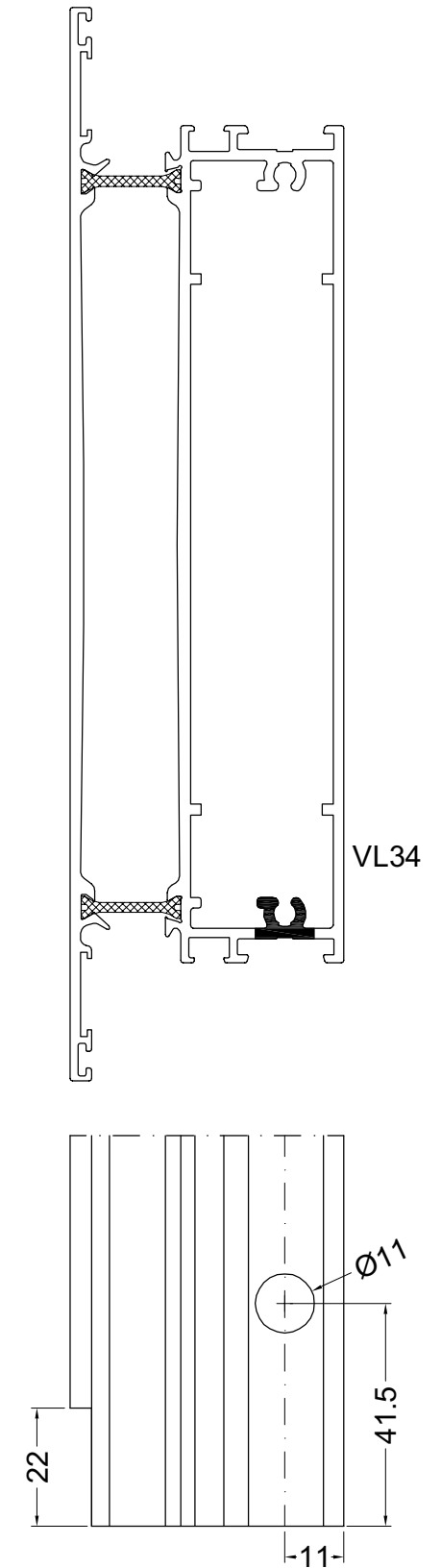
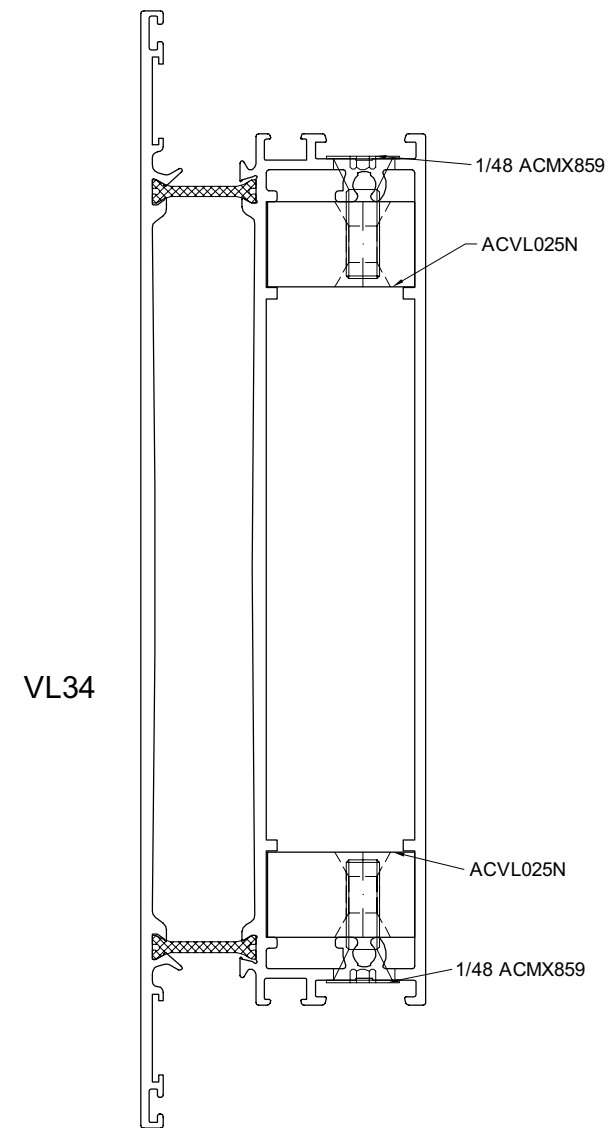
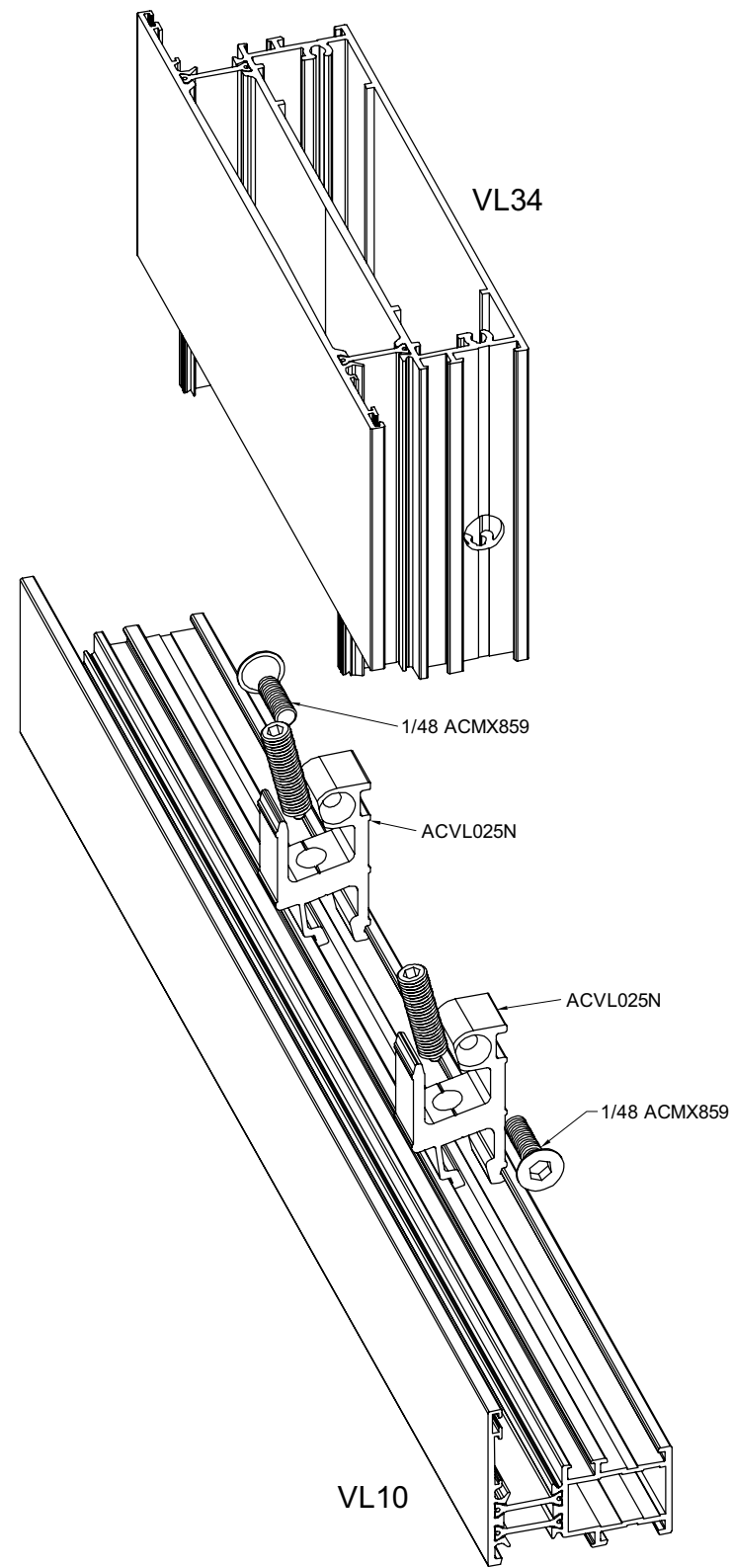


1. Ontvetten van zaagsnede
Degraisser les coupes de sciages
Entfetten der schnitt kante
Skim the face cut
2. Afkitten met ACSIL04
Colmater avec ACSIL04
Abdichten mit ACSIL04
Seal with ACSIL04
3. Lijmen in profiel met ACSIL013 (met pistool ACSIL08)
Coller dans les chambres avec ACSIL013 (pistolet ACSIL08)
ACSIL013 klebstoff im profil (kleber pistol ACSIL08)
Glue with ACSIL013 in profile (pistol ACSIL08)
4. Schroeven vastdraaien met ACVG66 en ACVL150
Fixe les vis avec ACVG66 et ACVL150
Festmachen der schrauben mit ACVG66 und ACVL150
Fixe the T-coupling with ACVG66 and ACVL150



MONTAGE VL10 - VL32/VL33/VL34 MET ACMX859
MONTAGE VL10 - VL32/VL33/VL34 AVEC ACMX859
ZUSAMMENBAU VL10 - VL32/VL33/VL34 MIT ACMX859
ASSEMBLY VL10 - VL32/VL33/VL34 WITH ACMX859

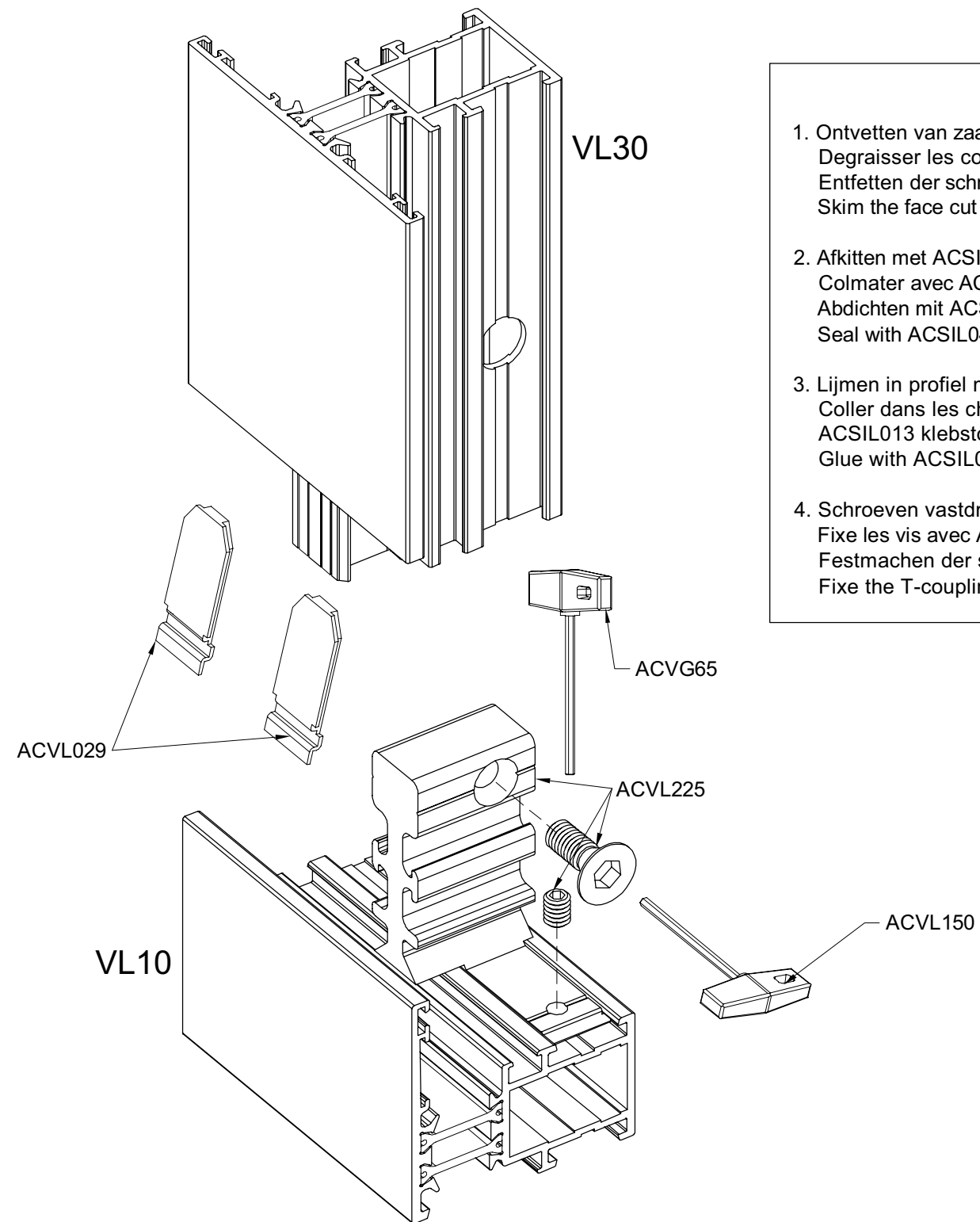
WERKTEKENINGEN - DESSINS DE CONSTRUCTION - KONSTRUKTIONZEICHNUNGEN - CONSTRUCTION DRAWINGS



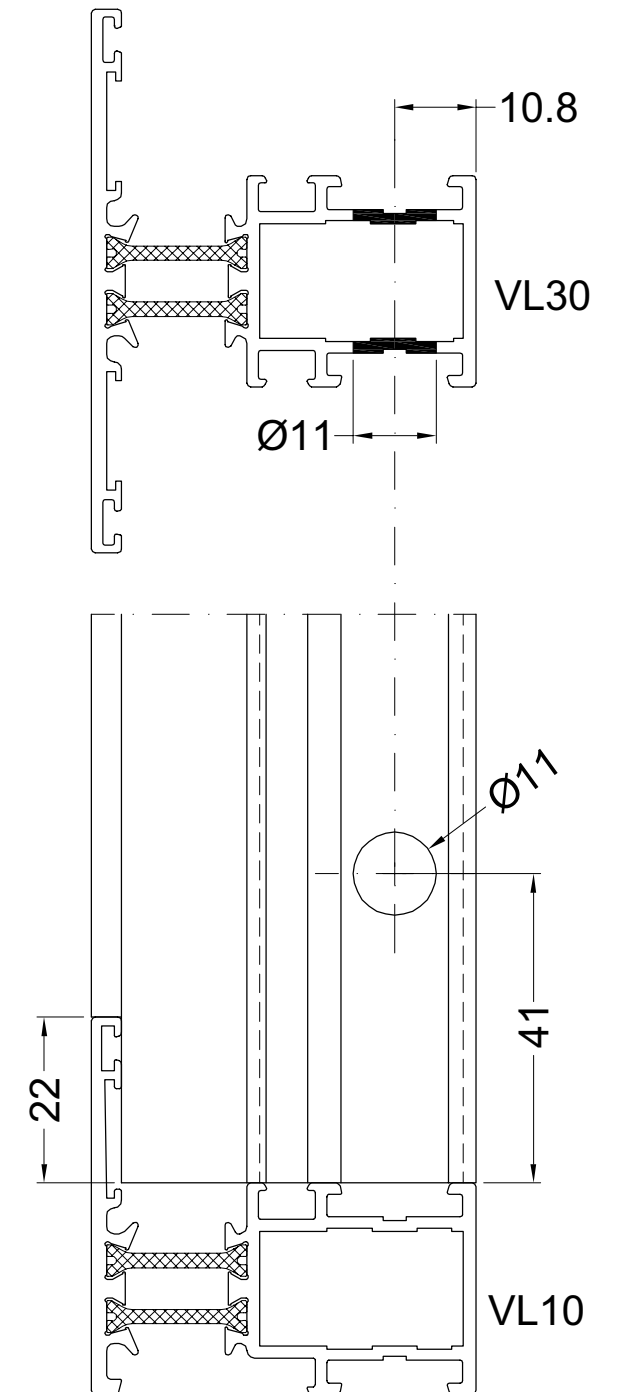
tverbinding

MONTAGE VL10/VL30 MET ACVL225
MONTAGE VL10/VL30 AVEC ACVL225
MONTAGE VL10/VL30 MIT ACVL225
MONTAGE VL10/VL30 WITH ACVL225

WERKTEKENINGEN - DESSINS DE CONSTRUCTION - KONSTRUKTIONZEICHNUNGEN - CONSTRUCTION DRAWINGS



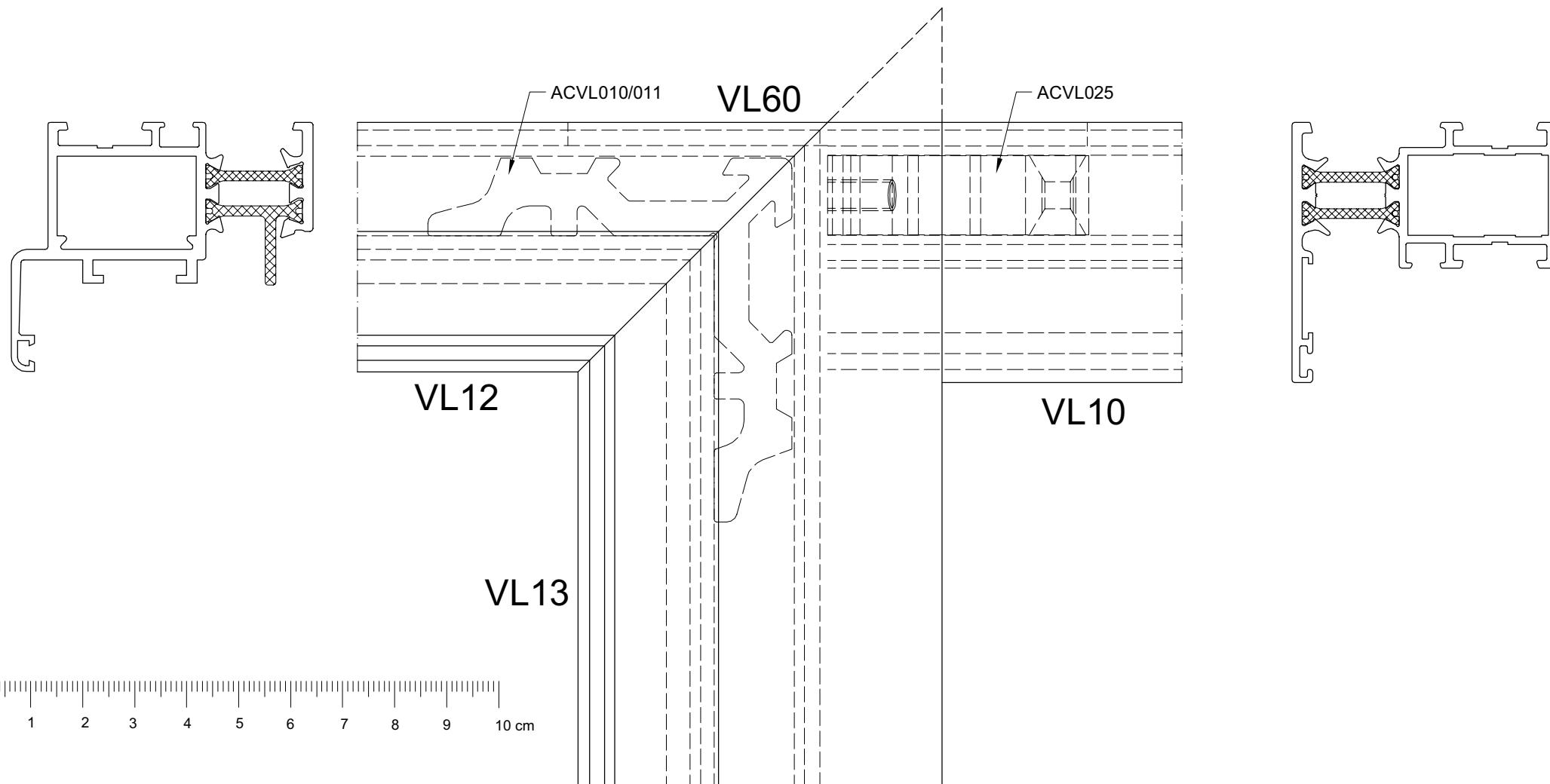
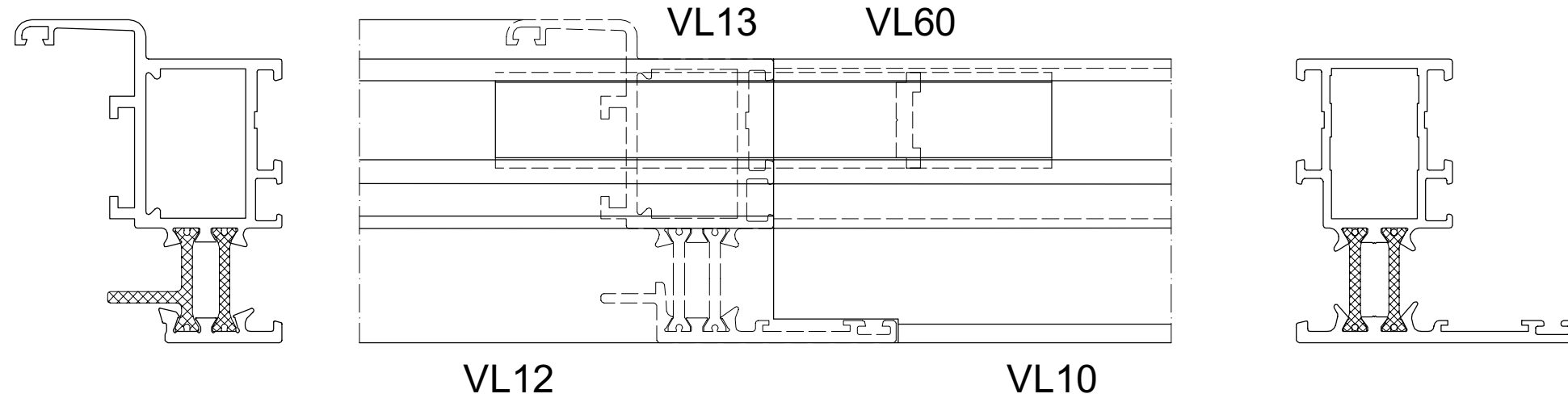
1. Ontvetten van zaagsnede
Degraisser les coupes de sciages
Entfetten der schnitt kante
Skim the face cut
2. Afkitten met ACSIL04
Colmater avec ACSIL04
Abdichten mit ACSIL04
Seal with ACSIL04
3. Lijmen in profiel met ACSIL013 (met pistool ACSIL08)
Coller dans les chambres avec ACSIL013 (pistolet ACSIL08)
ACSIL013 klebstoff im profil (kleber pistol ACSIL08)
Glue with ACSIL013 in profile (pistol ACSIL08)
4. Schroeven vastdraaien met ACVG65 en ACVL150
Fixe les vis avec ACVG65 et ACVL150
Festmachen der schrauben mit ACVG65 und ACVL150
Fixe the T-coupling with ACVG65 and ACVL150



ACVL225




KOPPELING VL12 MET VL10
COUPLAGE VL12 AVEC VL10
KUPPLUNG VL12 MIT VL10
COUPLING VL12 WITH VL10

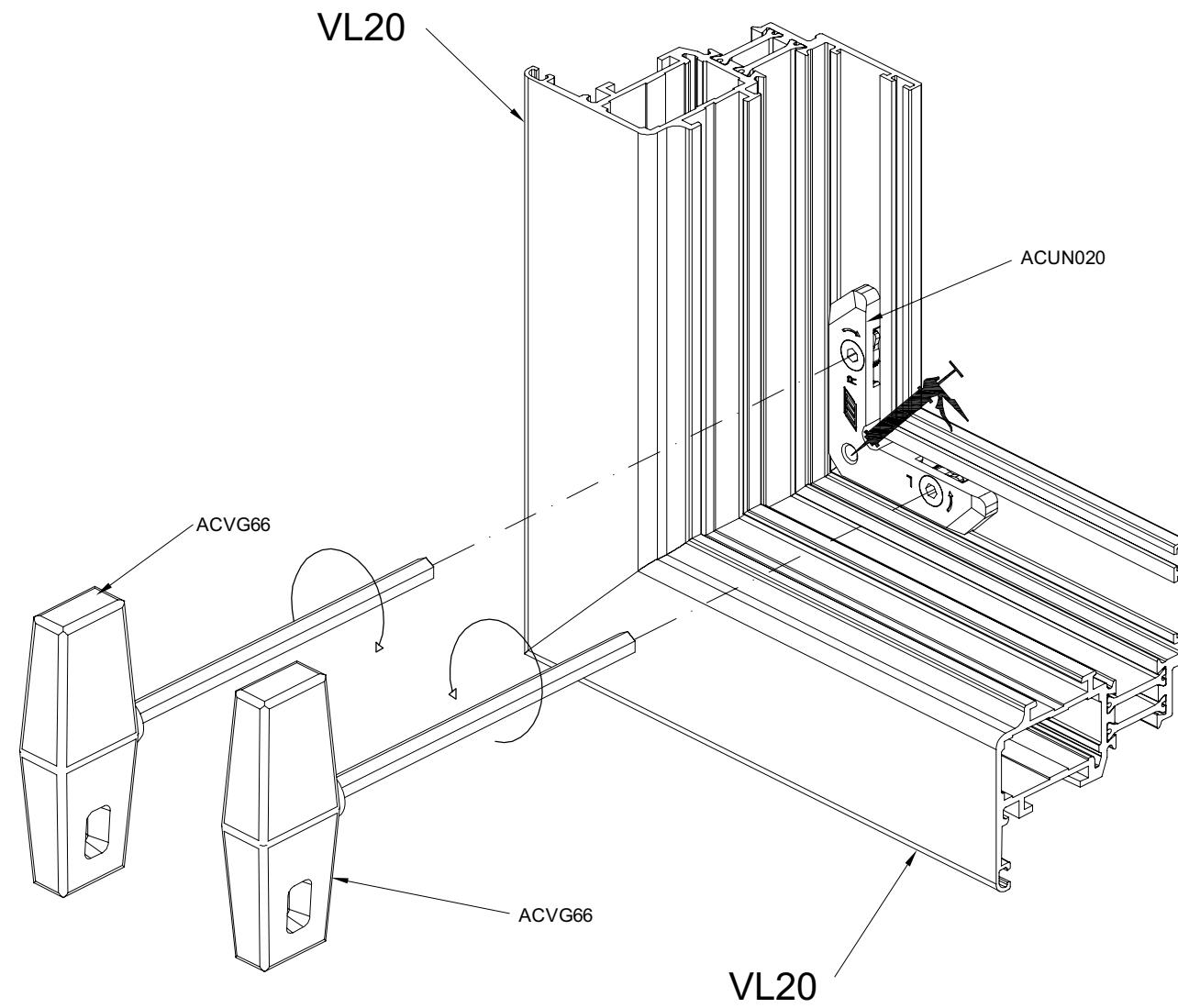
WERKTEKENINGEN - DESSINS DE CONSTRUCTION - KONSTRUKTIONZEICHNUNGEN - CONSTRUCTION DRAWINGS



MONTAGE ACUN020
MONTAGE ACUN020
MONTAGE ACUN020
MONTAGE ACUN020

WERKTEKENINGEN - DESSINS DE CONSTRUCTION - KONSTRUKTIONZEICHNUNGEN - CONSTRUCTION DRAWINGS

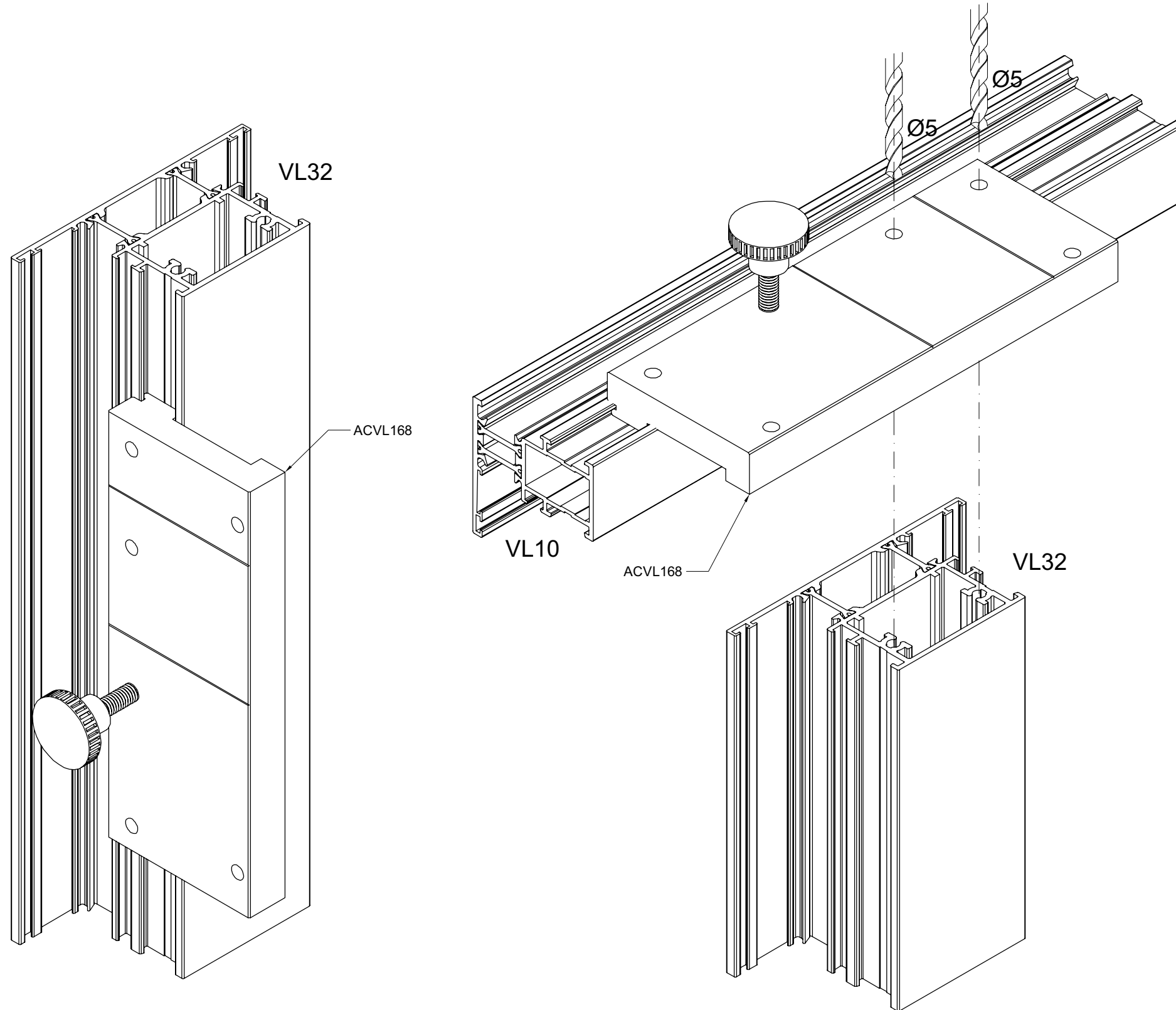
	+		of/ou/oder/or		← OK!!!
Acun020		Acvg131		Acvg131n	
UITSLUITEND MET BUITENRUBBER ACVG131 OF ACVG131N					
UNIQUEMENT AVEC JOINTS EXTERIEURS ACVG131 OU ACVG131N					
AUSSCHLIEßLICH MIT AUßENDICHTUNG ACVG131 ODER ACVG131N					
EXCLUSIVELY WITH OUTSIDE GASKETS ACVG131 AND ACVG131N					



un020

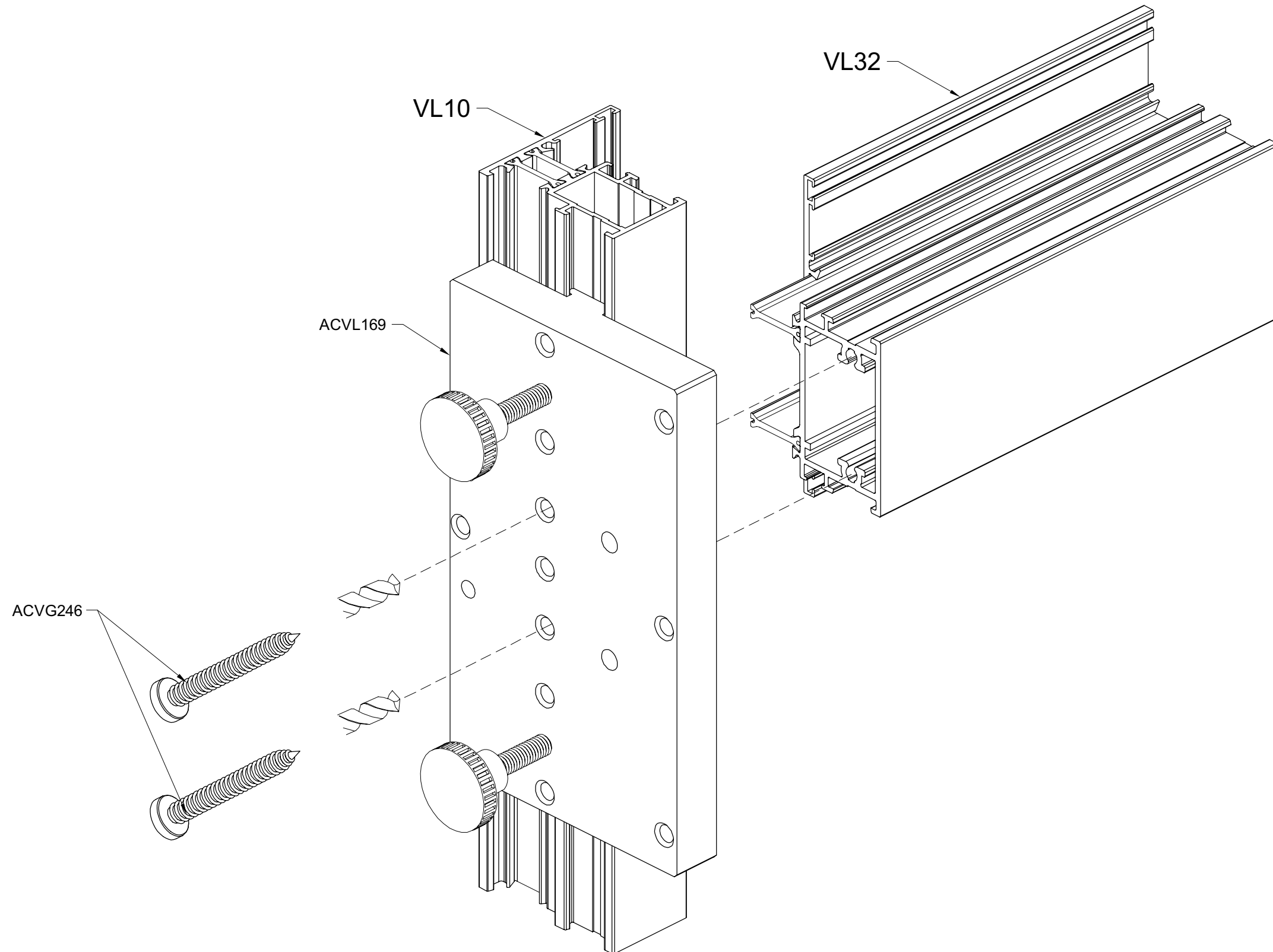
MONTAGE BOORMAL ACVL168
MONTAGE CALIBRE ACVL168
MONTAGE BOHRSCHABLONE ACVL168
MONTAGE BORING JIG SET ACVL168

WERKTEKENINGEN - DESSINS DE CONSTRUCTION - KONSTRUKTIONZEICHNUNGEN - CONSTRUCTION DRAWINGS

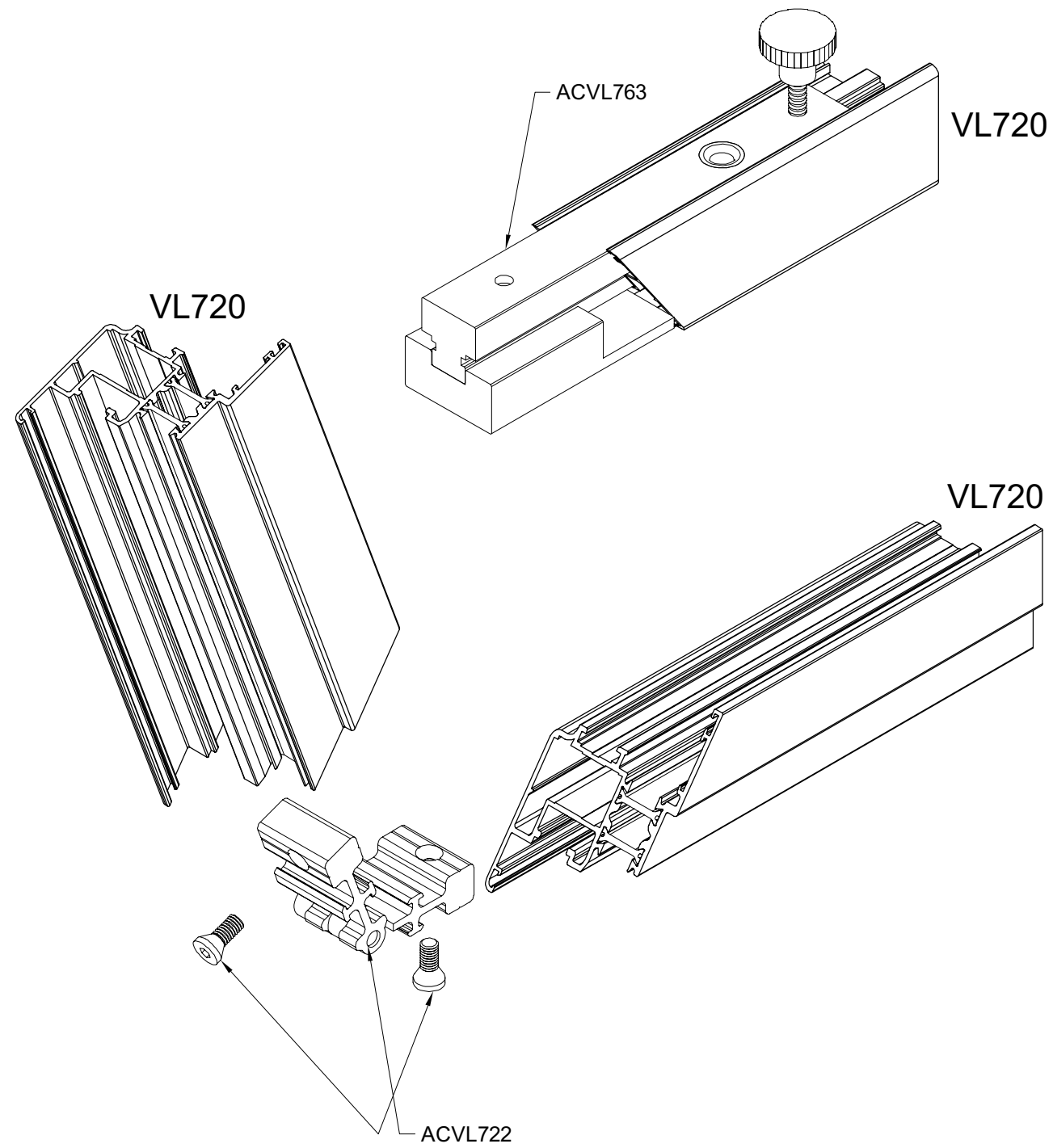


MONTAGE BOORMAL ACVL169
MONTAGE CALIBRE ACVL169
MONTAGE BOHRSCHABLONE ACVL169
MONTAGE BORING JIG SET ACVL169

WERKTEKENINGEN - DESSINS DE CONSTRUCTION - KONSTRUKTIONZEICHNUNGEN - CONSTRUCTION DRAWINGS

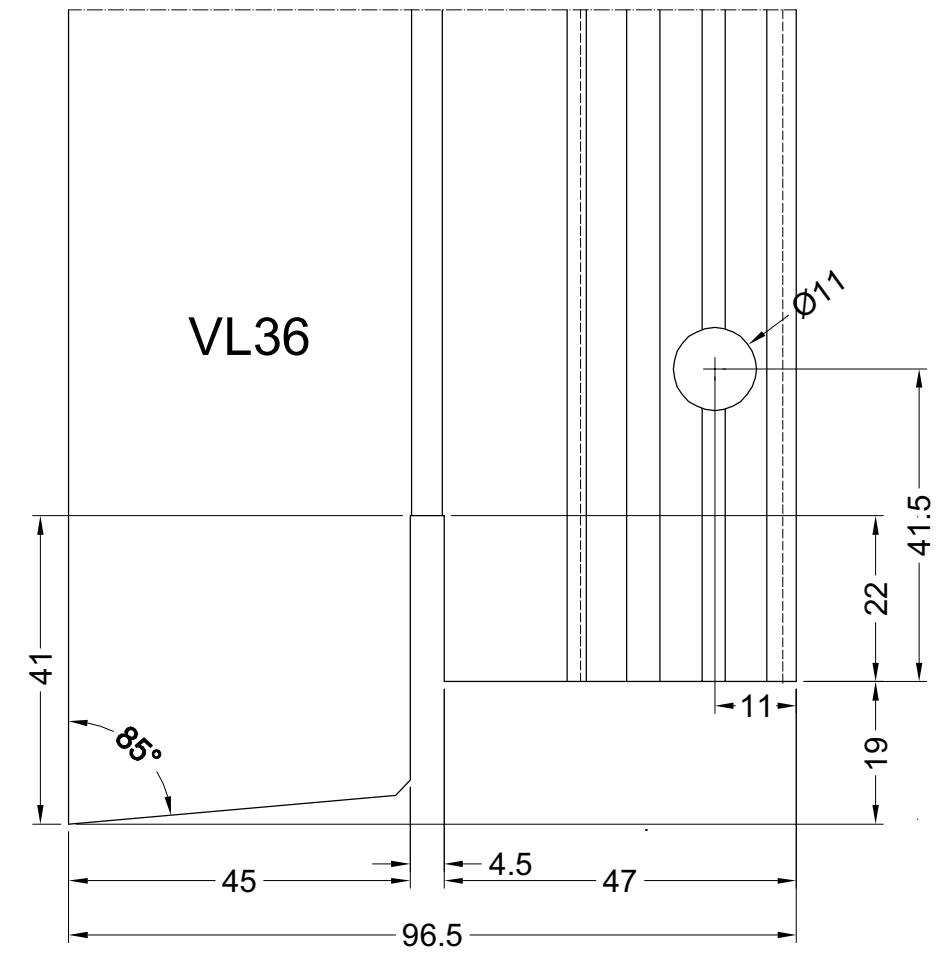
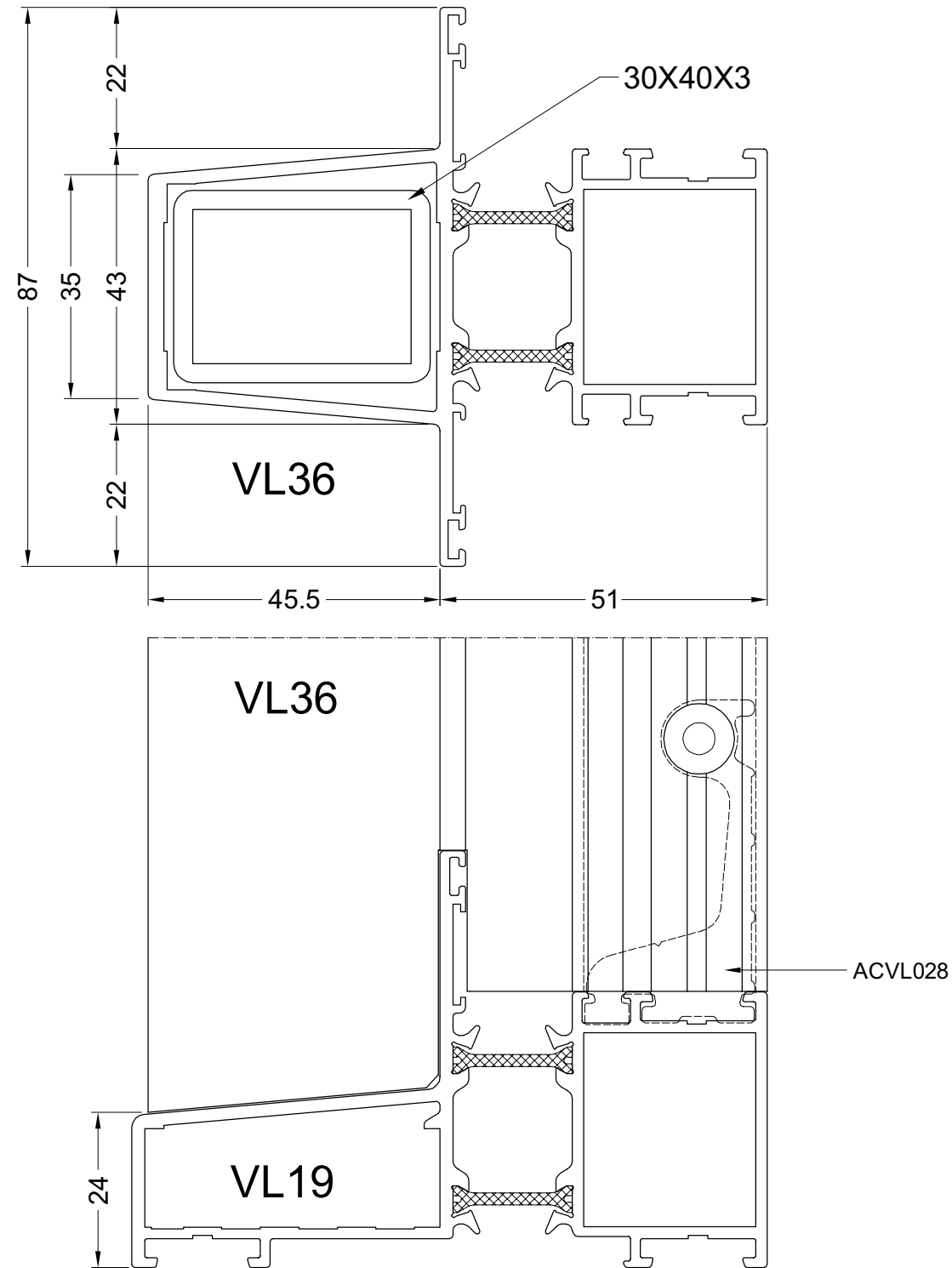


acvl169



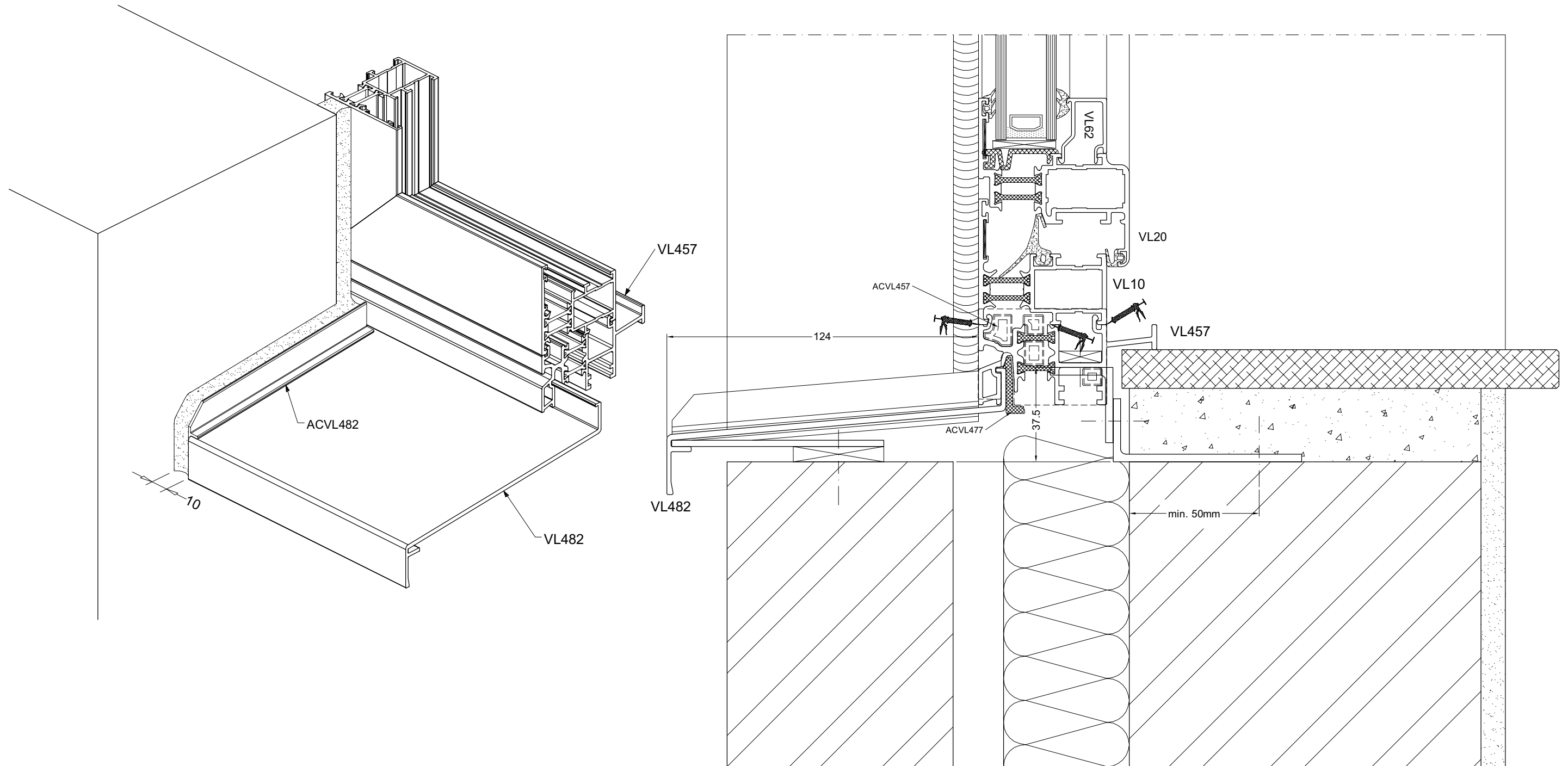
MONTAGE VL36 MET VL19
MONTAGE VL36 AVEC VL19
MONTAGE VL36 MIT VL19
MONTAGE VL36 WITH VL19

WERKTEKENINGEN - DESSINS DE CONSTRUCTION - KONSTRUKTIONZEICHNUNGEN - CONSTRUCTION DRAWINGS



MONTAGE DORPEL
MONTAGE SEUIL
MONTAGE SCHWELLE
ASSEMBLY SILL

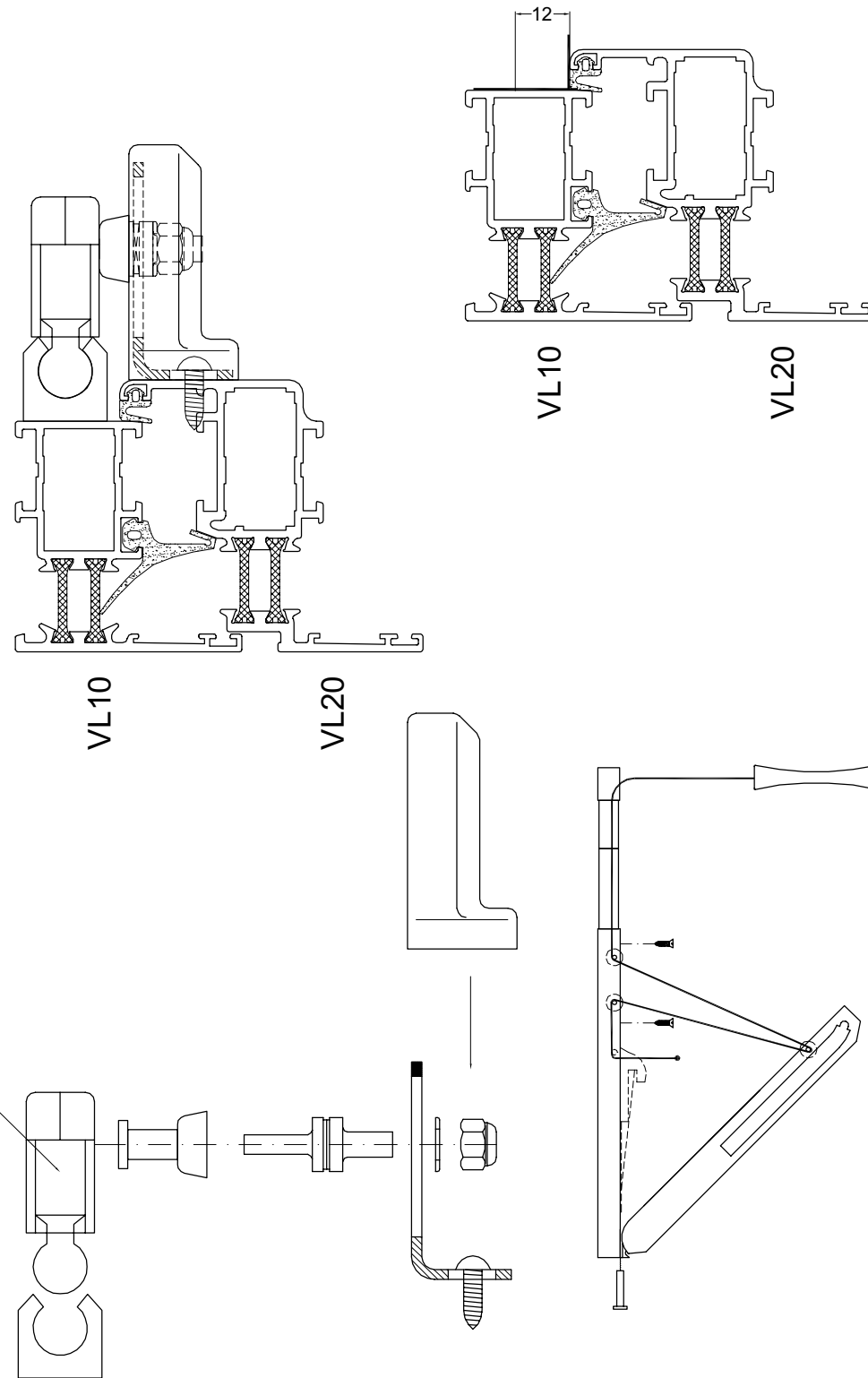
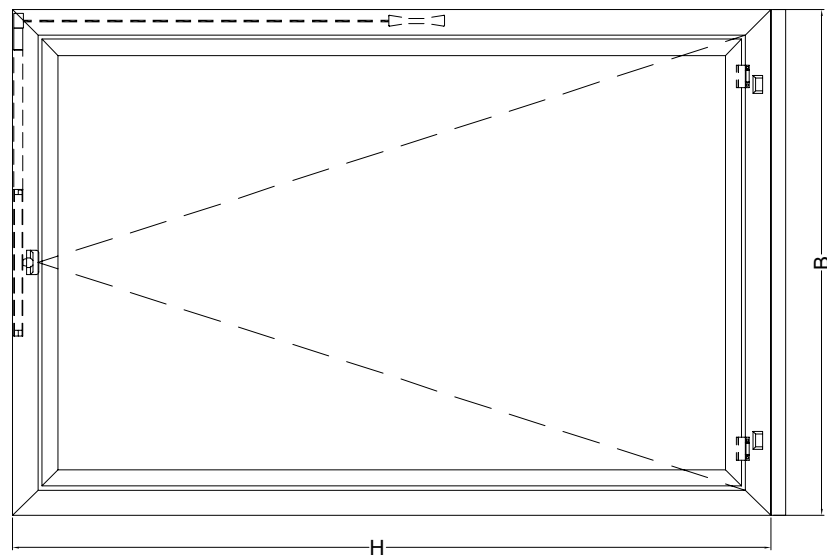
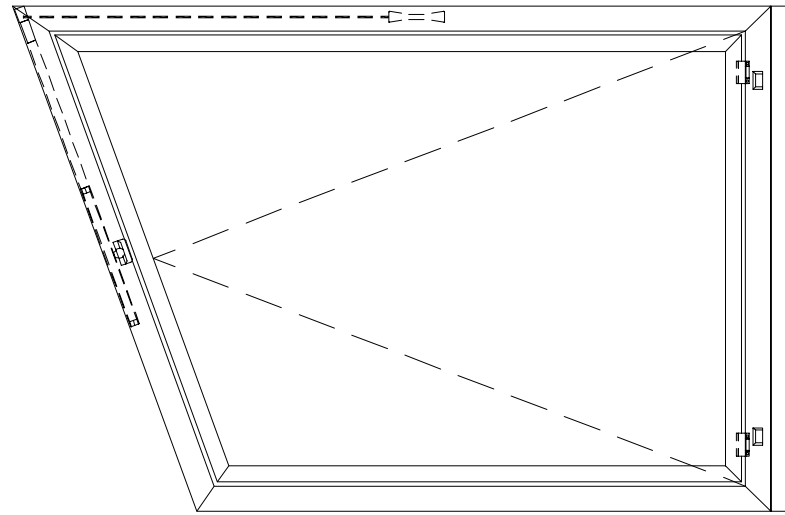
WERKTEKENINGEN - DESSINS DE CONSTRUCTION - KONSTRUKTIONZEICHNUNGEN - CONSTRUCTION DRAWINGS



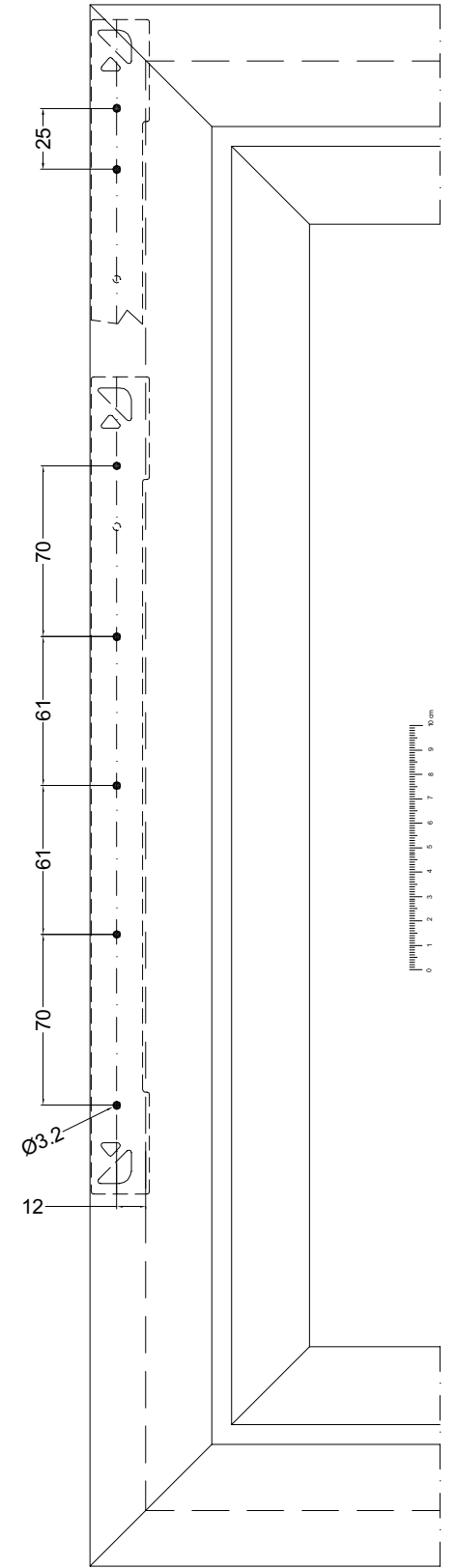
montv482

BESLAG KIPRAAM
FERRURE FENETRE BATTANT
BESCHLAG KIPFLUGEL
HARDWARE TILT CASEMENT

WERKTEKENINGEN - DESSINS DE CONSTRUCTION - KONSTRUKTIONZEICHNUNGEN - CONSTRUCTION DRAWINGS



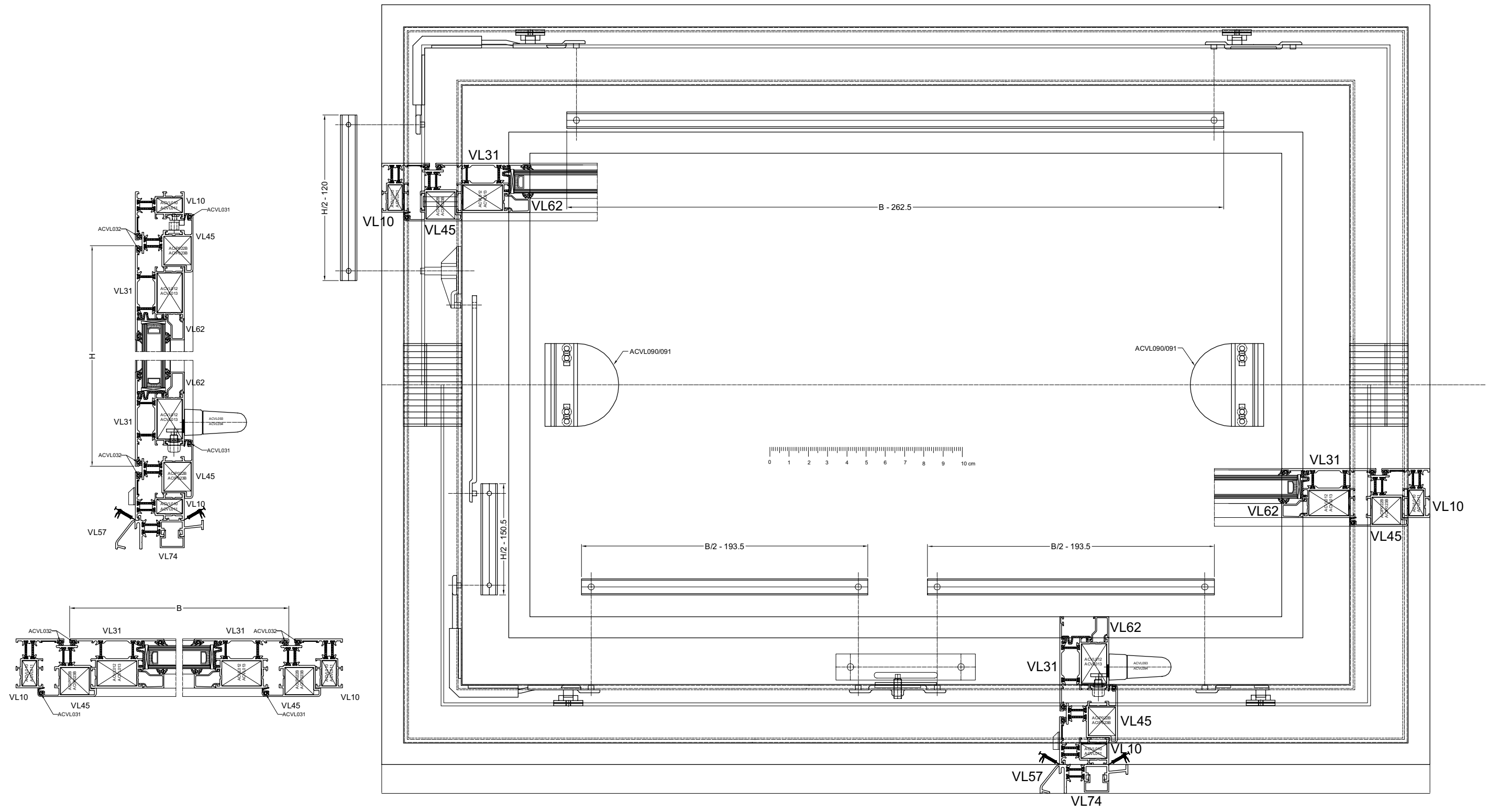
ACMX901 BOORMAL/CALIBRE/BOHRSCHABLONE/BORING JET SET

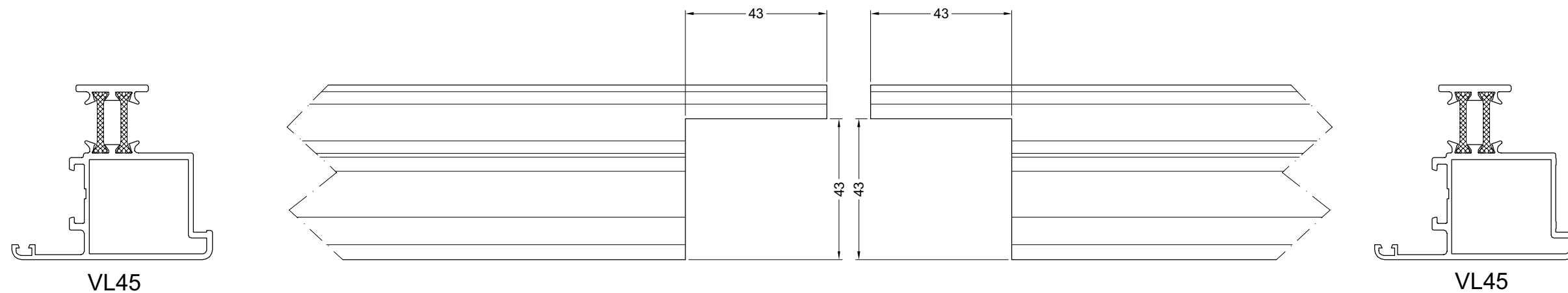
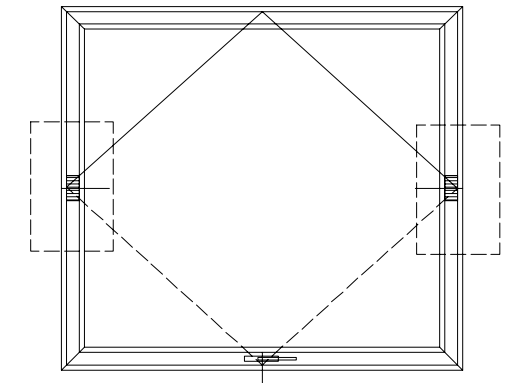


mont2

BESLAG TUIMELRAAM
QUINCAILLERIE BASCULANT
BESCHLAG SCHWINGFLUGEL
HARDWARE PIVOTED WINDOW

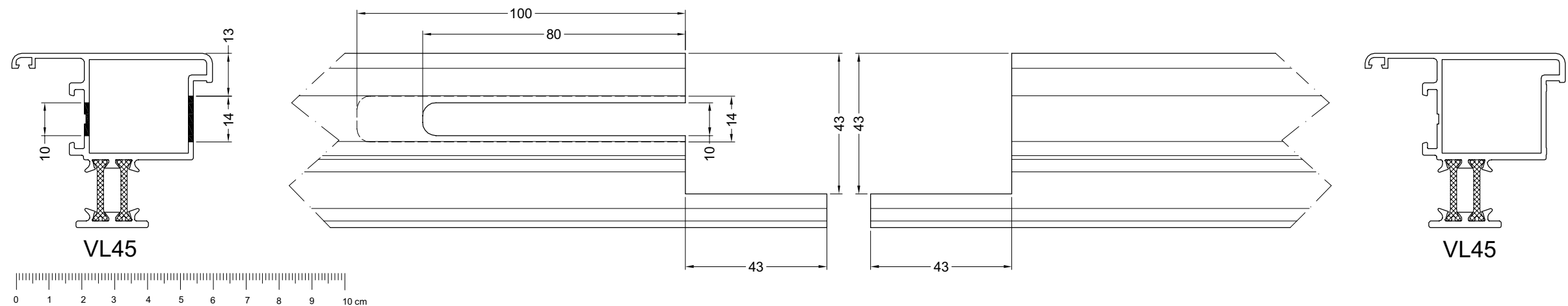
WERKTEKENINGEN - DESSINS DE CONSTRUCTION - KONSTRUKTIONZEICHNUNGEN - CONSTRUCTION DRAWINGS





VL45

VL45

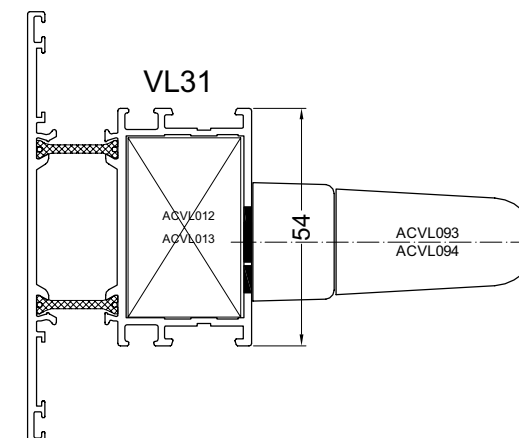
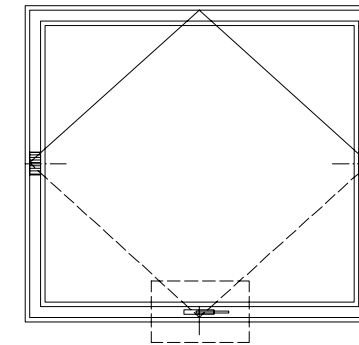
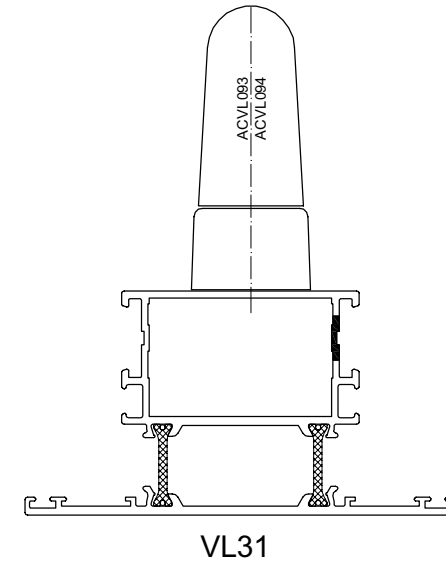
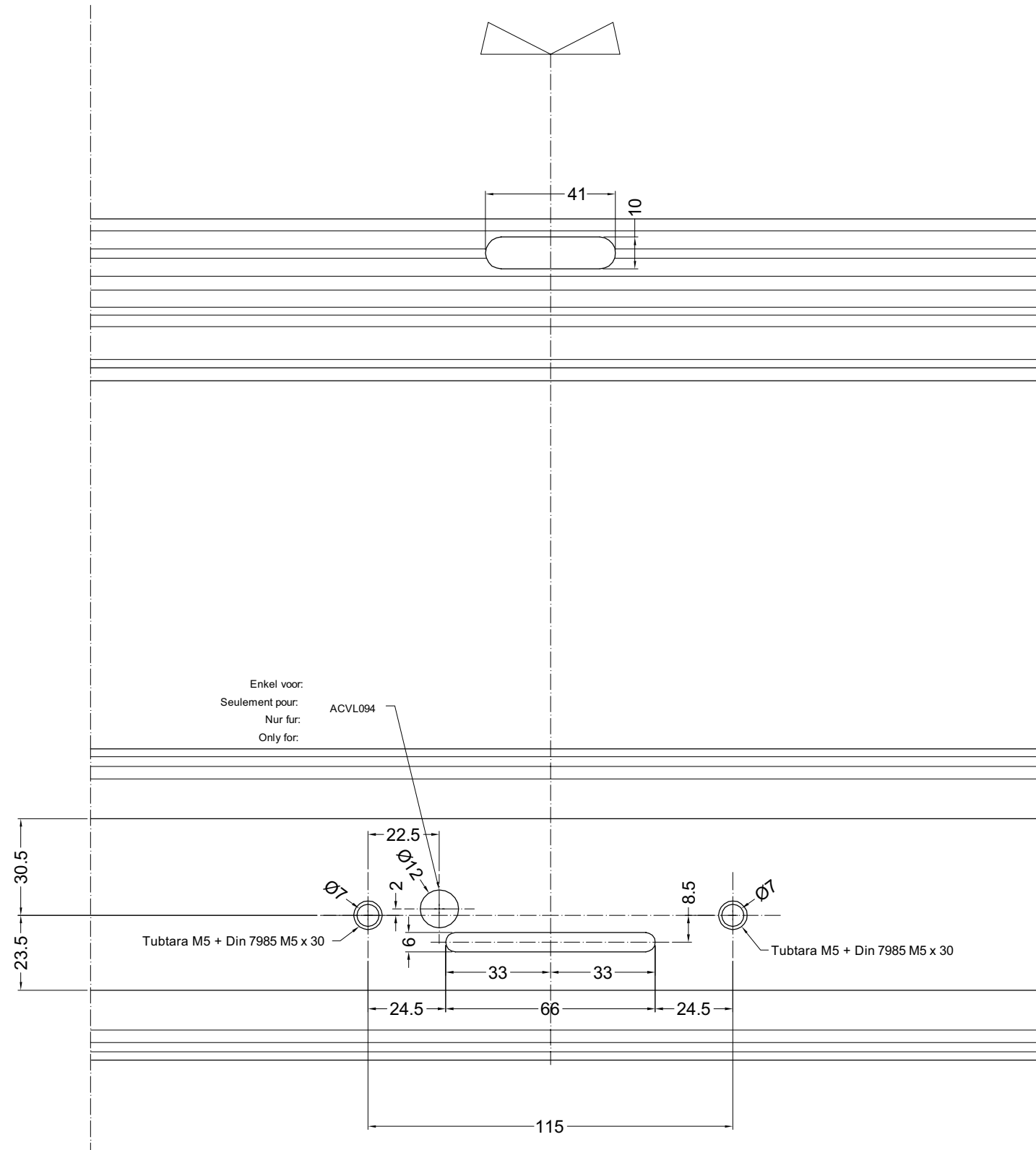


VL45

VL45

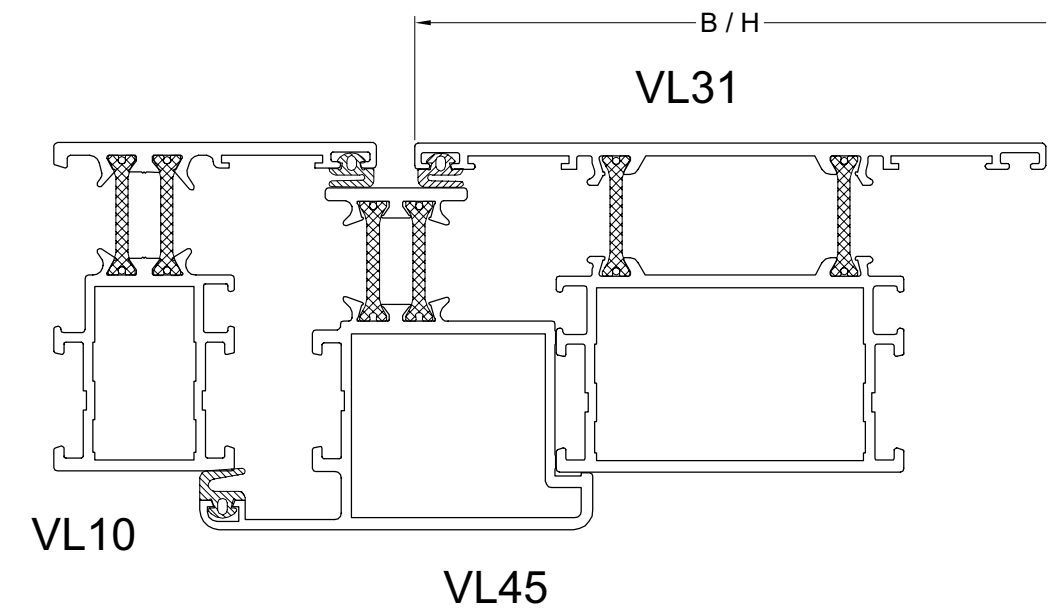
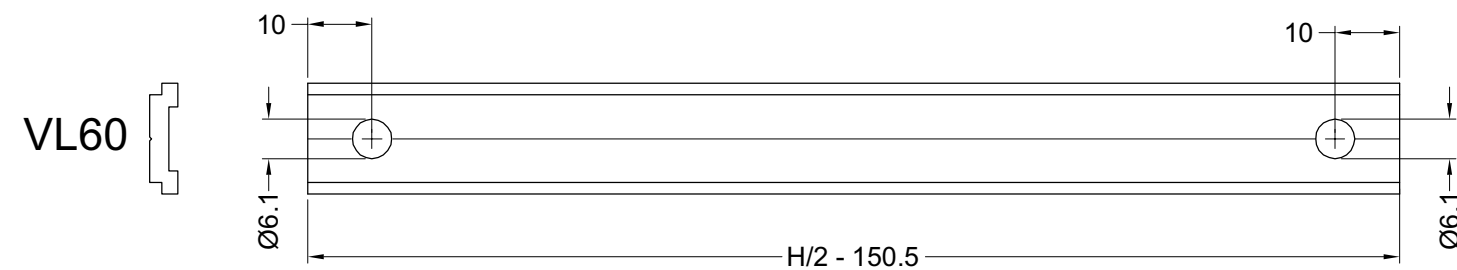
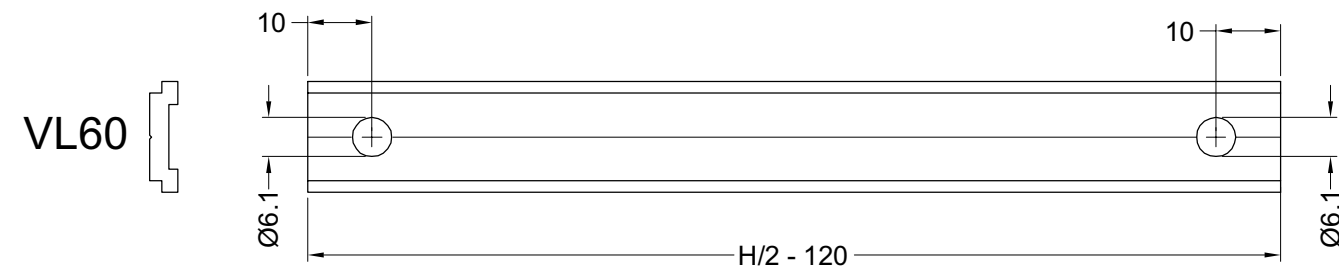
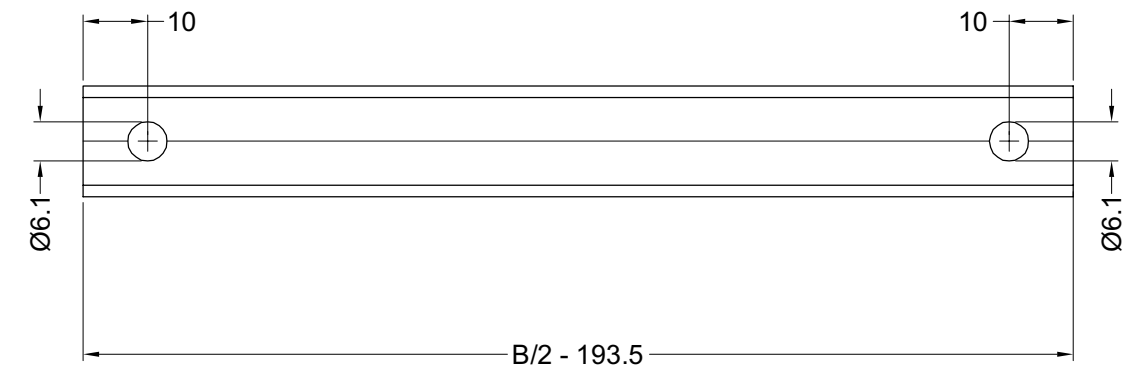
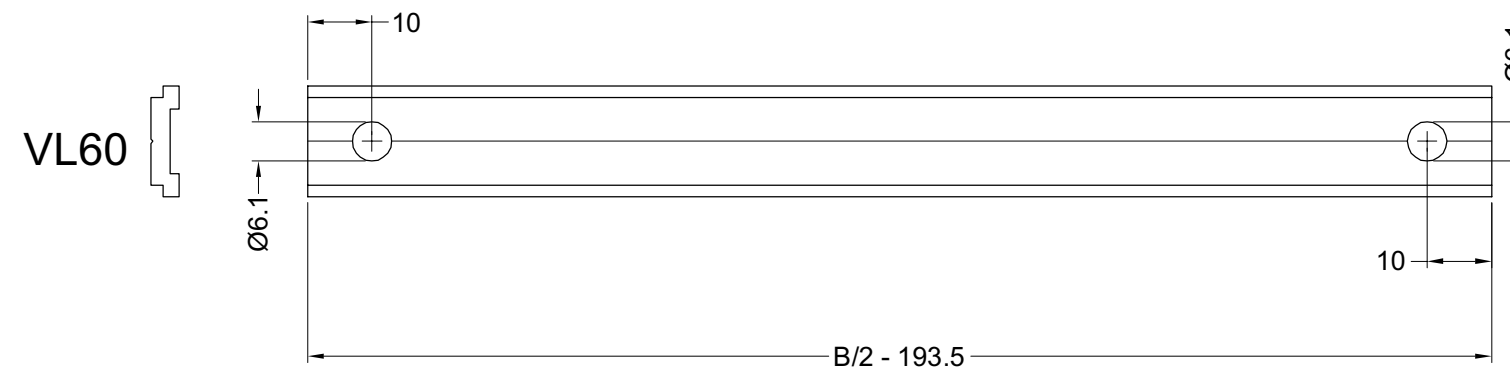
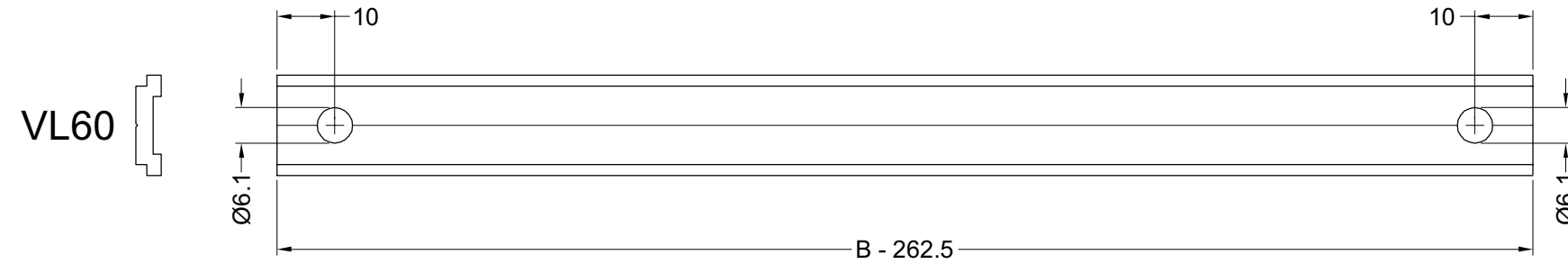
UITSPARING CENTRALE SLUITING
ENTAILLE POUR FERMETURE CENTRALE
EINBAU FÜR ZENTRAL VERSCHLUSS
EMBEDDING FOR CENTRAL LOCK

WERKTEKENINGEN - DESSINS DE CONSTRUCTION - KONSTRUKTIONZEICHNUNGEN - CONSTRUCTION DRAWINGS



SLUITLATTEN TUIMELRAAM
TRINGLES POUR FENETRES BASCULANT
SCHUBSTANGE FÜR SCHWINGFLUGEL
BOLTS FOR PIVOTING WINDOW

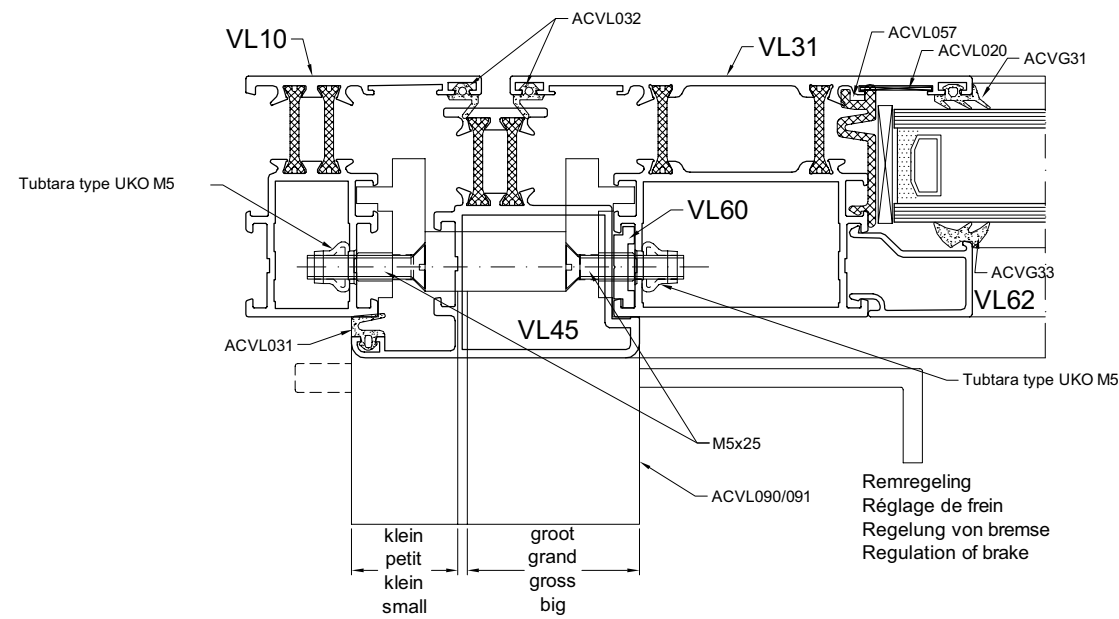
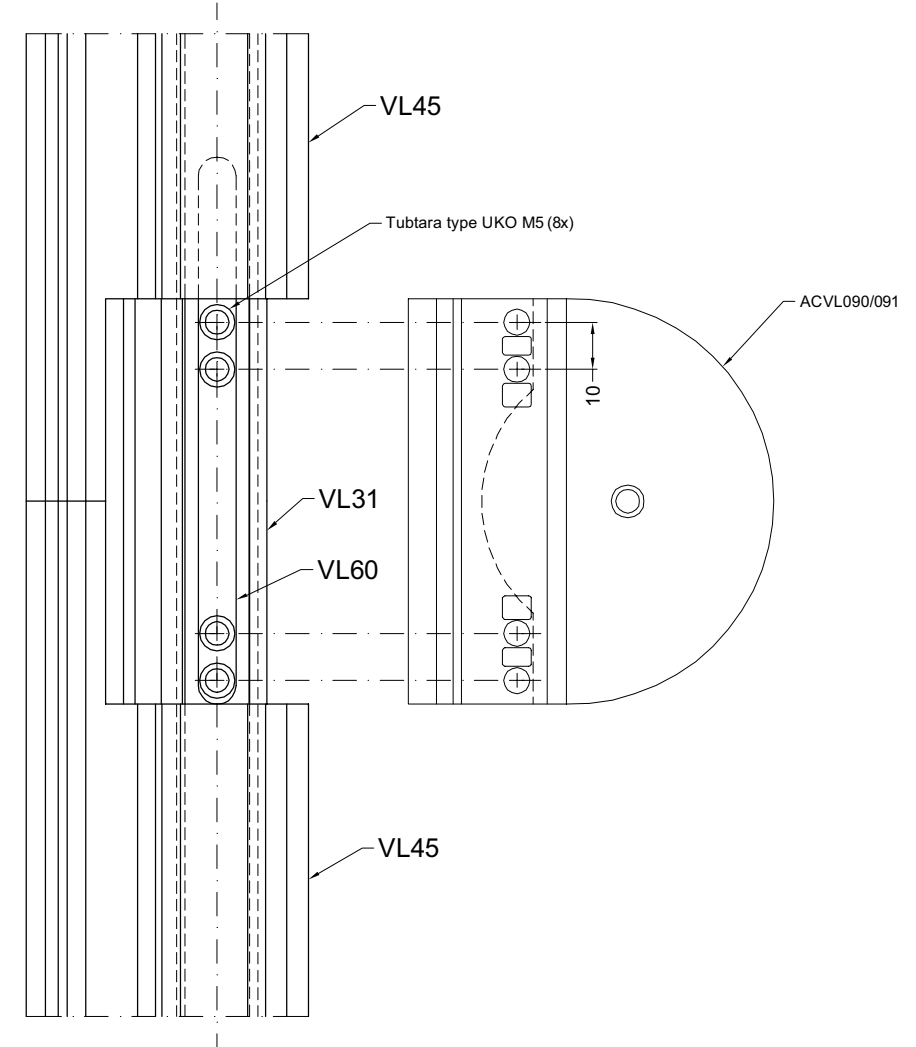
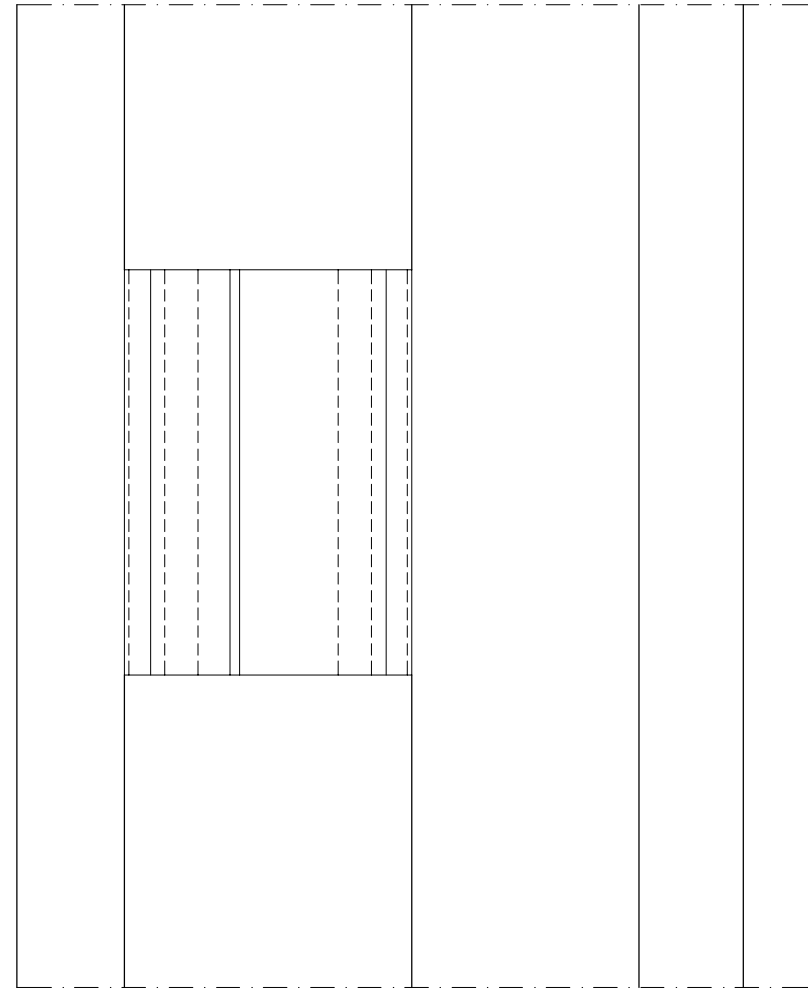
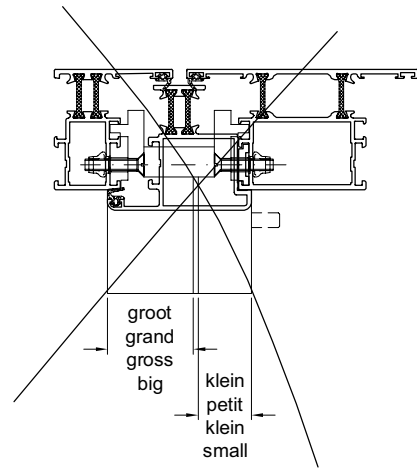
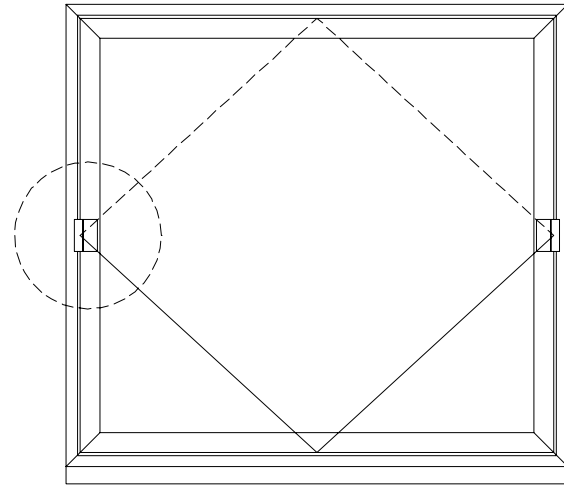
WERKTEKENINGEN - DESSINS DE CONSTRUCTION - KONSTRUKTIONZEICHNUNGEN - CONSTRUCTION DRAWINGS



werkt12

MONTAGE ACVL090 - ACVL091
MONTAGE ACVL090 - ACVL091
MONTAGE ACVL090 - ACVL091
MONTAGE ACVL090 - ACVL091

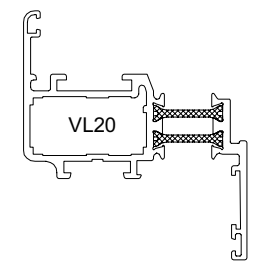
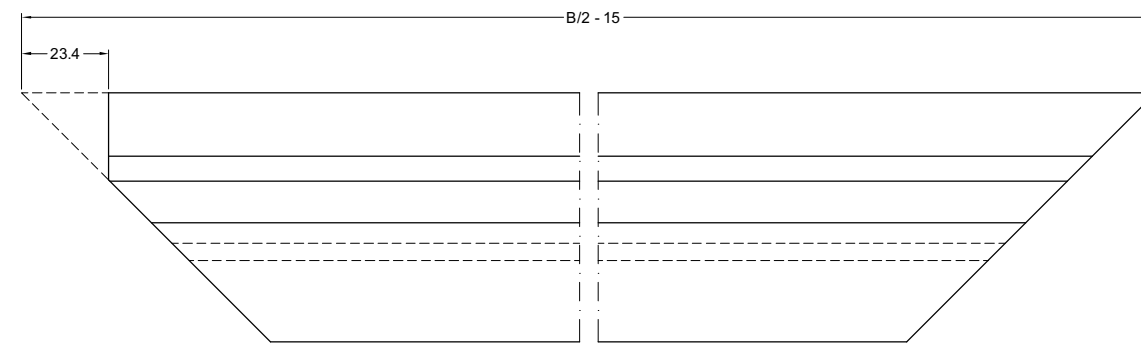
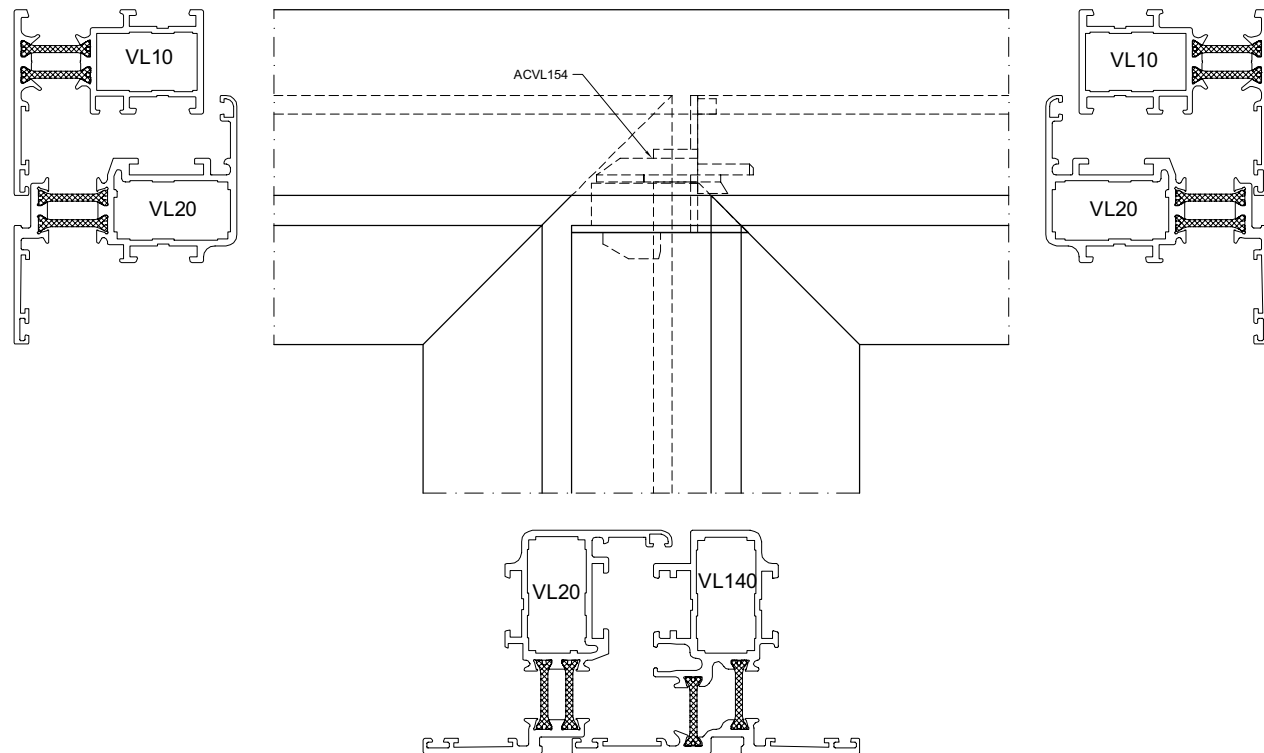
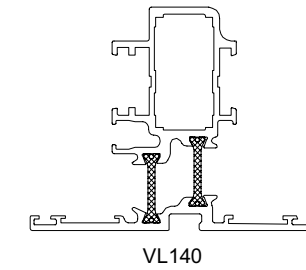
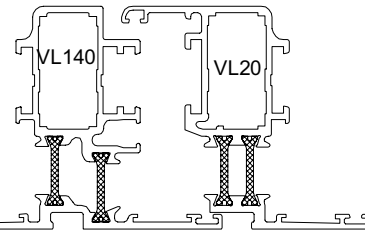
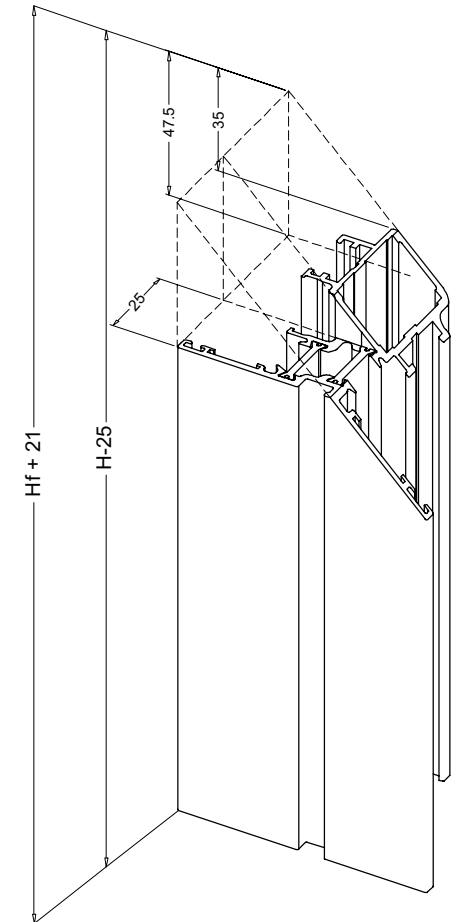
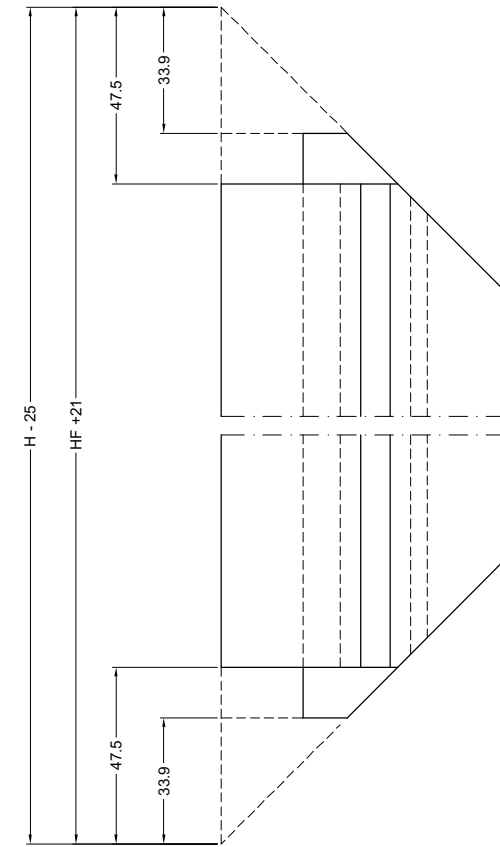
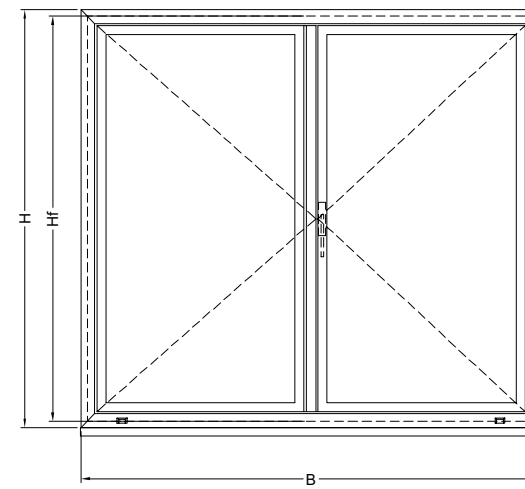
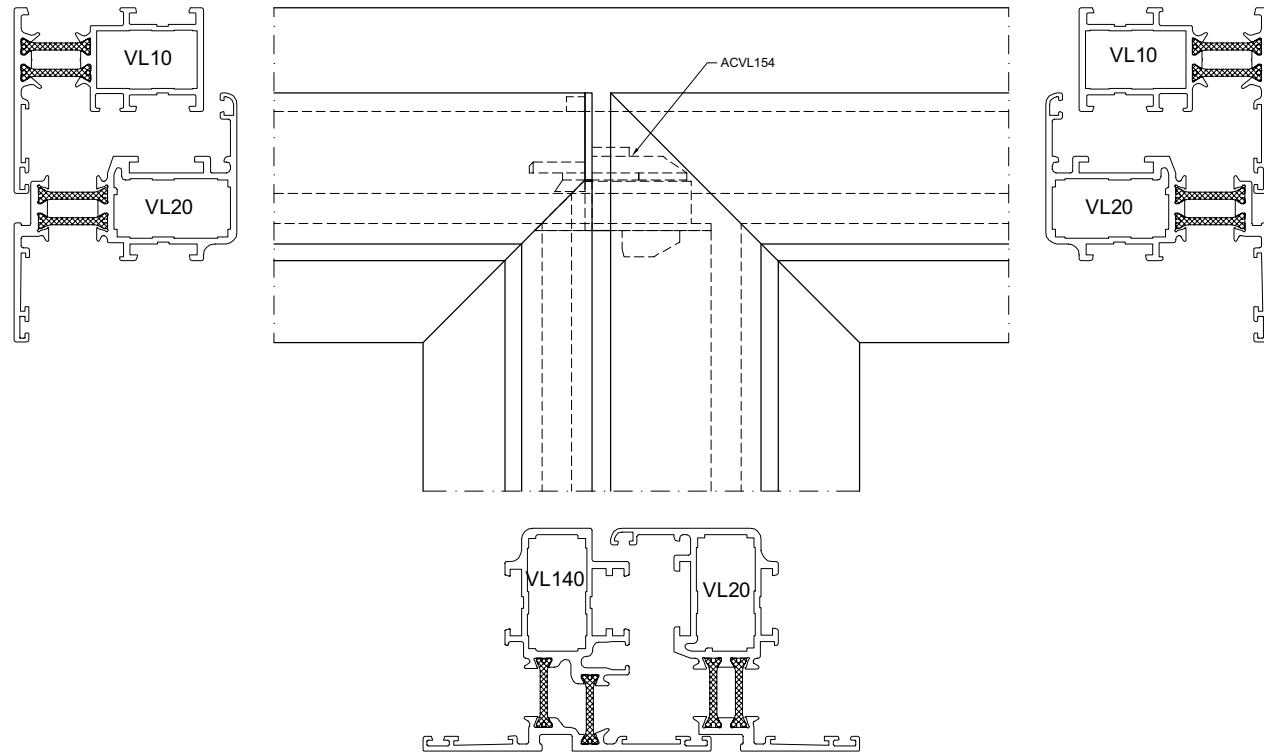
WERKTEKENINGEN - DESSINS DE CONSTRUCTION - KONSTRUKTIONZEICHNUNGEN - CONSTRUCTION DRAWINGS



draaidoos

BEWERKING VL140-VL20 VOOR ACVL154
OPERATION VL140-VL20 POUR ACVL154
OPERATION VL140-VL20 FÜR ACVL154
OPERATION VL140-VL20 FOR ACVL154

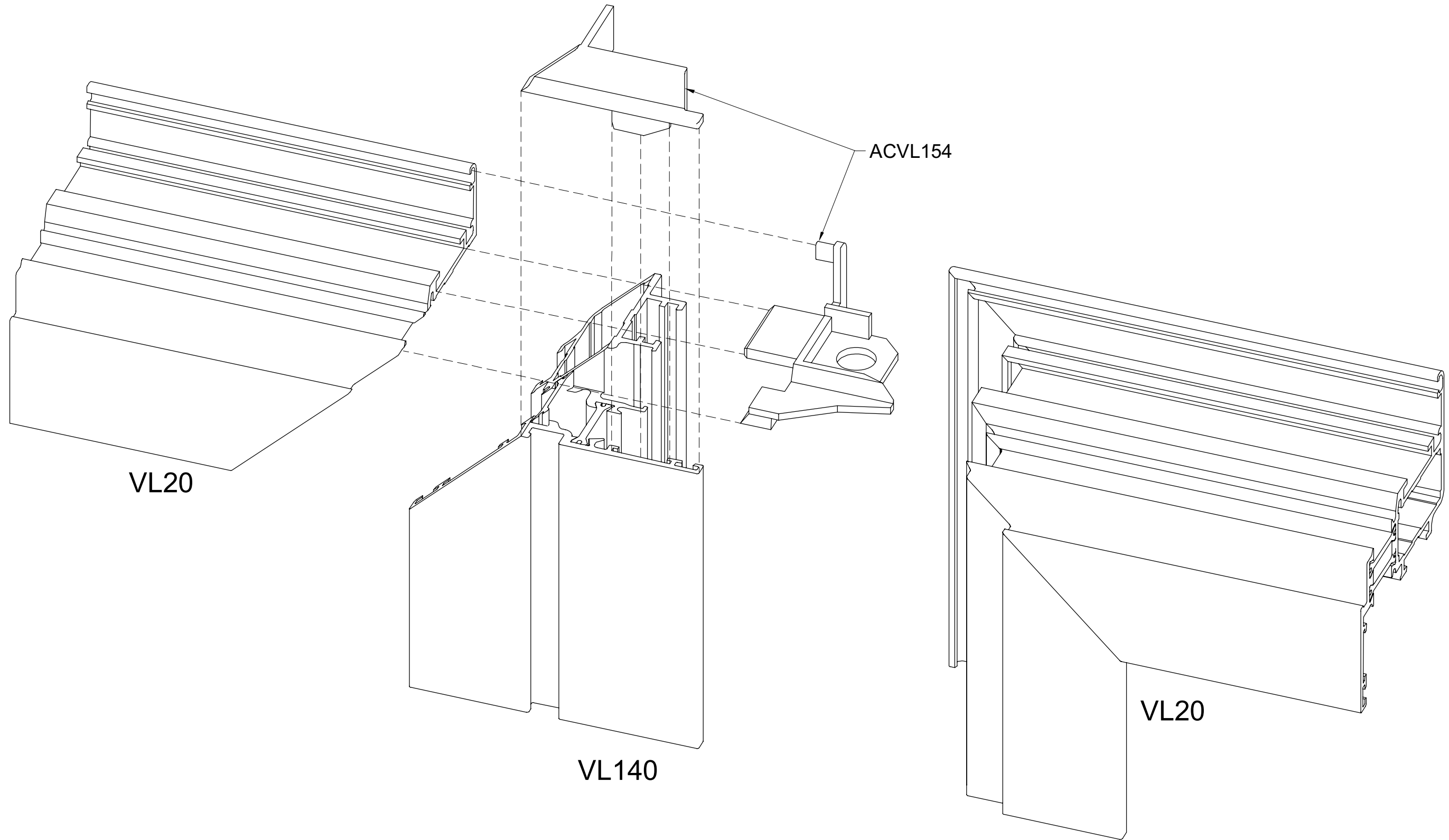
WERKTEKENINGEN - DESSINS DE CONSTRUCTION - KONSTRUKTIONZEICHNUNGEN - CONSTRUCTION DRAWINGS



mont1

MONTAGE ACVL154
MONTAGE ACVL154
MONTAGE ACVL154
MONTAGE ACVL154

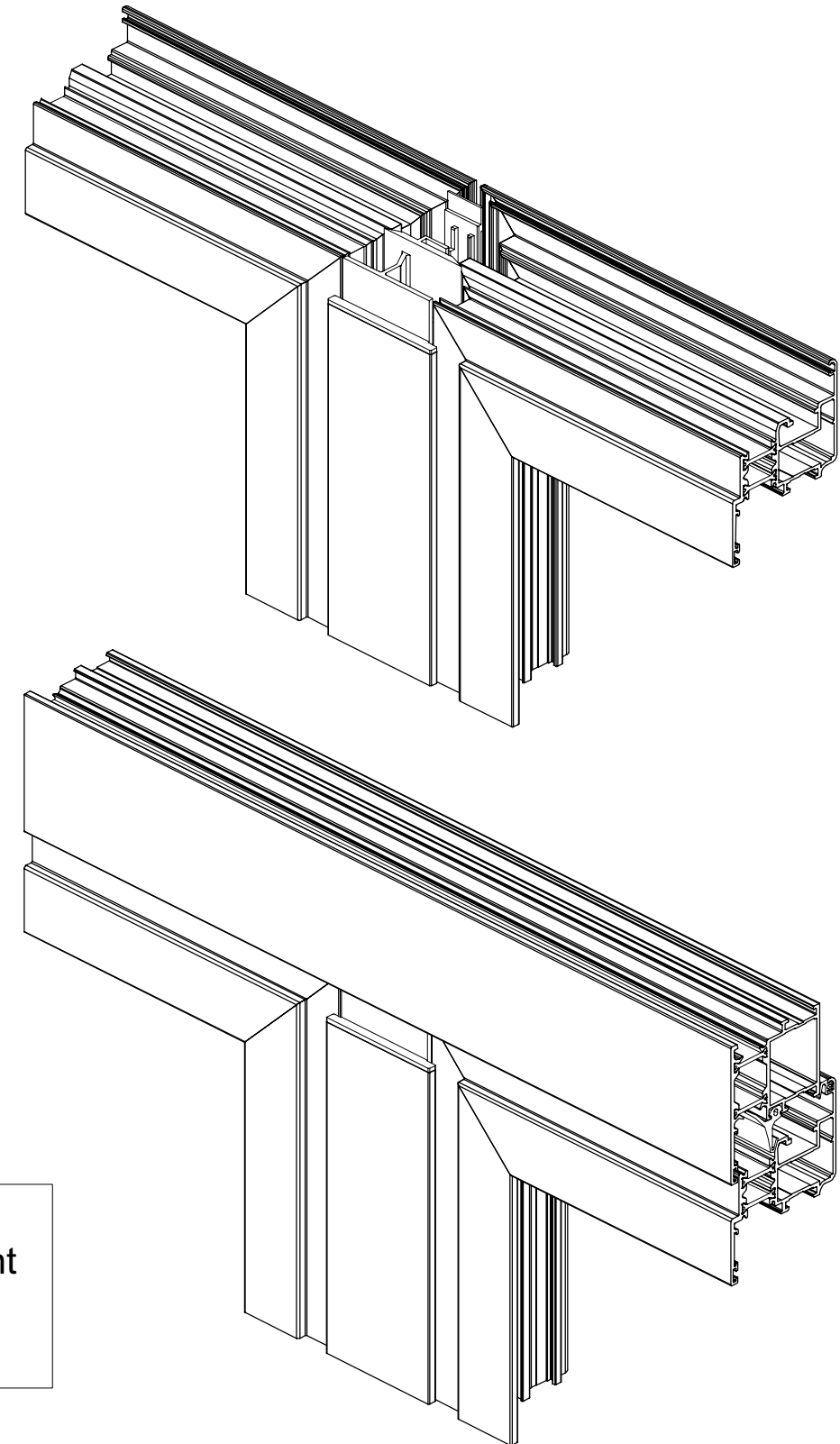
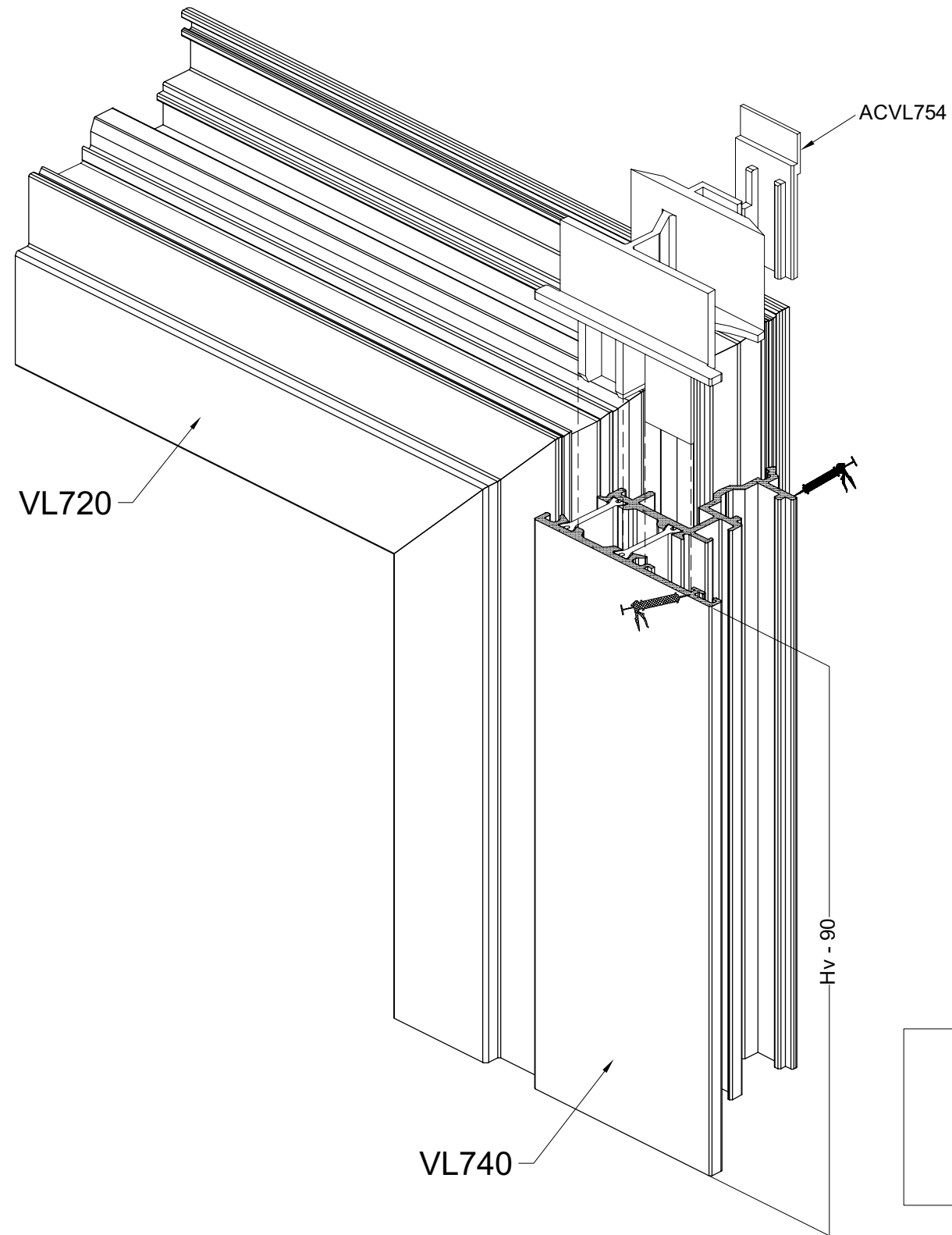
WERKTEKENINGEN - DESSINS DE CONSTRUCTION - KONSTRUKTIONZEICHNUNGEN - CONSTRUCTION DRAWINGS



Scorv140a

MONTAGE ACVL754
MONTAGE ACVL754
MONTAGE ACVL754
MONTAGE ACVL754

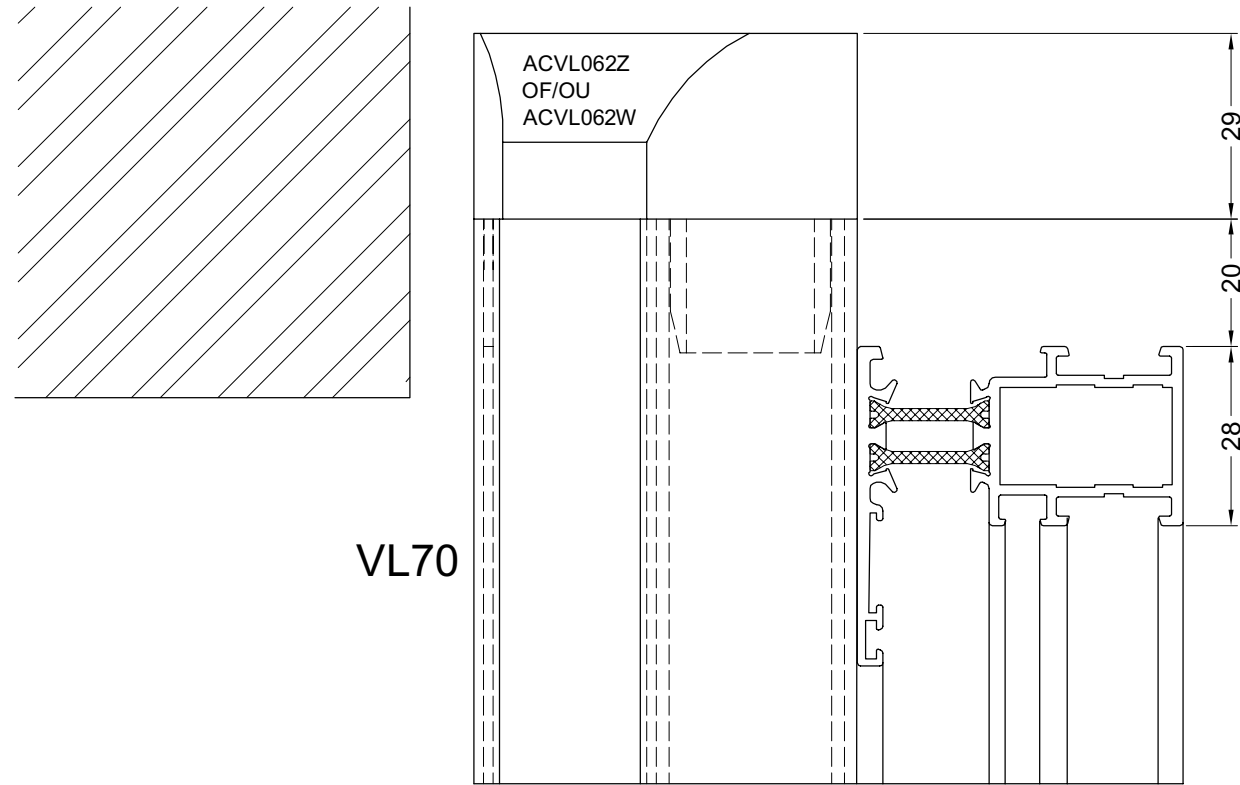
WERKTEKENINGEN - DESSINS DE CONSTRUCTION - KONSTRUKTIONZEICHNUNGEN - CONSTRUCTION DRAWINGS



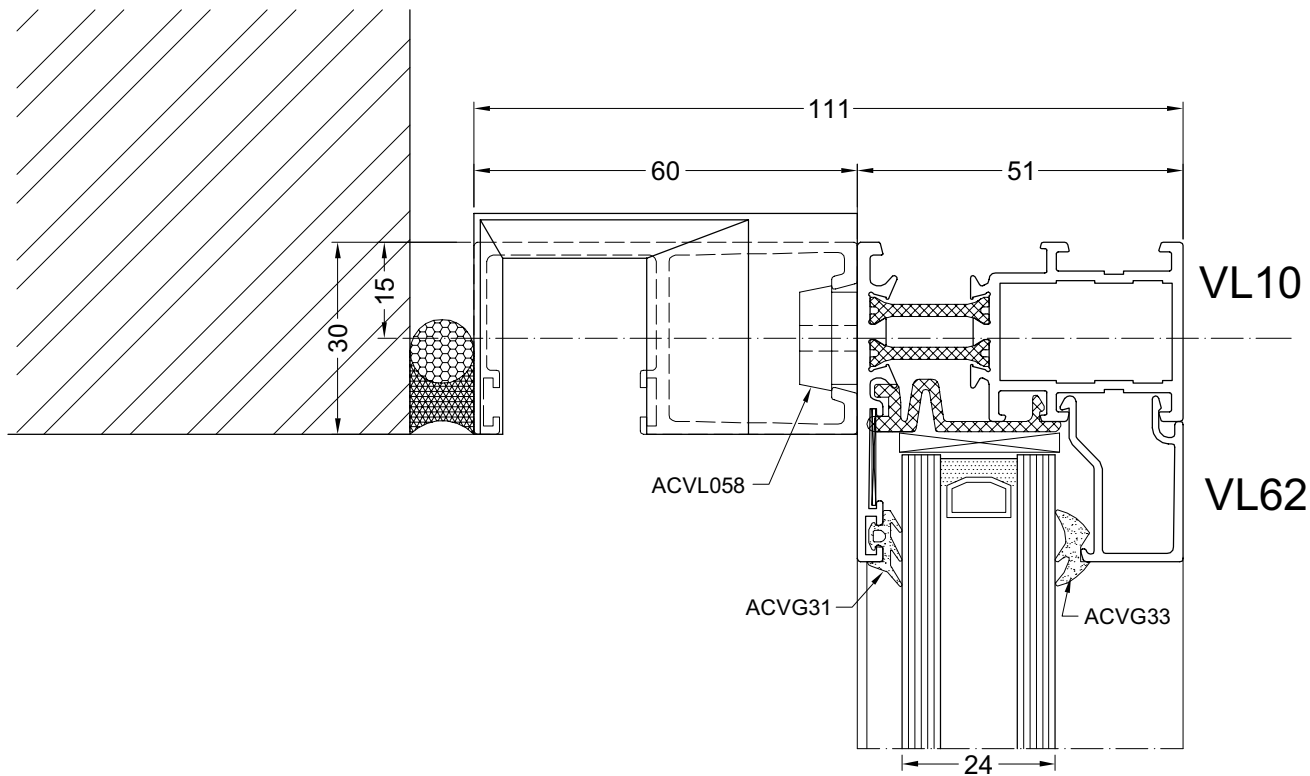
HV= Vleugelhoogte
Hauteur d'ouvrant
Flugel hohe
Vent height

INLOOPSTUK ROLLUIK
EMBOUT POUR GUIDE STORE
EINLAUFSTÜCK ROLLADEN FUHRUNG
ENTERPIECE FOR ROLLING SHUTTER

WERKTEKENINGEN - DESSINS DE CONSTRUCTION - KONSTRUKTIONZEICHNUNGEN - CONSTRUCTION DRAWINGS

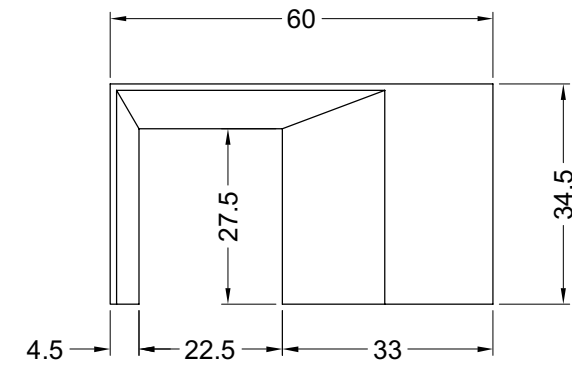
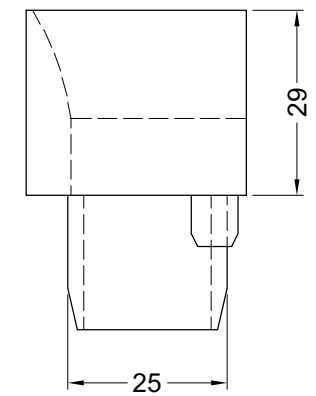
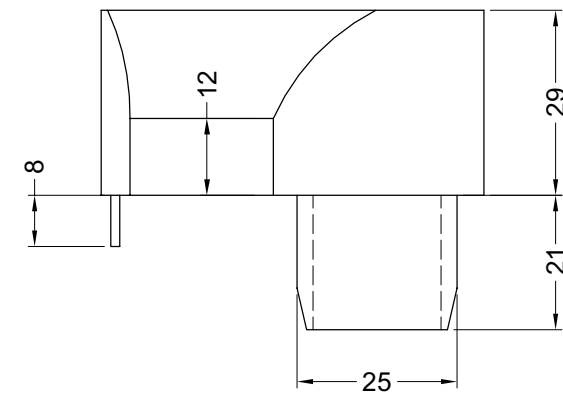


VL70



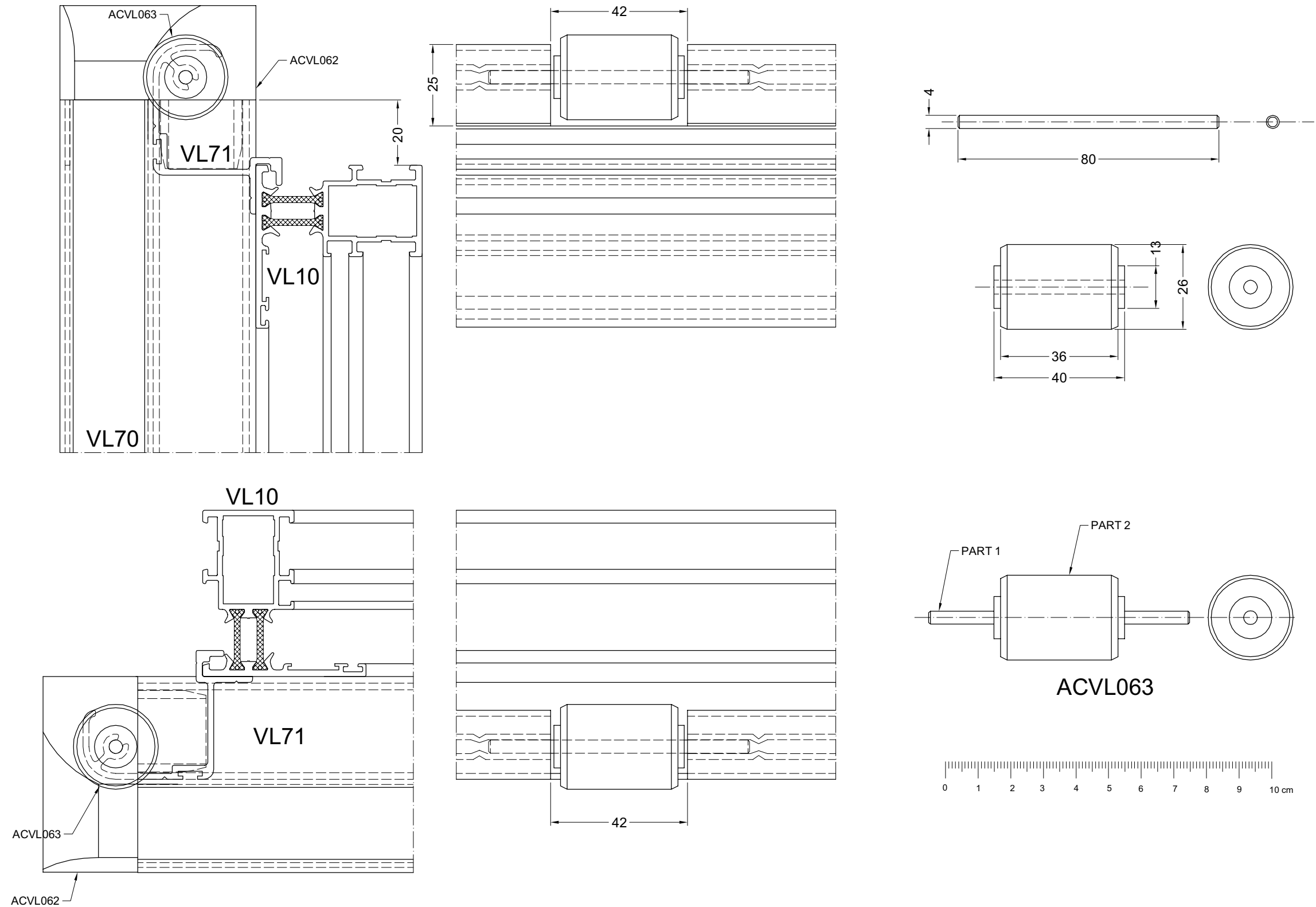
VL10

VL62



Z = ZWART-NOIR-SCHWARZ-BLACK
W = WIT-BLANC-WEISS-WHITE

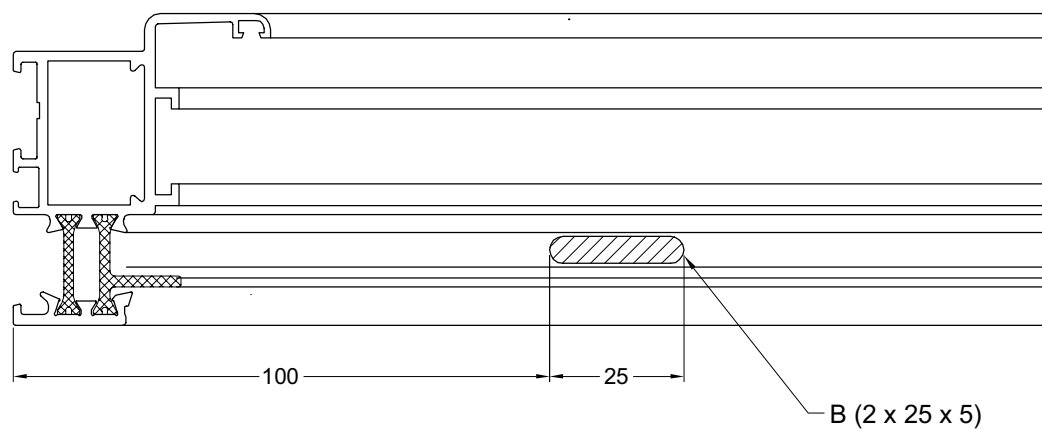
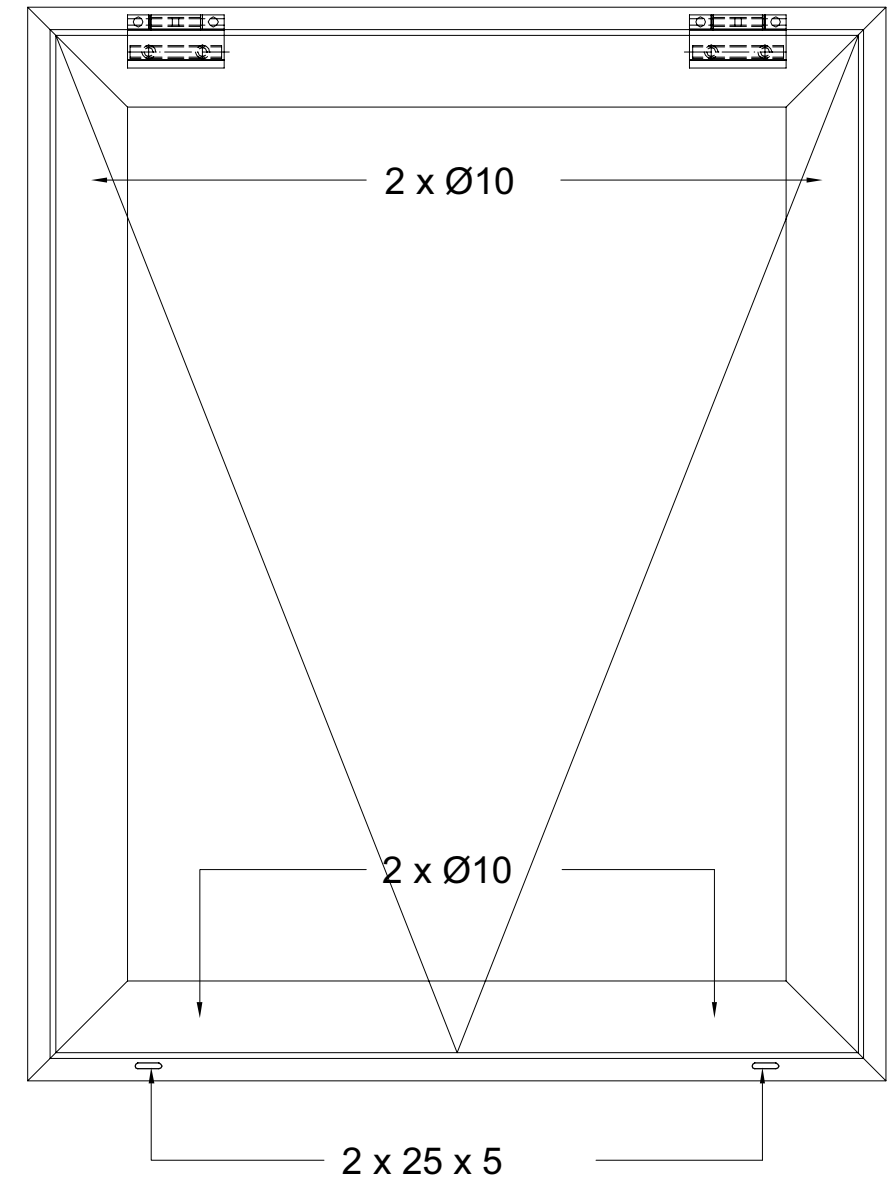
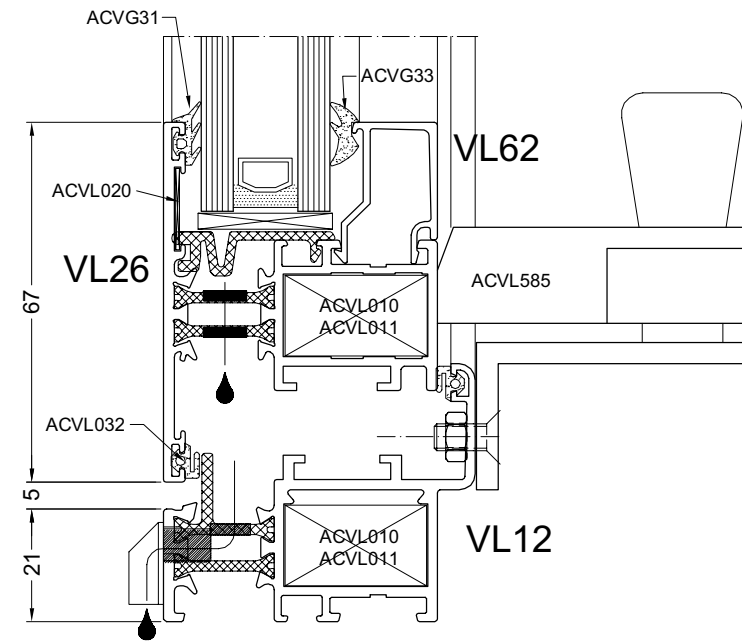
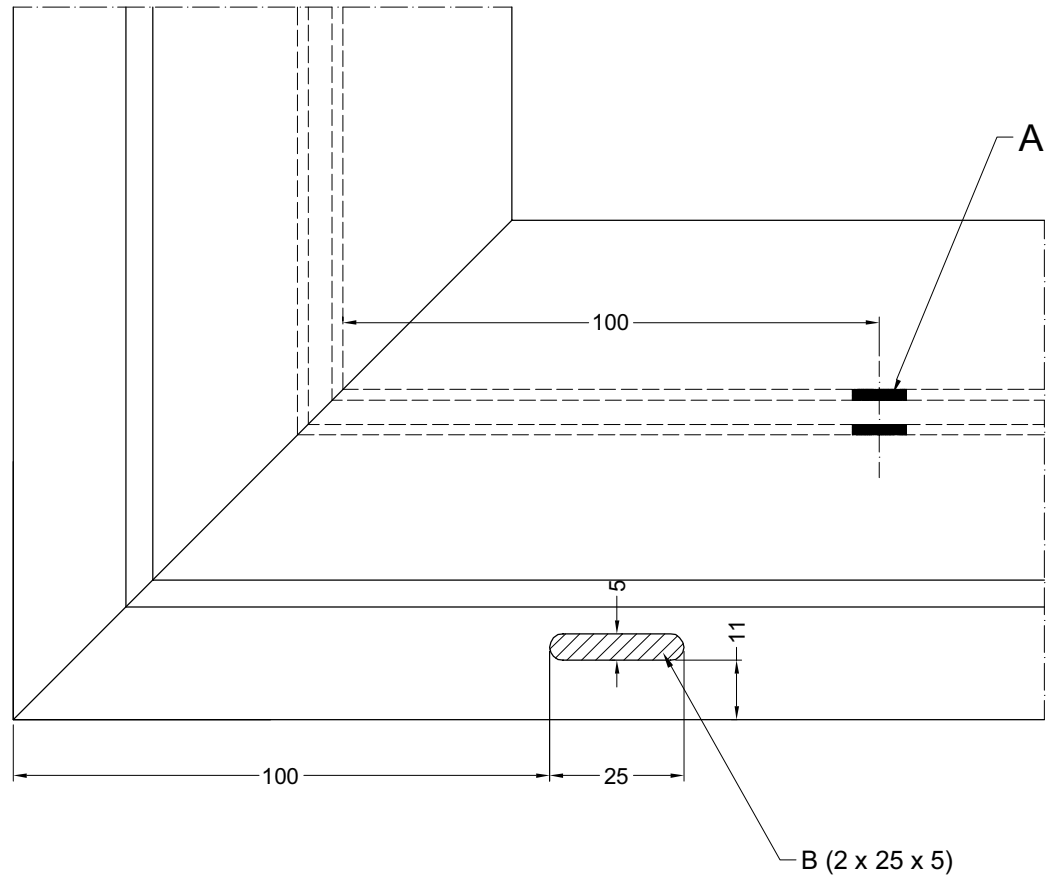


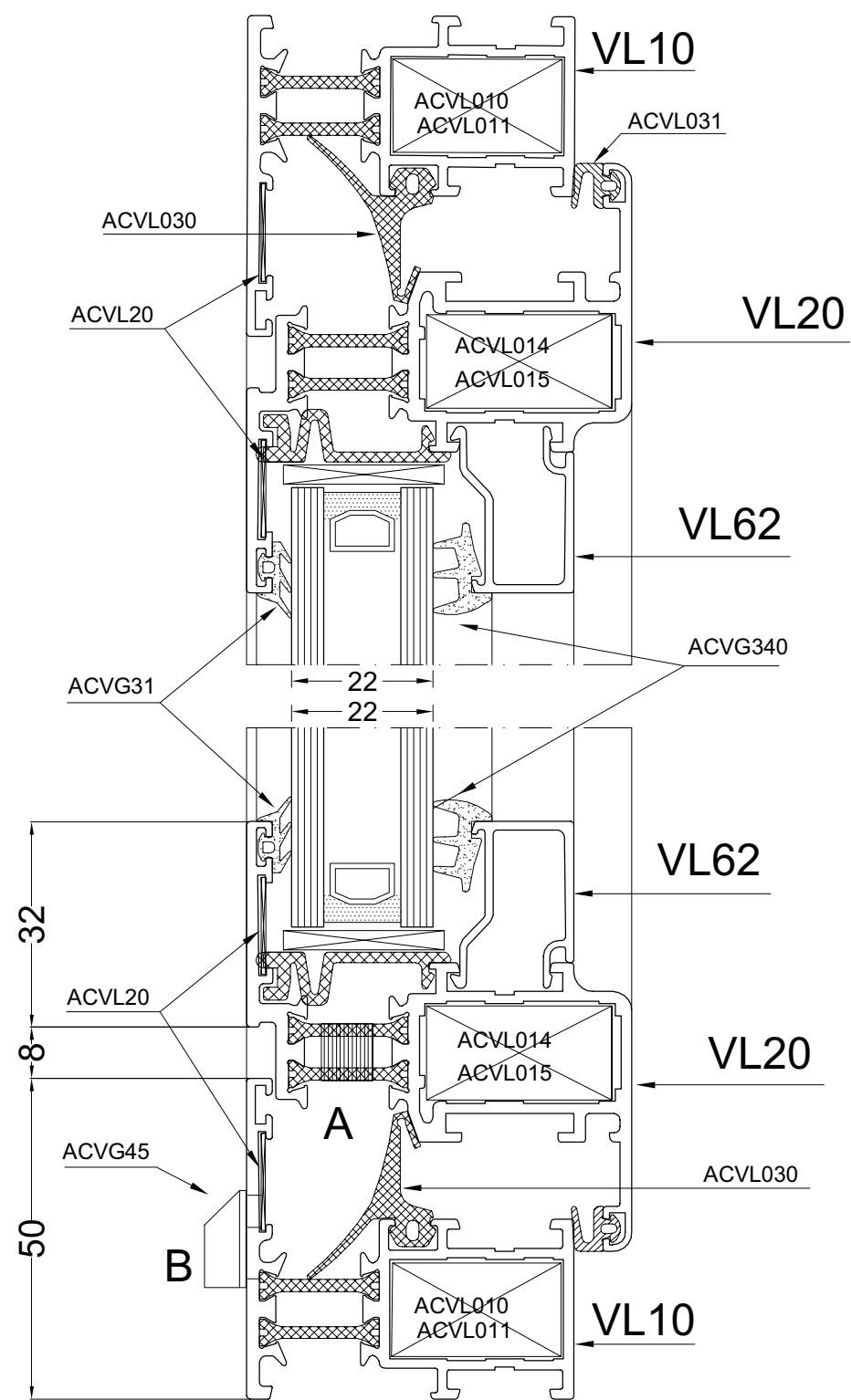


werkt14

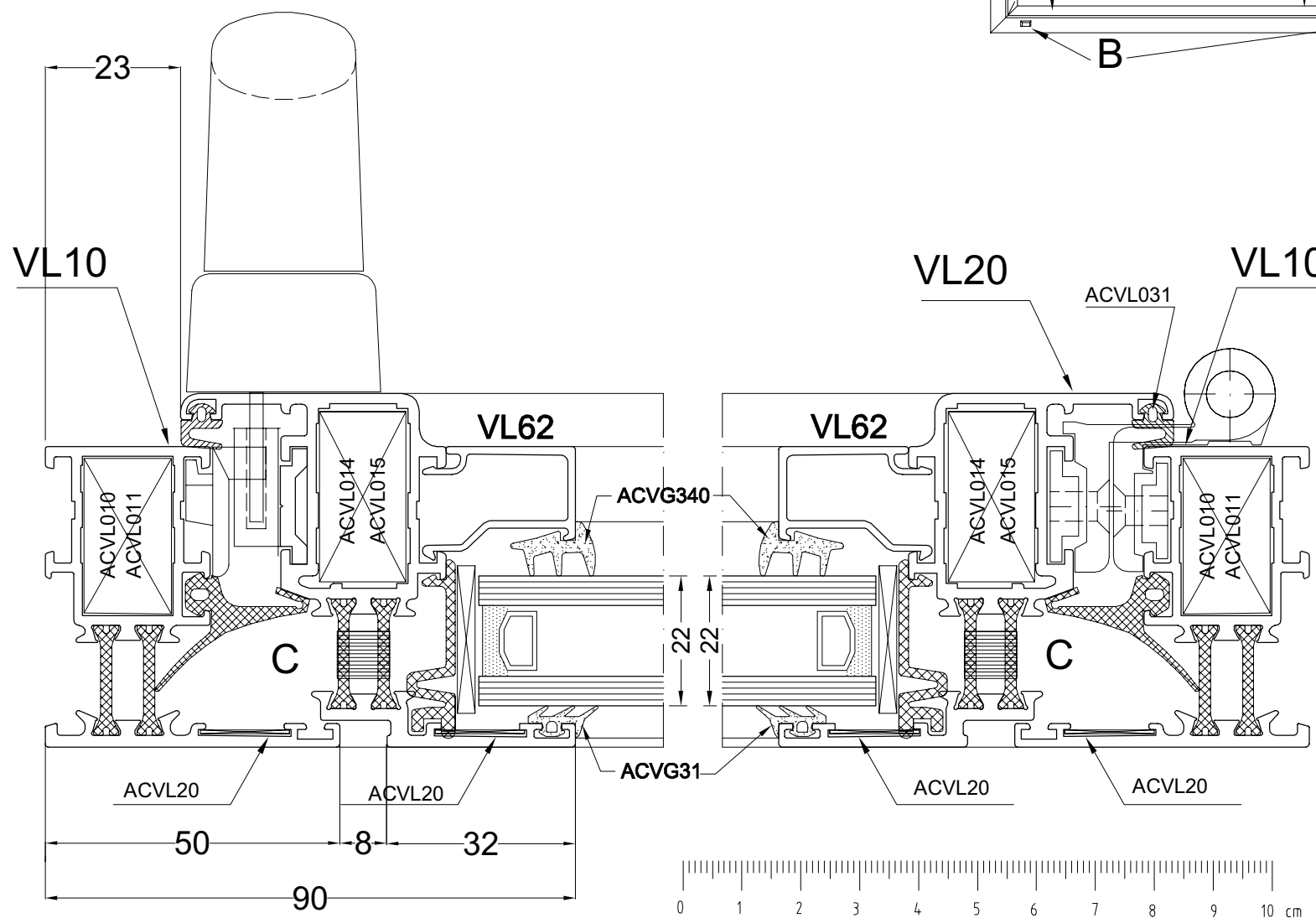
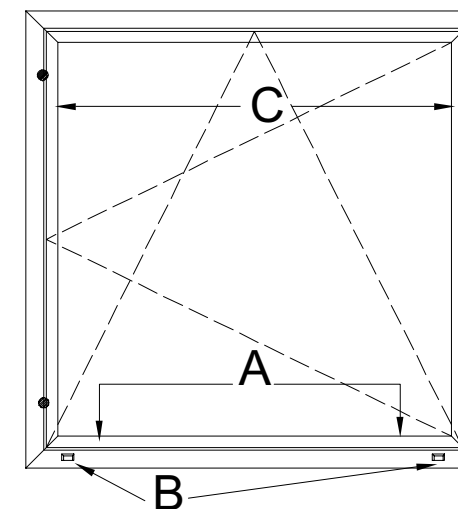
ONTWATERING VOOR PROFIELEN VL12-VL26
DRAINAGE DES PROFILES VL12-VL26
ENTWASSERUNG BEI PROFILE VL12-VL26
DRAINING OF PROFILES VL12-VL26

WERKTEKENINGEN - DESSINS DE CONSTRUCTION - KONSTRUKTIONZEICHNUNGEN - CONSTRUCTION DRAWINGS





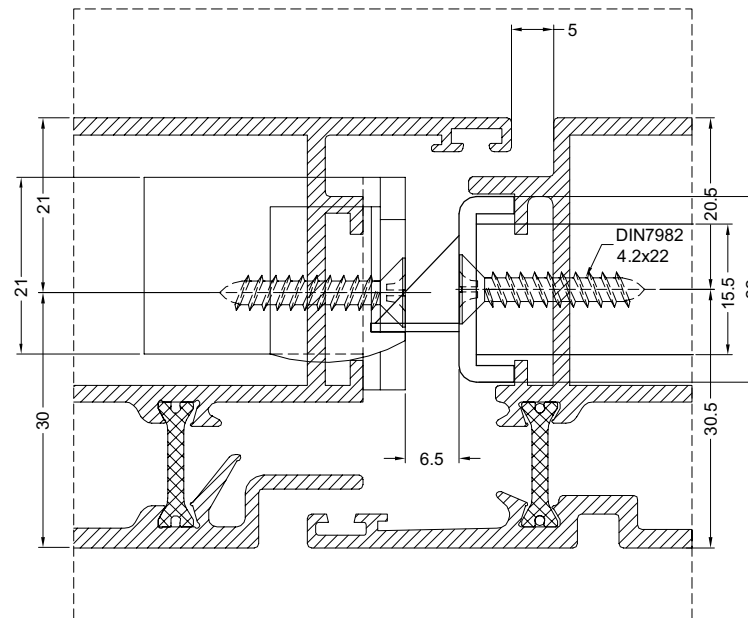
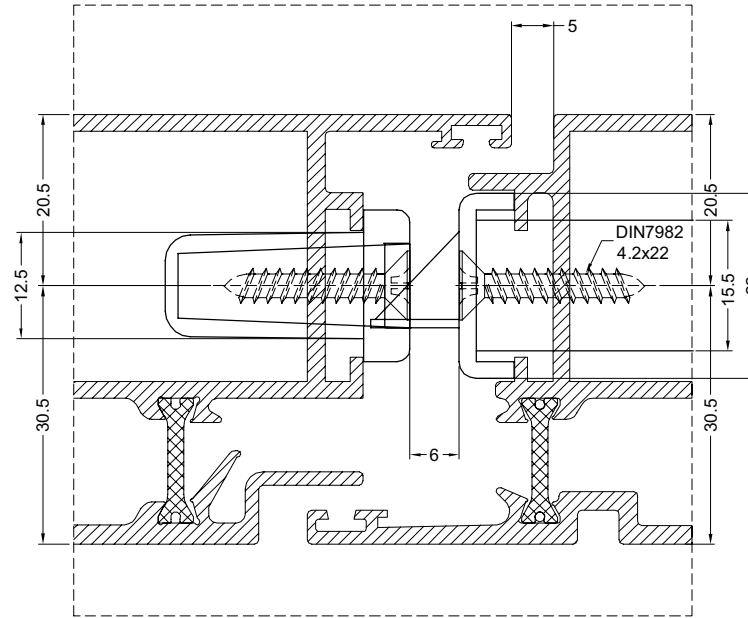
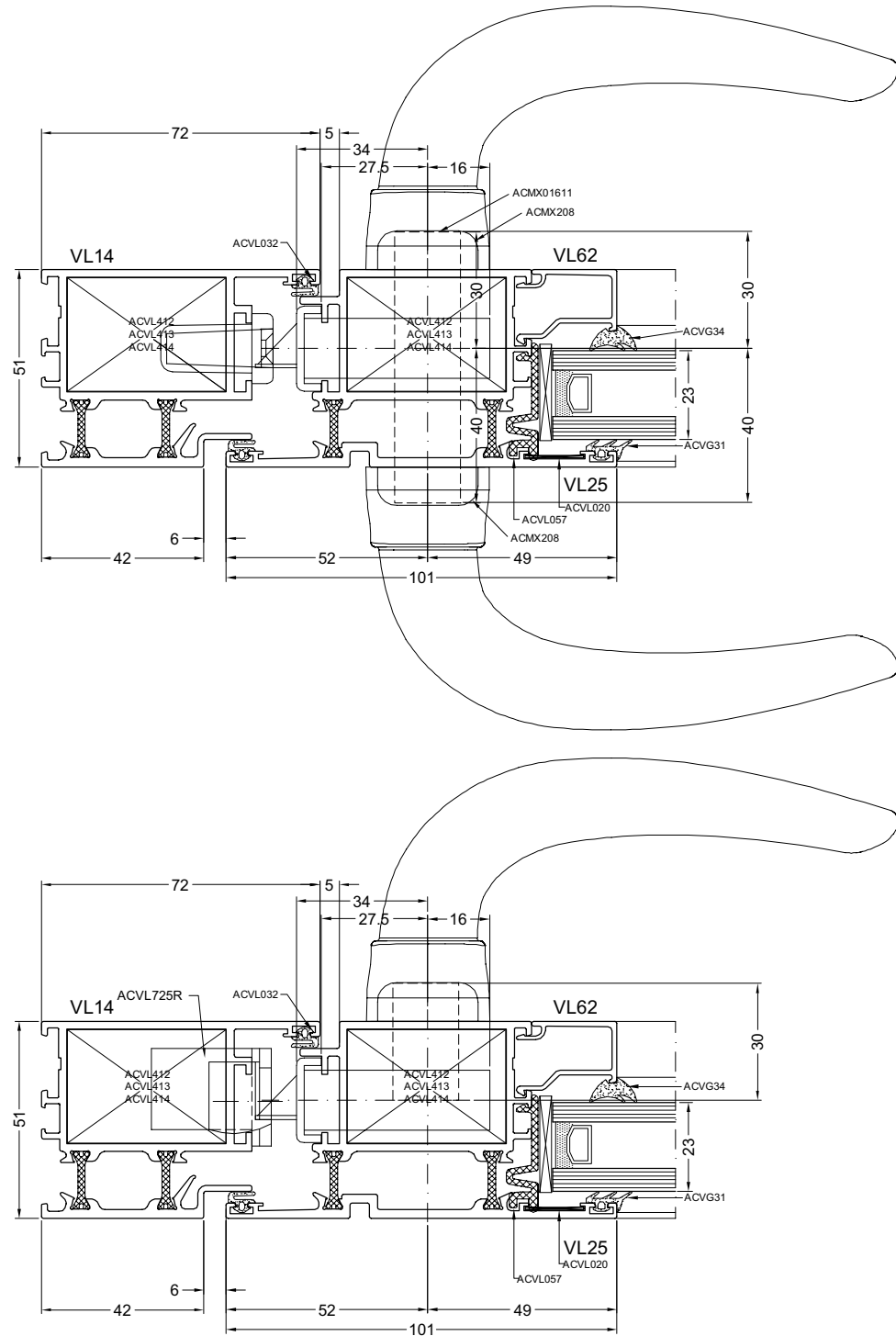
- A
ONTWERING VLEUGEL 2XØ10
DRAINAGE OUVRANT 2XØ10
DRANAGE FLUGEL 2XØ10
DRAINAGE VENT 2XØ10
- B
ONTWERING KOZIEN 2X SLEUF 20X13
DRAINAGE DORMANT 2X BOUTONNIERE 20X13
DRANAGE RAHMEN 2X SCHLITZ 20X13
DRAINAGE FRAME 2X GROOVE 20X13
- C
GLASSPONNING ONTLUCHTING 2XØ10
VENTILATION FEUILLURE 2XØ10
ENTLUFTUNG GLAS SCHLITZ 2XØ10
VENTILATION GLAZING GROOVE 2XØ10



ontlucht

MONTAGE SLOT IN VL14/VL25
MONTAGE SERRURE DANS VL14/VL25
MONTAGE SCHLOSSER IN VL14/VL25
MONTAGE LOCK IN VL14/VL25

WERKTEKENINGEN - DESSINS DE CONSTRUCTION - KONSTRUKTIONZEICHNUNGEN - CONSTRUCTION DRAWINGS



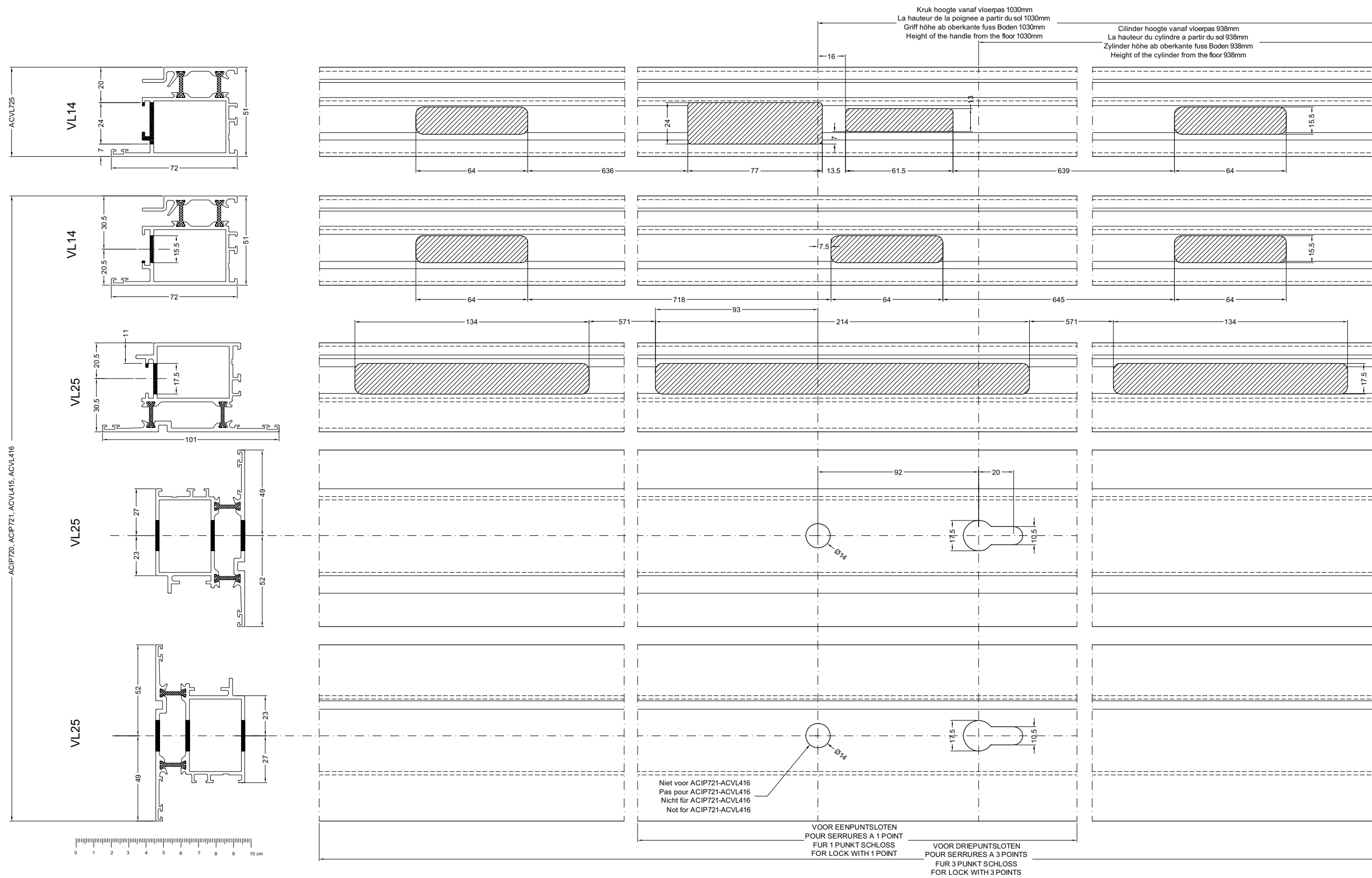
TOEPASSING		
APPLICATION	ACIP720	
ANWENDUNG	ACVL415	
APPLICATION		

DEUR PORTE TUR DOOR	Penslot Serrure à pêne Schloss mit Falle Lock with pen		Rolslot Serrure à rouleau Schloss mit rolle Lock with roll	
	1-punt 1-point 1-Punkt 1-Point	3-punt 3-points 3-Punkt 3-Points	1-punt 1-point 1-Punkt 1-Point	3-punt 3-points 3-Punkt 3-Points
Buitendraaiend Ouvrant vers l'extérieur Aussen öffnend Outside opening	ACIP720	ACVL415	ACIP721	ACVL416
Elektrische slotplaat Electrique gache Elektrische schliess platte Electric lock plate	ACVL725 L/R	ACVL725 L/R		

Cilinderplaatje Cache cylindre Zylinder-rosette Cover for cylinder	Cilinder Cylindre Zylinder Cylinder	Cilinder 1/2 Cylindre 1/2 Zylinder 1/2 Cylinder 1/2
ACMX208 2x	ACMX01611	ACMX01601

UITSPARING BUITEN DRAAIENDE DEUREN VOOR SLOT ACIP720 - ACVL415 - ACIP721 - ACVL416 - ACVL725
 ENTAILLE PORTES OUVRANT VERS L'EXTERIEUR POUR SERRURE ACIP720 - ACVL415 - ACIP721 - ACVL416 - ACVL725
 EINBAU TUREN NACH AUSSEN OFFNEND FÜR SCHLOSSER ACIP720 - ACVL415 - ACIP721 - ACVL416 - ACVL725
 EMBEDDING OUTSIDE OPENING DOORS FOR LOCK ACIP720 - ACVL415 - ACIP721 - ACVL416 - ACVL725

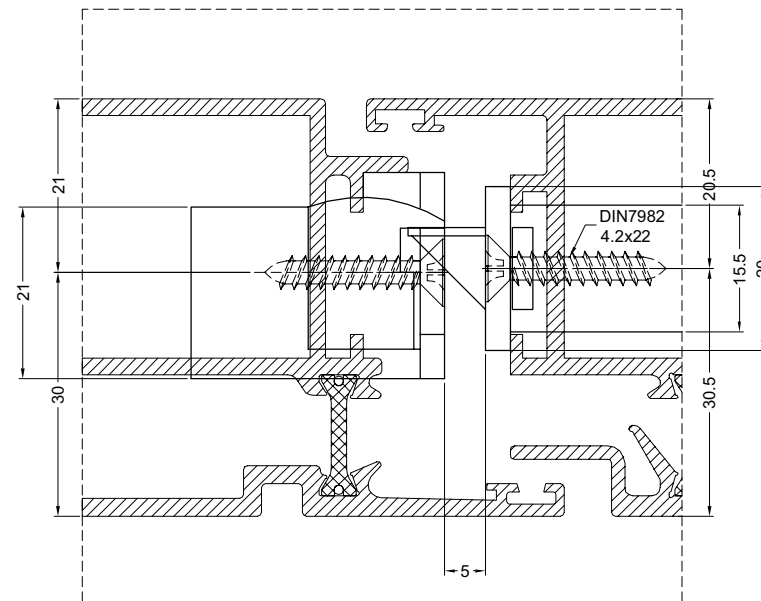
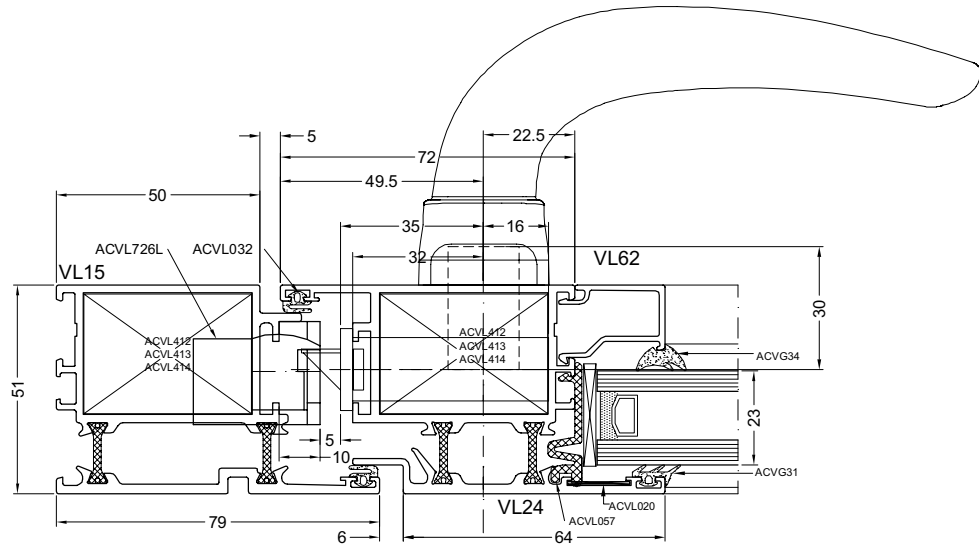
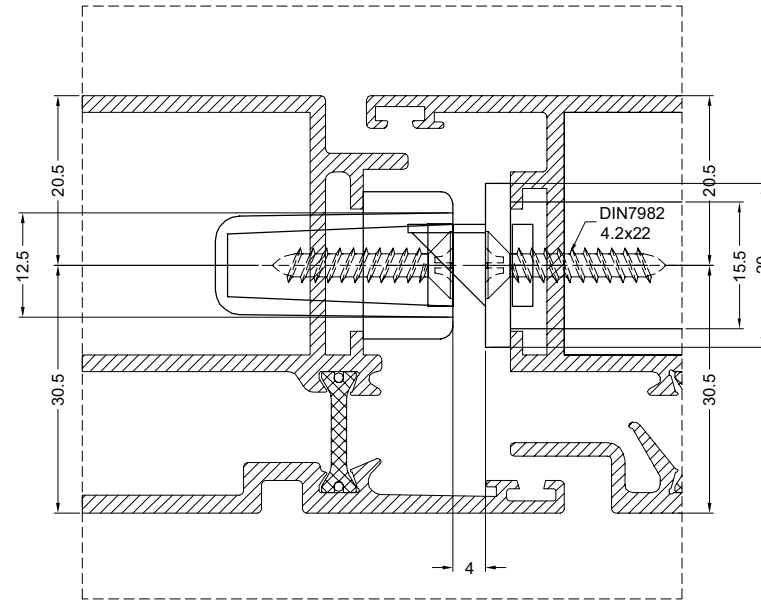
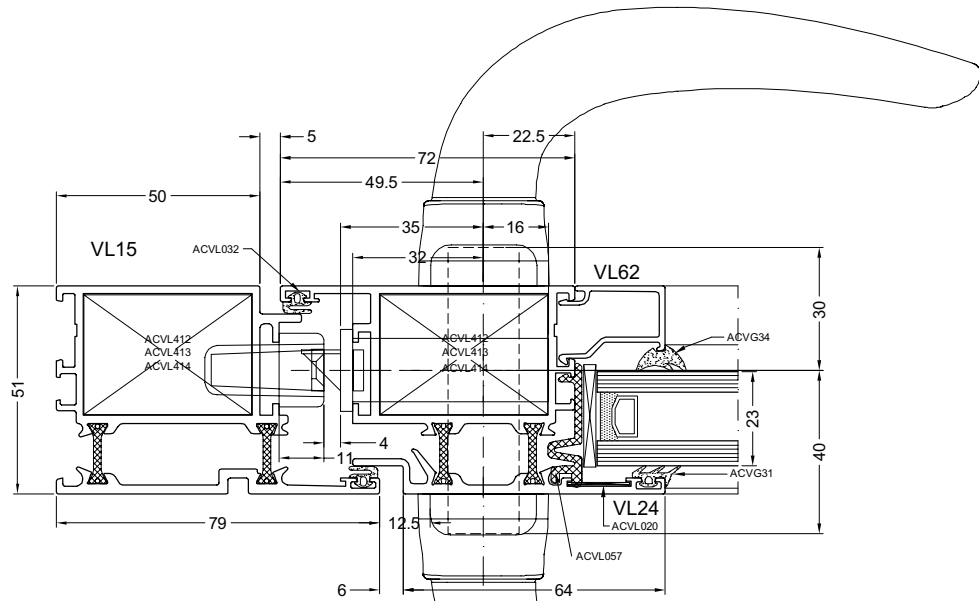
WERKTEKENINGEN - DESSINS DE CONSTRUCTION - KONSTRUKTIONZEICHNUNGEN - CONSTRUCTION DRAWINGS



vislot3

MONTAGE SLOT IN VL15-VL24
MONTAGE SERRURE DANS VL15-VL24
MONTAGE SCHLOSSER IN VL15-VL24
MONTAGE LOCK IN VL15-VL24

WERKTEKENINGEN - DESSINS DE CONSTRUCTION - KONSTRUKTIONZEICHNUNGEN - CONSTRUCTION DRAWINGS



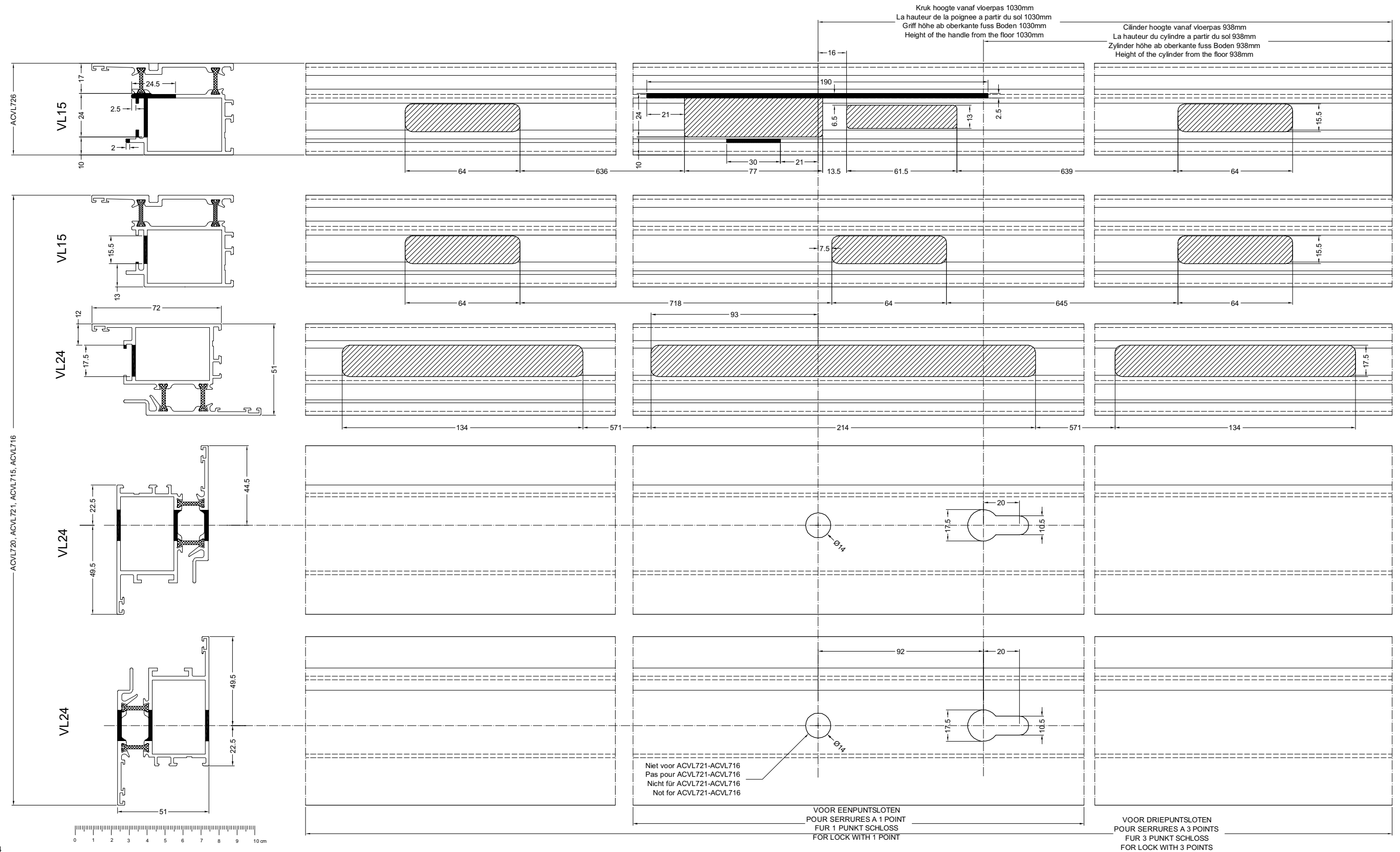
TOEPASSING	ACVL720 ACVL715	
APPLICATION		
ANWENDUNG		
APPLICATION		

DEUR PORTE TUR DOOR	Penslot Serrure à pêne Schloss mit Falle Lock with pen		Rolslot Serrure à rouleau Schloss mit rolle Lock with roll	
	1-punt 1-point 1-Punkt 1-Point	3-punt 3-points 3-Punkt 3-Points	1-punt 1-point 1-Punkt 1-Point	3-punt 3-points 3-Punkt 3-Points
Binnendraaiend Ouvrant vers l'intérieur Innen öffnend Inside opening	ACVL720	ACVL715	ACVL721	ACVL716
Elektrische slotplaat Electrique gache Elektrische schliess platte Electric lock plate	ACVL726 L/R	ACVL726 L/R		

Cilinderplaatje Cache cylindre Zylinder-rosette Cover for cylinder	Cilinder Cylindre Zylinder Cylinder	Cilinder 1/2 Cylindre 1/2 Zylinder 1/2 Cylinder 1/2
ACMX208 2x	ACMX01611	ACMX01601

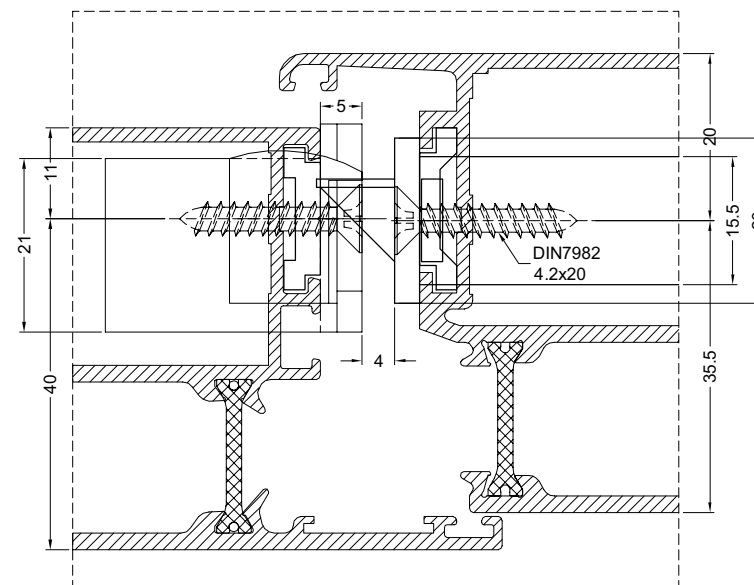
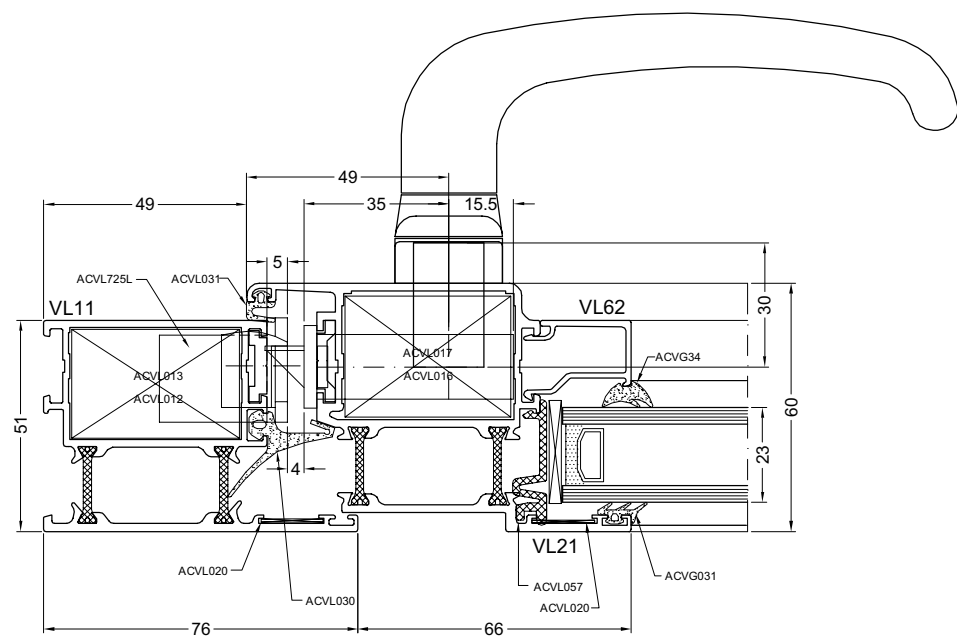
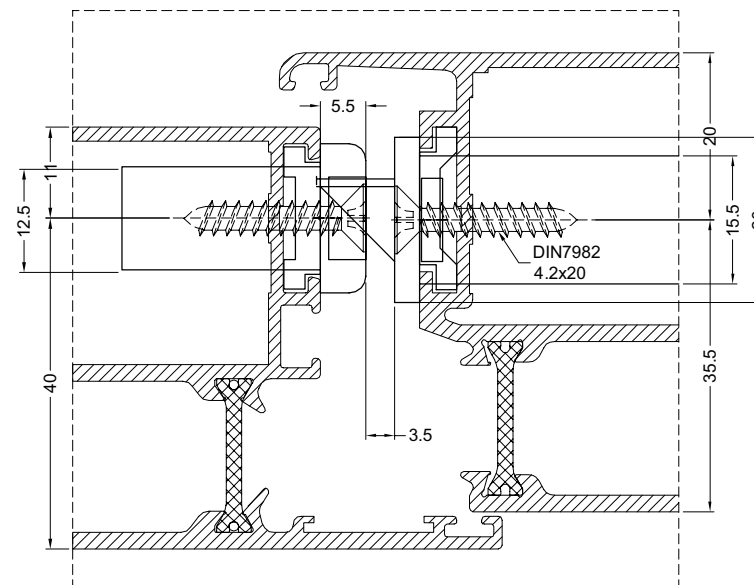
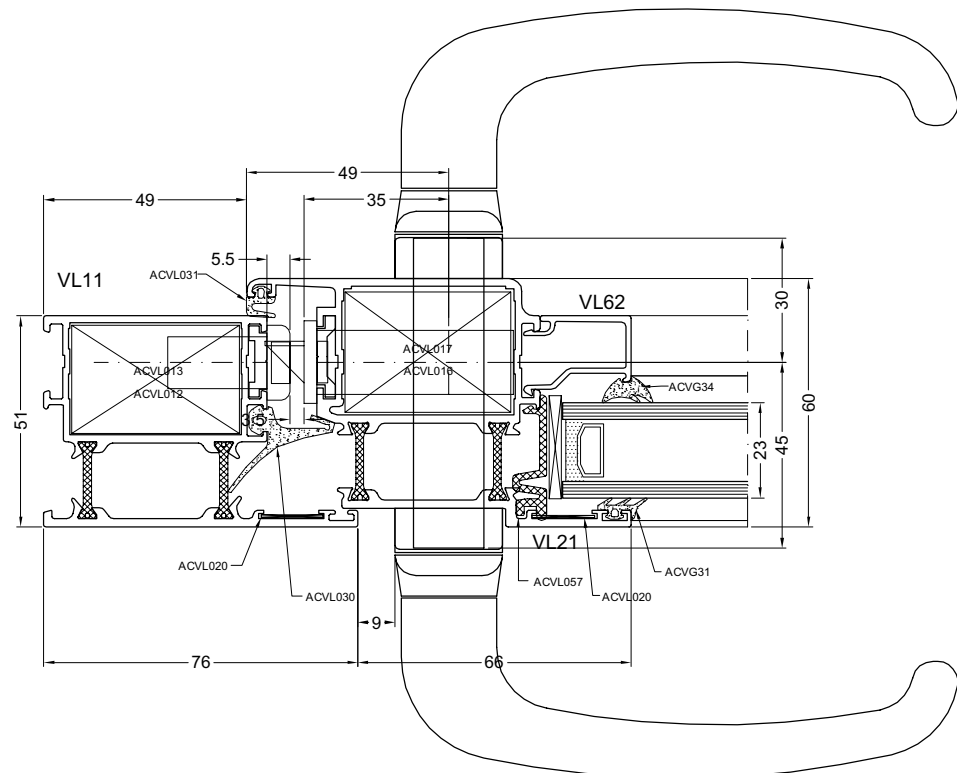
UITSPARING BINNEN DRAAIENDE DEUREN VOOR SLOT ACVL720 - ACVL715 - ACVL721 - ACVL716 - ACVL726
 ENTAILLE PORTES OUVRANT VERS L'INTERIEUR POUR SERRURE ACVL720 - ACVL715 - ACVL721 - ACVL716 - ACVL726
 EINBAU TUREN NACH INNEN OFFNEND FÜR SCHLOSSER ACVL720 - ACVL715 - ACVL721 - ACVL716 - ACVL726
 EMBEDDING OUTSIDE OPENING DOORS FOR LOCK ACVL720 - ACVL715 - ACVL721 - ACVL716 - ACVL726

WERKTEKENINGEN - DESSINS DE CONSTRUCTION - KONSTRUKTIONZEICHNUNGEN - CONSTRUCTION DRAWINGS



MONTAGE SLOT IN VL11-VL21
MONTAGE SERRURE DANS VL11-VL21
MONTAGE SCHLOSSER IN VL11-VL21
MONTAGE LOCK IN VL11-VL21

WERKTEKENINGEN - DESSINS DE CONSTRUCTION - KONSTRUKTIONZEICHNUNGEN - CONSTRUCTION DRAWINGS




TOEPASSING	ACVL705 ACVL707	
APPLICATION		
ANWENDUNG		
APPLICATION		

DEUR PORTE TUR DOOR	Penslot Serrure à pêne Schloss mit Falle Lock with pen		Rolslot Serrure à rouleau Schloss mit rolle Lock with roll	
	1-punt 1-point 1-Punkt 1-Point	3-punt 3-points 3-Punkt 3-Points	1-punt 1-point 1-Punkt 1-Point	3-punt 3-points 3-Punkt 3-Points
Binnendraaiend Ouvrant vers l'intérieur Innen öffnend Inside opening	ACVL705	ACVL707	ACVL706	ACVL708
Elektrische slotplaat Electrique gache Elektrische schliess platte Electric lock plate	ACVL725 L/R	ACVL725 L/R		

Cilinderplaatje Cache cylindre Zylinder-rosette Cover for cylinder	Cilinder Cylindre Zylinder Cylinder	Cilinder 1/2 Cylindre 1/2 Zylinder 1/2 Cylinder 1/2
ACMX208S 2x	ACMX01612	ACMX01601

UITSPARING BINNEN DRAAIENDE DEUREN VOOR SLOT ACVL705 - ACVL707 - ACVL706 - ACVL708 - ACVL725
 ENTAILLE PORTES OUVRANT VERS L'INTERIEUR POUR SERRURE ACVL705 - ACVL707 - ACVL706 - ACVL708 - ACVL725
 EINBAU TUREN NACH INNEN OFFNEND FÜR SCHLOSSER ACVL705 - ACVL707 - ACVL706 - ACVL708 - ACVL725
 EMBEDDING INSIDE OPENING DOORS FOR LOCK ACVL705 - ACVL707 - ACVL706 - ACVL708 - ACVL725

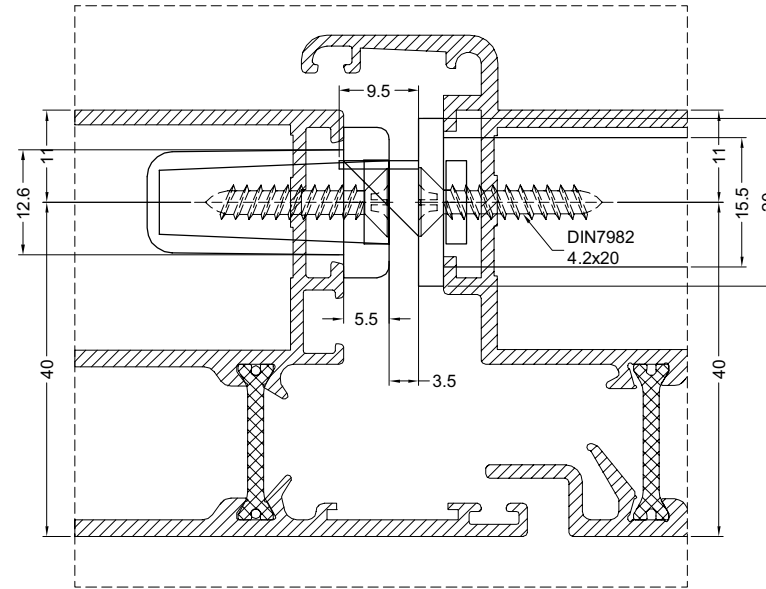
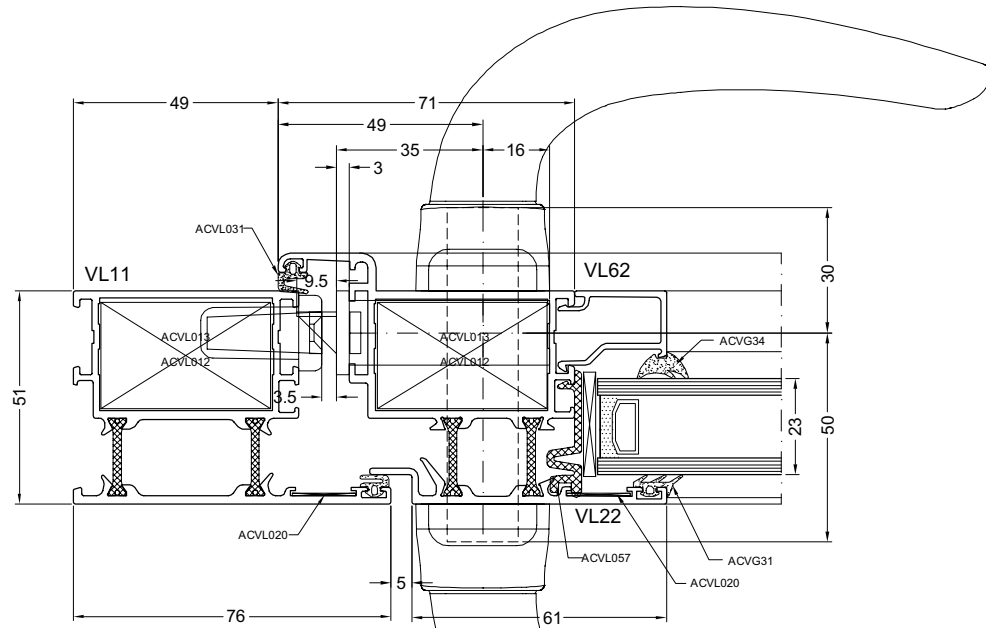
WERKTEKENINGEN - DESSINS DE CONSTRUCTION - KONSTRUKTIONZEICHNUNGEN - CONSTRUCTION DRAWINGS



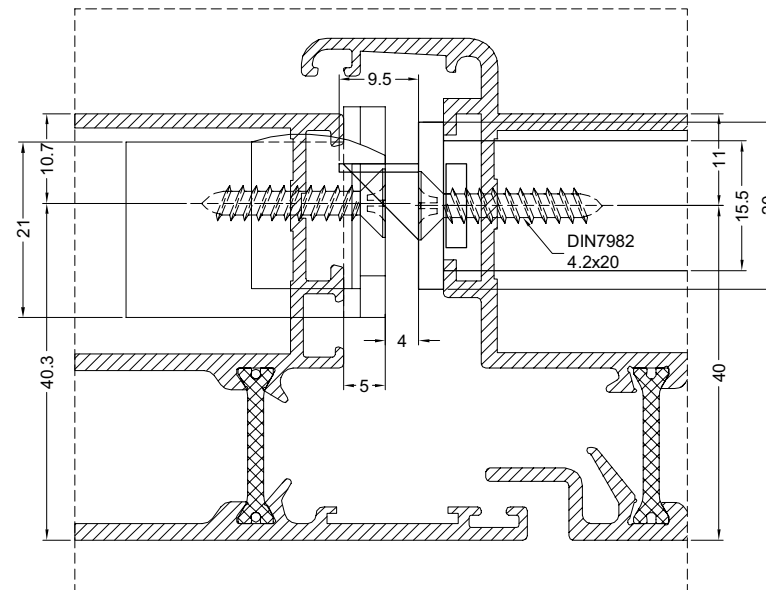
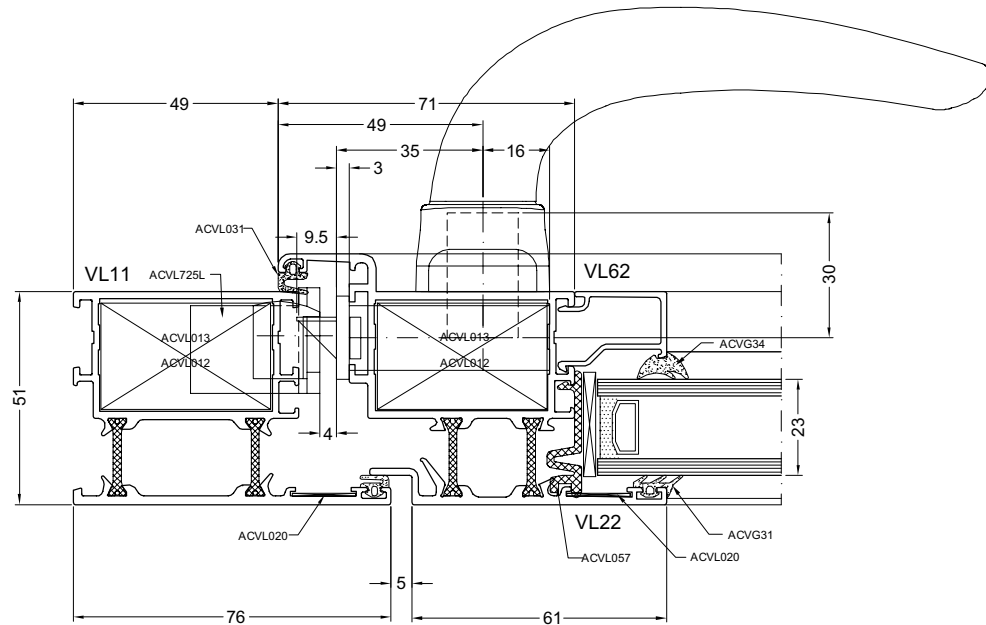
vislot5

MONTAGE SLOT IN VL11-VL22
MONTAGE SERRURE DANS VL11-VL22
MONTAGE SCHLOSSER IN VL11-VL22
MONTAGE LOCK IN VL11-VL22

WERKTEKENINGEN - DESSINS DE CONSTRUCTION - KONSTRUKTIONZEICHNUNGEN - CONSTRUCTION DRAWINGS



TOEPASSING		
APPLICATION	ACVL705	
ANWENDUNG	ACVL707	
APPLICATION		



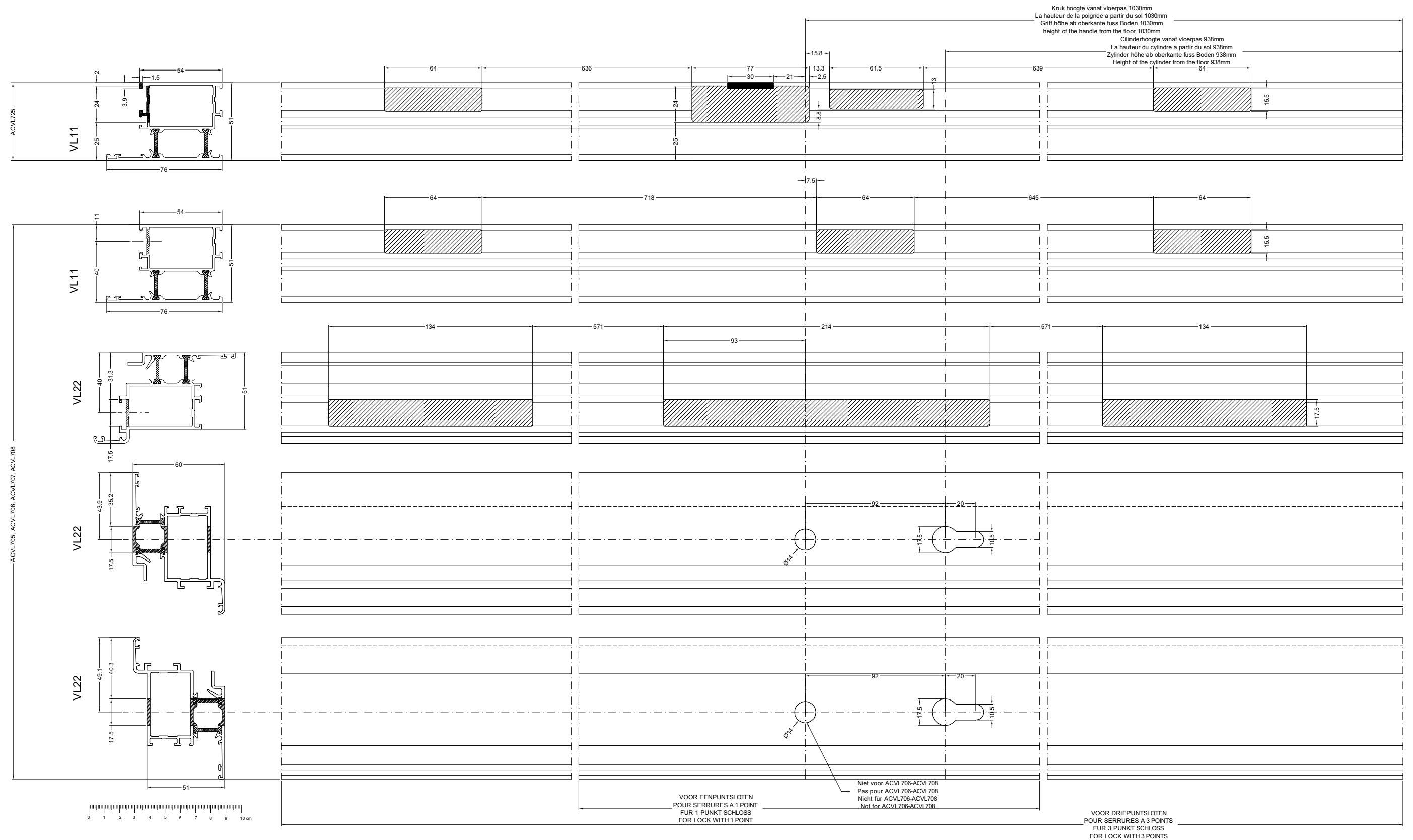
DEUR PORTE TUR DOOR	Penslot Serrure à pêne Schloss mit Falle Lock with pen		Rolslot Serrure à rouleau Schloss mit rolle Lock with roll	
	1-punt 1-point 1-Punkt 1-Point	3-punt 3-points 3-Punkt 3-Points	1-punt 1-point 1-Punkt 1-Point	3-punt 3-points 3-Punkt 3-Points
Binnendraaiend Ouvrant vers l'intérieur Innen öffnend Inside opening	ACVL705	ACVL707	ACVL706	ACVL708
Elektrische slotplaat Electrique gache Elektrische schliess platte Electric lock plate	ACVL725 L/R	ACVL725 L/R		

Cilinderplaatje Cache cylindre Zylinder-rosette Cover for cylinder	Cilinder Cylindre Zylinder Cylinder	Cilinder 1/2 Cylindre 1/2 Zylinder 1/2 Cylinder 1/2
ACMX208 2x	ACVL117	ACMX01601

vlslot2b

UITSPARING VOOR BINNEN DRAAIENDE DEUREN VOOR SLOT ACVL705 - ACVL707 - ACVL706 - ACVL708 - ACVL725
 ENTAILLE POUR PORTES OUVRANT VERS L'INTERIEUR POUR SERRURES ACVL705 - ACVL707 - ACVL706 - ACVL708 - ACVL725
 EINBAU FÜR TUREN NACH INNEN OFFNEND FÜR SCHLOSSER ACVL705 - ACVL707 - ACVL706 - ACVL708 - ACVL725
 EMBEDDING FOR INSIDE OPENING DOORS FOR LOCK ACVL705 - ACVL707 - ACVL706 - ACVL708 - ACVL725

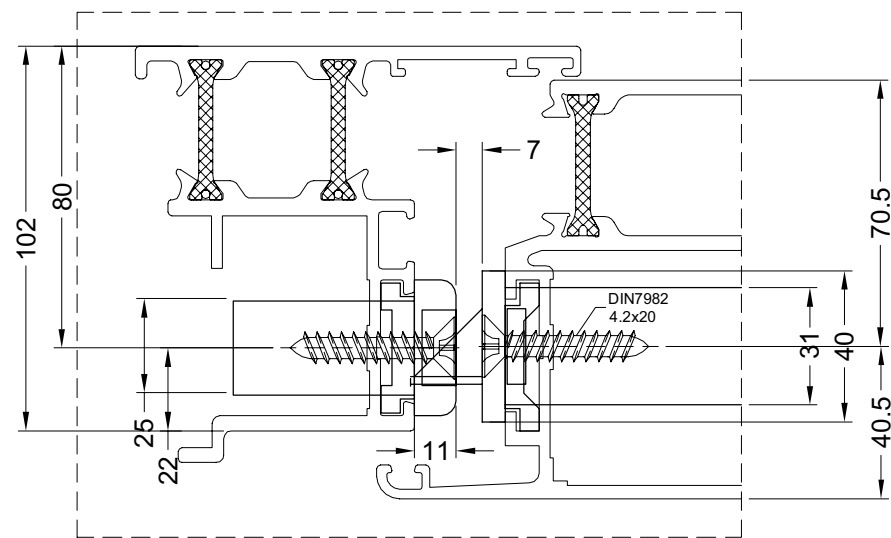
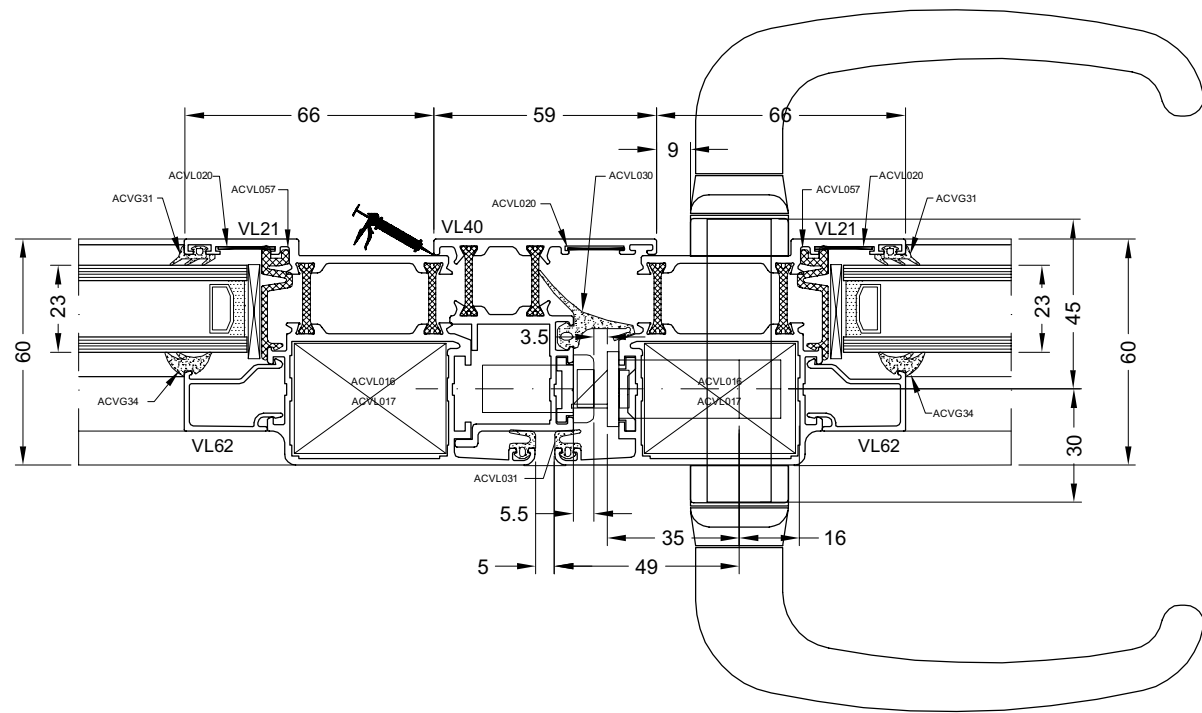
WERKTEKENINGEN - DESSINS DE CONSTRUCTION - KONSTRUKTIONZEICHNUNGEN - CONSTRUCTION DRAWINGS



vislot6

MONTAGE SLOT IN VL21/VL40
MONTAGE SERRURE DANS VL21/VL40
MONTAGE SCHLOSSER IN VL21/VL40
MONTAGE LOCK IN VL21/VL40

WERKTEKENINGEN - DESSINS DE CONSTRUCTION - KONSTRUKTIONZEICHNUNGEN - CONSTRUCTION DRAWINGS



TOEPASSING	ACVL705 ACVL707	
APPLICATION		
ANWENDUNG		
APPLICATION		

DEUR PORTE TUR DOOR	Penslot Serrure à pène Schloss mit Falle Lock with pen		Rolslot Serrure à rouleau Schloss mit rolle Lock with roll	
		1-punt 1-point 1-Punkt 1-Point	3-punt 3-points 3-Punkt 3-Points	1-punt 1-point 1-Punkt 1-Point
Binnendraaiend Ouvrant vers l'intérieur Innen offnend Inside opening	ACVL705	ACVL707	ACVL706	ACVL708

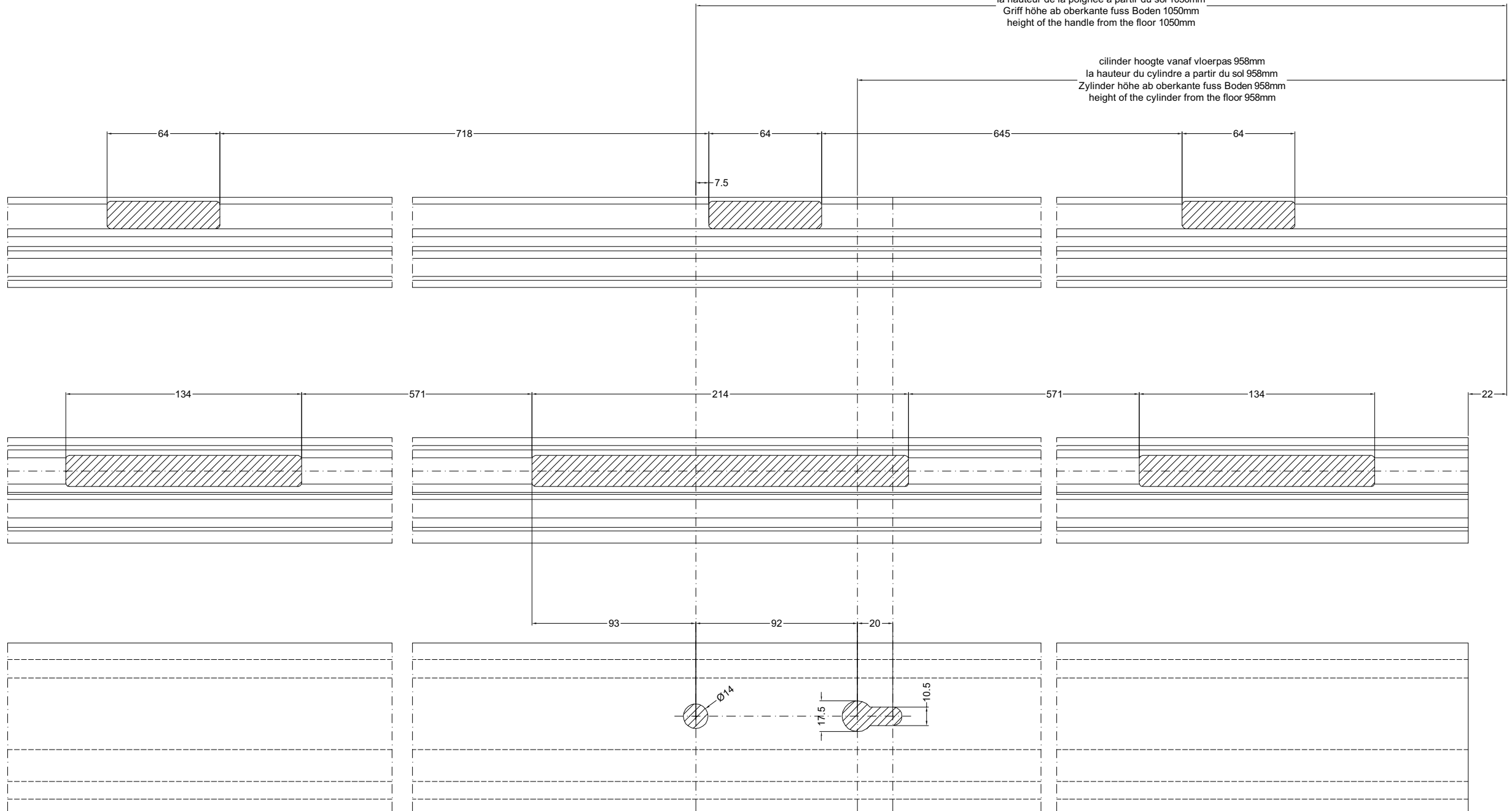
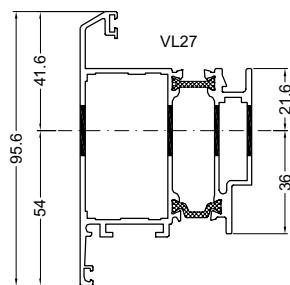
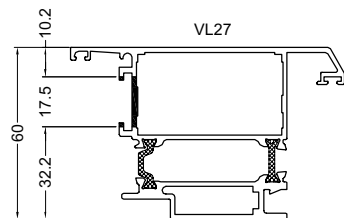
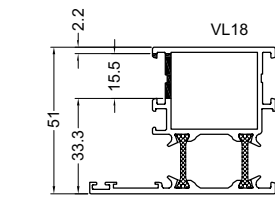
Cilinderplaatje Cache cylindre Zylinder-rosette Cover for cylinder	Cilinder Cylindre Zylinder Cylinder	Cilinder 1/2 Cylindre 1/2 Zylinder 1/2 Cylinder 1/2
ACMX208S 2x	ACMX01612	ACMX01601

UITSPARING NAAR BUITEN DRAAIENDE DEUR MET VL27 VOOR SLOT ACIP642
 ENTAILLE PORTES OUVRANT VERS L'EXTERIEUR AVEC VL27 POUR SERRURE ACIP642
 EINBAU TUREN NACH AUSSEN OFFNEND MIT VL27 FÜR SCHLOSSER ACIP642
 EMBEDDING OUTSIDE OPENING DOORS WITH VL27 FOR LOCK ACIP642

WERKTEKENINGEN - DESSINS DE CONSTRUCTION - KONSTRUKTIONZEICHNUNGEN - CONSTRUCTION DRAWINGS

kruk hoogte vanaf vloerpas 1050mm
 la hauteur de la poignée a partir du sol 1050mm
 Griff höhe ab oberkante fuss Boden 1050mm
 height of the handle from the floor 1050mm

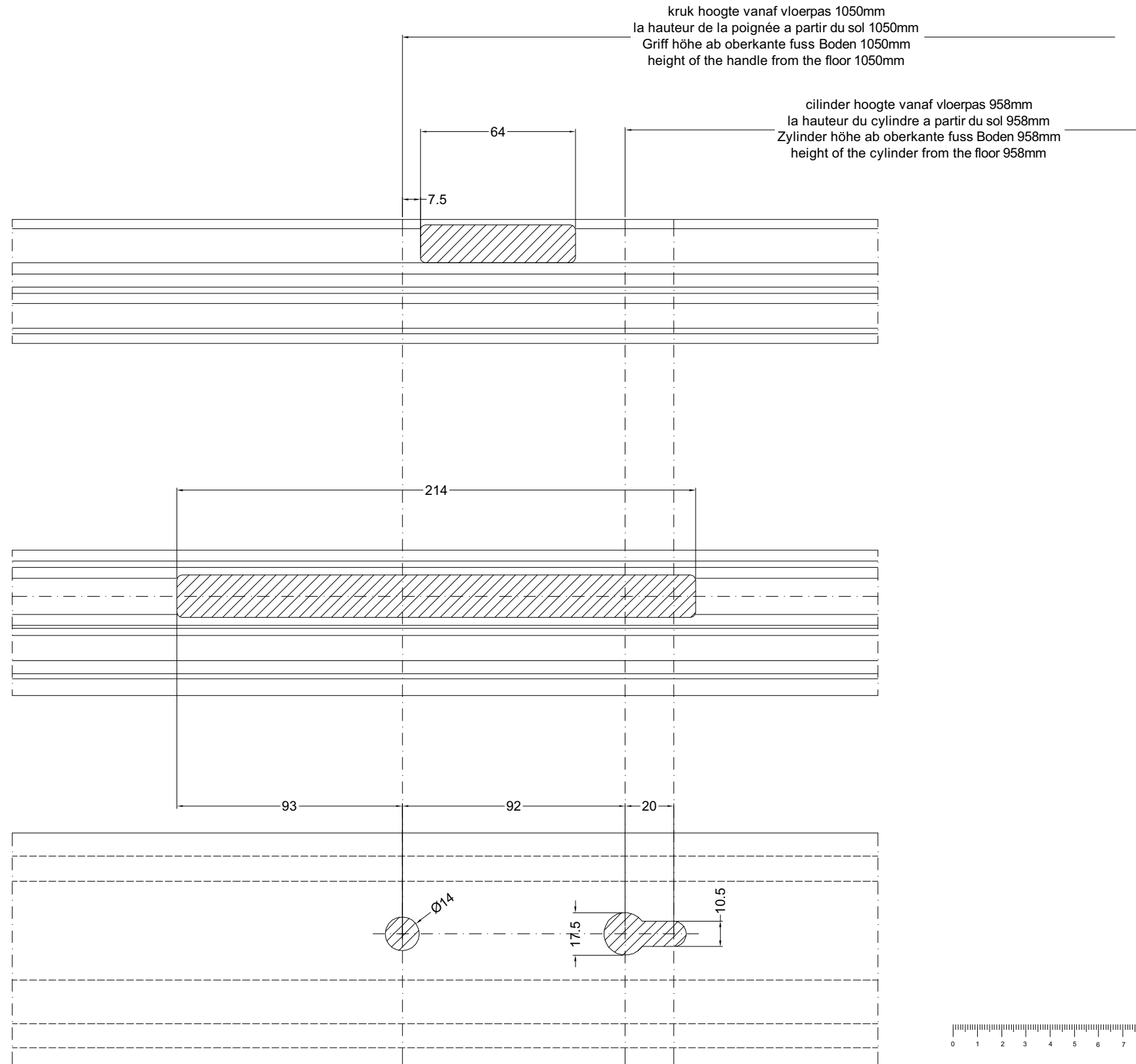
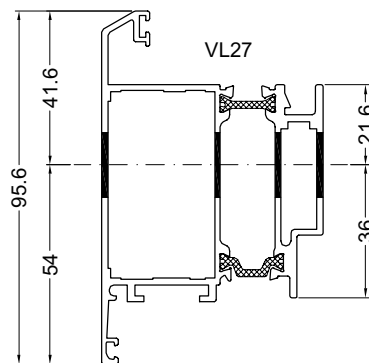
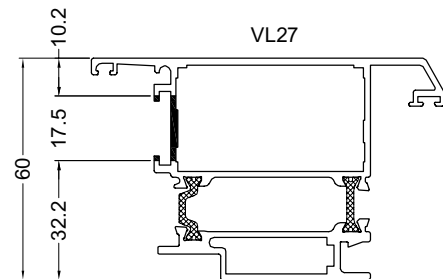
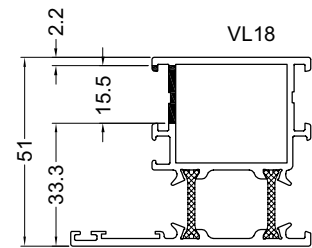
cilinder hoogte vanaf vloerpas 958mm
 la hauteur du cylindre a partir du sol 958mm
 Zylinder höhe ab oberkante fuss Boden 958mm
 height of the cylinder from the floor 958mm



acip642

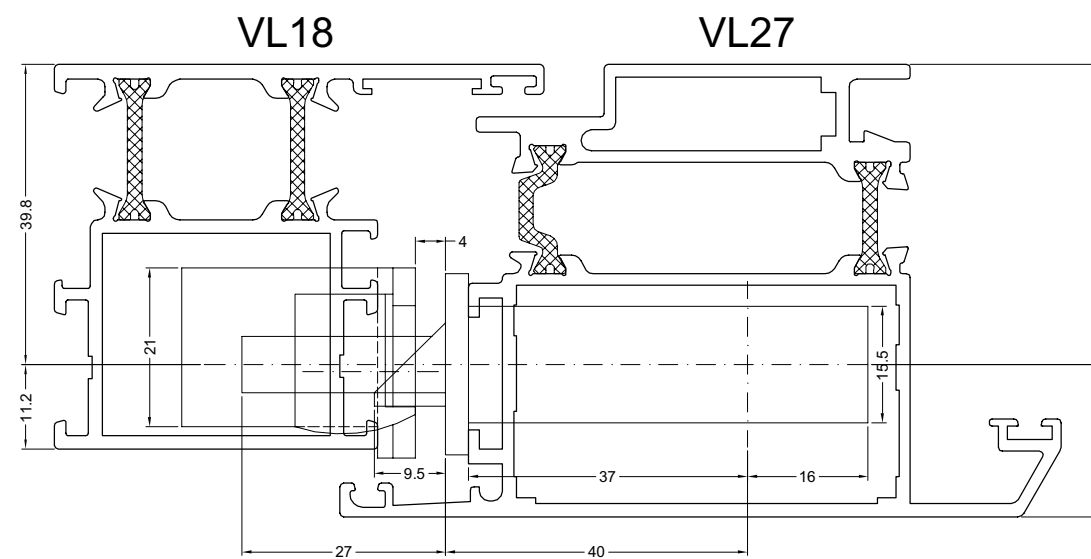
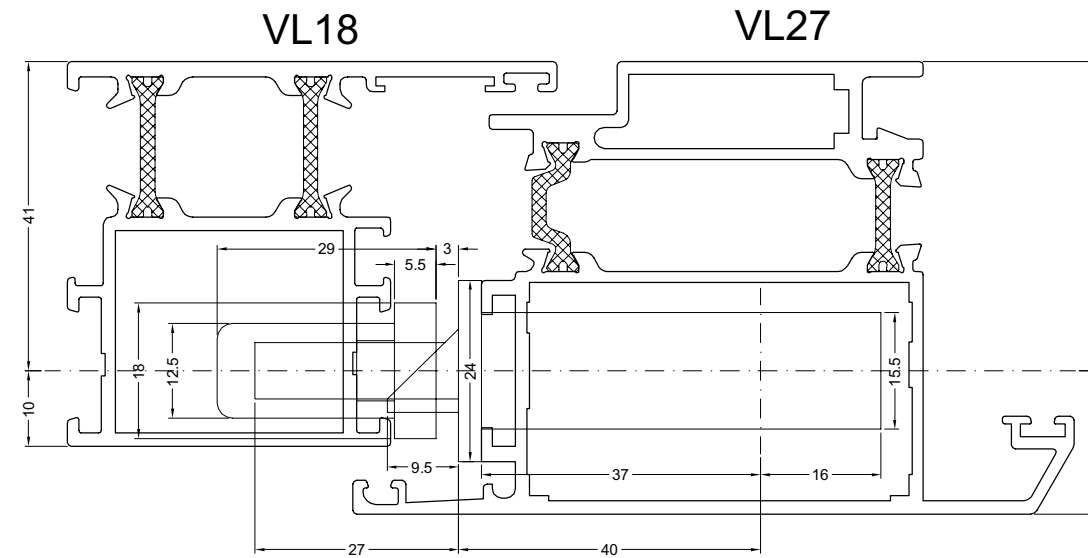
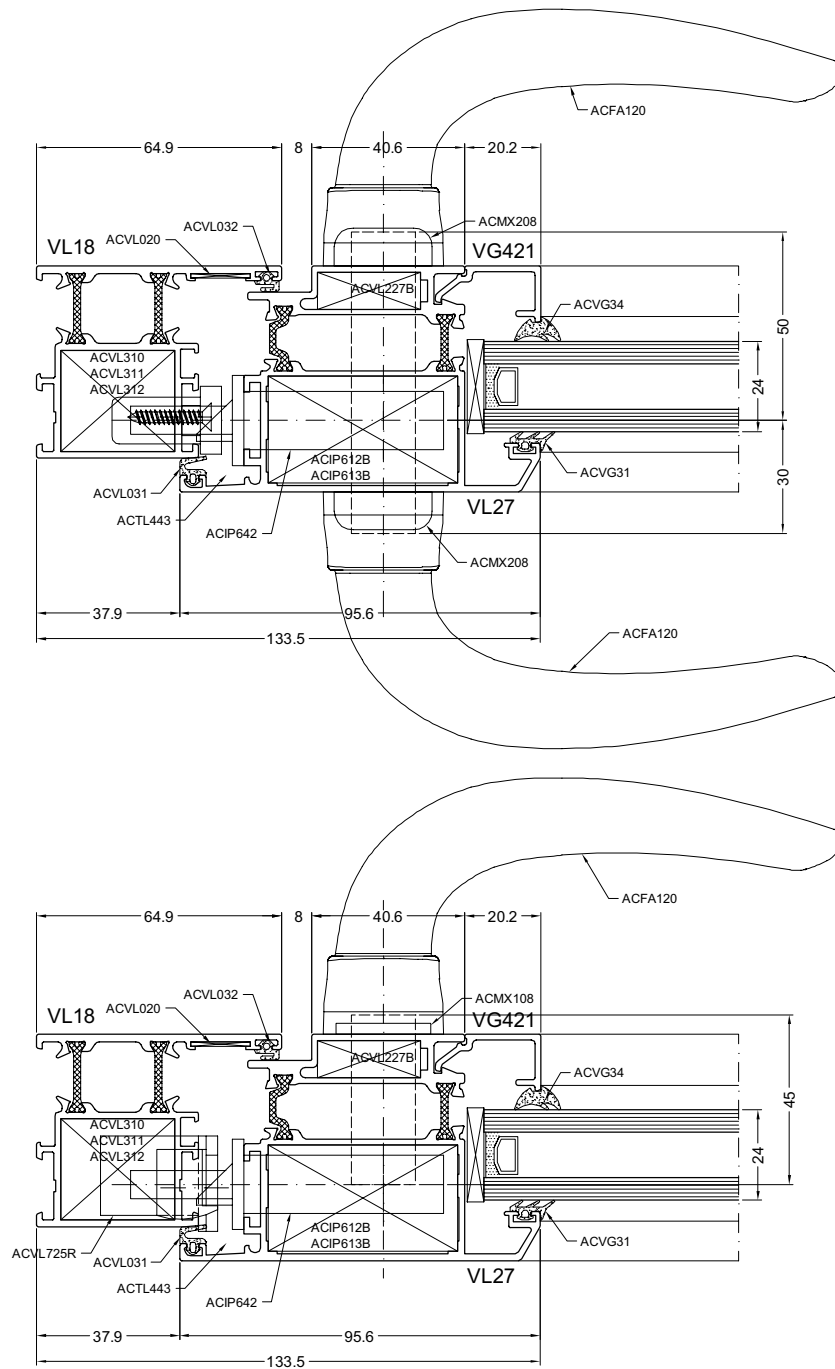
UITSPARING BUITEN DRAAIENDE DEUREN MET VL27 VOOR SLOT ACIP640
 ENTAILLE PORTES OUVRANT VERS L'EXTERIEUR WITH VL27 POUR SERRURE ACIP640
 EINBAU TUREN NACH AUSSEN OFFNEND MIT VL27 FÜR SCHLOSSER ACIP640
 EMBEDDING OUTSIDE OPENING DOORS WITH VL27 FOR LOCK ACIP640

WERKTEKENINGEN - DESSINS DE CONSTRUCTION - KONSTRUKTIONZEICHNUNGEN - CONSTRUCTION DRAWINGS



MONTAGE SLOT IN VL27
MONTAGE SERRURE DANS VL27
MONTAGE SCHLOSSER IN VL27
MONTAGE LOCK IN VL27

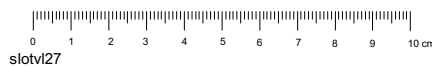
WERKTEKENINGEN - DESSINS DE CONSTRUCTION - KONSTRUKTIONZEICHNUNGEN - CONSTRUCTION DRAWINGS



TOEPASSING		
APPLICATION	ACIP640	
ANWENDUNG	ACIP642	
APPLICATION		

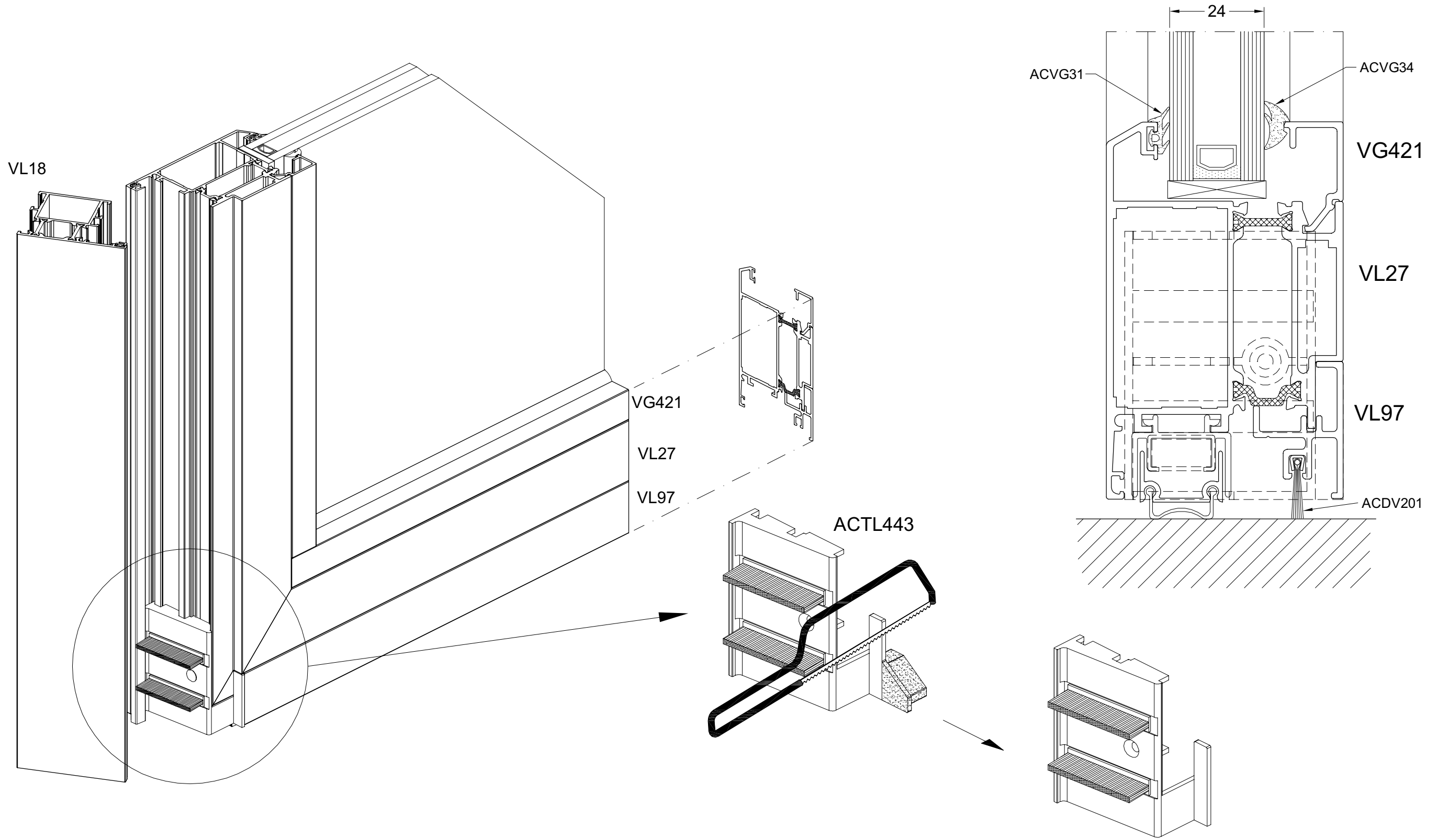
DEUR PORTE TUR DOOR	Penslot Serrure à pène Schloss mit Falle Lock with pen	
	3-punt 3-points 3-Punkt 3-Points	1-punt 1-points 1-Punkt 1-Points
Buitendraaiend Ouvrant vers l'extérieur Aussen öffnend Outside opening	ACIP642	ACIP640
Elektrische slotplaat Electrique gache Elektrische schliess platte Electric lock plate	ACVL725 L/R	ACVL725 L/R

	Cilinder Cylindre Zylinder Cylinder	Cilinder 1/2 Cylindre 1/2 Zylinder 1/2 Cylinder 1/2
	ACVL117	ACMX01604
Cilinderplaatje Ecusson lacque Zylinder-rosette Cover for cylinder	ACMX208 2x	ACMX108 1x



MONTAGE ACTL443 MET VL27
MONTAGE ACTL443 AVEC VL27
MONTAGE ACTL443 MIT VL27
MONTAGE ACTL443 WITH VL27

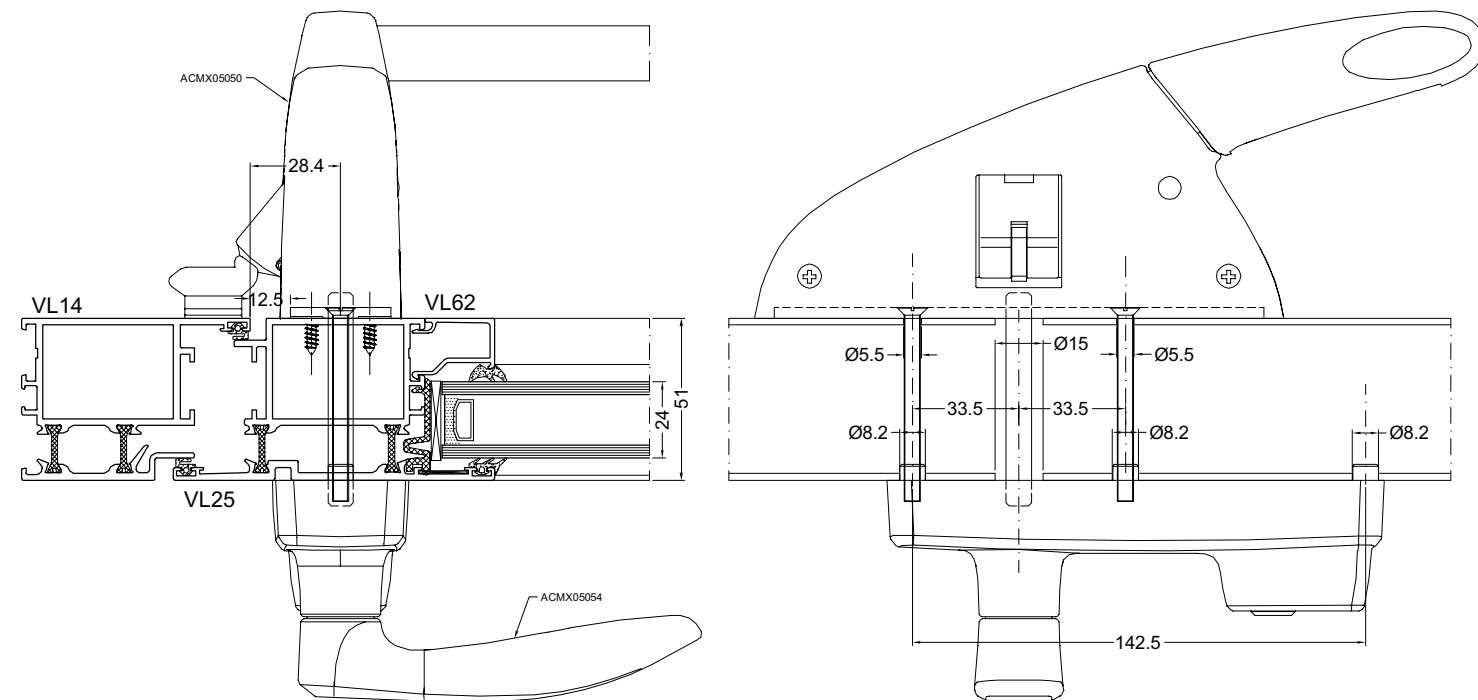
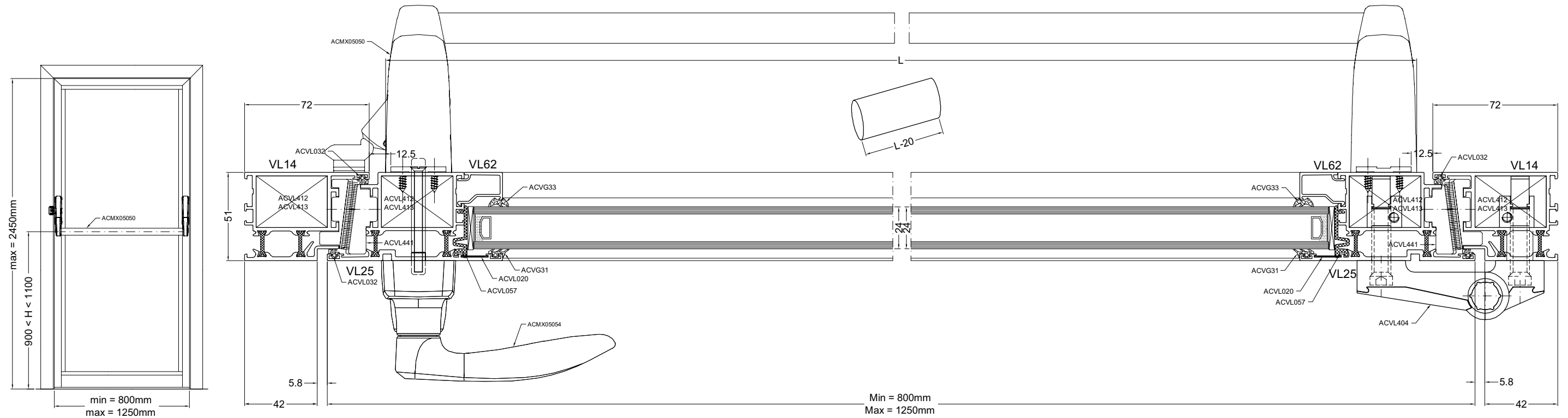
WERKTEKENINGEN - DESSINS DE CONSTRUCTION - KONSTRUKTIONZEICHNUNGEN - CONSTRUCTION DRAWINGS



v27buiten

MONTAGE HORIZONTAAL PANIEKSLOT ACMX05050
MONTAGE SERRURE ANTI-PANIQUE HORIZONTALE ACMX05050
MONTAGE HORIZONTAL PANIK SCHLOSS ACMX05050
MONTAGE HORIZONTAL PANIC LATCH ACMX05050

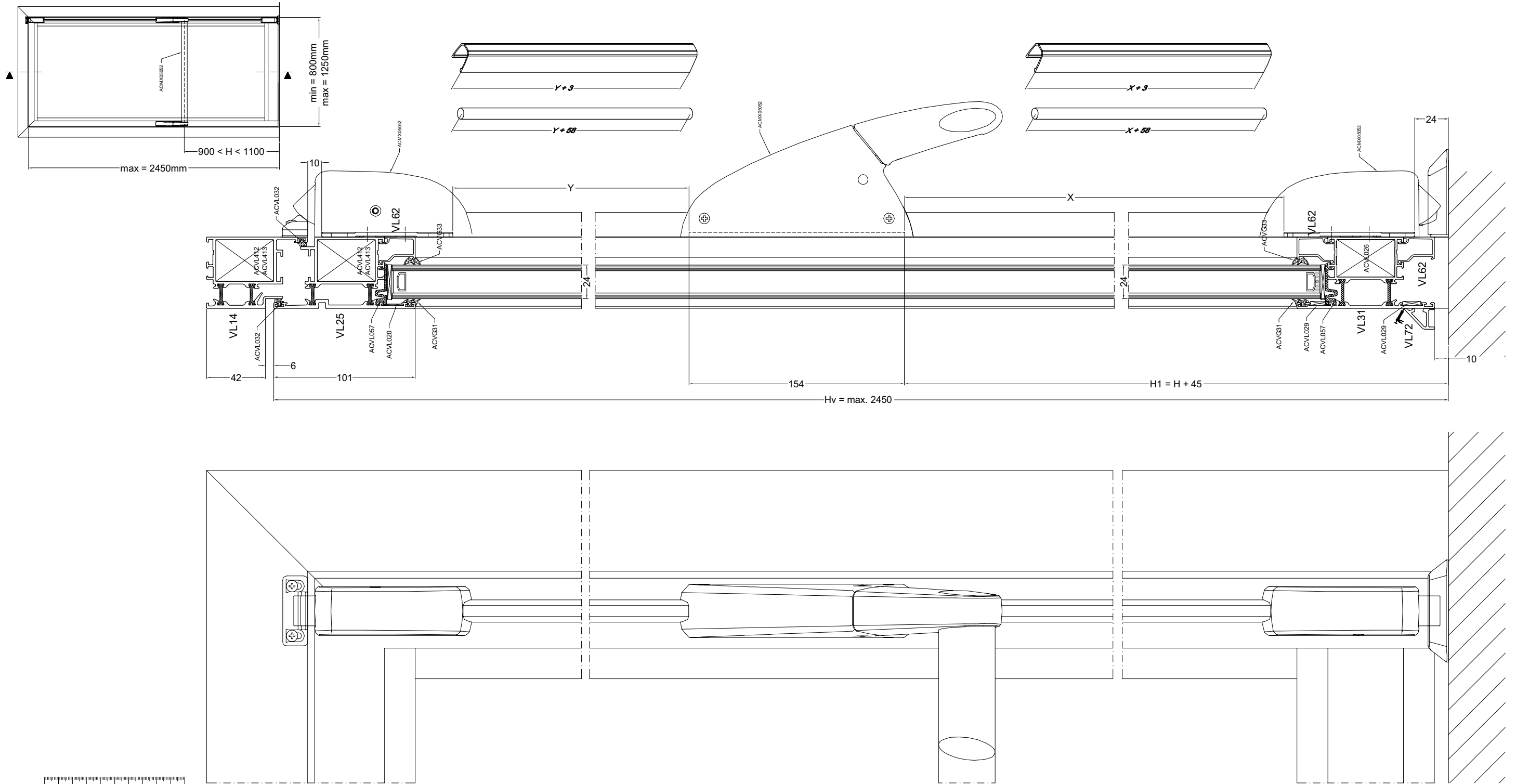
WERKTEKENINGEN - DESSINS DE CONSTRUCTION - KONSTRUKTIONZEICHNUNGEN - CONSTRUCTION DRAWINGS



acmx05050

MONTAGE VERTIKAAL PANIEKSLOT ACMX05052
 MONTAGE SERRURE ANTI-PANIQUE VERTICALE ACMX05052
 MONTAGE VERTIKAL PANIK SCHLOSS ACMX05052
 MONTAGE VERTICAL PANIC LATCH ACMX05052

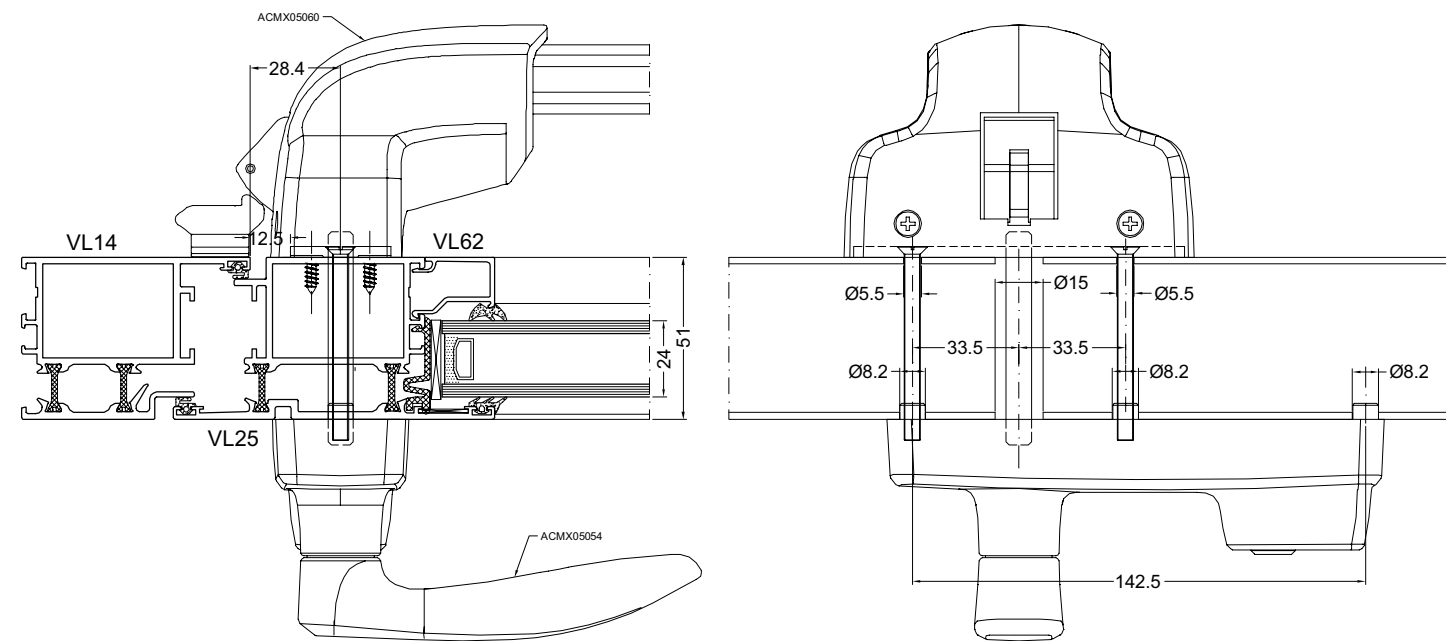
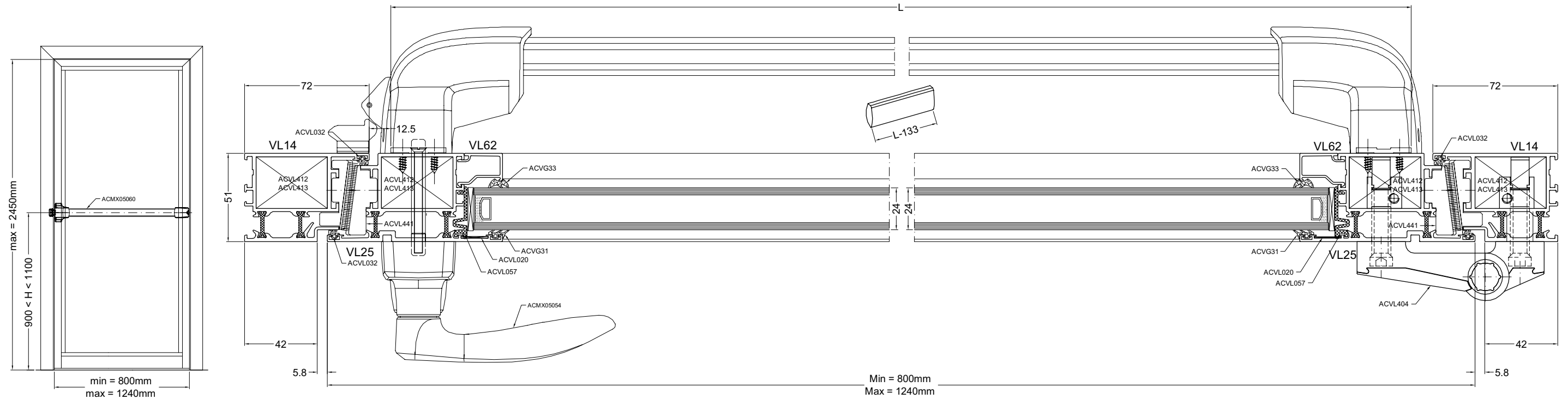
WERKTEKENINGEN - DESSINS DE CONSTRUCTION - KONSTRUKTIONZEICHNUNGEN - CONSTRUCTION DRAWINGS



acmx05052

MONTAGE HORIZONTAAL PANIEKSLOT ACMX05060
MONTAGE SERRURE ANTI-PANIQUE HORIZONTALE ACMX05060
MONTAGE HORIZONTAL PANIK SCHLOSS ACMX05060
MONTAGE HORIZONTAL PANIC LATCH ACMX05060

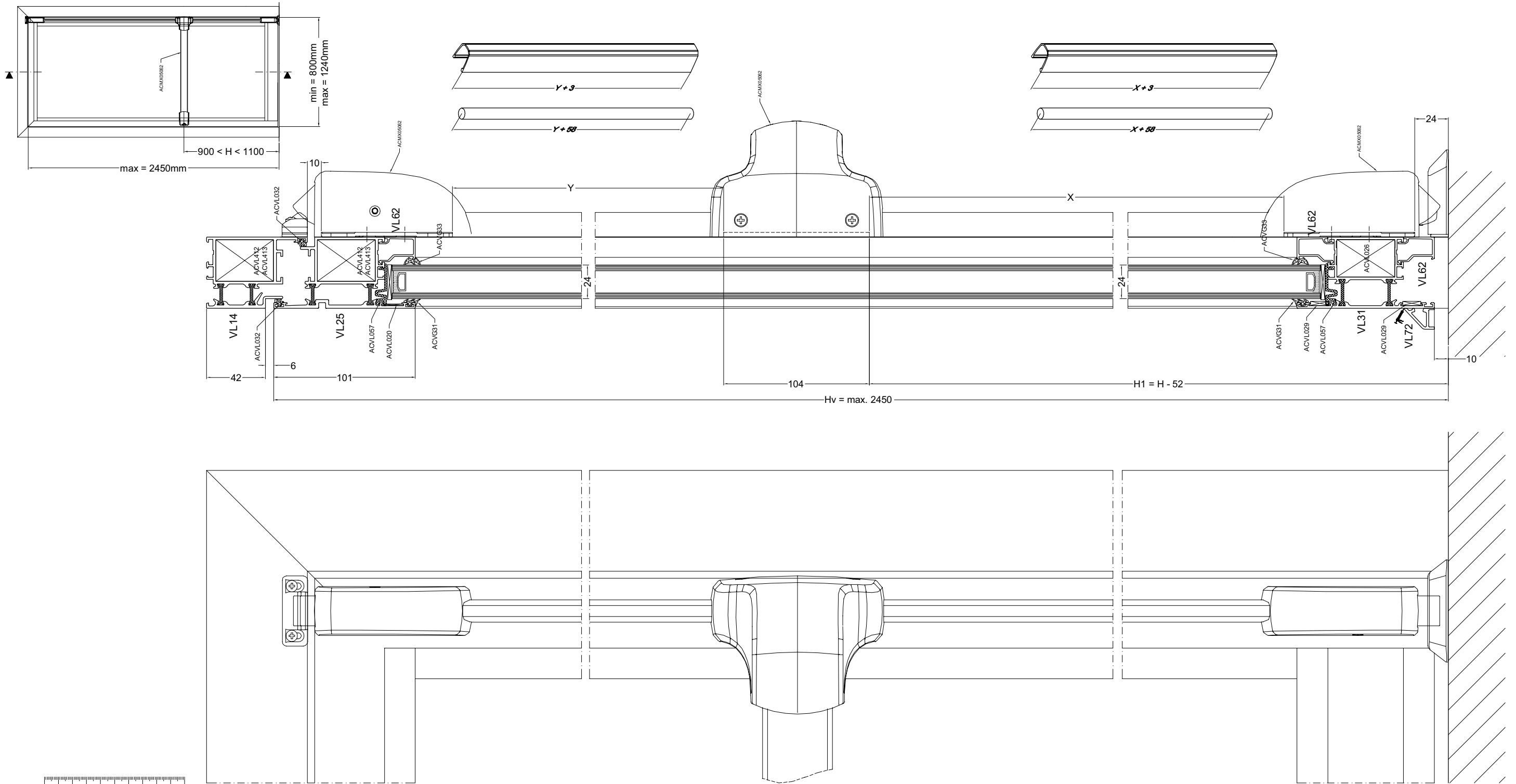
WERKTEKENINGEN - DESSINS DE CONSTRUCTION - KONSTRUKTIONZEICHNUNGEN - CONSTRUCTION DRAWINGS



acmx05060

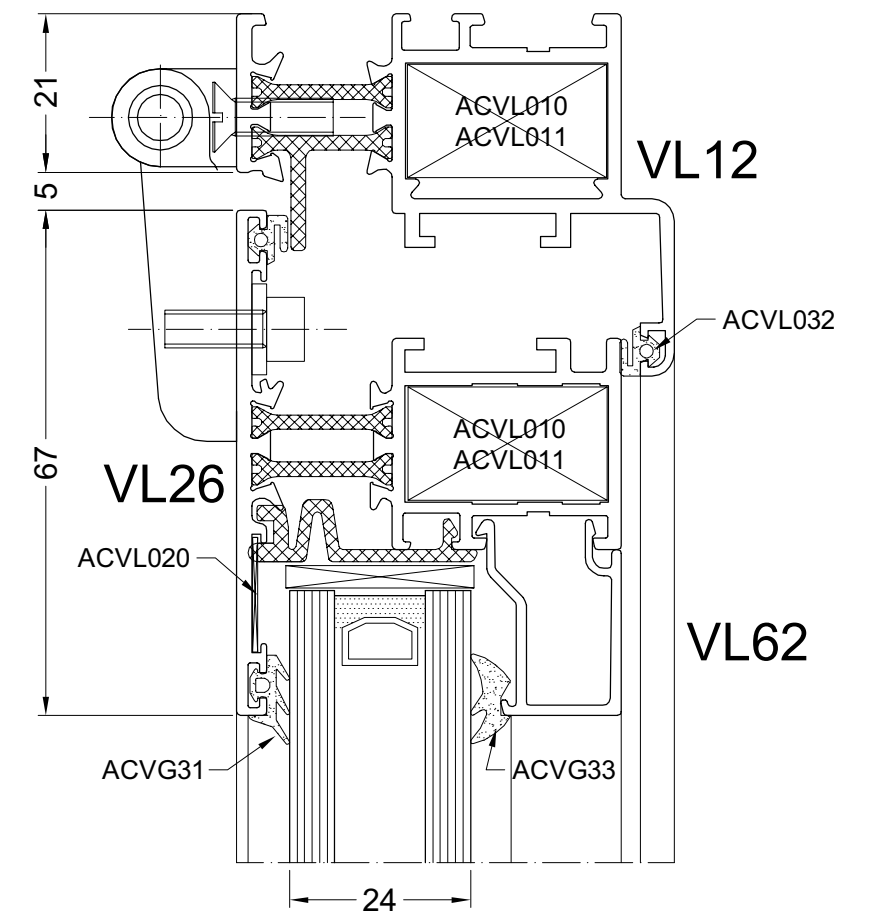
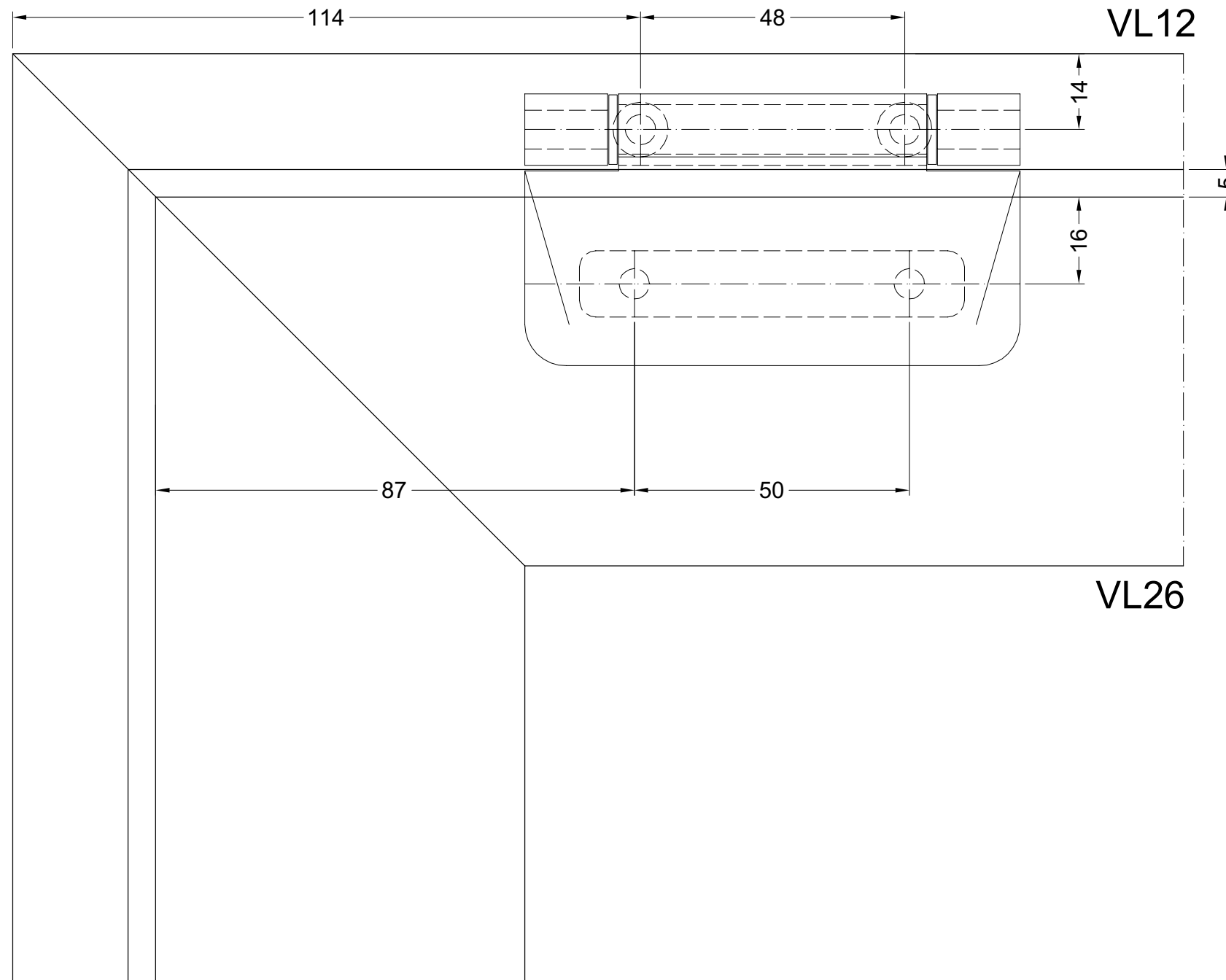
MONTAGE VERTIKAAL PANIEKSLOT ACMX05062
 MONTAGE SERRURE ANTI-PANIQUE VERTICALE ACMX05062
 MONTAGE VERTIKAL PANIK SCHLOSS ACMX05062
 MONTAGE VERTICAL PANIC LATCH ACMX05062

WERKTEKENINGEN - DESSINS DE CONSTRUCTION - KONSTRUKTIONZEICHNUNGEN - CONSTRUCTION DRAWINGS



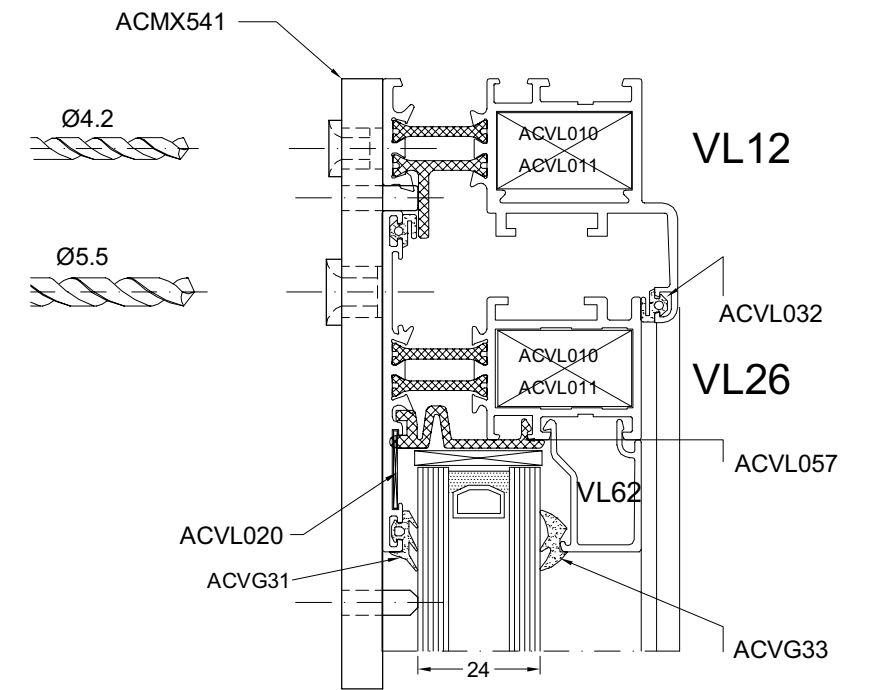
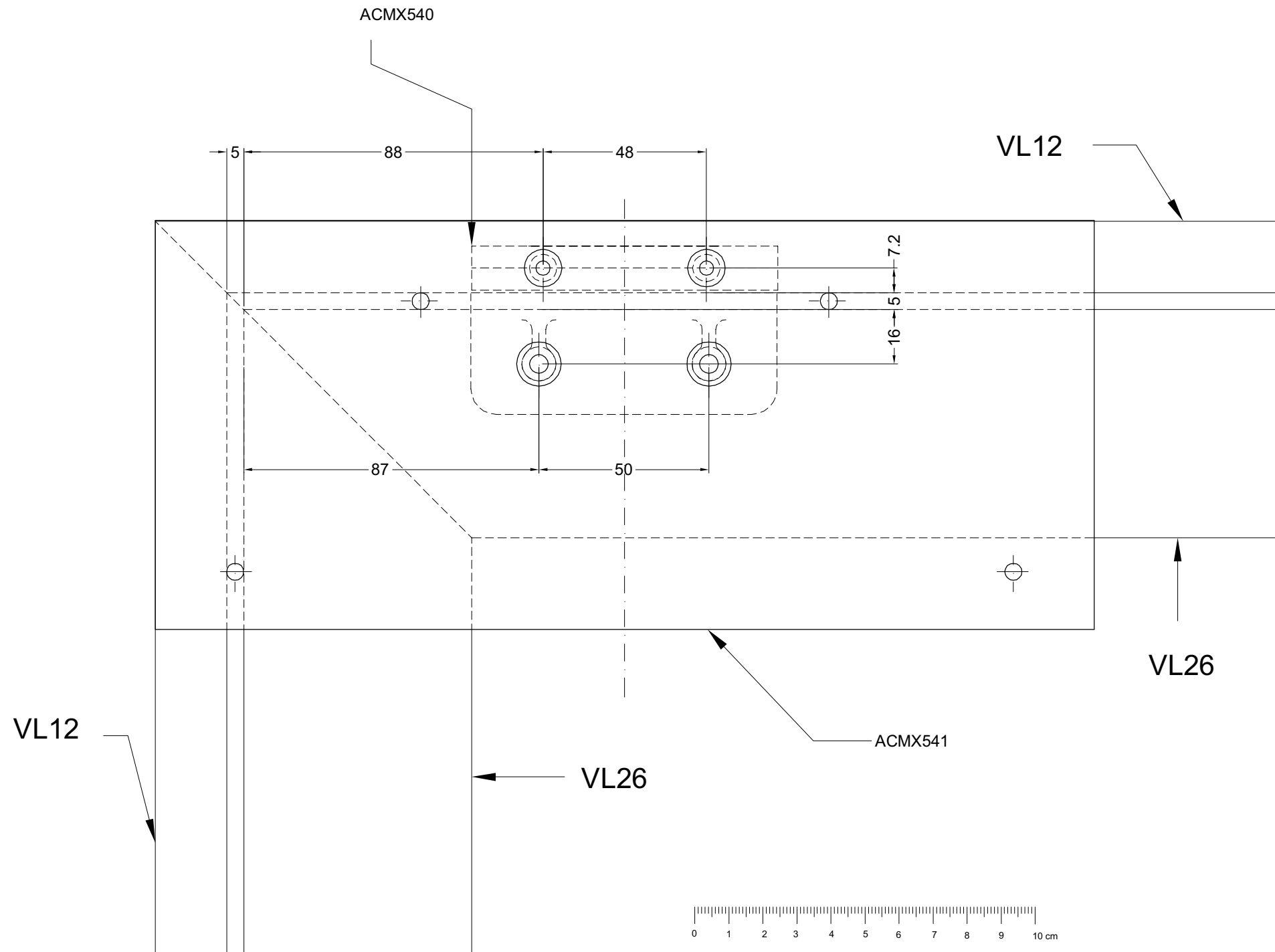
MONTAGE ACMX540
MONTAGE ACMX540
MONTAGE ACMX540
MONTAGE ACMX540

WERKTEKENINGEN - DESSINS DE CONSTRUCTION - KONSTRUKTIONZEICHNUNGEN - CONSTRUCTION DRAWINGS



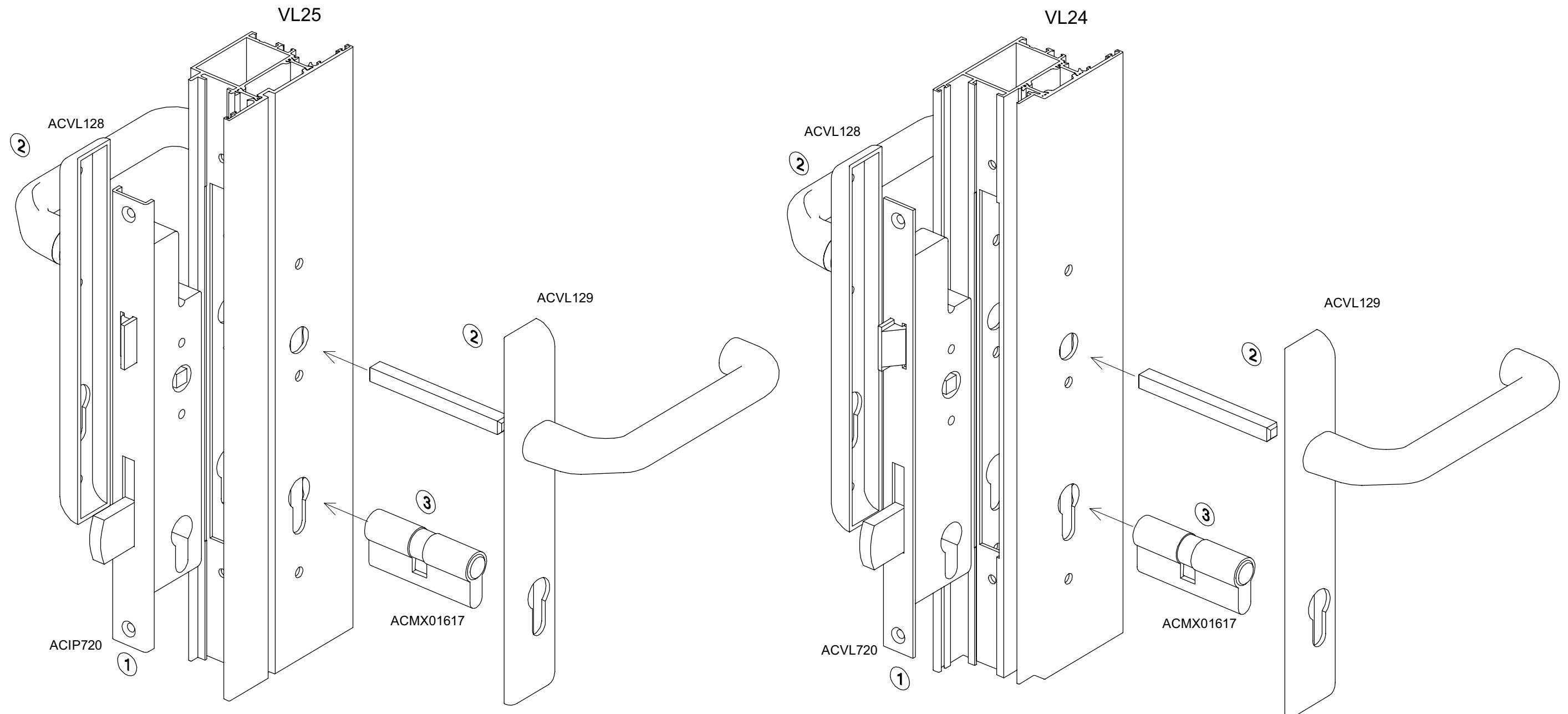
PLAATSING BOORMAL VOOR ACMX540
POSITIONNEMENT GABARIT POUR ACMX540
POSITIONIERUNG BOHRSCABLONE FUR ACMX540
POSITIONNING BORING JIG SET FOR ACMX540

WERKTEKENINGEN - DESSINS DE CONSTRUCTION - KONSTRUKTIONZEICHNUNGEN - CONSTRUCTION DRAWINGS



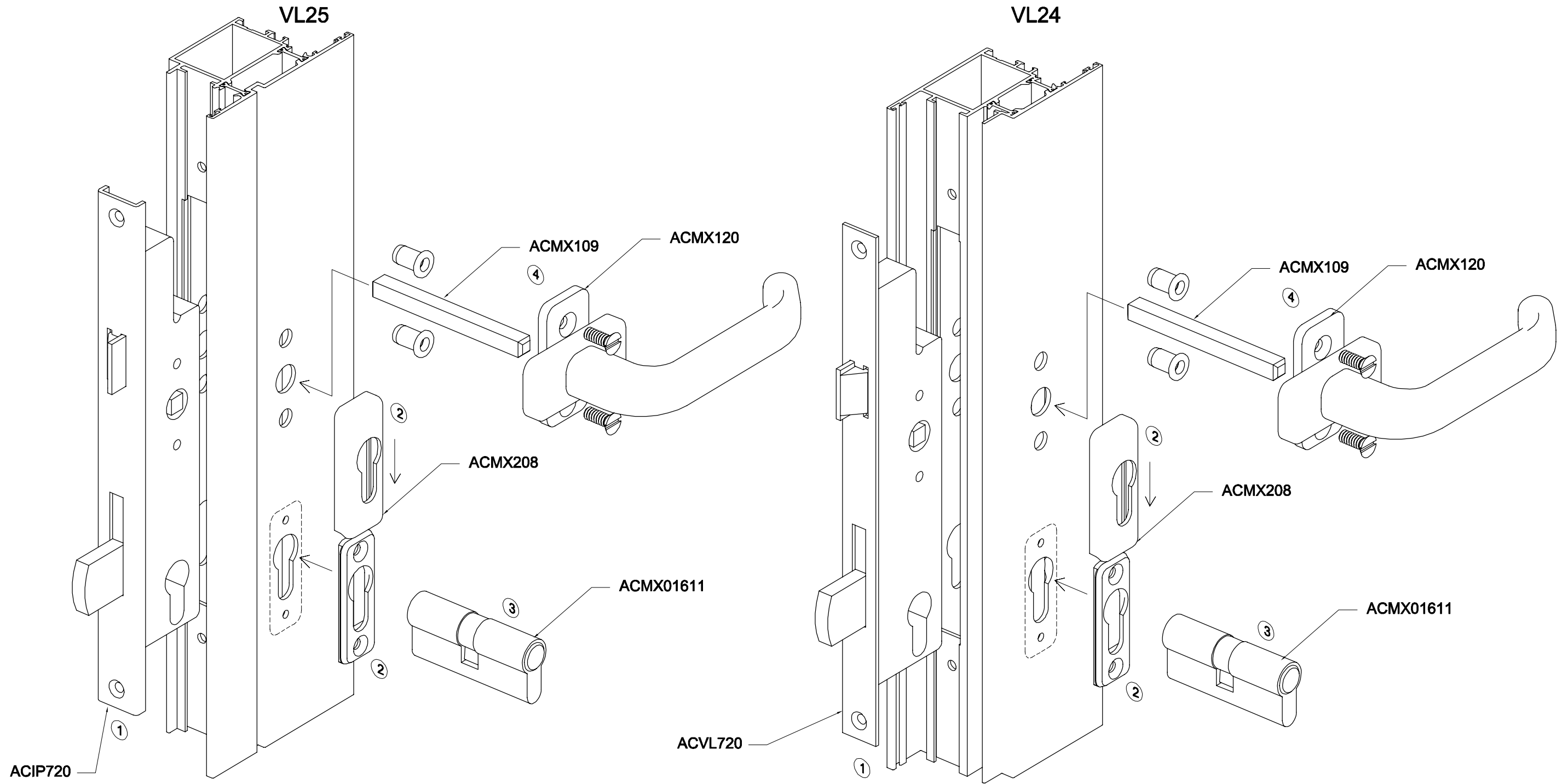
MONTAGE ACVL128/ACVL129 - ACVL720/ACIP720 IN VL24/VL25
 MONTAGE ACVL128/ACVL129 - ACVL720/ACIP720 DANS VL24/VL25
 MONTAGE ACVL128/ACVL129 - ACVL720/ACIP720 IN VL24/VL25
 MONTAGE ACVL128/ACVL129 - ACVL720/ACIP720 IN VL24/VL25

WERKTEKENINGEN - DESSINS DE CONSTRUCTION - KONSTRUKTIONZEICHNUNGEN - CONSTRUCTION DRAWINGS



MONTAGE ACMX120 - ACVL720/ACIP720 IN VL24/VL25
MONTAGE ACMX120 - ACVL720/ACIP720 DANS VL24/VL25
MONTAGE ACMX120 - ACVL720/ACIP720 IN VL24/VL25
MONTAGE ACMX120 - ACVL720/ACIP720 IN VL24/VL25

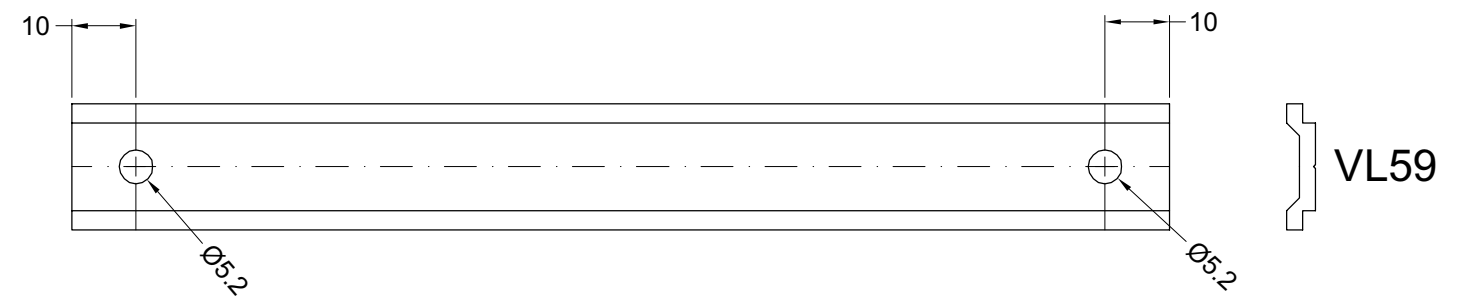
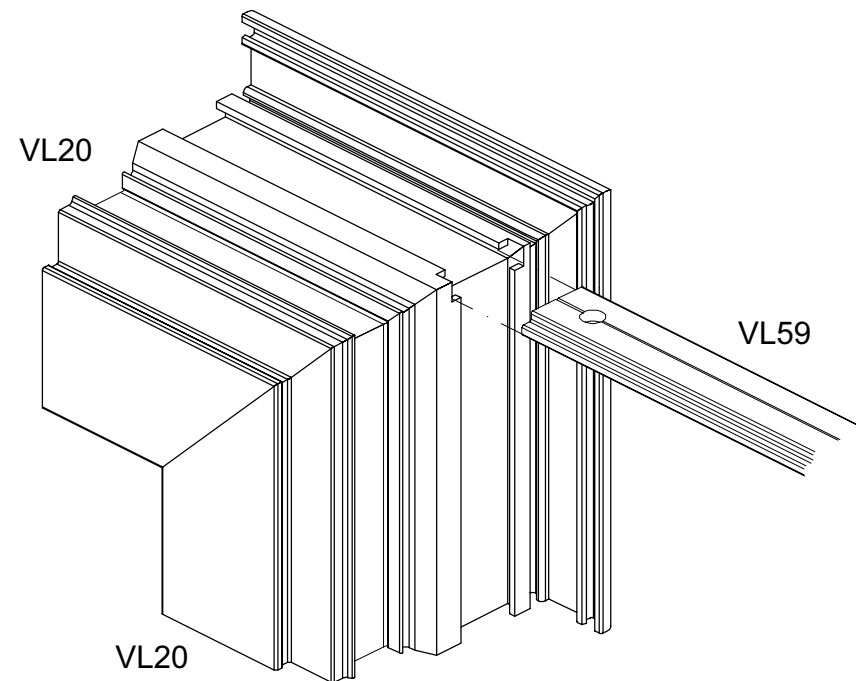
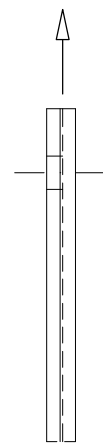
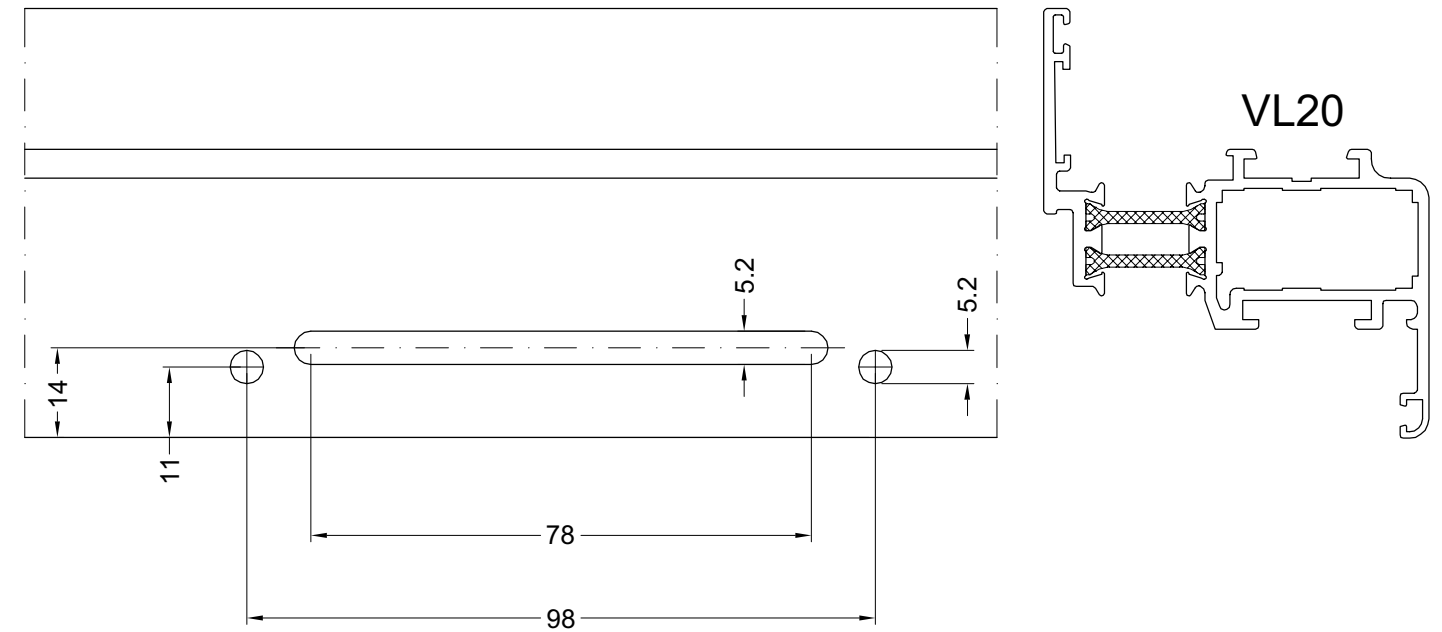
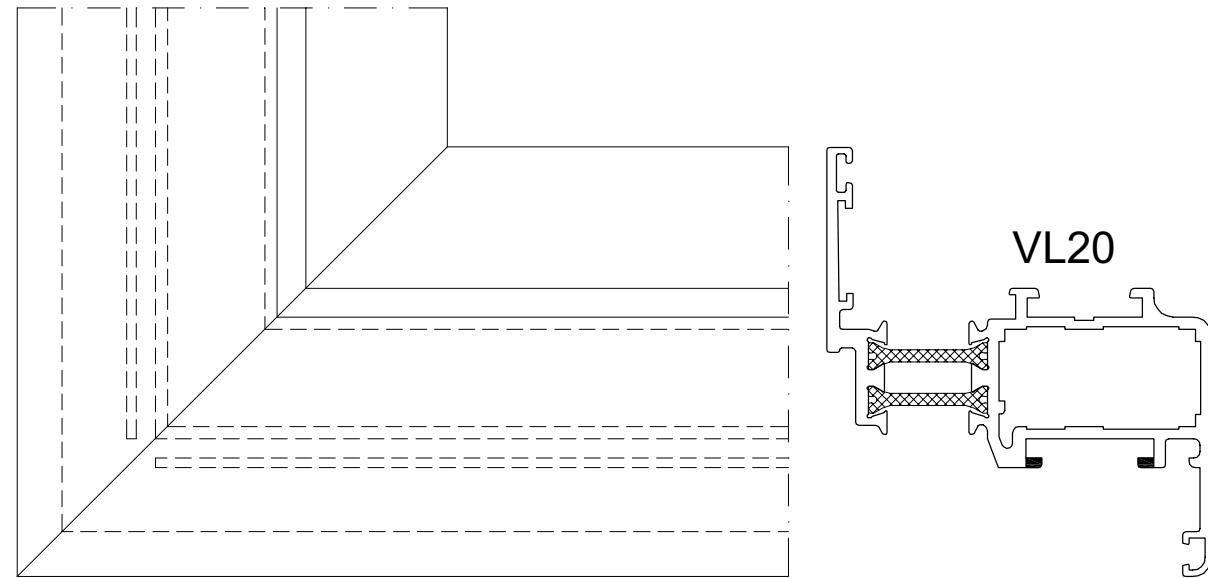
WERKTEKENINGEN - DESSINS DE CONSTRUCTION - KONSTRUKTIONZEICHNUNGEN - CONSTRUCTION DRAWINGS



v125s

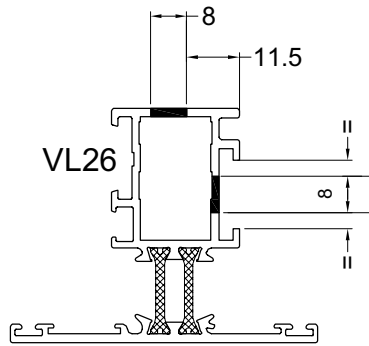
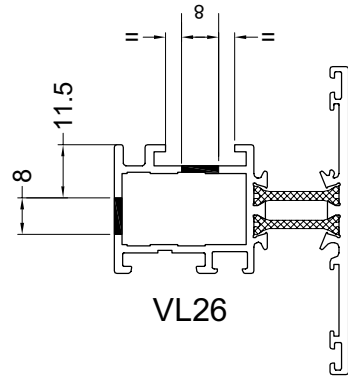
UITSPARING VOOR ACFA081
ENTAILLE POUR ACFA081
EINBAU FÜR ACFA081
MACHINING FOR ACFA081

WERKTEKENINGEN - DESSINS DE CONSTRUCTION - KONSTRUKTIONZEICHNUNGEN - CONSTRUCTION DRAWINGS

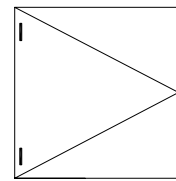


UITSPARING VOOR ACVL581
ENTAILLE POUR ACVL581
EINBAU FÜR ACVL581
EMBEDDING FOR ACVL581

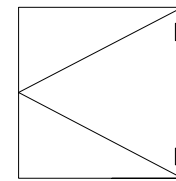
WERKTEKENINGEN - DESSINS DE CONSTRUCTION - KONSTRUKTIONZEICHNUNGEN - CONSTRUCTION DRAWINGS



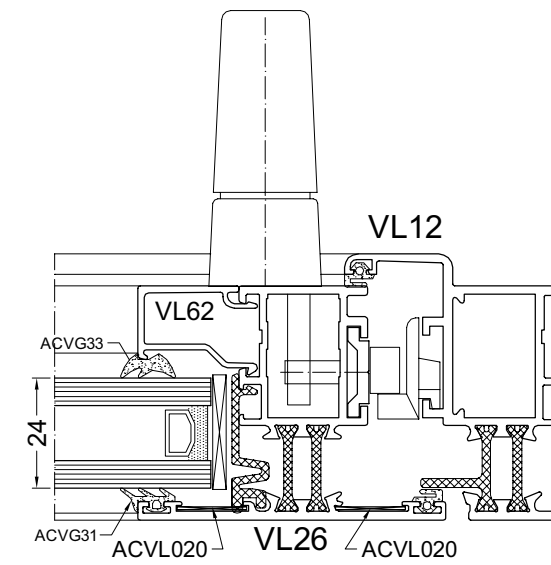
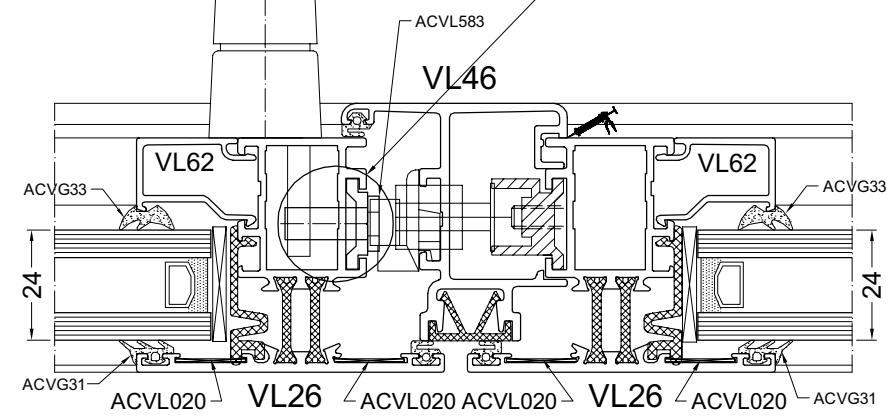
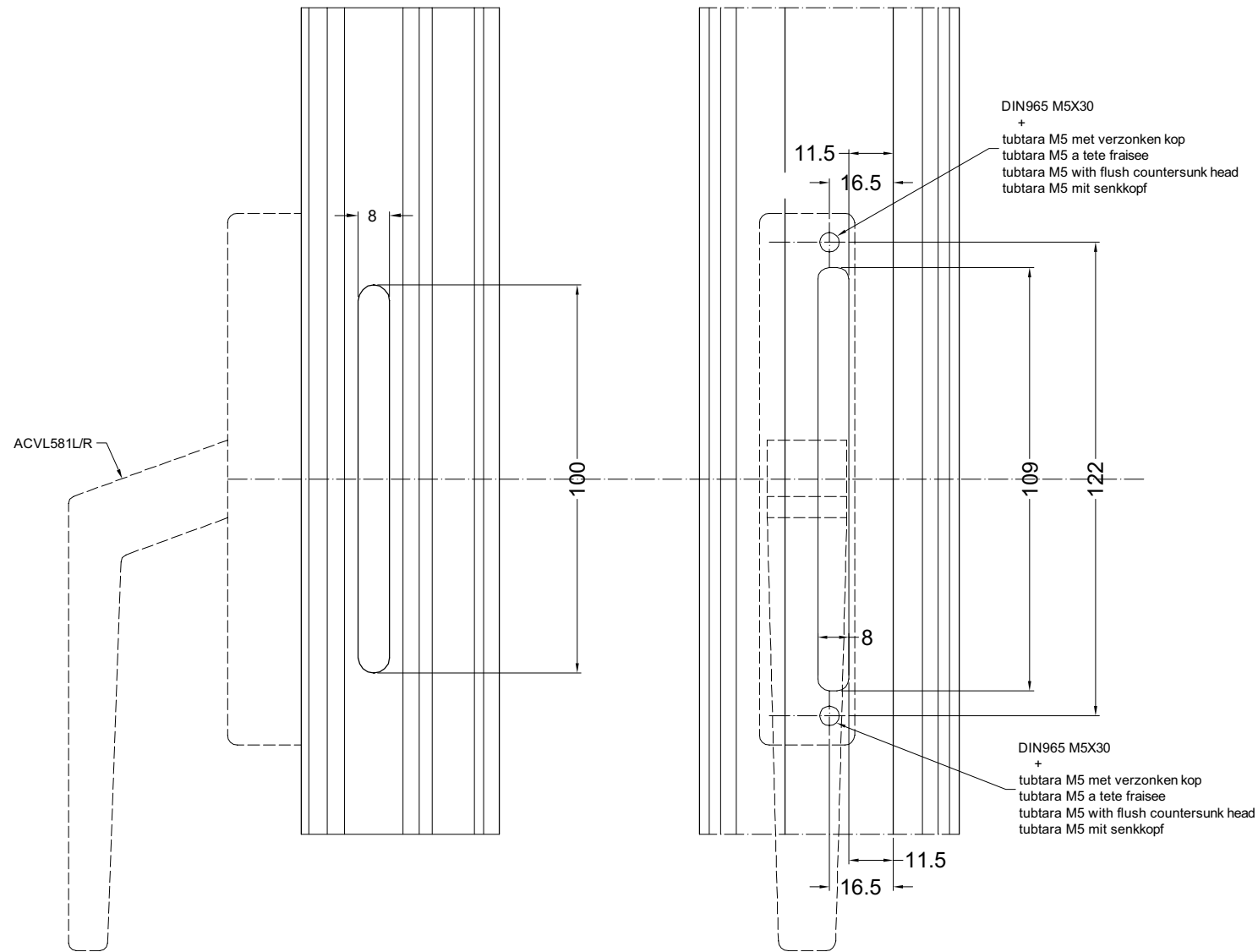
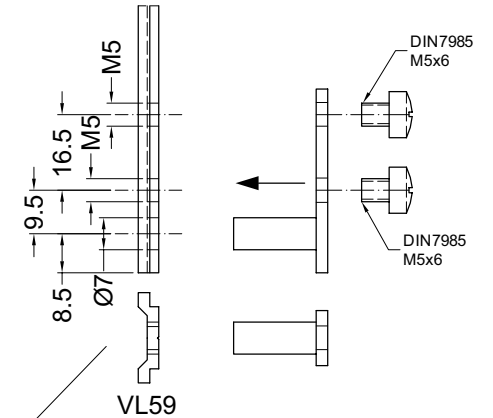
BINNEN GEZIEN
VUE INTERIEUR
VON INNEN GEZEHEN
INSIDE VIEW



DIN LINKS
DIN GAUCHE
DIN LINKS
DIN LEFT

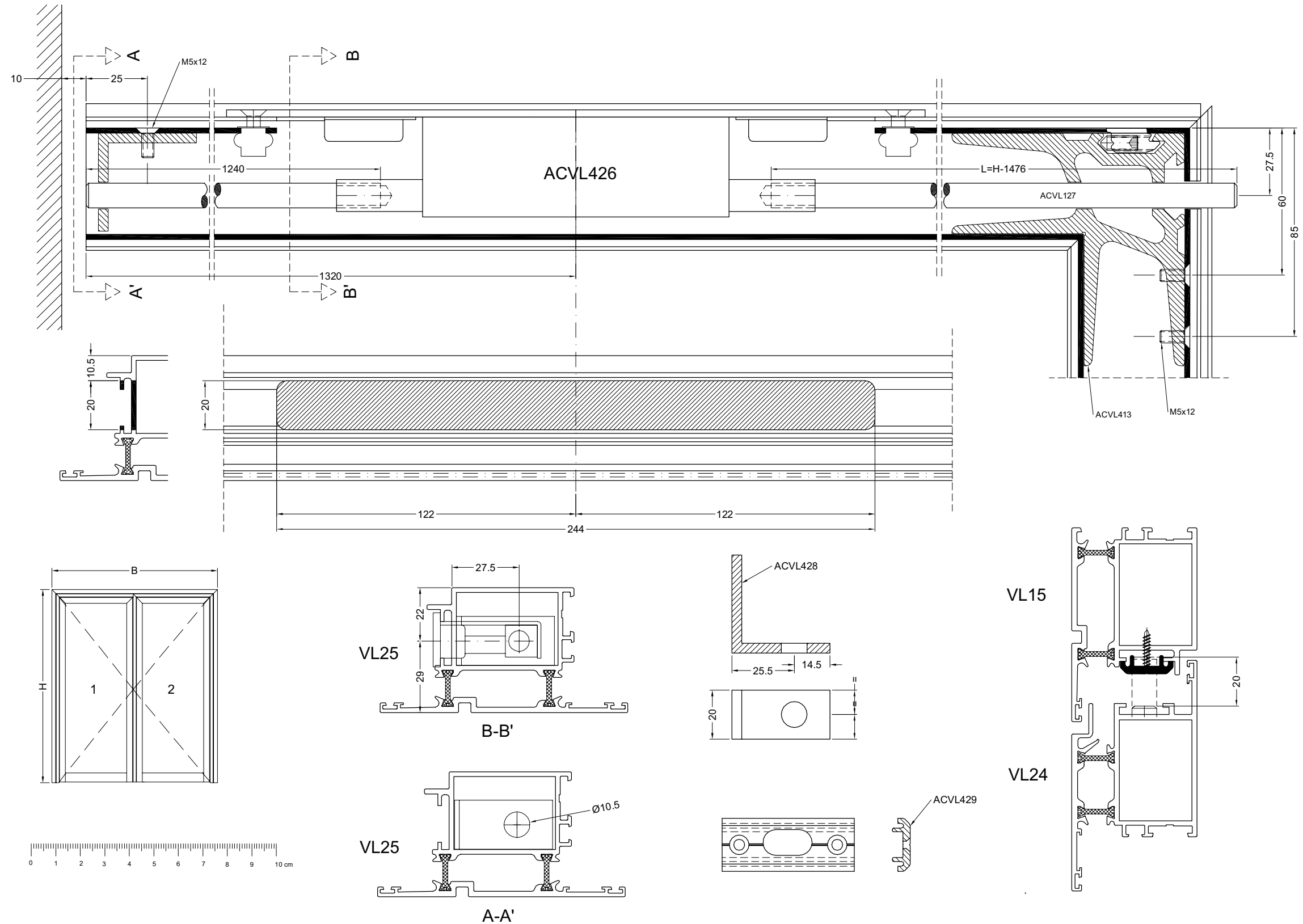


DIN RECHTS
DIN DROITE
DIN RECHTS
DIN RIGHT



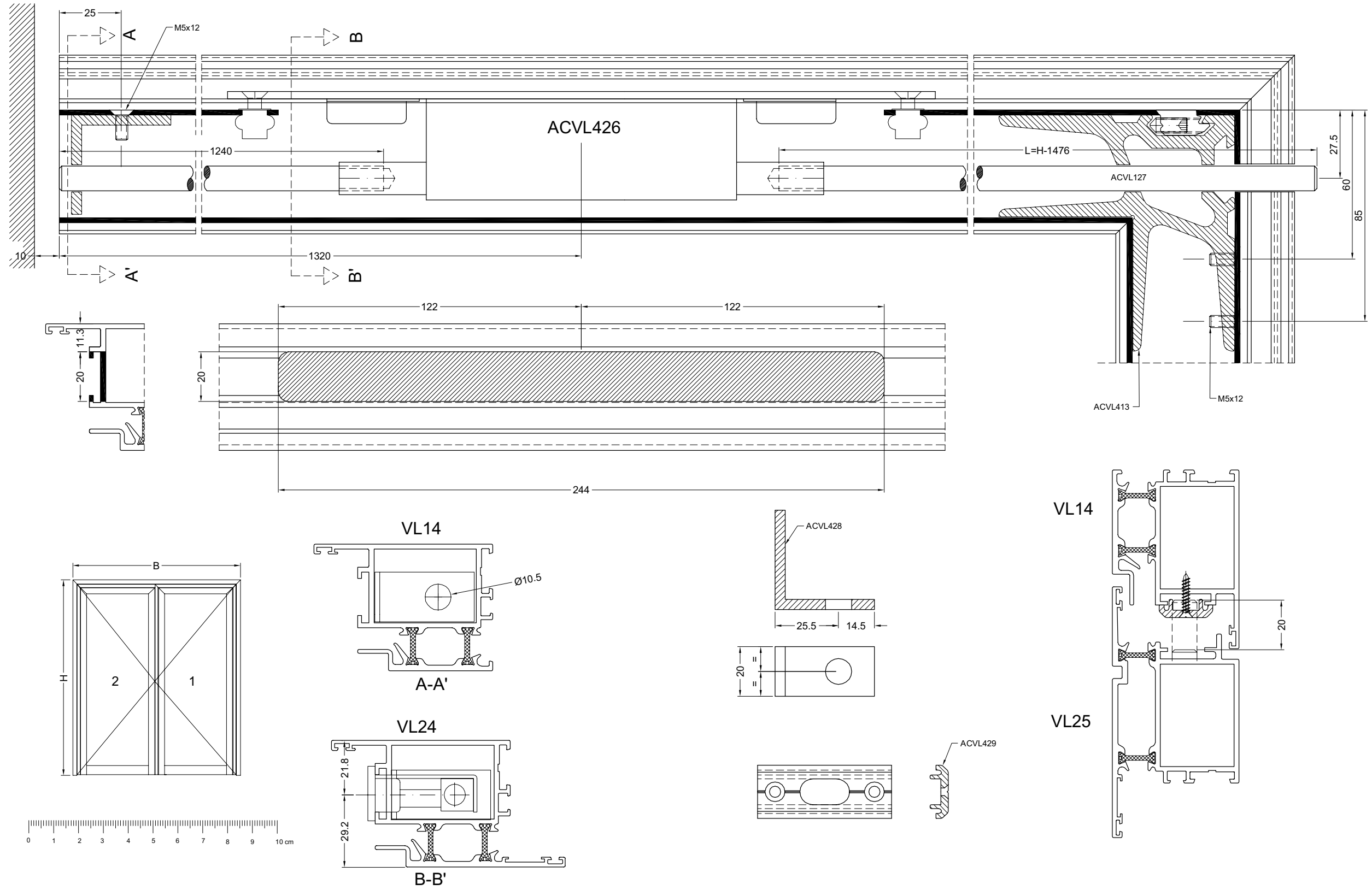
MONTAGE ACVL426 IN VL25
MONTAGE ACVL426 DANS VL25
MONTAGE ACVL426 IN VL25
MONTAGE ACVL426 IN VL25

WERKTEKENINGEN - DESSINS DE CONSTRUCTION - KONSTRUKTIONZEICHNUNGEN - CONSTRUCTION DRAWINGS



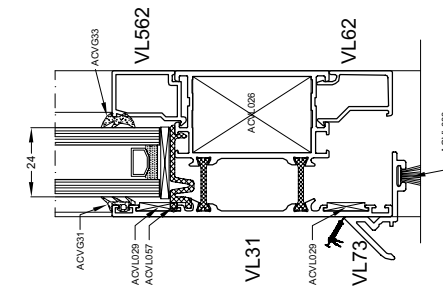
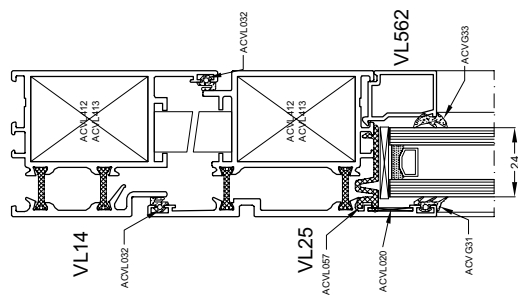
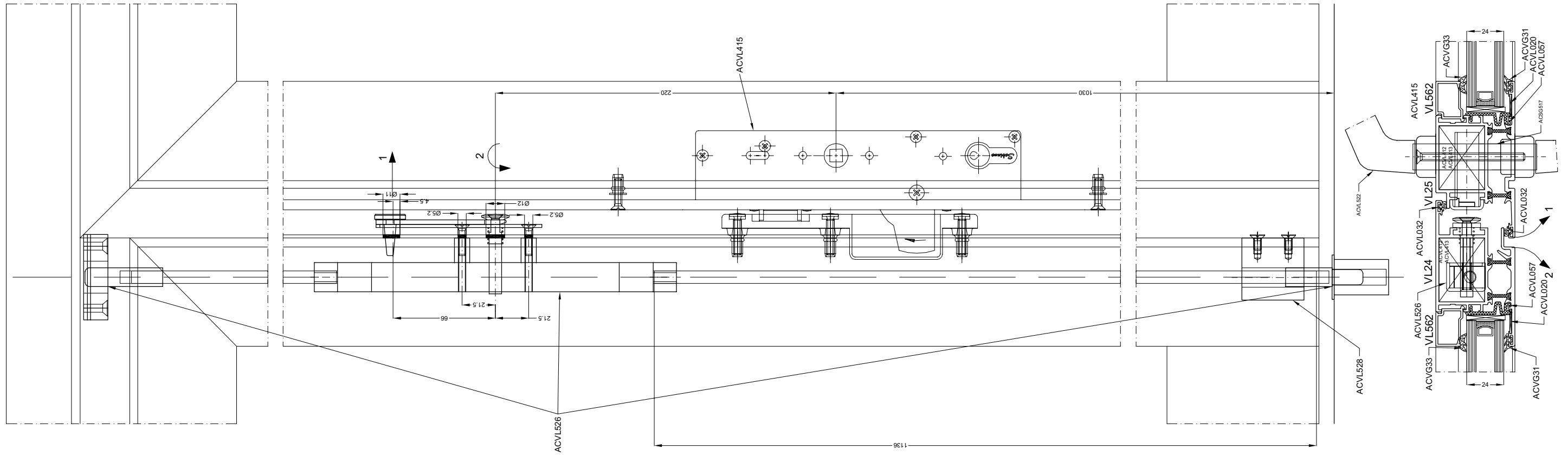
MONTAGE ACVL426 IN VL24
MONTAGE ACVL426 DANS VL24
MONTAGE ACVL426 IN VL24
MONTAGE ACVL426 IN VL24

WERKTEKENINGEN - DESSINS DE CONSTRUCTION - KONSTRUKTIONZEICHNUNGEN - CONSTRUCTION DRAWINGS



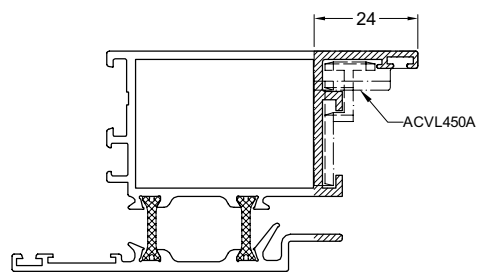
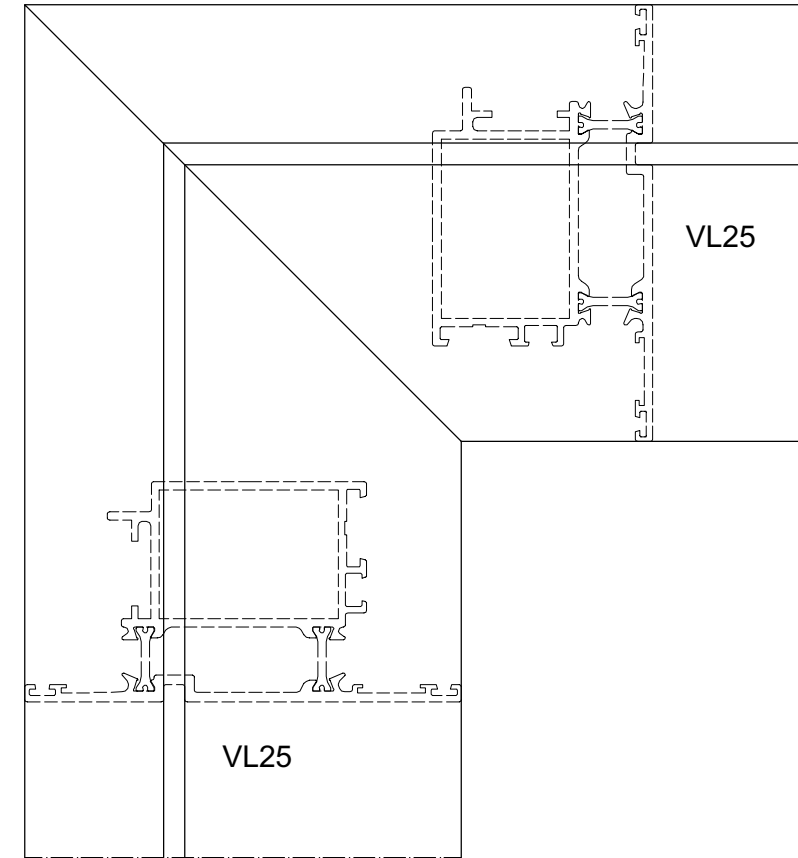
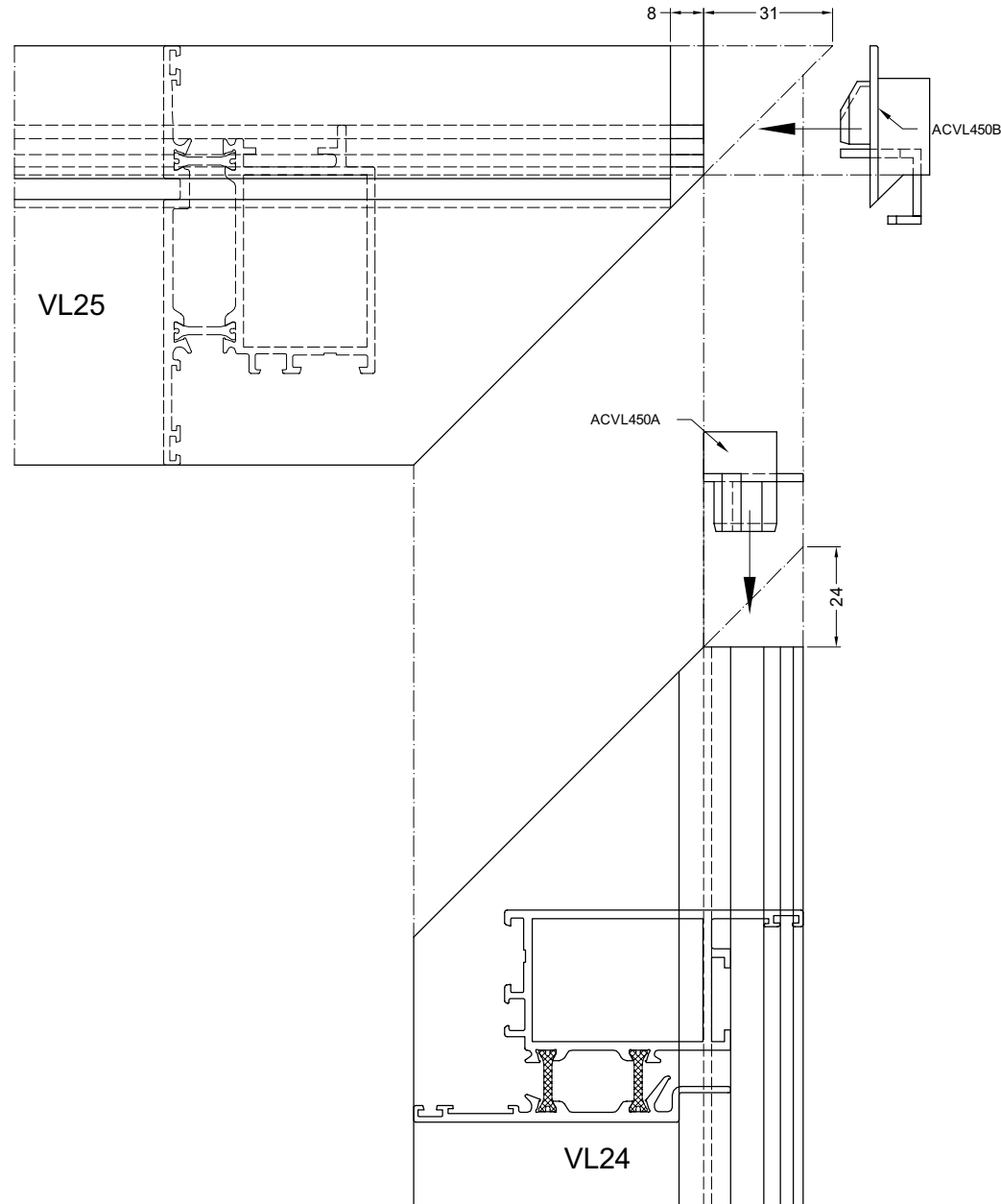
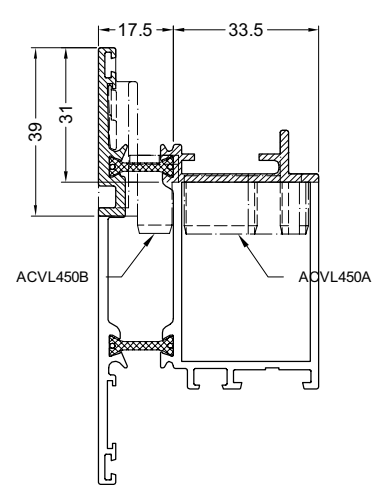
STOLPSLUITING INBRAAKVERTRAGENDE DEUREN SKG
FERMETURE PORTE A DEUX VANTAUX POUR ANTI EFFRACTION SKG
STULPTUR VERSCHLUSS EINBRUCHHEMMEND SKG
LOCKING RABATE DOOR BURGLARY PROOF SKG

WERKTEKENINGEN - DESSINS DE CONSTRUCTION - KONSTRUKTIONZEICHNUNGEN - CONSTRUCTION DRAWINGS



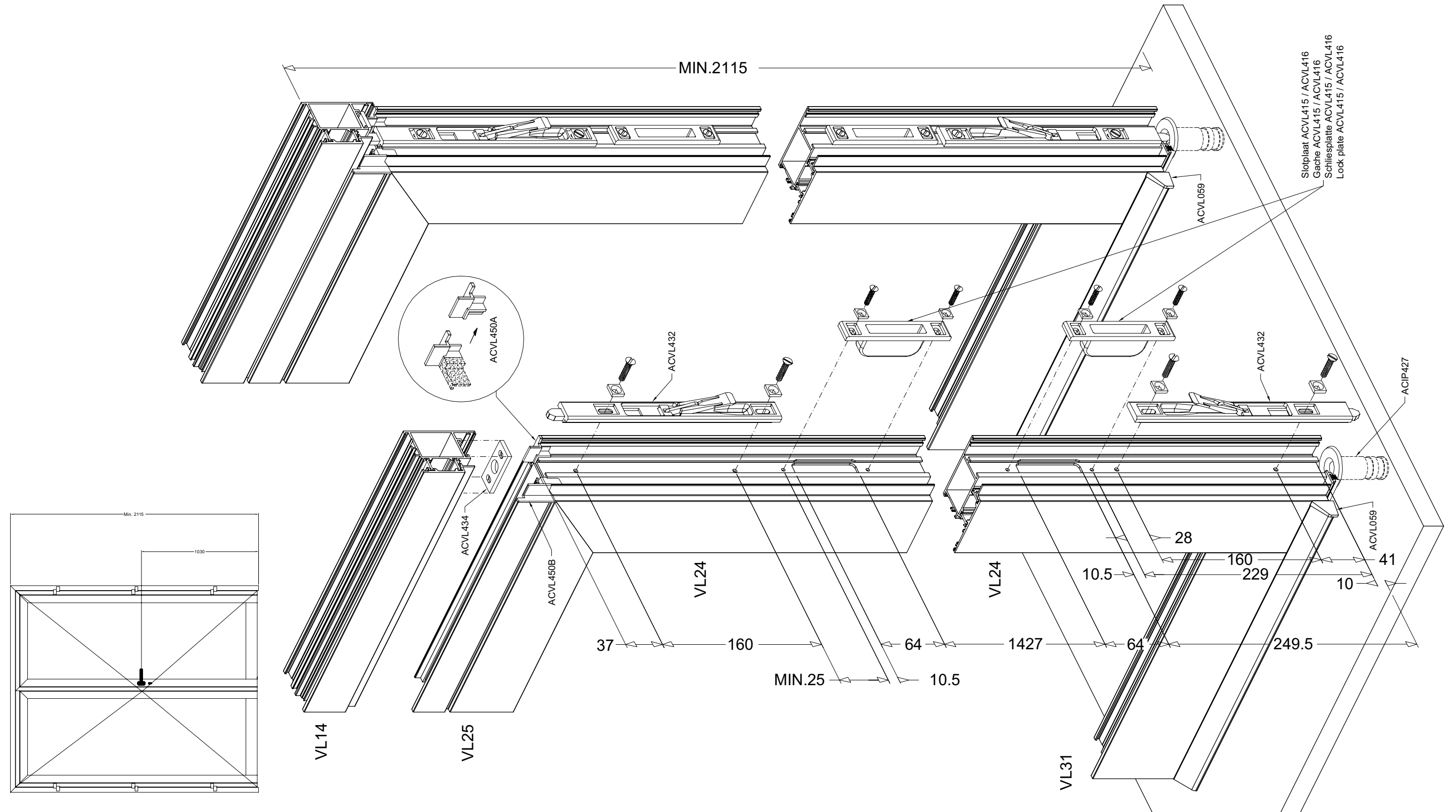
DETAIL HOEK NAAR BUITEN DRAAIENDE DUBBELE DEUR
DETAIL D'ASSEMBLAGE POUR DOUBLE PORTE OUVRANT VERS L'EXTERIEUR
AUSKLINKUNG ANSCHLAG STULTUR NACH AUSSEN OFFNEND
DETAIL CORNER FOR DOUBLE OUTSIDE OPENING DOOR

WERKTEKENINGEN - DESSINS DE CONSTRUCTION - KONSTRUKTIONZEICHNUNGEN - CONSTRUCTION DRAWINGS



MONTAGE ACVL450 / ACVL432
MONTAGE ACVL450 / ACVL432
MONTAGE ACVL450 / ACVL432
MONTAGE ACVL450 / ACVL432

WERKTEKENINGEN - DESSINS DE CONSTRUCTION - KONSTRUKTIONZEICHNUNGEN - CONSTRUCTION DRAWINGS

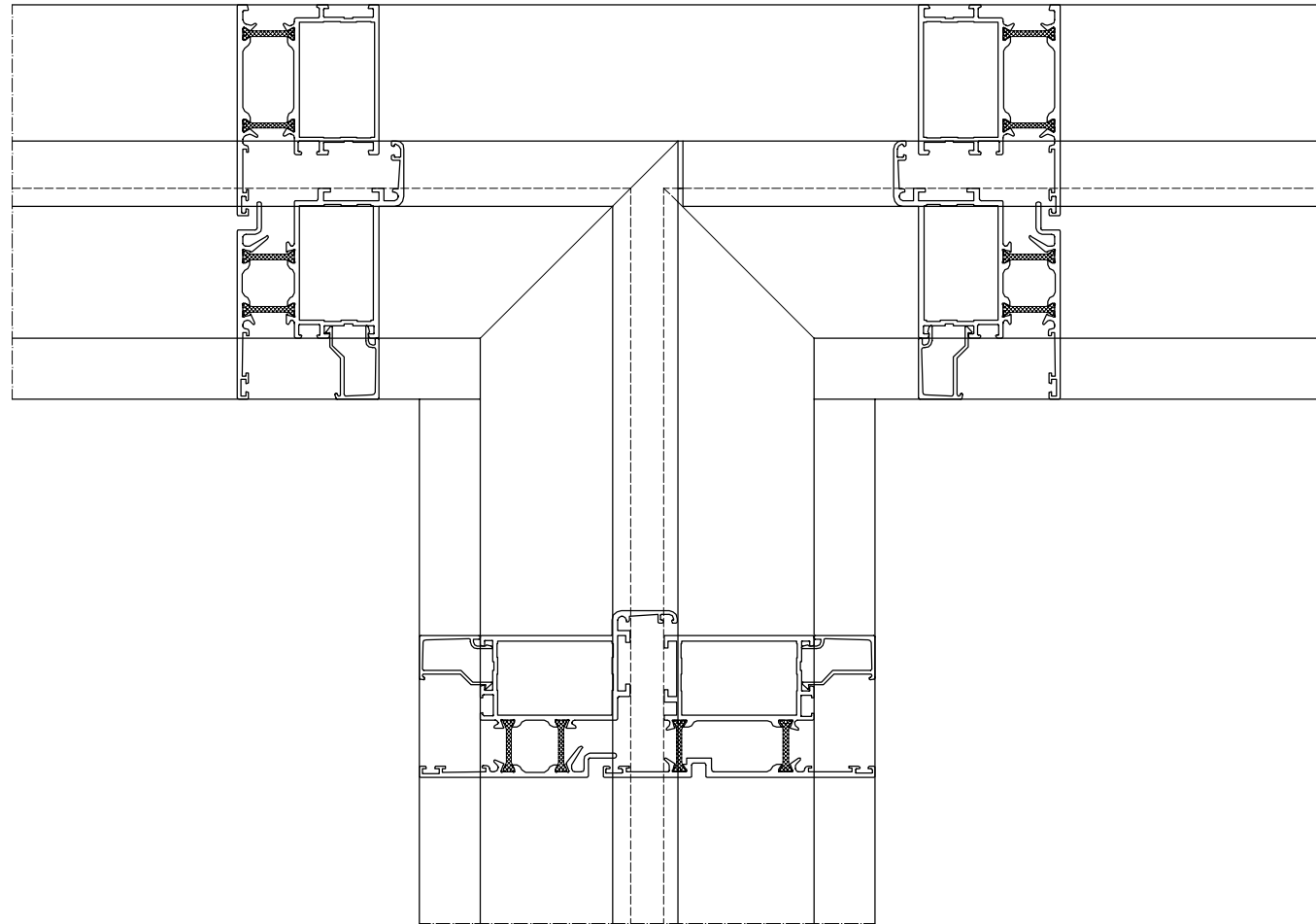


grendel

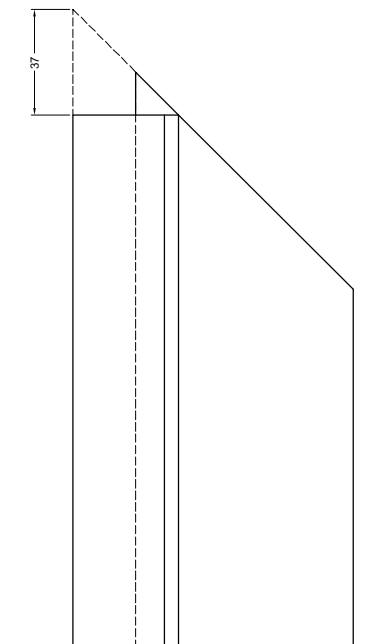

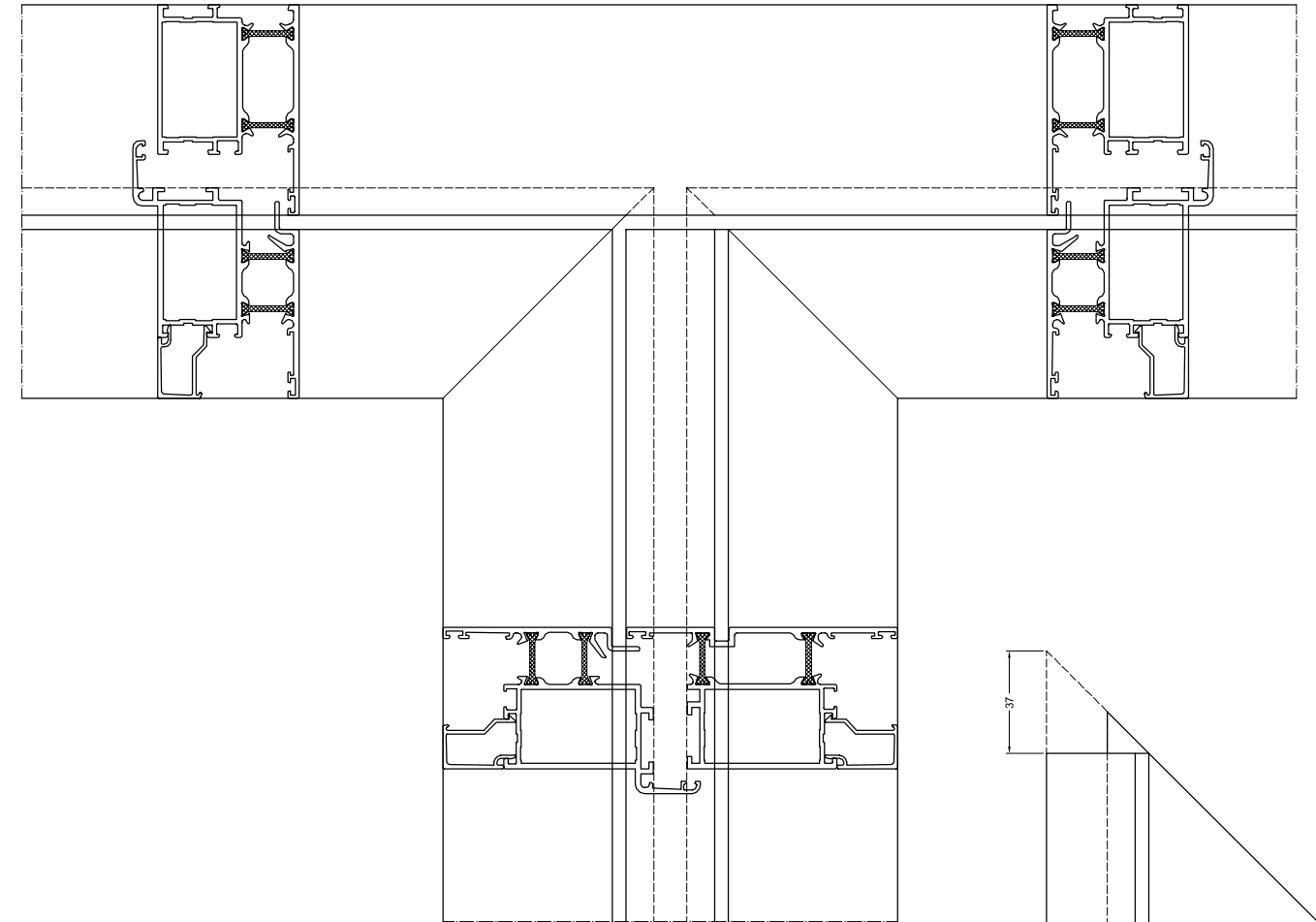
DETAIL DUBBEL NAAR BINNEN DRAAIENDE DEUR
DETAIL PORTE AVEC DOUBLE VANTAIL OUVRANT VERS L'INTERIEUR
DETAIL DOPPELT TUR NACH INNEN OFFNEND
DETAIL DOUBLE DOOR INSIDE OPENING

WERKTEKENINGEN - DESSINS DE CONSTRUCTION - KONSTRUKTIONZEICHNUNGEN - CONSTRUCTION DRAWINGS

BINNENZICHT
INSIDE VIEW

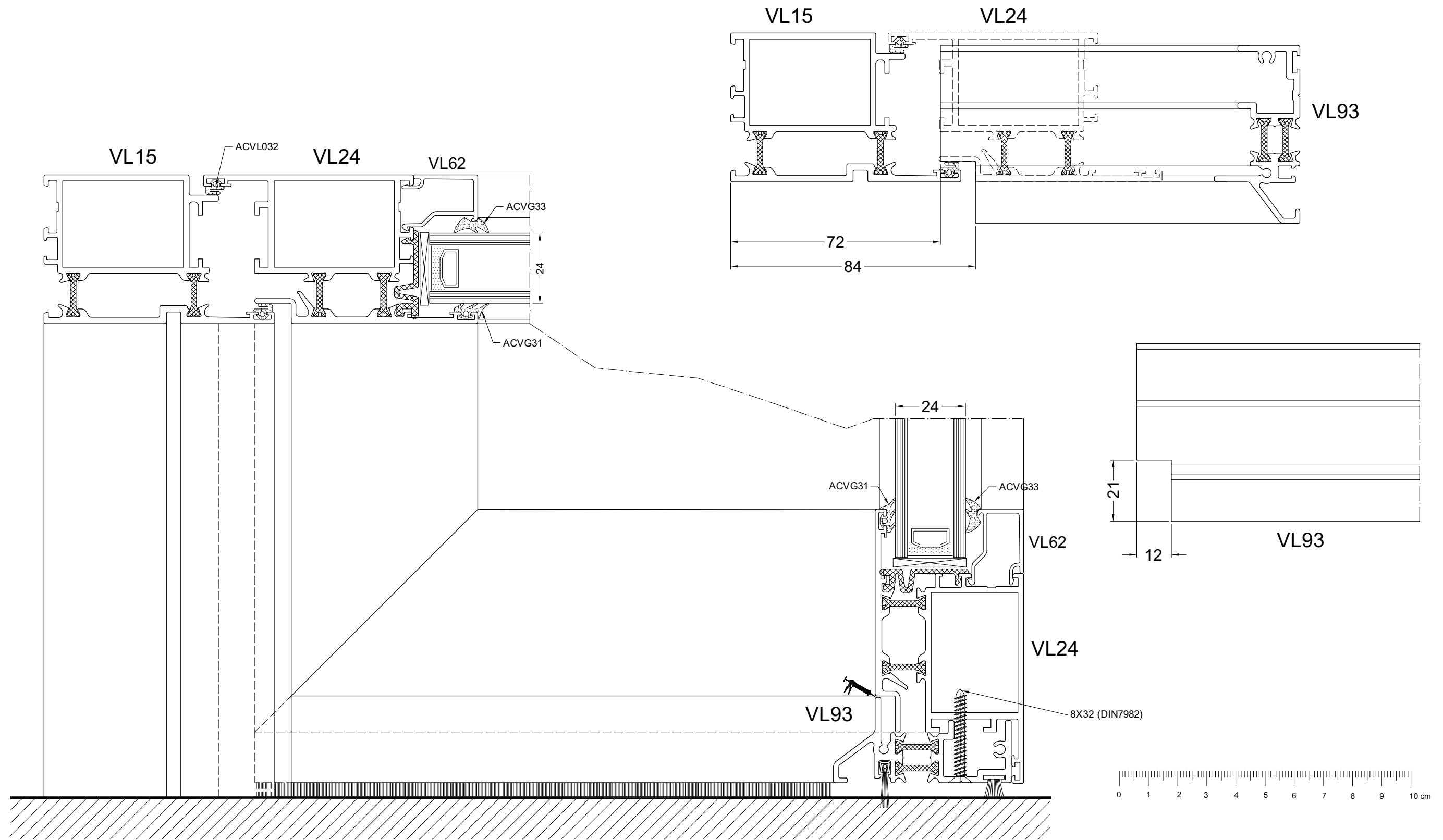


BUITENZICHT
OUTSIDE VIEW



DETAIL ENKEL NAAR BINNEN DRAAIENDE DEUR MET VL93
 DETAIL PORTE SIMPLE OUVRANT VERS L'INTERIEUR AVEC VL93
 DETAIL EINFLUGLICH TUR NACH INNEN OFFNEND MIT VL93
 DETAIL SINGLE DOOR INSIDE OPENING WITH VL93

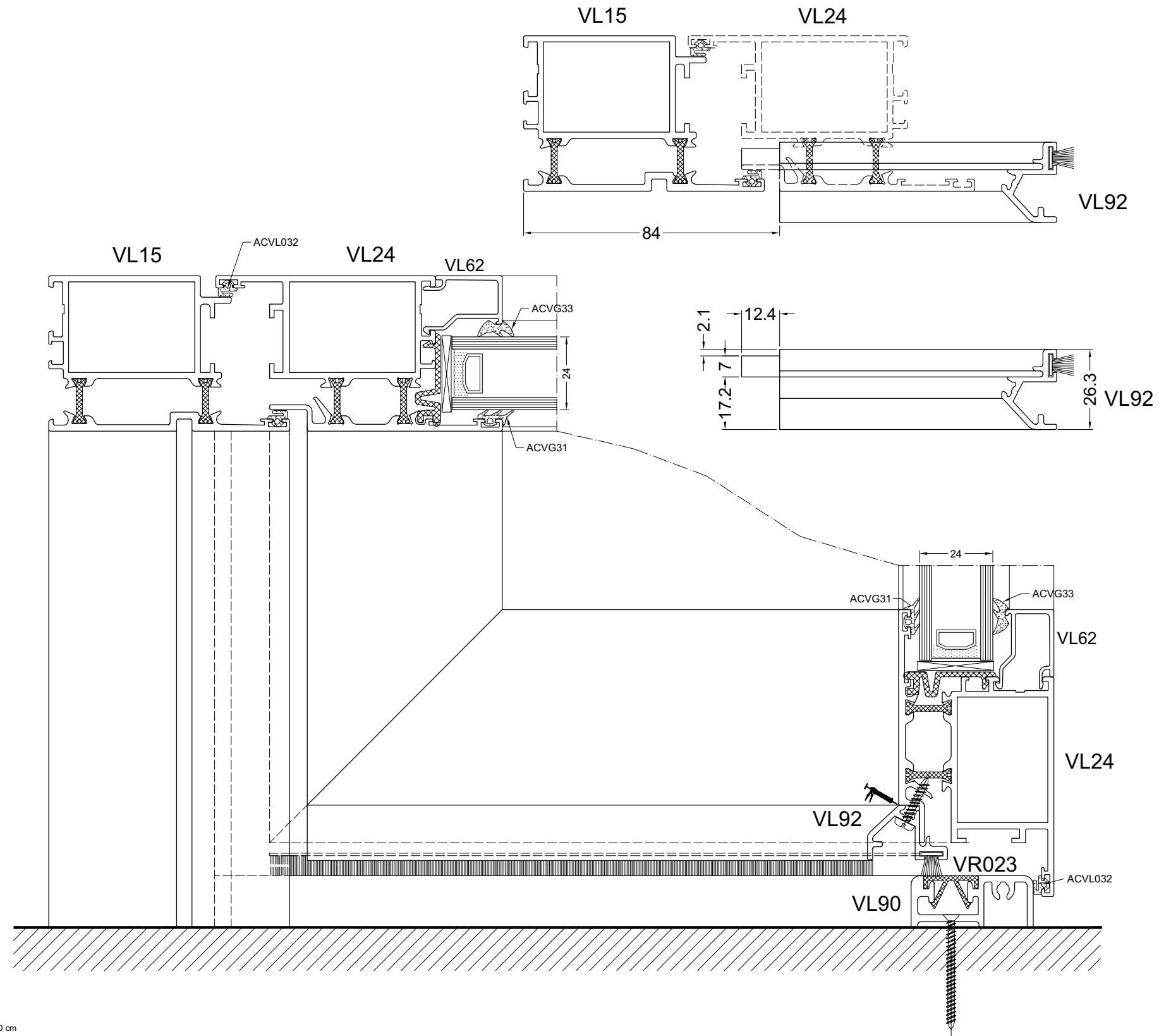
WERKTEKENINGEN - DESSINS DE CONSTRUCTION - KONSTRUKTIONZEICHNUNGEN - CONSTRUCTION DRAWINGS



werkt45

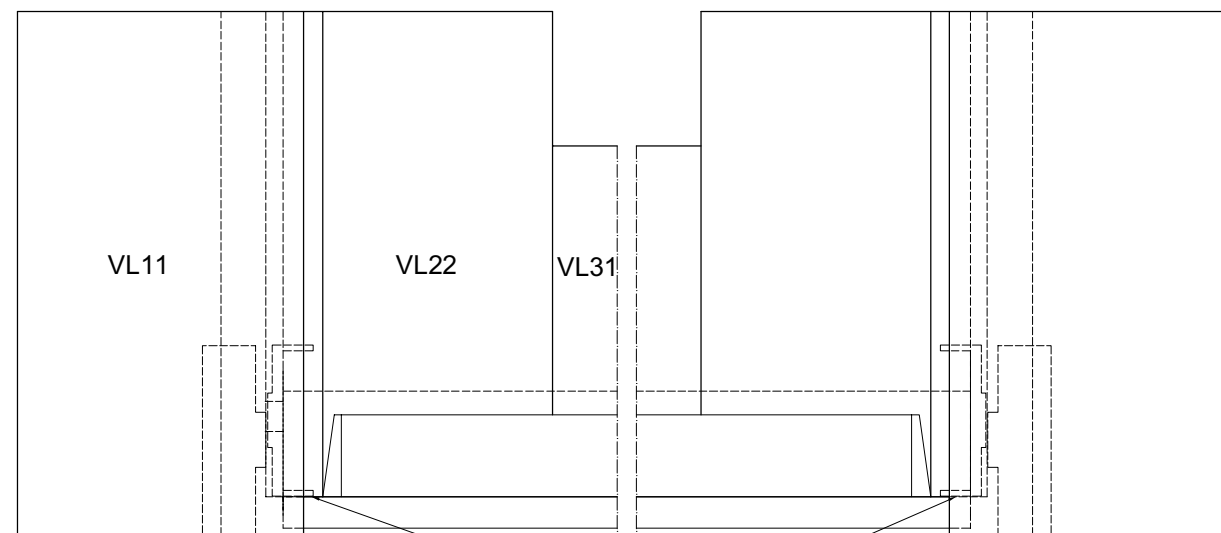
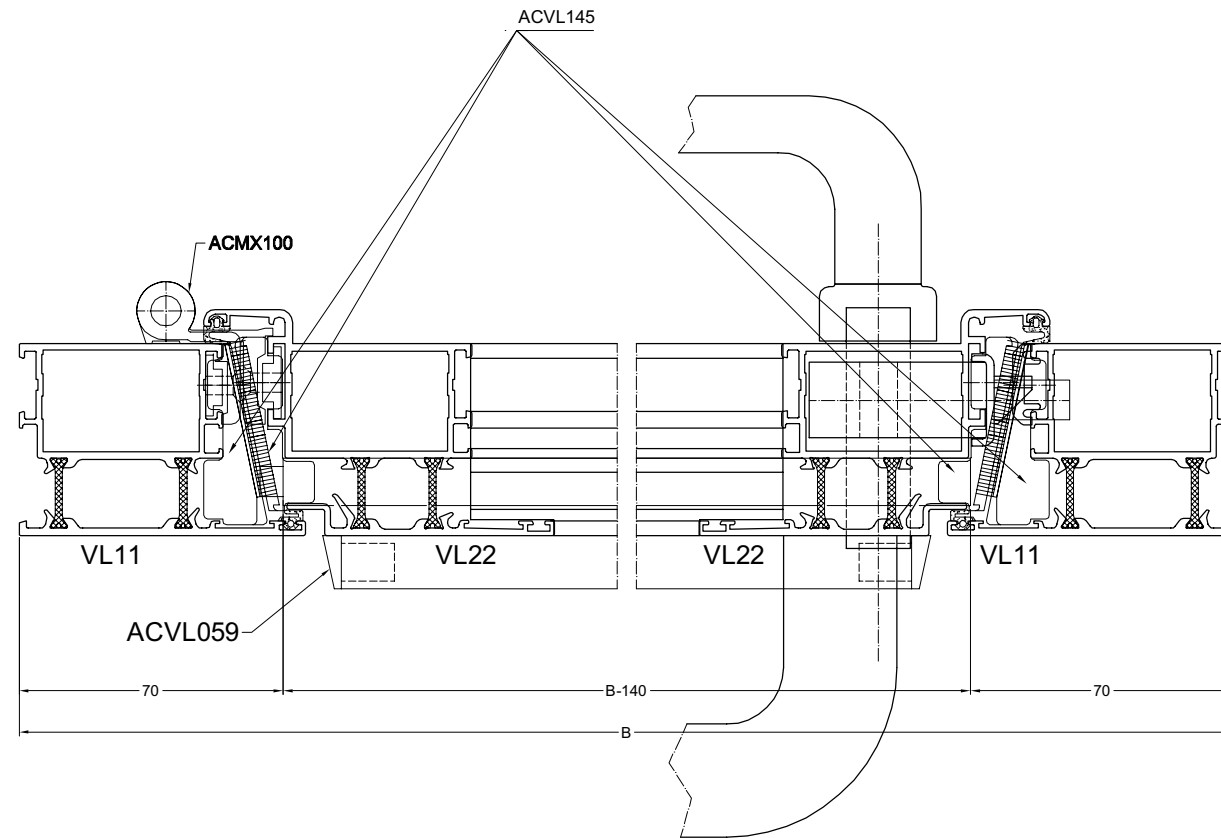
DETAIL ENKEL NAAR BINNEN DRAAIENDE DEUR MET VL92/VL90
DETAIL PORTE SIMPLE OUVRANT VERS L'INTERIEUR AVEC VL92/VL90
DETAIL EINFLUGLICH TUR NACH INNEN OFFNEND MIT VL92/VL90
DETAIL SINGLE DOOR INSIDE OPENING WITH VL92/VL90

WERKTEKENINGEN - DESSINS DE CONSTRUCTION - KONSTRUKTIONZEICHNUNGEN - CONSTRUCTION DRAWINGS

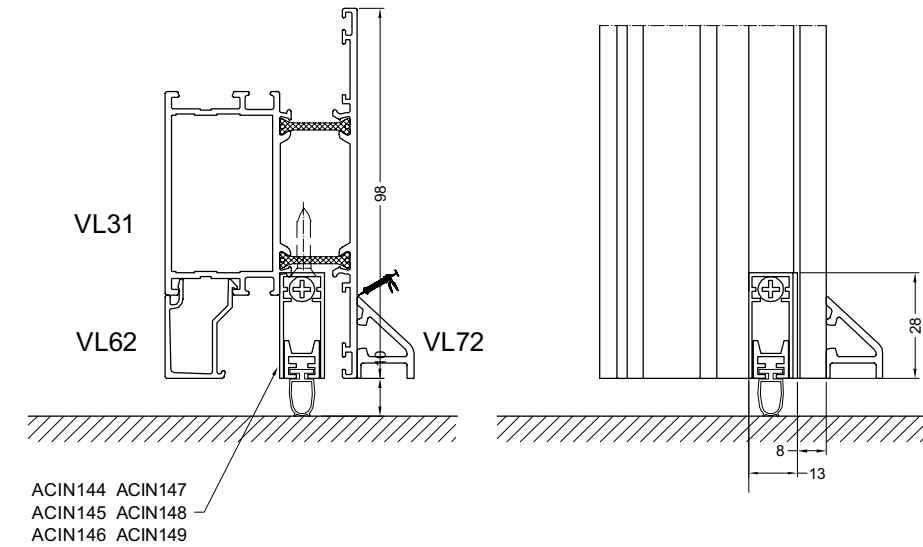
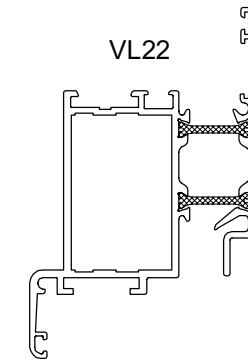
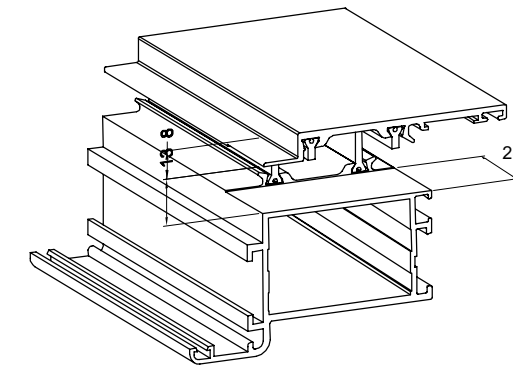


MONTAGE AUTOMATISCHE TOCHTAFSLUITER VL11/VL22
MONTAGE JOINT BAS DE PORTE AUTOMATIQUE VL11/VL22
MONTAGE AUTOMATISCHE TURDICHTUNG VL11/VL22
MONTAGE SELF OPERATING THRESHOLD VL11/VL22

WERKTEKENINGEN - DESSINS DE CONSTRUCTION - KONSTRUKTIONZEICHNUNGEN - CONSTRUCTION DRAWINGS

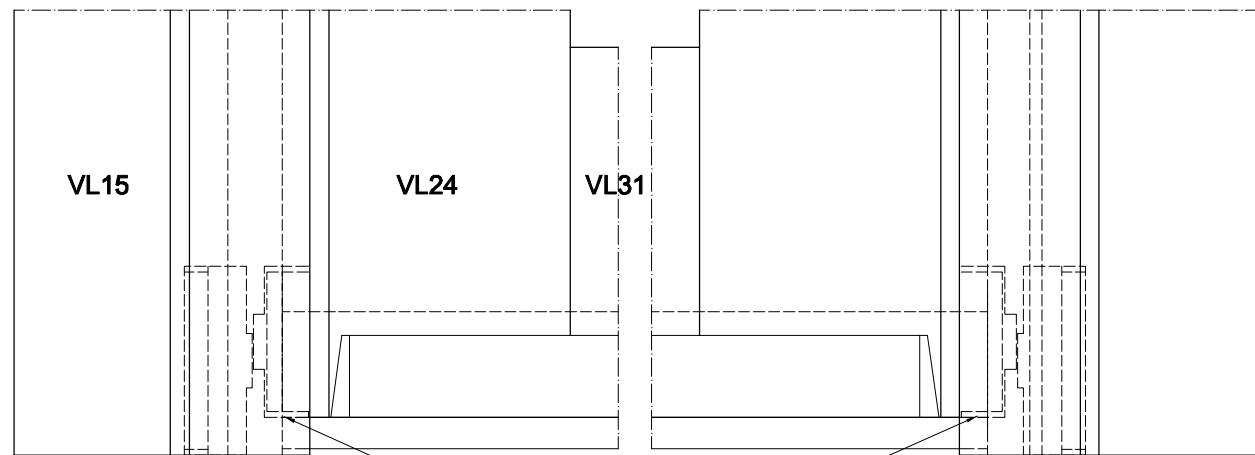
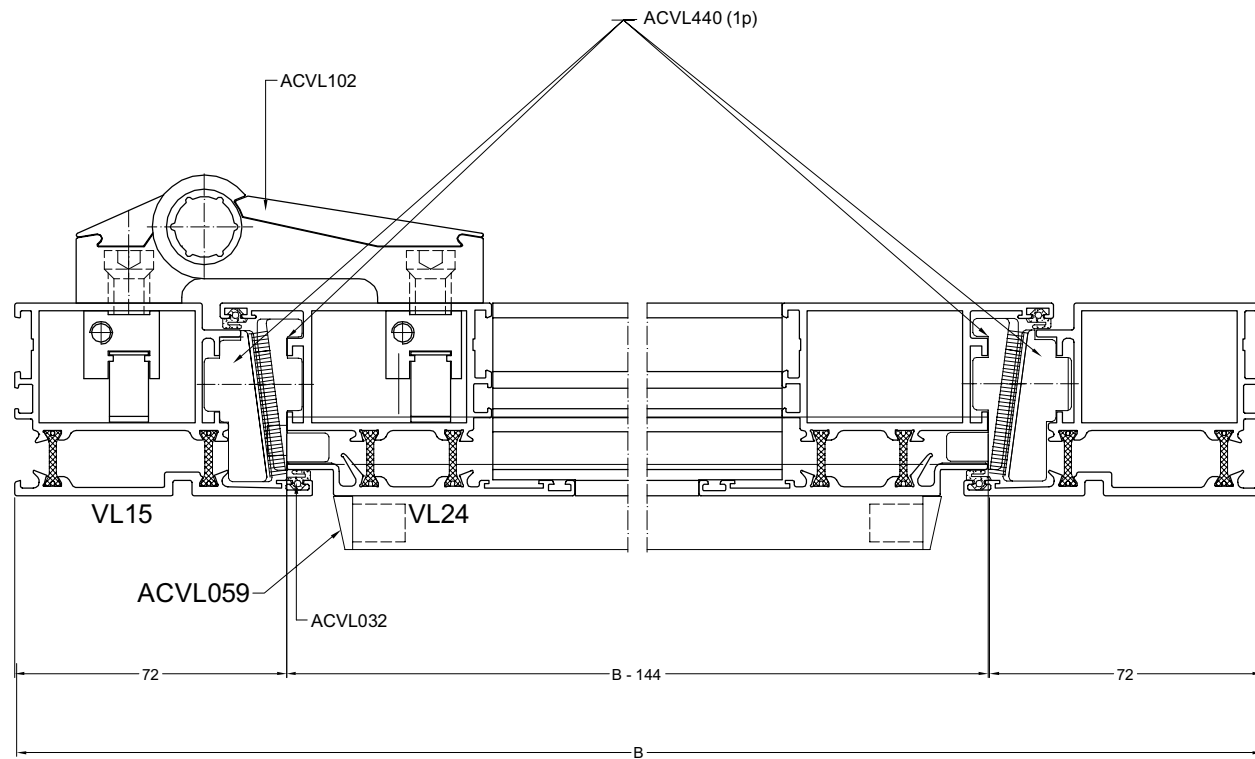


VERWIJDEREN VAN LIP ONDERAAN PVC SLUITSTUKJES
ENLEVER LEVRE FINITION INFÉRIEURE PVC
ABLEGEN LIPPE INNEN FERTIGSTELLUNG PVC
REMOVING LIP INTERIOR FINITION PVC

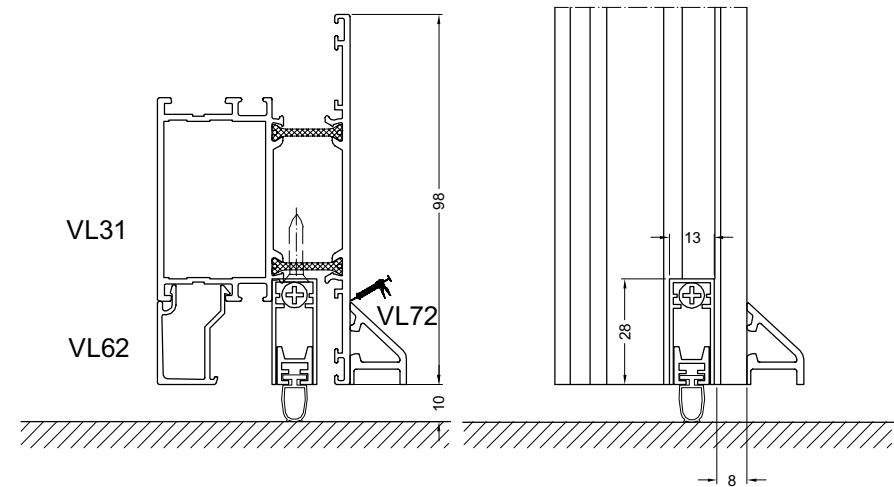
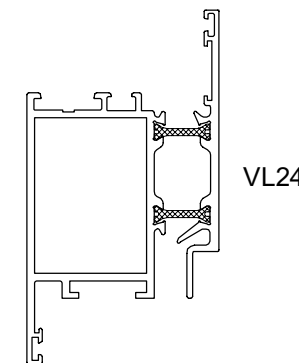
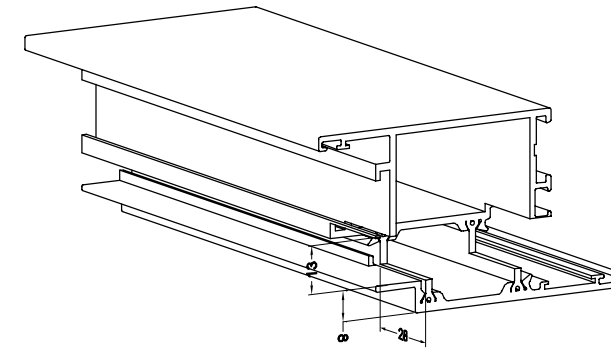


MONTAGE AUTOMATISCHE TOCHTAFSLUITER VL15/VL24
 MONTAGE JOINT BAS DE PORTE AUTOMATIQUE VL15/VL24
 MONTAGE AUTOMATISCHE TURDICHTUNG VL15/VL24
 MONTAGE SELF OPERATING THRESHOLD VL15/VL24

WERKTEKENINGEN - DESSINS DE CONSTRUCTION - KONSTRUKTIONZEICHNUNGEN - CONSTRUCTION DRAWINGS

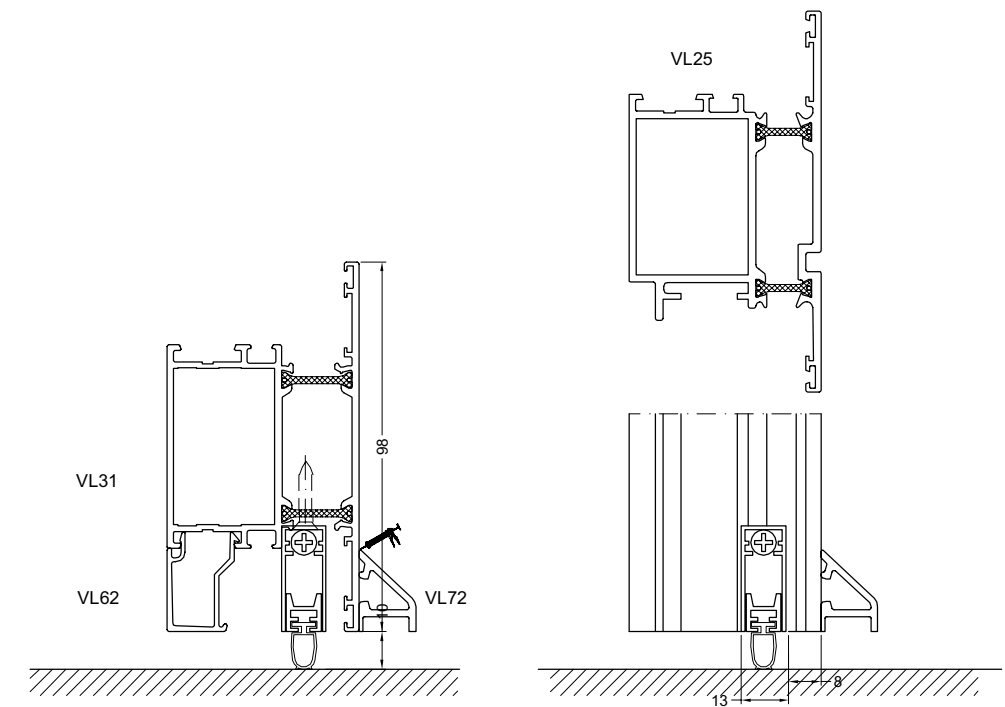
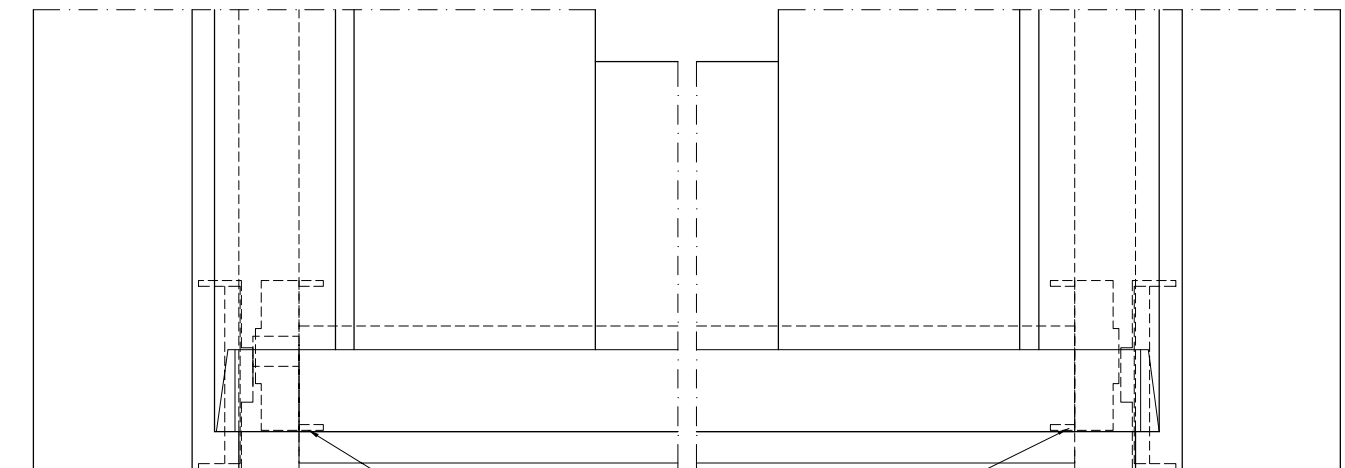
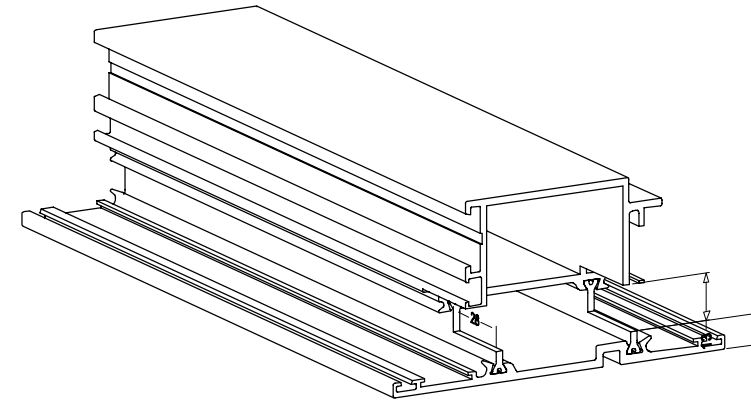
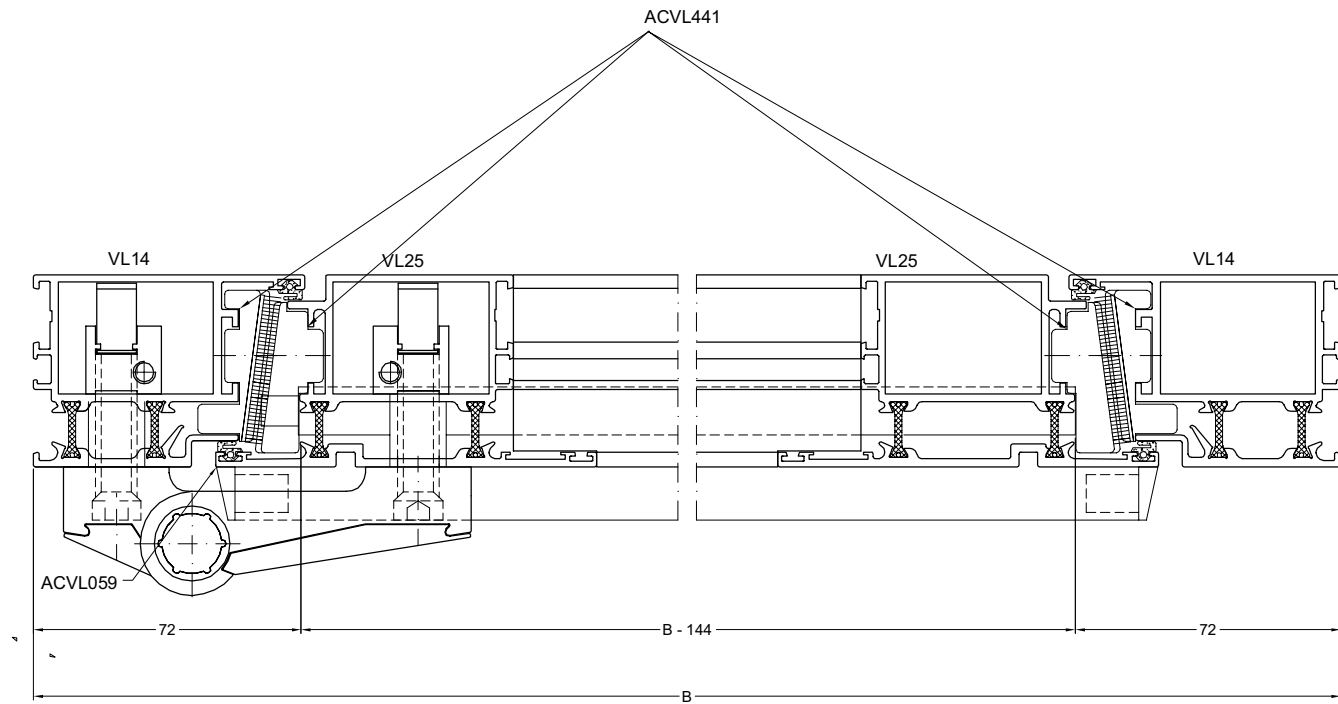


VERWIJDEREN VAN LIP ONDERAAN PVC SLUITSTUKJES
 ENLEVER LEVRE FINITION INFERIEURE PVC
 ABLEGEN LIPPE INNEN FERTIGSTELLUNG PVC
 REMOVING LIP INTERIOR FINITION PVC



MONTAGE AUTOMATISCHE TOCHTAFSLUITER VL14/VL25
MONTAGE JOINT BAS DE PORTE AUTOMATIQUE VL14/VL25
MONTAGE AUTOMATISCHE TURDICHTUNG VL14/VL25
MONTAGE SELF OPERATING THRESHOLD VL14/VL25

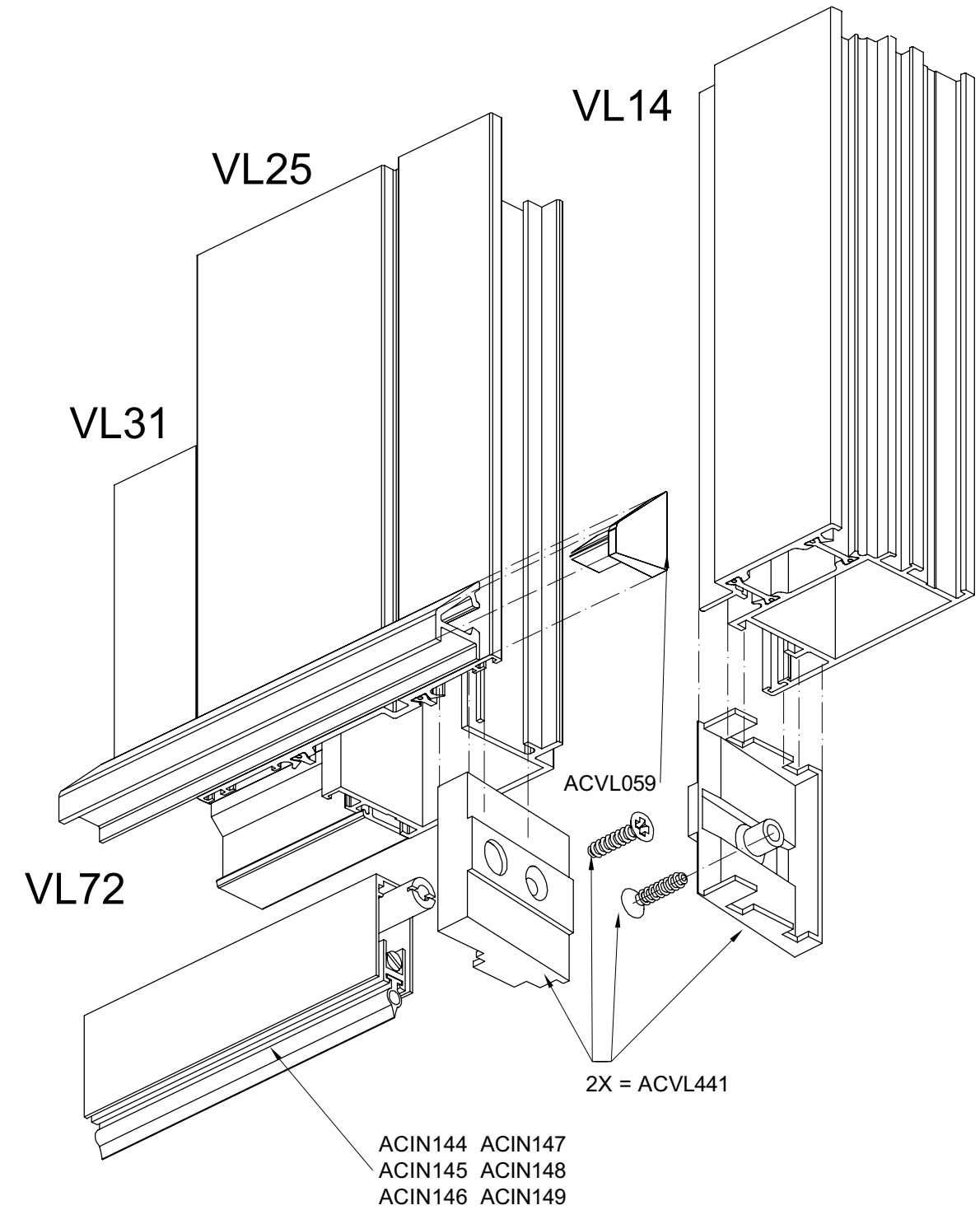
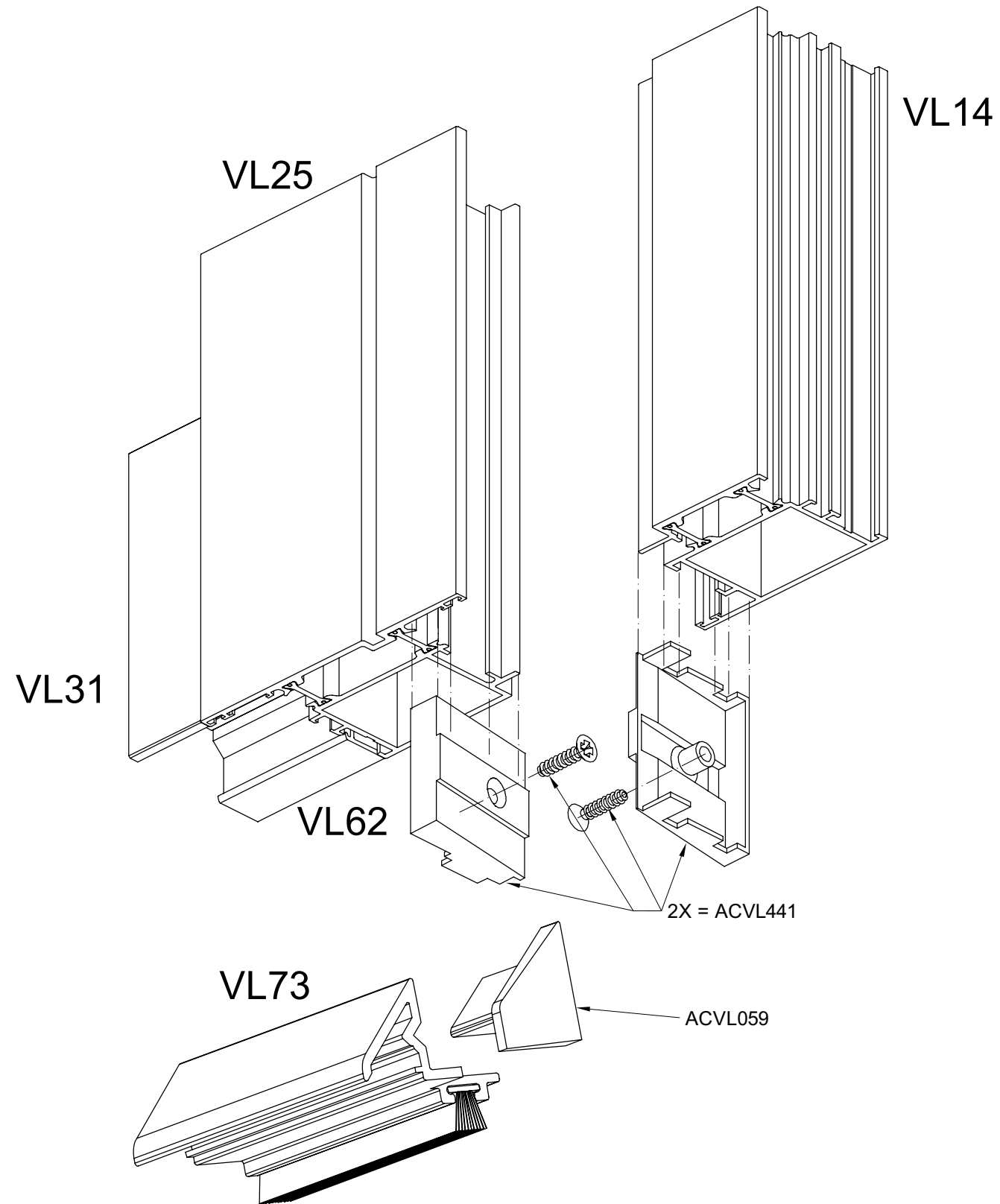
WERKTEKENINGEN - DESSINS DE CONSTRUCTION - KONSTRUKTIONZEICHNUNGEN - CONSTRUCTION DRAWINGS



VERWIJDEREN VAN LIP ONDERAAN PVC SLUITSTUKJES
ENLEVER LEVRE FINITION INFÉRIEURE PVC
ABLEGEN LIPPE INNEN FERTIGSTELLUNG PVC
REMOVING LIP INTERIOR FINITION PVC

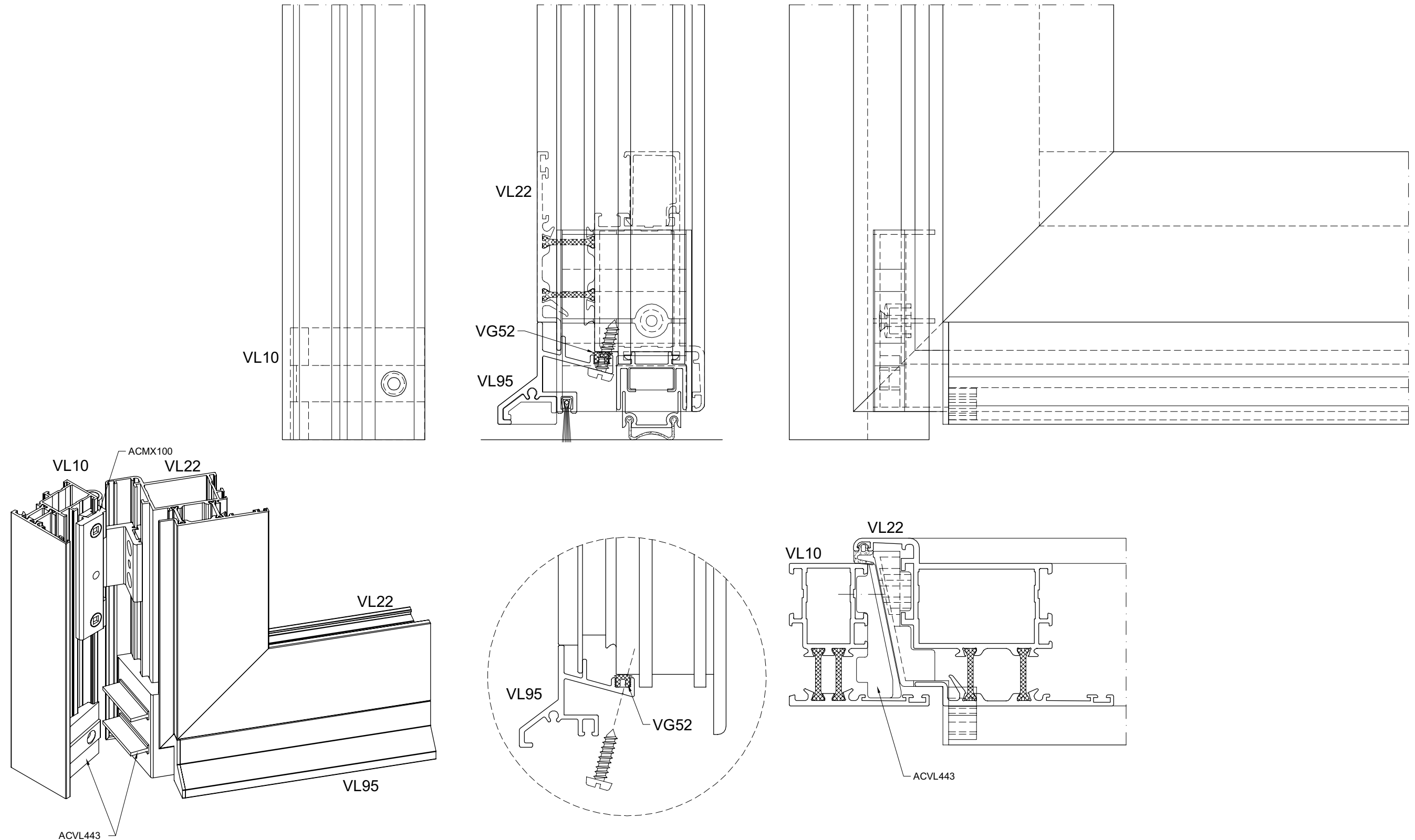
MONTAGE ACVL441 VL25-VL14
MONTAGE ACVL441 VL25-VL14
MONTAGE ACVL441 VL25-VL14
MONTAGE ACVL441 VL25-VL14

WERKTEKENINGEN - DESSINS DE CONSTRUCTION - KONSTRUKTIONZEICHNUNGEN - CONSTRUCTION DRAWINGS



MONTAGE ACVL443 IN VL22-VL10
MONTAGE ACVL443 DANS VL22-VL10
MONTAGE ACVL443 IN VL22-VL10
MONTAGE ACVL443 IN VL22-VL10

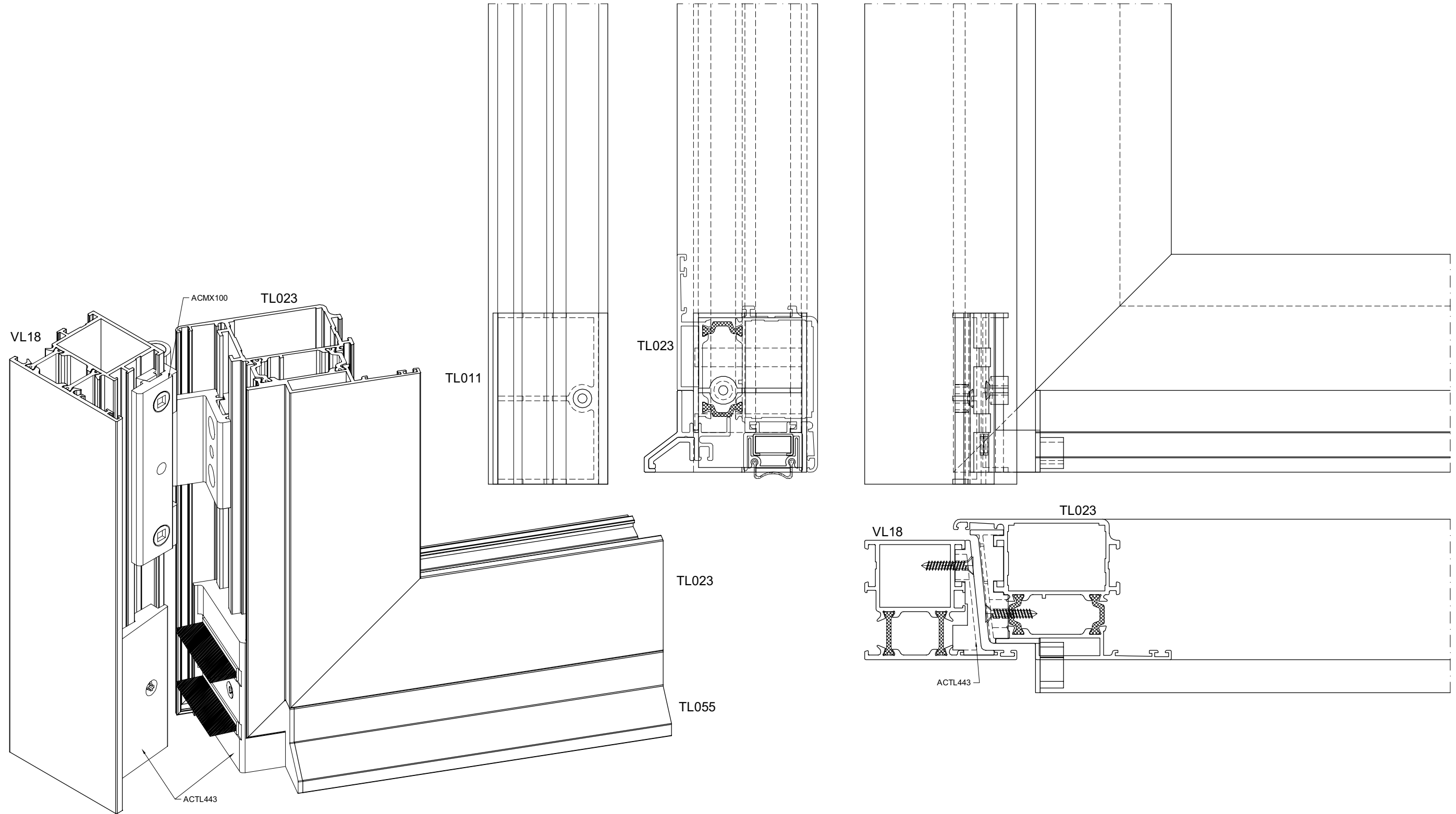
WERKTEKENINGEN - DESSINS DE CONSTRUCTION - KONSTRUKTIONZEICHNUNGEN - CONSTRUCTION DRAWINGS



acvl443

MONTAGE ACTL443
MONTAGE ACTL443
MONTAGE ACTL443
MONTAGE ACTL443

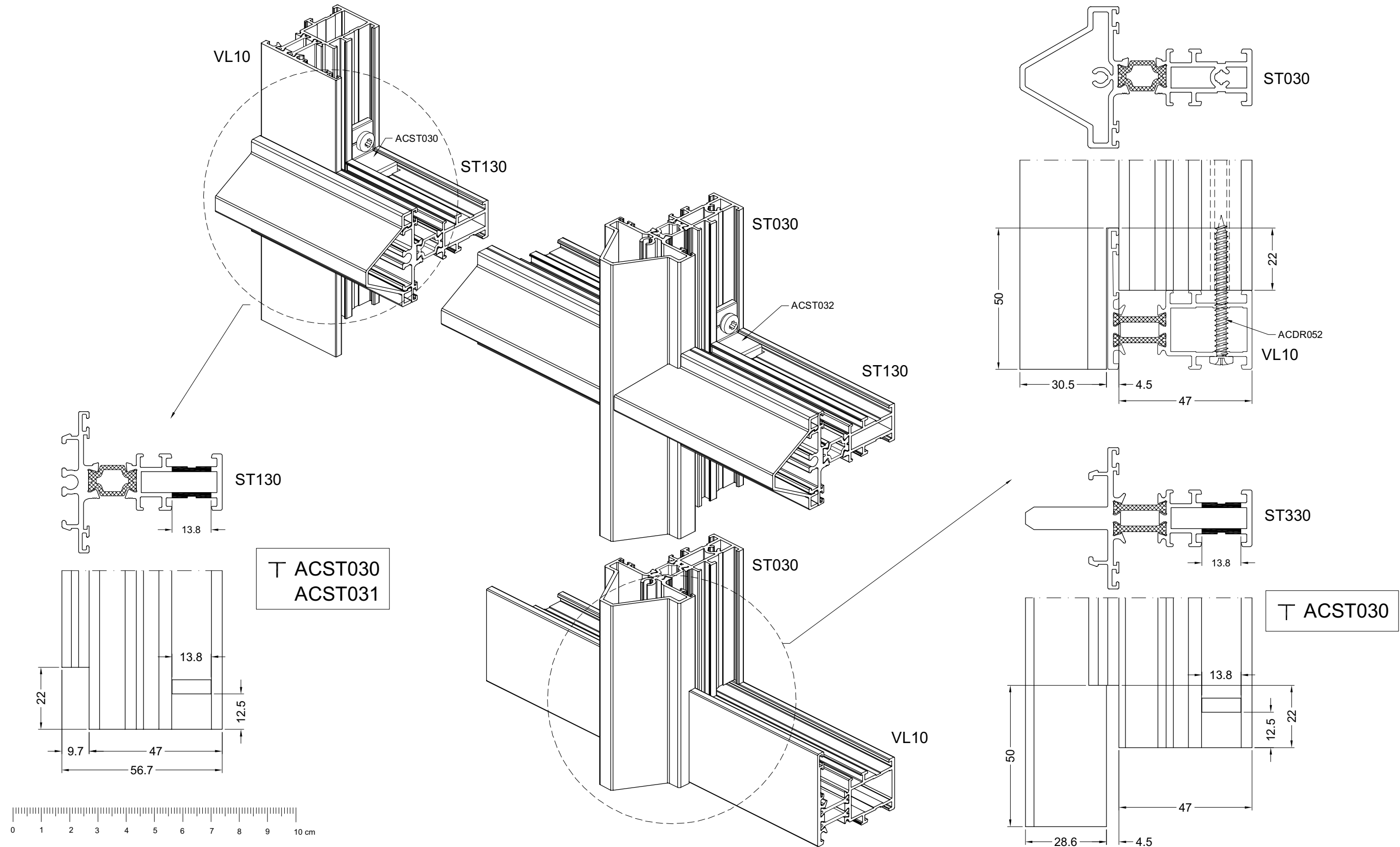
WERKTEKENINGEN - DESSINS DE CONSTRUCTION - KONSTRUKTIONZEICHNUNGEN - CONSTRUCTION DRAWINGS



mac1443

MONTAGE VL10 MET ST-PROFIELEN
MONTAGE VL10 AVEC PROFILS ST
MONTAGE VL10 MIT ST PROFILE
MONTAGE VL10 WITH ST PROFILES

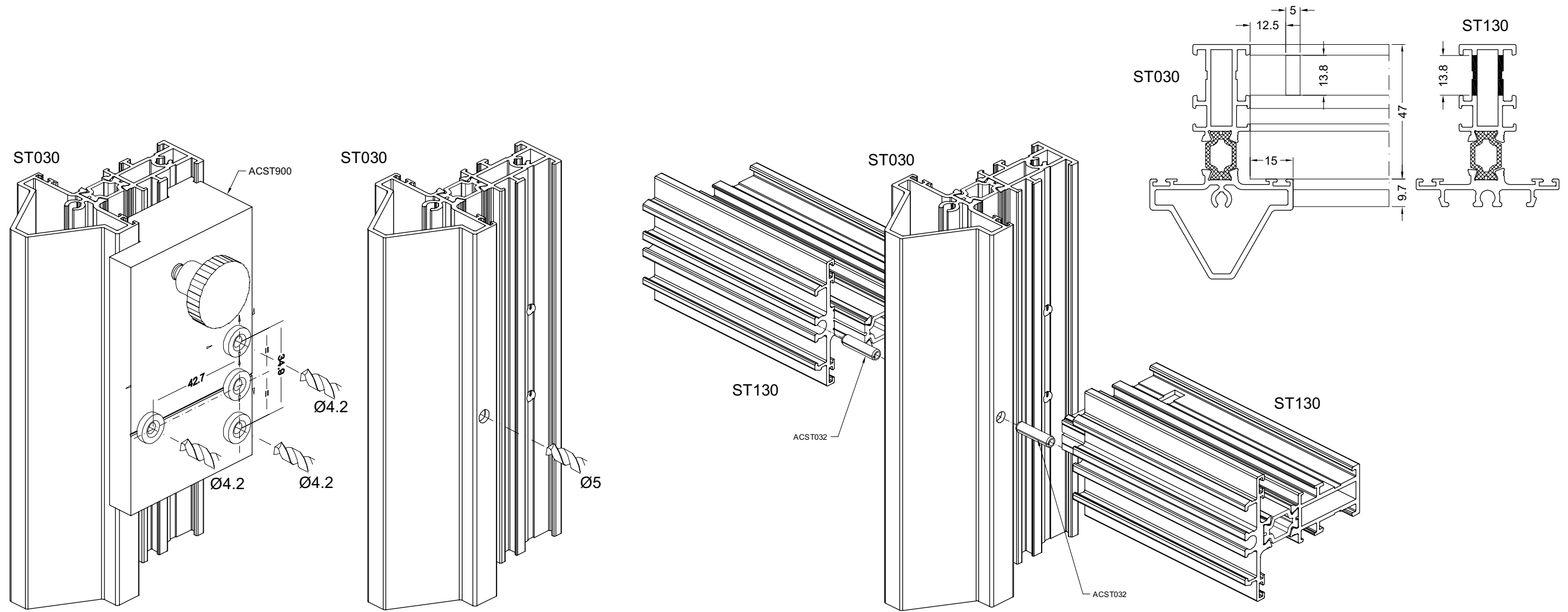
WERKTEKENINGEN - DESSINS DE CONSTRUCTION - KONSTRUKTIONZEICHNUNGEN - CONSTRUCTION DRAWINGS



ST1

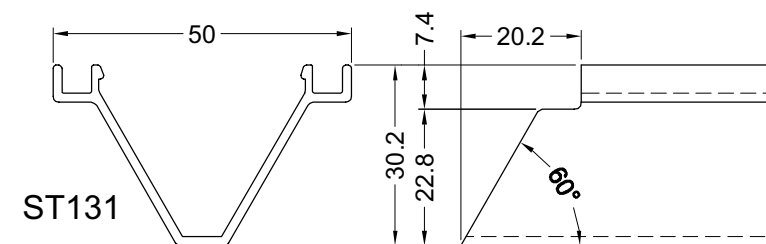
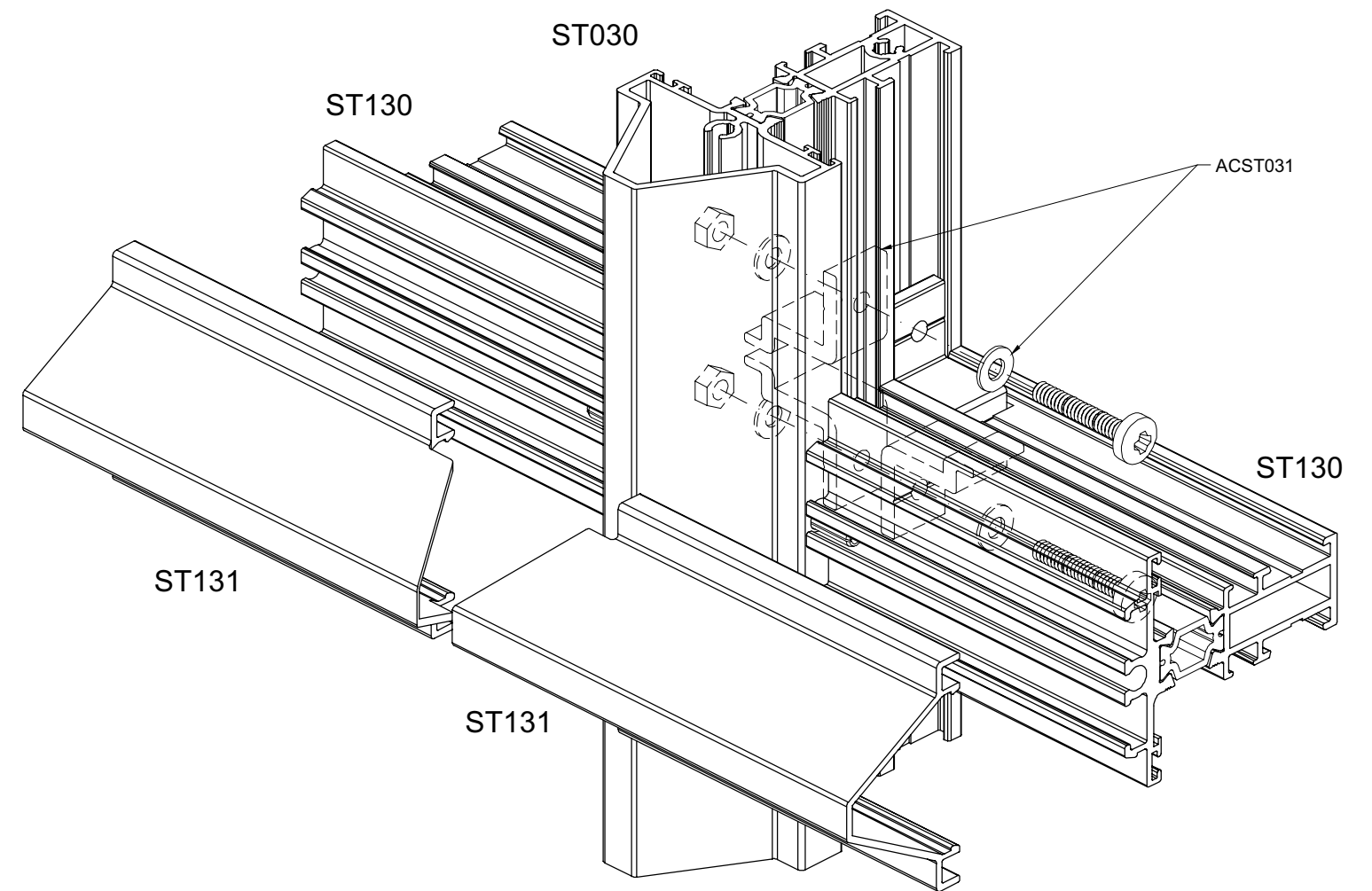
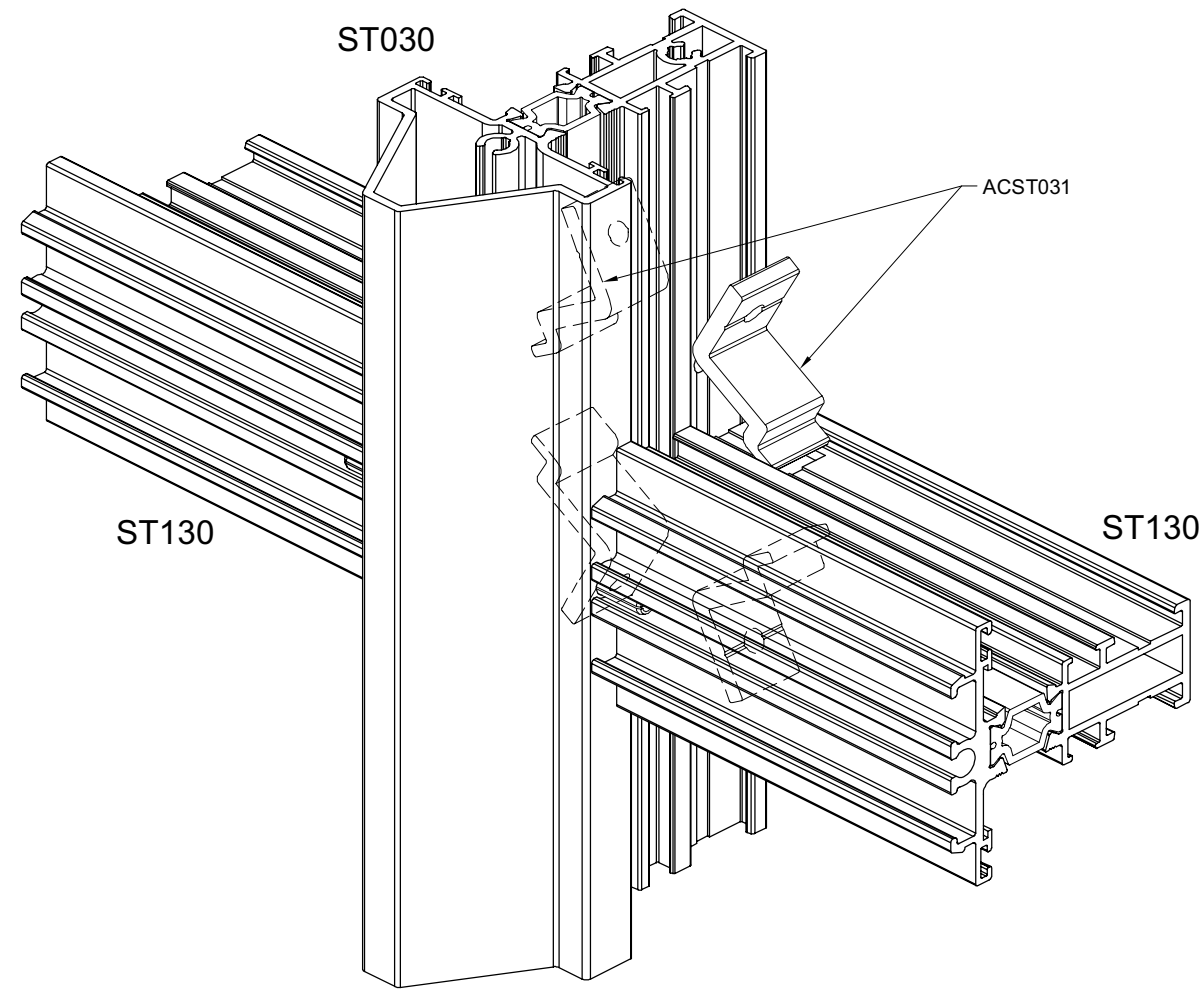
MONTAGE ACST031-ACST032
MONTAGE ACST031-ACST032
MONTAGE ACST031-ACST032
MONTAGE ACST031-ACST032

WERKTEKENINGEN - DESSINS DE CONSTRUCTION - KONSTRUKTIONZEICHNUNGEN - CONSTRUCTION DRAWINGS



MONTAGE ACST031-ACST032
MONTAGE ACST031-ACST032
MONTAGE ACST031-ACST032
MONTAGE ACST031-ACST032

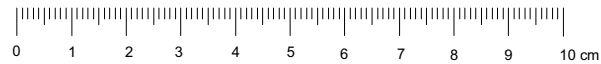
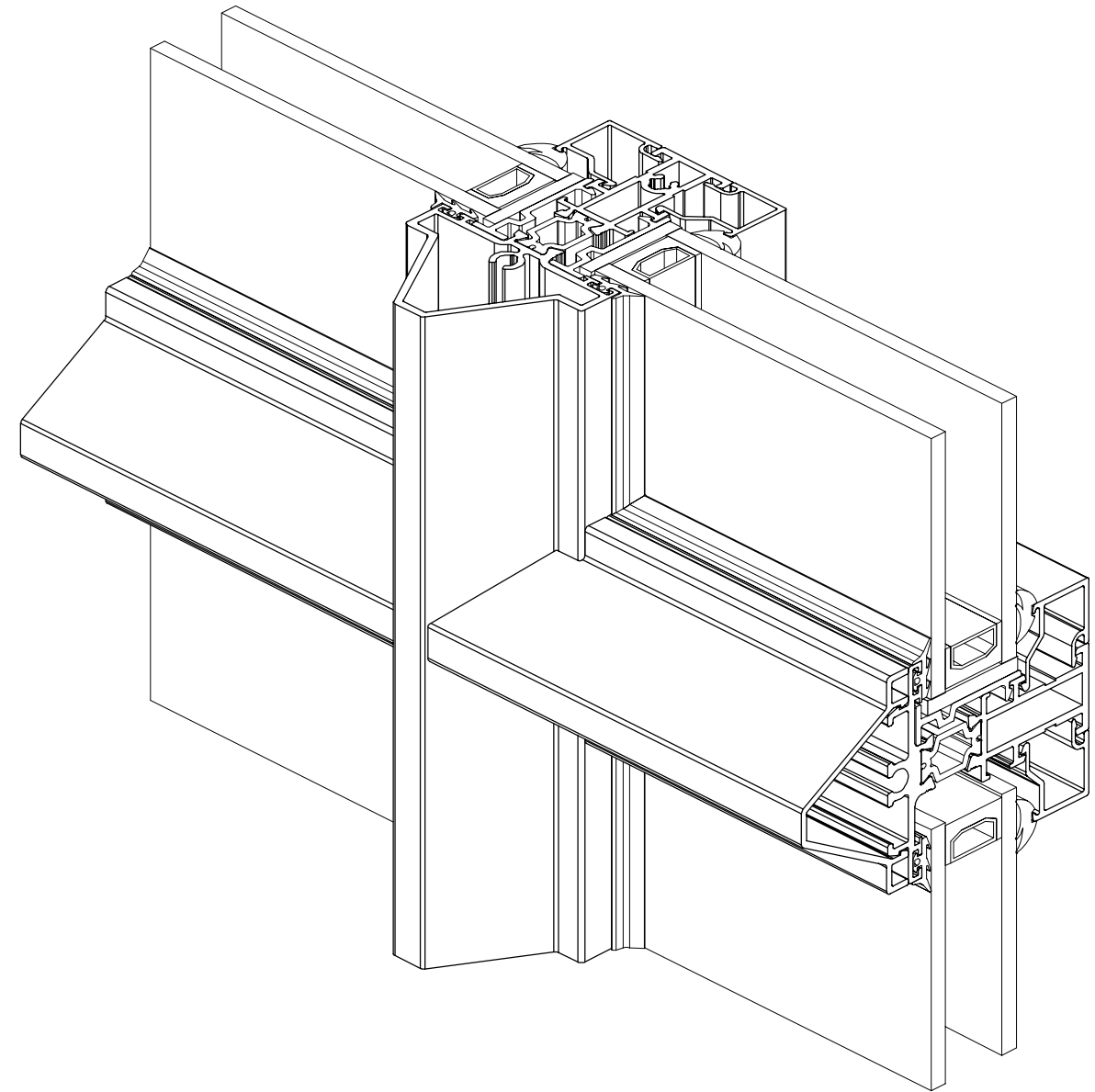
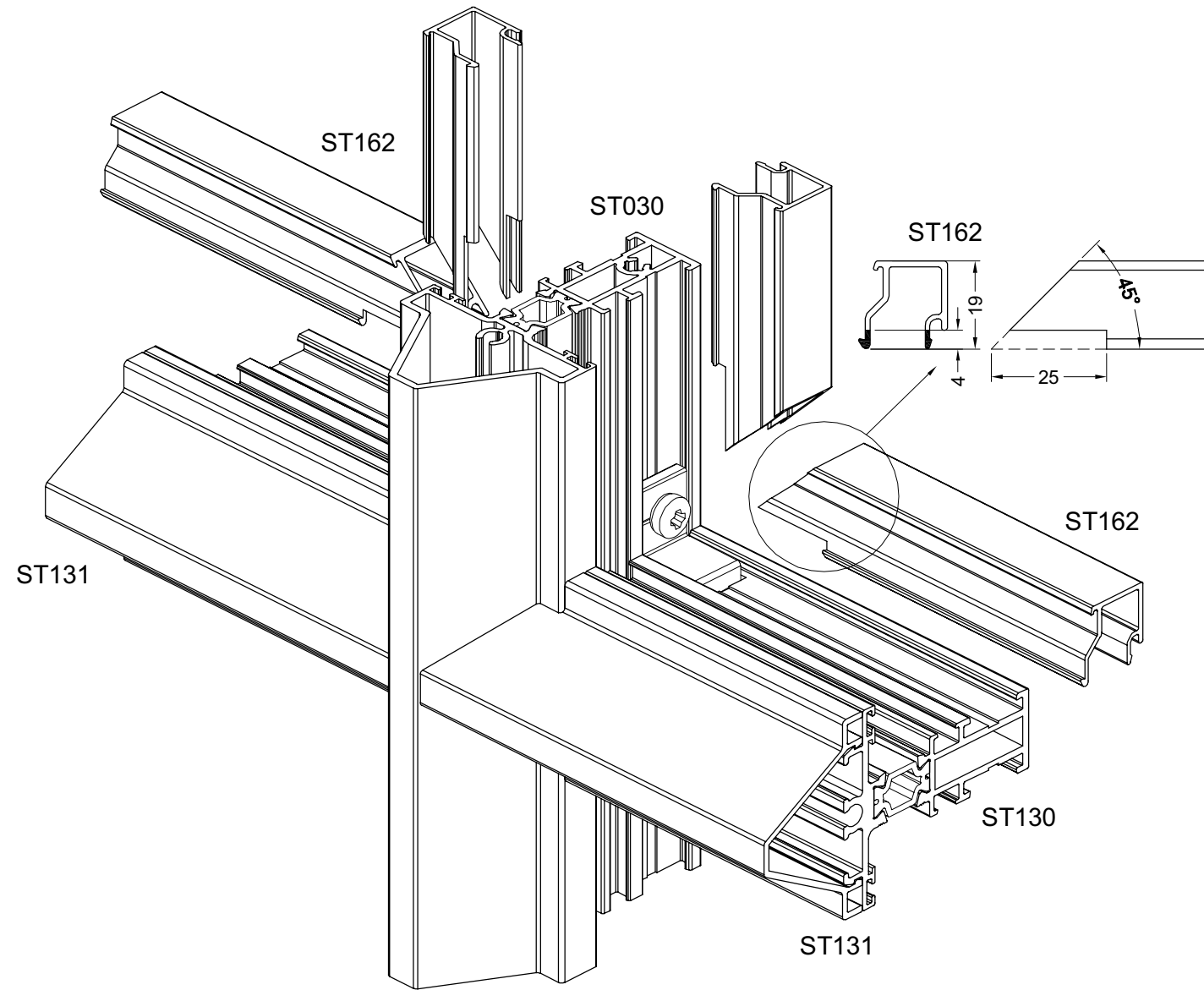
WERKTEKENINGEN - DESSINS DE CONSTRUCTION - KONSTRUKTIONZEICHNUNGEN - CONSTRUCTION DRAWINGS



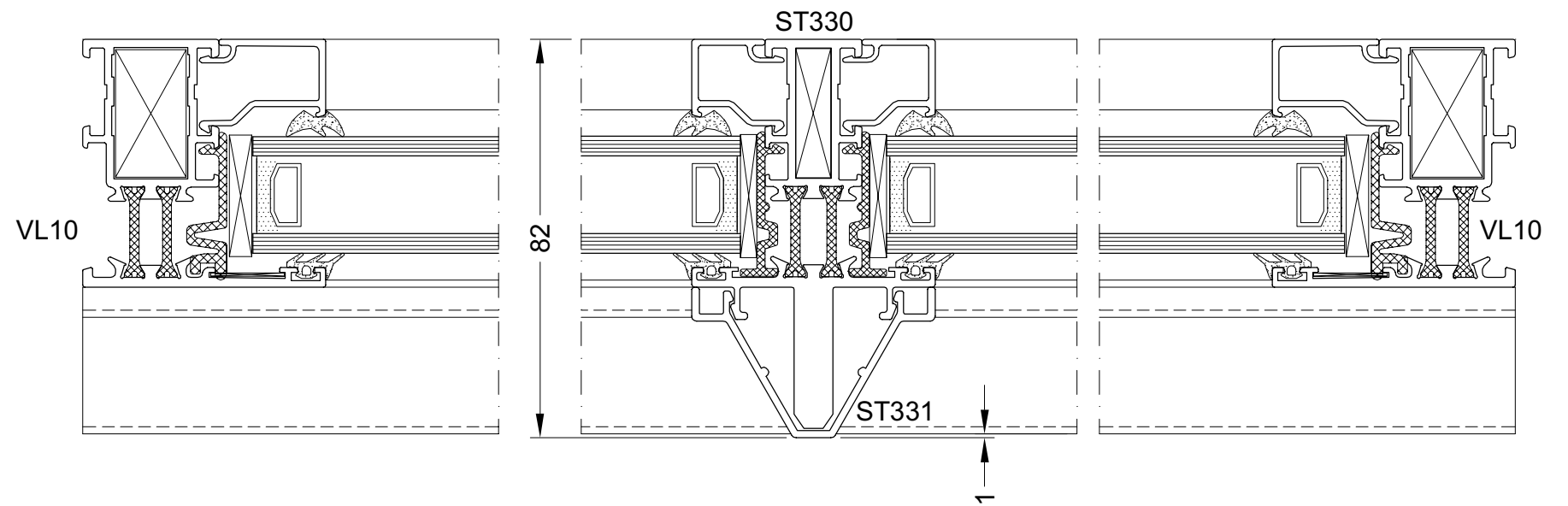
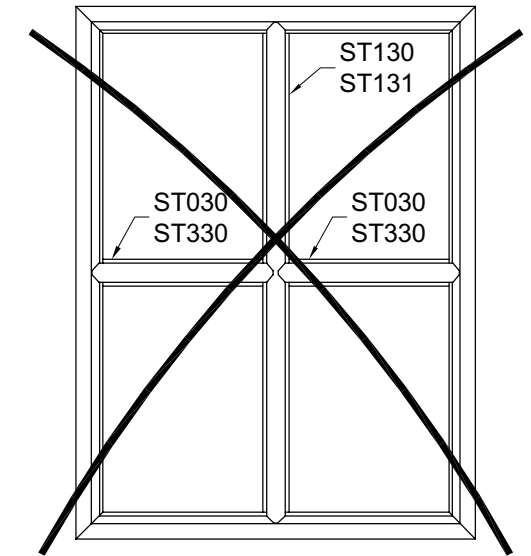
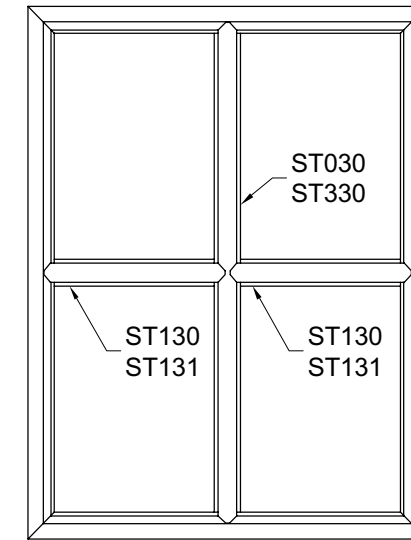
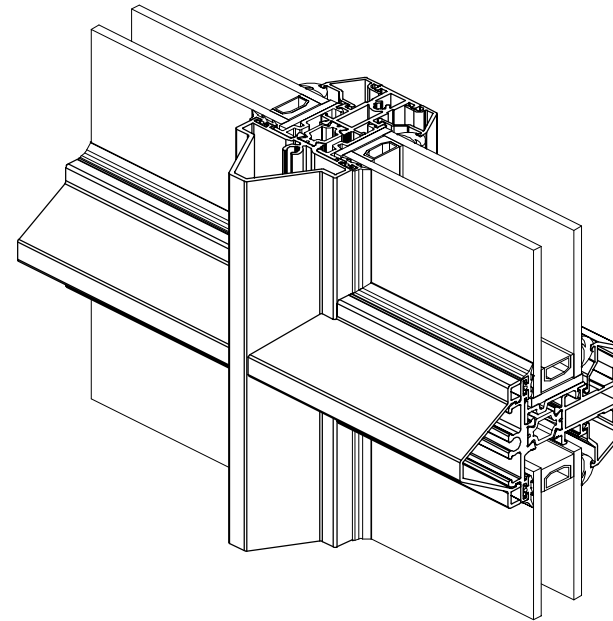
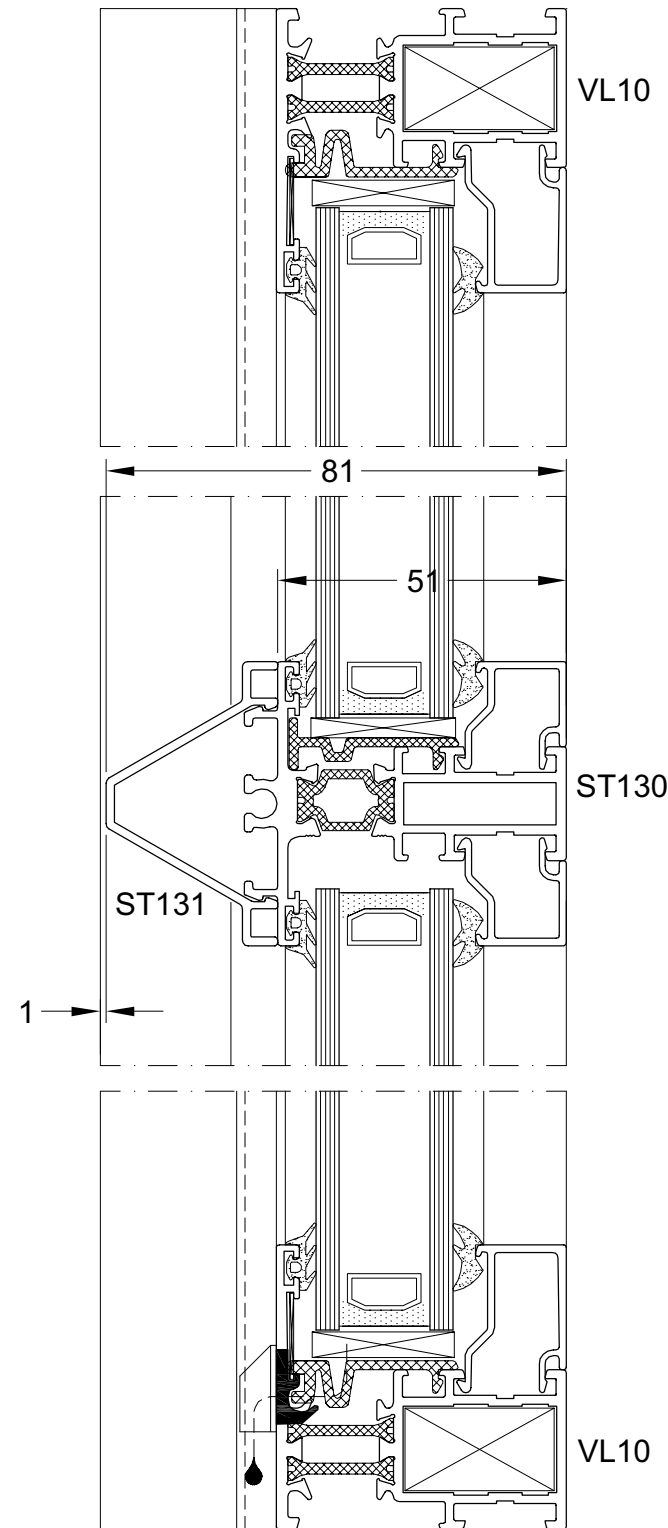
st3

MONTAGE ACST031-ACST032
MONTAGE ACST031-ACST032
MONTAGE ACST031-ACST032
MONTAGE ACST031-ACST032

WERKTEKENINGEN - DESSINS DE CONSTRUCTION - KONSTRUKTIONZEICHNUNGEN - CONSTRUCTION DRAWINGS



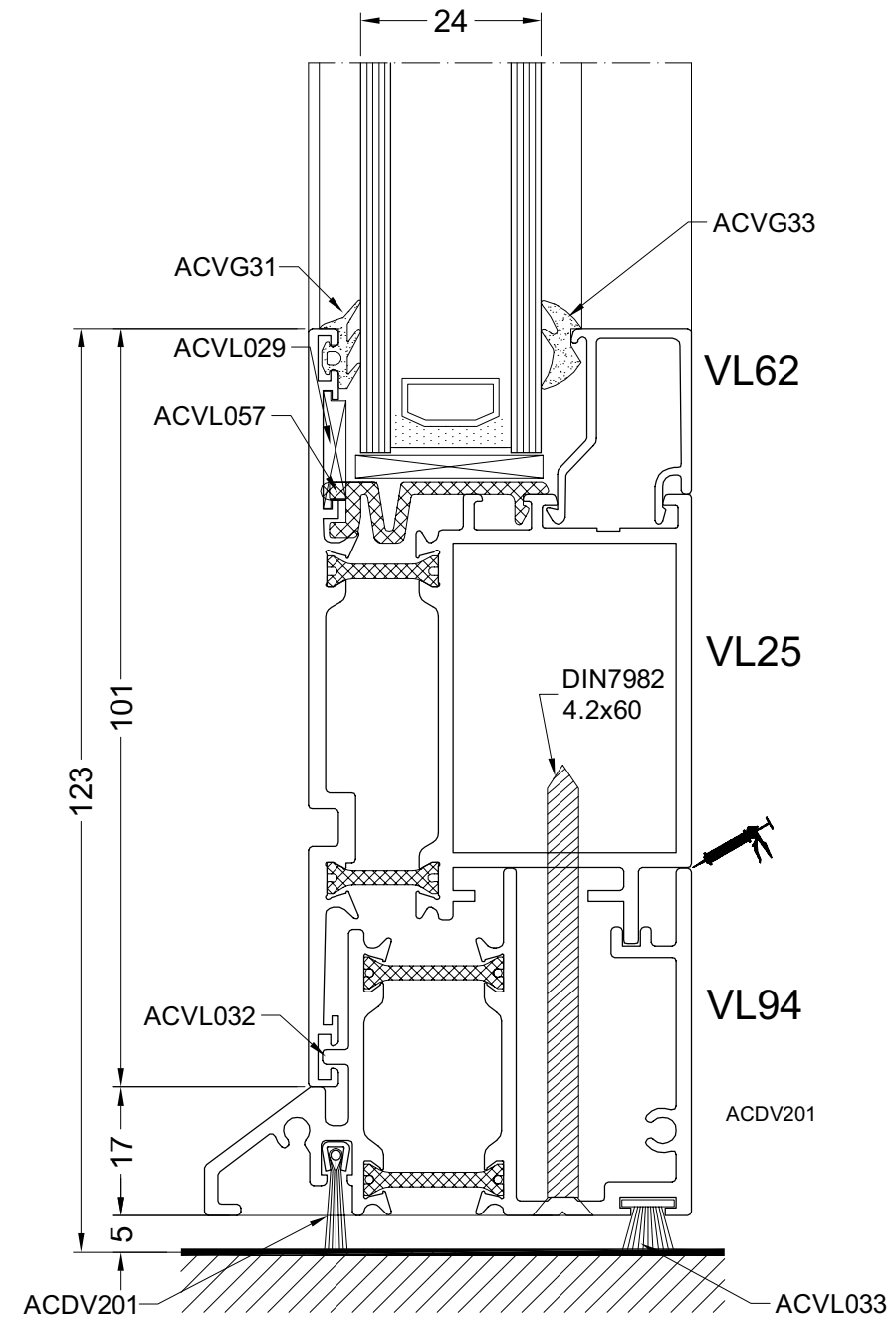
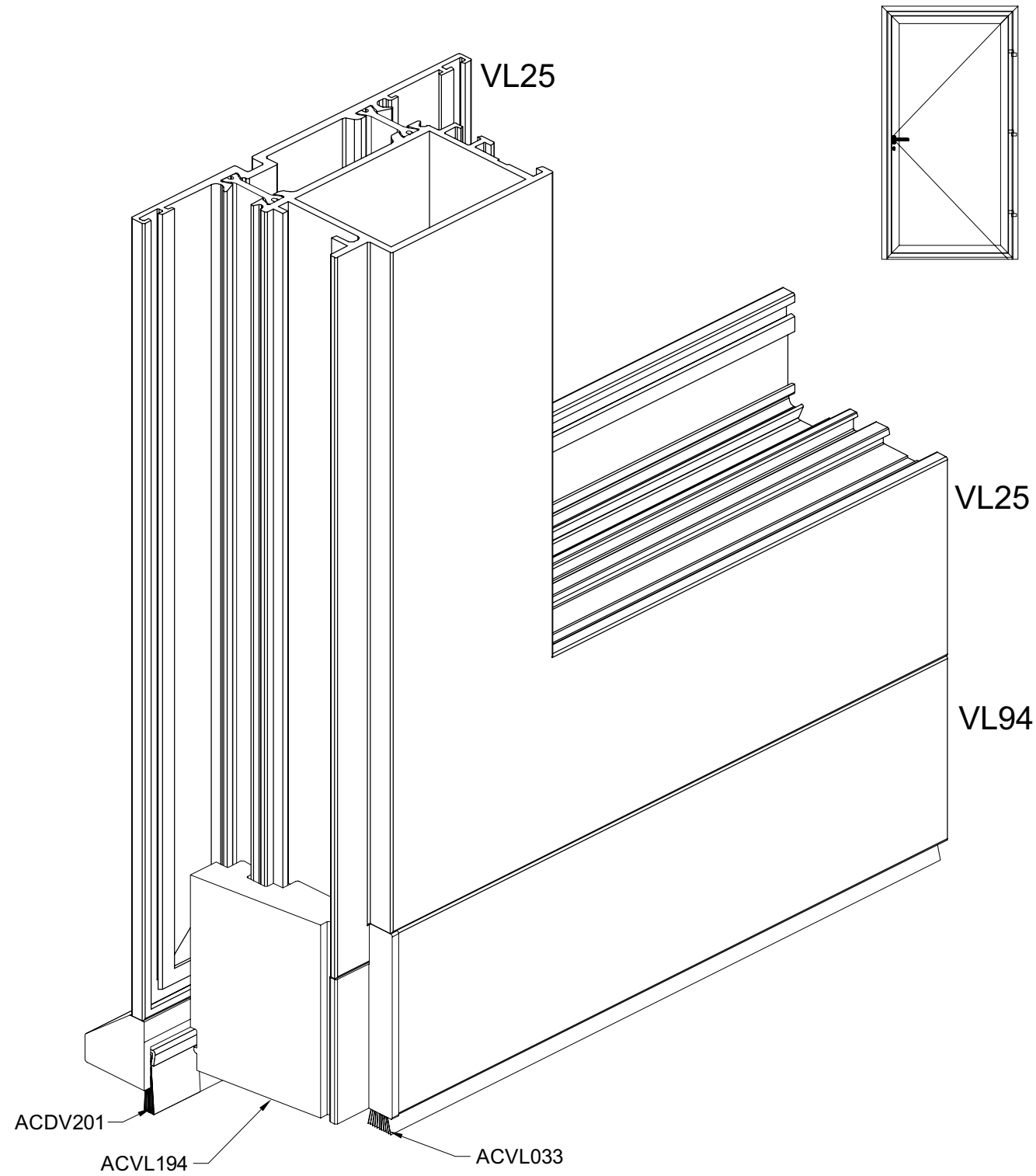
st4



st5

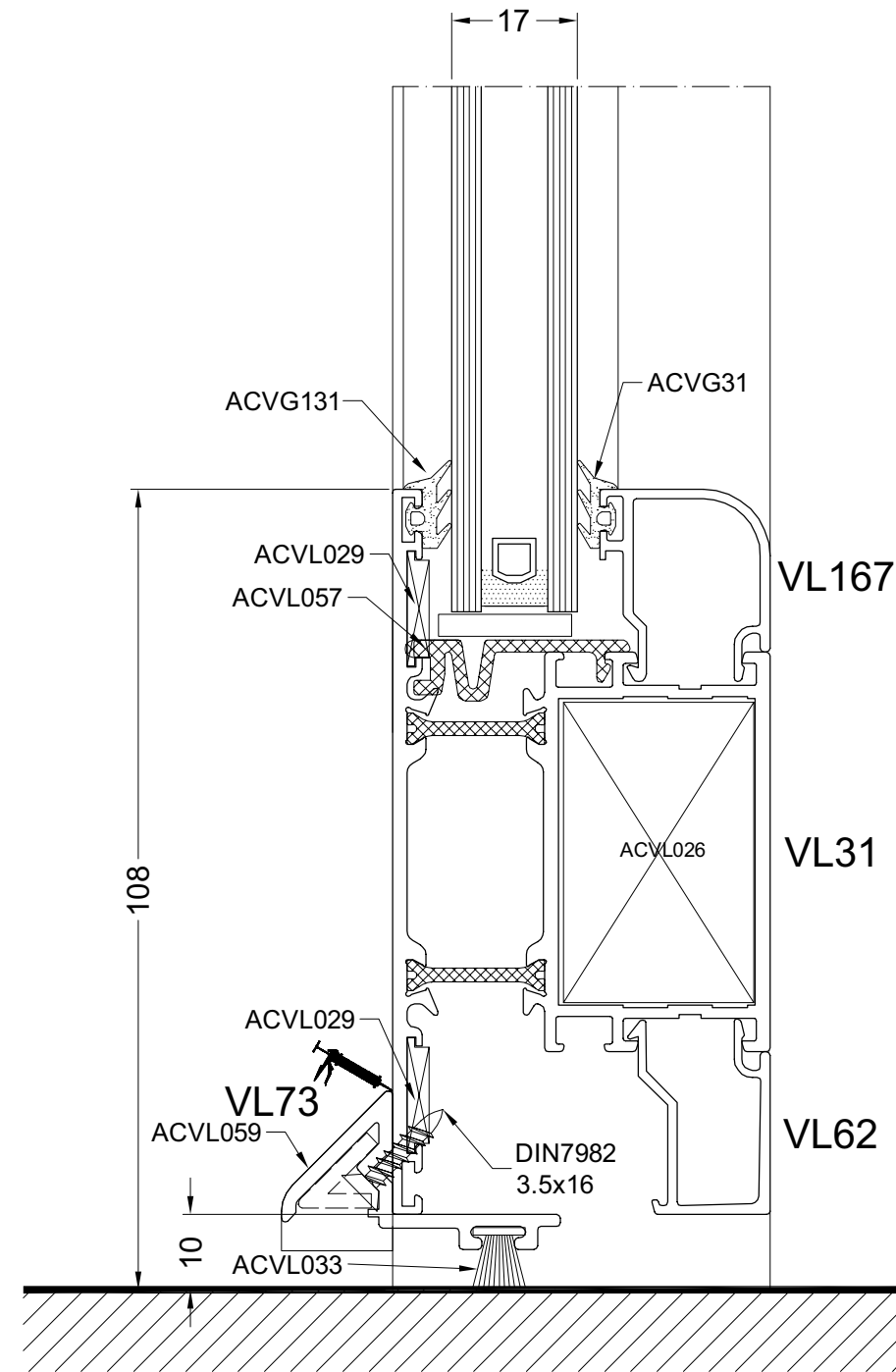
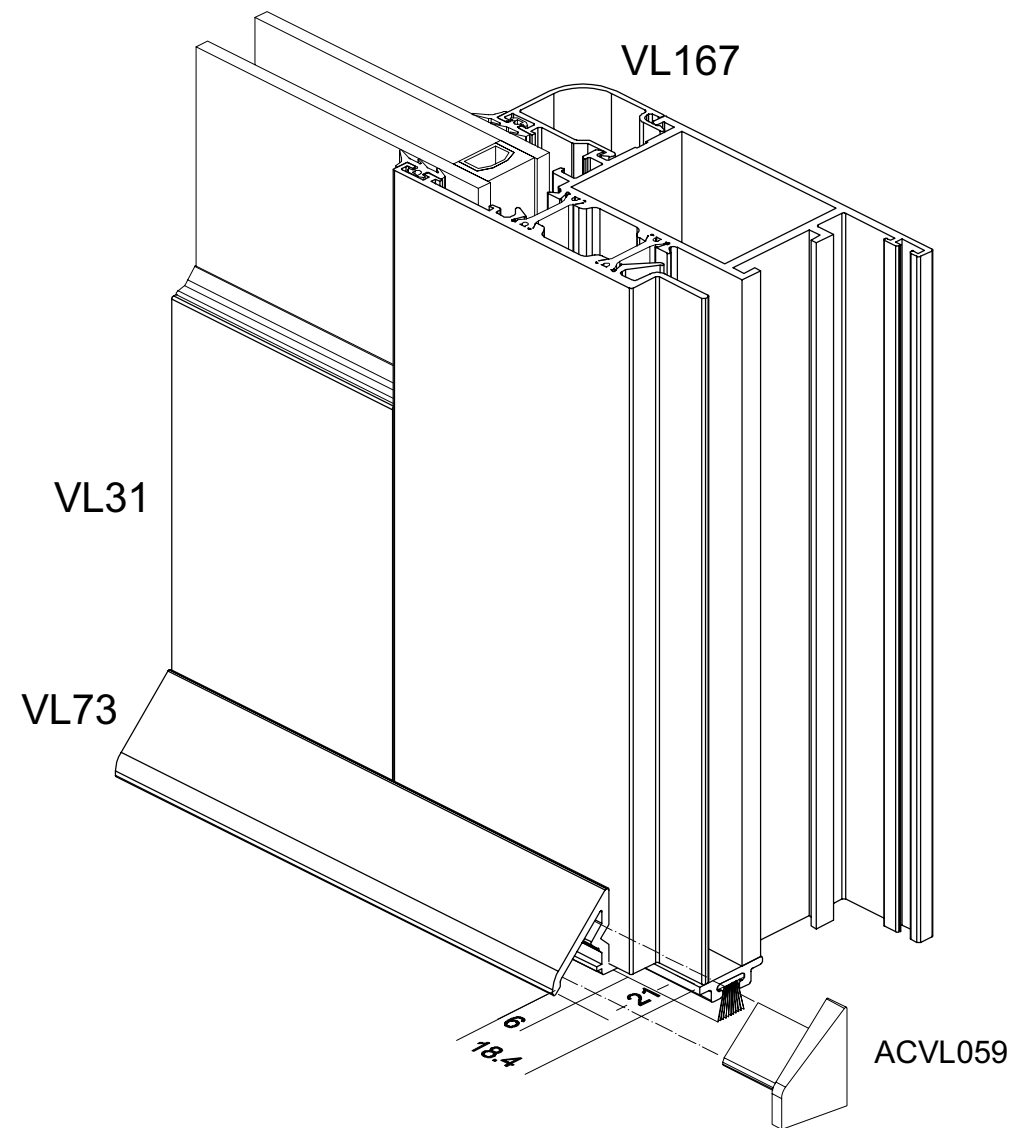
MONTAGE VL94 + ACVL194
MONTAGE VL94 + ACVL194
MONTAGE VL94 + ACVL194
MONTAGE VL94 + ACVL194

WERKTEKENINGEN - DESSINS DE CONSTRUCTION - KONSTRUKTIONZEICHNUNGEN - CONSTRUCTION DRAWINGS



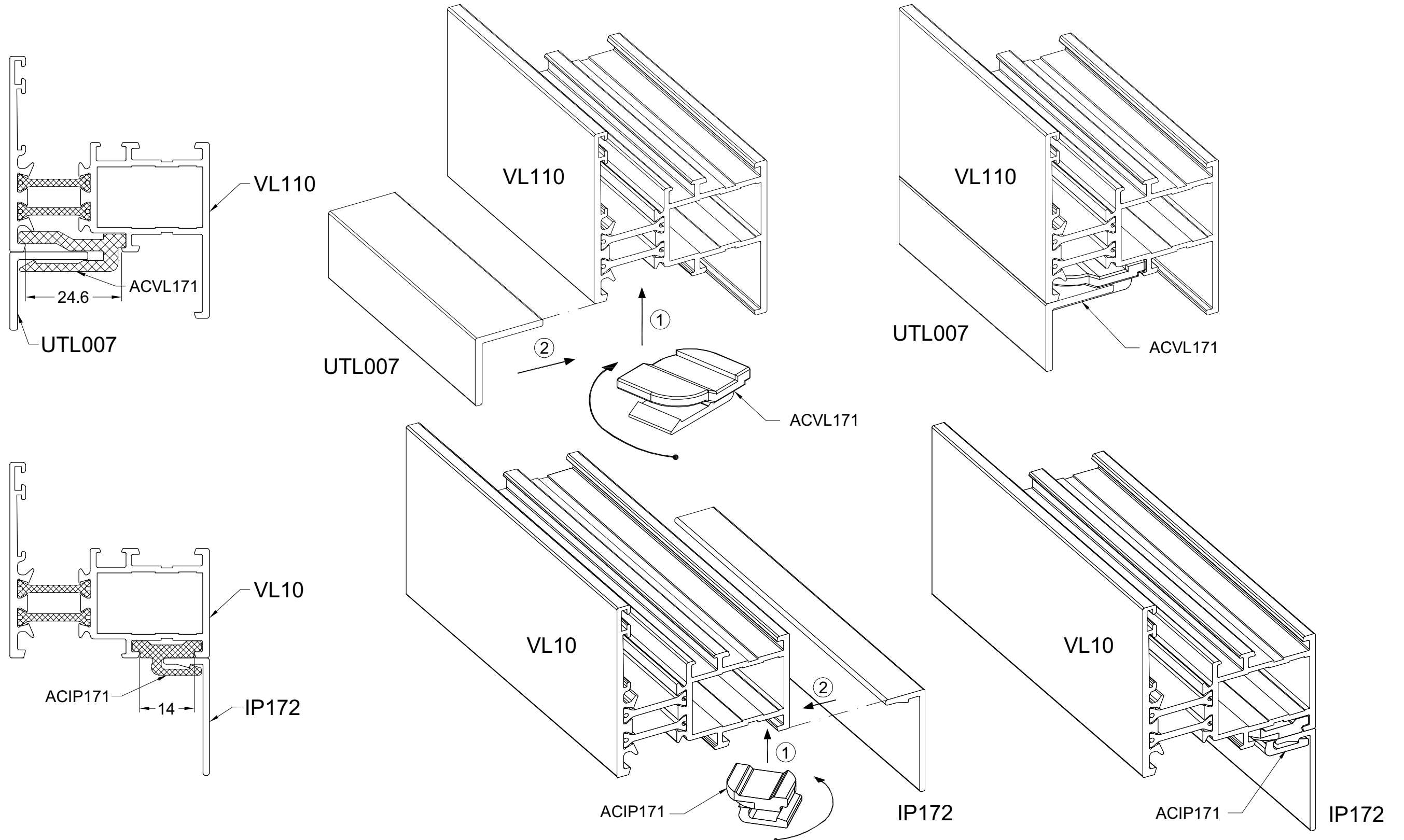
ONDERKANT DEUR
DESSOUS DE LA PORTE
UNTERSEITE TÜR
BOTTOM OF DOOR

WERKTEKENINGEN - DESSINS DE CONSTRUCTION - KONSTRUKTIONZEICHNUNGEN - CONSTRUCTION DRAWINGS



MONTAGE ACVL171, ACIP171
MONTAGE ACVL171, ACIP171
MONTAGE ACVL171, ACIP171
MONTAGE ACVL171, ACIP171

WERKTEKENINGEN - DESSINS DE CONSTRUCTION - KONSTRUKTIONZEICHNUNGEN - CONSTRUCTION DRAWINGS



acip171